2016 MINNESOTA TWINS MEDIA GUIDE

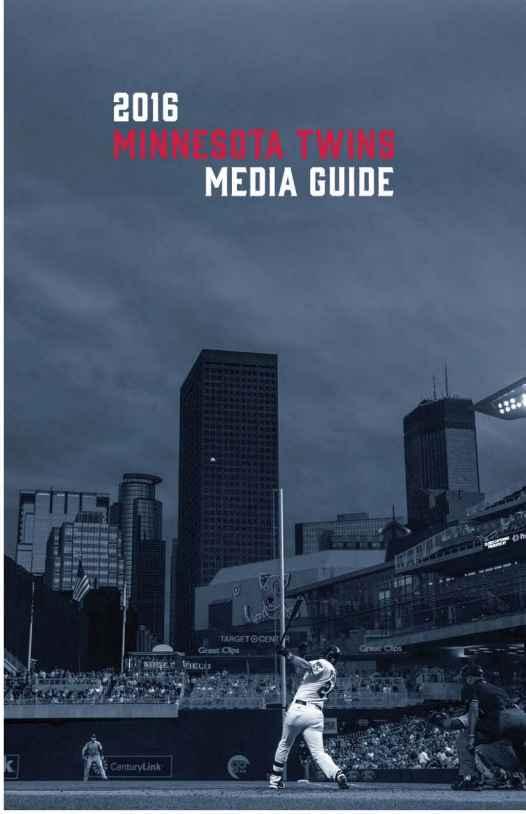



In January of 2016, the Minnesota Twins, in partnership with Twins legend Rod Carew and his wife Rhonda, announced the creation of a year-long campaign to raise funds for the American Heart Association, as well as raise awareness cardiovascular disease. The Heart of 29 campaign honors the Carews' wish to assist the American Heart Association following the Baseball Hall of Famer's recent, major heart attack and subsequent surgery. Carew had an LVAD, or left ventricular assist device, implanted during the surgery, and awaiting the possible need for a heart transplant.

The campaign kicked off at TwinsFest at Target Field and will raise funds for the American Heart Association in a number of ways. Most specifically, Twins fans will be encouraged to join or pledge Rod's Team at the 2016 Twin Cities Heart Walk. The Minnesota Twins will match all pledges to Rod's Team up to a total of $10,000. The Twin Cities Heart Walk will take place on May 14th at Target Field and is the largest fundraiser for the American Heart Association.

The American Heart Association raises awareness through National Wear Red Day and "red outs" throughout the year. In conjunction with the Twins players wearing red jerseys on Fridays at home in 2016, the Twins will offer a special Carew's Corner ticket package on Fridays in April and May. Fans can purchase a lower level Field Box ticket, and receive a special Heart of 29, Rod Carew, red Twins jersey. A portion of each ticket sold will benefit the American Heart Association.

More than 800,000 people in the U.S., that's one in three, die from cardiovascular diseases including heart disease and stroke. An estimated 85.6 million people in the U.S. are living with cardiovascular diseases. Nearly 80 percent of cardiovascular disease may be prevented through every day healthy living steps, including physical activity, good nutrition, not smoking, maintaining healthy weight, and controlling blood pressure, cholesterol and blood glucose levels.

For more information about joining or pledging the Twins Cities Heart Walk, Carew's Corner, and information about heart health, visit www.twinsbaseball.com/heartof29.

About the American Heart Association

The American Heart Association is the nation's oldest and largest voluntary organization dedicated to fighting heart disease and stroke, America's No. 1 and No. 5 killers. Founded in 1924, the association now includes more than 22.5 million volunteers and supporters. It funds innovative research, advocates for stronger public health policies, and provides critical tools and information to doctors and the public. The association has funded more than $3.8 billion in heart disease and stroke research. To learn more visit www.heart.org.

Rod Carew and his wife Rhoda, held a press conference during TwinsFest, January 30, 2016, announcing a year-long campaign to raise funds for the American Heart Association.

TABLE OF CONTENTS

All-Star Game
- Boxscores, '65, '85, '14 ... 398-401
- Players, Twins ... 402

American League Leaders, Twins ... 247

Anniversary Teams
- 25th Season ... 419
- 40th Season ... 419
- All-Metrodome Team ... 420
- 50 Greatest Twins ... 421

Attendance Data
- Annual, Home/Road ... 197
- Consecutive Streaks ... 197
- Crowds of 50,000-plus ... 198
- Hammond Stadium, All-Time ... 433
- Home Highs ... 198
- Home/Road by Team, 2015 ... 160
- Opponents' Highs in Minnesota ... 257
- Target Field Top Attendance Figures ... 198
- Misc. Attendance Facts & Figures ... 197

Awards
- Robert O. Fishel Award ... 428
- John Gordon Award ... 423
- Killebrew Community Service Award ... 315
- Twins Annual ... 242-44
- Twins Individual and Organization ... 245-46
- Twins Tradition ... 5

BBWAA, Twin Cities Chairmen and Chapter ... 428

Batting Data
- Annual Team Figures ... 194
- Average, .300 ... 208
- Career, Twins ... 214
- Cycle Performances ... 117
- Designated Hitters History by Year, Twins ... 41
- 4-Plus Hit Games, Twins ... 217
- Hits, 200 in Season ... 202
- Hitless Streaks ... 213
- Hitting Streaks ... 216
- Pitchers ... 284
- Rookies, Top Ten ... 209
- Top Ten, Season & Career ... 204-06
- Yearly Leaders, Twins ... 216
- Yearly Leaders, By Position ... 89

Bios
- Communications, Twins ... 429
- Clubhouse Staff, Twins ... 24-25
- Coaches, 2016 Twins ... 14-23
- Front Office ... 2-11
- Molitor, Paul ... 14
- Players, 2016 Twins ... 28-156
- Pohlad, Jim ... 5
- Ryan, Terry ... 7
- St. Peter, Dave ... 6

Broadcast
- Broadcasters, 2016 ... 424-26
- Radio Affiliates ... 423
- Radio Production Crew ... 424
- Spanish Language Radio Broadcast ... 425
- Television Production Crew ... 425
- Treasure Island Baseball Network ... 423
- Teams, Year-by-Year ... 422

Community, Twins ... 404-05

Draft Picks, Twins First Round ... 335

Draft, Twins 2015 ... 336

Fielding Data
- Annual Team Figures ... 196
- Triple Plays ... 196

Front Office Directory ... 2-4

Hall of Fame
- National Baseball Info ... 436
- Twins ... 408-13

Home Run Data
- By Position, 2015 ... 166
- Grand Slams, Twins ... 220-21
- Grand Slam Records, Twins ... 221
- Home & Road, Annual ... 218
- In First Game as Twins ... 153
- Individual Breakdown, 2015 ... 166
- Inning, 3-or-more ... 222
- Inside-the-Park ... 219
- Last By Twins Pitcher ... 262
- Leadoff Homers, Twins Career ... 218
- Longest, Twins ... 172
- Three, Game ... 103
- Two, Game ... 219
- Two, Inning ... 222

Logos ... 417

Interleague History, Twins ... 192

Major League Baseball Directory ... 176

Media Policies
- Regular Season ... 427
- Spring Training ... 430

Metrodome ... 415

Metropolitan Stadium ... 414

Minor Leagues
- Affiliate History ... 321
- Affiliates and Statistics ... 318-30
- All-Stars, 2015 ... 319
- Awards, Twins, 2015 ... 332-33
- Bios, Front Office ... 315
- Bios, Minor League Staff ... 317
- Bios, Players ... 337-84
- Organization Information ... 314
- Organization Leaders, 2015 ... 323
- Recap, 2015 ... 316
- Records, Annual ... 327
- Scouting & Minor League Directors ... 320
- Schedules, 2016 ... 331
- Stadiums and Attendance ... 314
- Trainers ... 322

Opening Day
- Information ... 257, 260
- Lineups ... 258-60
- Starters, Opening Day ... 260
- Starts, Opening Day ... 260

Pinch-Hitting Data
- All-Time, Twins ... 172
- Twins, 2015 ... 172
- Yearly Leaders, Twins ... 194

Pitching Data
- Annual Team Figures ... 195
- Career, Twins ... 215
- Low-Hit Games ... 224
- Position Players ... 200
- Rookies, Top Ten ... 210
- Scoreless Innings Streak, Twins Starters ... 201
- Shutout Information ... 225-26
- Top Ten, Season & Career ... 206-08
- 20-Game Winners, Twins ... 223
- 200 Innings Pitched, Twins ... 225
- Yearly Leaders ... 223

Postseason
- Boxscores ... 294-311
- Leaders, Batting/Pitching ... 312

Records
- Date, Record By, 1961-15 ... 212
- Franchise, 1901-2015 ... 248-53
- Home & Road, Annual ... 213
- Monthly, All-Time ... 211
- Twins Individual, Game ... 199
- Twins Individual, Season ... 202
- Twins Team, Game ... 200-01
- Twins Team, Season ... 203

Retired Numbers, Twins ... 406-07

Roster
- All-Time, Twins ... 227-31
- Built, 2016 Roster ... 150
- 40-Man Spring, 2016 ... 437-38
- Invites, 2016 ... 439

Rules
- Earned Runs ... 79
- Player Limits ... 122
- Qualifying Numbers ... 92
- Rookie Qualifications ... 88
- Saves ... 128
- Trading Regulations ... 173

Schedule
- 2016 Regular Season ... Back Cover
- Target Field Workout ... 427

Scouting Staff ... 334

Spring Training Information ... 430-35

Standings
- Major League, 2015 ... 171
- Yearly, Twins ... 256

Statistics, Twins, 1961-14 ... 261-92

Target Field
- Accolades ... 391-92
- Concerts ... 393
- Information ... 386-87
- Firsts ... 389
- Renovations ... 396
- Seating Diagram ... 390
- Statues ... 393
- Target Field Station ... 395
- Timeline ... 388
- Transportation ... 394

Trades, Twins 1961-2015 ... 237-41
- Last Trade With, Twins ... 241

Uniforms
- History of Uniforms ... 416-17
- Sleeve Patches ... 418
- Uniform Numbers, All-Time Twins ... 232-36

Year in Review, 2015
- Extra-Inning Games ... 161
- Day-By-Day ... 163-65
- Designated Hitters, Twins ... 172
- Final Stats ... 158-60
- At a Glance, Twins ... 173
- Highs & Lows ... 167
- Pacesetters, Twins ... 173
- Transactions, Twins ... 168-70
- Vs. Left-handers ... 161
- Vs. Right-handers ... 162

AREAS OF INTEREST

- 20 HR/20 SB, Twins ... 81
- 30 2B/30 HR, Twins ... 134
- Air Miles Traveled, 2016 ... 173
- AL Central History ... 49
- Arizona Fall League, Twins ... 156
- Baseball America Top 10 Prospects ... 105
- Baseball America Top League Prospects ... 325
- Biggest Innings, Twins ... 67
- Birthdates, Twins ... 124
- Calculating Baseball Statistics ... 39
- Clinching Dates, Twins ... 283
- Coaches, 1961-16 ... 16
- Come From Behind Wins, Twins ... 95
- Entire Career With Twins ... 215
- Foreign-Born, Twins Organization ... 334
- Home Runs, Both Sides Of Plate ... 231
- Homestand, Twins Best ... 210
- Longest Games By Inning, Twins ... 46
- Longest Game By Time, Twins ... 158
- Losing Streaks, Twins ... 195
- Magic Number ... 290
- Managers, 1961-16, Twins ... 16
- Milestone Wins, Twins ... 143
- Minnesota Natives, Twins ... 112
- Minnesota Ties, MLB Players ... 291
- MLB Team Batting Ranks Since 1961 ... 22
- Miscellaneous Baseball Terminology ... 65
- Most Games By Position, Twins ... 100
- Most Years By Position, Twins ... 244
- Opposition, Top Hitters/Pitchers ... 191
- Ownership, Presidents and General Managers ... 7
- Professional Debut With Twins ... 329
- Pronunciation Guide, Twins ... 148
- RBI, 100-Plus Seasons ... 287
- Record by Decade, Franchise ... 55
- Roberto Clemente Award ... 119
- Rookie of the Year, Twins ... 289
- Runs, Most Scored in a Game, Twins ... 35
- Stolen Base Leaders, Twins Yearly Minor Leaguers ... 324
- Straight Steal of Home, Twins ... 292
- Ten-or-More Years with Twins ... 280
- Twins on Twitter ... 130
- Winning Streaks ... 268
- Wins, Consecutive vs. Opponent ... 288

MEDIA GUIDE SECTIONS

- Front Office Directory/Bios ... 2-11
- Coaches and Staff ... 13-25
- Player Bios ... 27-156
- 2015 Year In Review ... 157-173
- Opponents ... 175-192
- History and Records ... 193-253
- Year to Year ... 255-292
- Twins In Postseason ... 293-312
- Minor Leagues and Scouting ... 313-384
- Target Field ... 385-396
- All-Star Game ... 397-402
- Miscellaneous ... 403-439

The 2016 Minnesota Twins Media Guide was researched, written and edited by Dustin Morse, Mitch Hestad, Mike Kennedy, Brace Hemmelgarn, Cori Frankenberg, Adam Esselman, Al Hernandez, Erik Bremer and Dukes Knutson and is based on information available through February 10, 2016. All statistics were provided by Major League Baseball and are considered unofficial. Images courtesy of Brace Hemmelgarn, Wayne Kryduba, Mike Janes, Bruce Kluckhohn, Howard Gray, Steve Woltmann, Mike Kennedy, Getty Images, MLB Photos, Mortenson Construction and Populous. The information contained is copyrighted and prepared for the use of members of the media. Those wishing to use any of the enclosed material for commercial purposes should contact the Minnesota Twins Communications department.

MINNESOTA TWINS BASEBALL CLUB

TARGET FIELD

1 Twins Way
Minneapolis, MN 55403
Telephone (612) 659-3400
Ticket Information: (612) 33-TWINS or 1-800-33-TWINS
@Twins • facebook.com/twins • www.twinsbaseball.com

EXECUTIVE BOARD

BILL POHLAD JIM POHLAD BOB POHLAD DAVE ST. PETER

ADMINISTRATION

Chief Executive Officer ..... Jim Pohlad
President ..... Dave St. Peter
Executive Vice President, General Manager ..... Terry Ryan
Executive Vice President, Business Development ..... Laura Day
Executive Vice President, Business Administration/Chief Financial Officer ..... Kip Elliott
Senior Vice President, Operations ..... Matt Hoy
Vice President, Assistant General Manager ..... Rob Antony
Vice President, Technology ..... John Avenson
Vice President, Ticket Sales and Service ..... Mike Clough
Vice President, Human Resources/Diversity ..... Raenell Dorn
Vice President, Ticket Operations ..... Paul Froehle
Vice President, General Counsel ..... Mary Giesler
Vice President, Brand Marketing ..... Nancy O'Brien
Vice President, Player Personnel ..... Mike Radcliff
Assistant to the President and General Manager ..... Bill Smith
Senior Director, Ballpark Development and Planning ..... Dan Starkey
Executive Assistants ..... Danielle Berg, Joan Boeser, Lynette Gittins
Special Assistants ..... Bert Blyleven, Rod Carew, Kent Hrbek, Jack Morris, Tony Oliva

BASEBALL OPERATIONS

Special Assistants to General Manager ..... Tom Kelly, Wayne Krivsky
Director, Minor League Operations ..... Brad Steil
Director, Scouting ..... Deron Johnson
Director, Team Travel ..... Mike Herman
Minor League Field Coordinator ..... Joel Lepel
Pro Scouting Coordinator ..... Vern Followell
Director, Baseball Research ..... Jack Goin
Senior Manager, Minor League Administration ..... Kate Townley
Senior Manager, Scouting and International Administration ..... Amanda Daley
Senior Manager, Florida Operations ..... Brian Maloney
Administrative Assistant to the General Manager ..... Lizz Downey
Administrative Assistant, Scouting ..... Brittany Minder
Assistant, Florida & Latin American Operations ..... Rafael Yanez
Coordinator, Baseball Research ..... Andrew Ettel
Baseball Operations Assistant ..... Nick Beauchamp

COMMUNICATIONS

Senior Director, Communications ..... Dustin Morse
Senior Manager, Communications ..... Mitch Hestad
Manager, Communications and Publications ..... Mike Kennedy
Assistants, Communications ..... Carlos Font, Cori Frankenberg
Team Photographer ..... Brace Hemmelgarn
Team Curator ..... Clyde Doepner

COMMUNITY RELATIONS

Senior Director, Community Relations ..... Bryan Donaldson
Manager, Community Relations ..... Stephanie Johnson
Manager, Community Programs ..... Josh Ortiz
Coordinator, Community Relations ..... Gloria Westerdahl
Coordinator, Community Relations ..... Sondra Ciesielski

CONTENT

Senior Director, Content....Chris Iles
Director, Twins Productions....Sam Henschen
Manager, Video....Jim Diehl
Multimedia Specialists....Peter Nelson, Matt Semke, Michael Richmond
Digital Communications Specialist....Brea Hinegardner
Assistant, Digital Content....Rachel Haselhorst
Public Address Announcer....Adam Abrams

BROADCAST

Coordinator, Broadcast....Drew Halverson
Radio Network Executive Producer....Mark Genosky
Radio Network Play-by-Play....Cory Provus
Radio Network Play-by-Play/Analyst....Dan Gladden
Radio Network Studio Host/Play-by-Play....Kris Atteberry
Radio Network/Television Analyst....Jack Morris
Radio Engineer....Kyle Hammer
Television Play-by-Play....Dick Bremer
Television Analyst....Bert Blyleven
Spanish Radio Play-by-Play....Alfonso Fernandez

CORPORATE PARTNERSHIPS

Senior Director, Corporate Partnerships....Jeff Jurgella
Senior Account Executives....Doug Beck, Karen Cleary, Chad Jackson, Jordan Woodcroft
Manager, Client Services....Amelia Johnson
Senior Coordinator, Client Services....Ann Drapcho, Joe Morin
Senior Coordinator, Broadcast Traffic and Service....Amy Johnson
Coordinator, Client Services....Brittany Kennedy
Research and Project Specialist....Kayleen Tecker

MARKETING

Director, Diversity Marketing....Miguel Ramos
Senior Manager, Marketing and Promotions....Julie Vavruska
Manager, Advertising....Will Delaney
Coordinator, Brand Marketing....Mitch Retelny
Director, Business Strategy and Analytics....Brandon Johnson
Manager, Marketing Communications....Beth Vail Palm
Manager, Business Strategy and Analytics....David Kingery
Coordinator, Database Marketing....Jeffrey Yang
Coordinator, CRM and Ticketing Sales Analytics....Jack Hogan
Mascot Supervisor....Greg Wilfahrt

TICKET SALES AND SERVICE

Director, Suite and Premium Sales and Service....Scott O'Connell
Director, Season Ticket Sales and Service....Eric Hudson
Director, Group Ticket Sales and Hospitality....Rob Malec
Manager, New Business Development and Service....Craig Gumz
Manager, Season Business Retention and Service....P.J. Williams
Manager, Group Ticket Sales and Service....Phil McMullen
Senior Season Ticket Sales and Service Executive....Andrea Kray, Todd Krulewich
Senior Group Sales and Service Executive....Landon Oldenburger
Premium Sales and Service Executive....Alex Hover, Dan Strong
Season Ticket Sales and Service Executives....Katelyn Culverson, Cory Johnson, Joe Long, Bryan Sowieja
Group Ticket Sales and Service Executives....Luis Breazeale, Nick Corcoran, Andrew Reichert, Steven Wert
Coordinator, Premium Sales and Service....Barbara Nordstrom
New Business Development Representatives....Col Erlandson, Adam Gustad, Jake Langer, Justin Long, Erica Ramaker, Nick Sarnicki, Michael Schaeffer, Taylor Wanie
Ticket Sales Coordinators....Jessica Glomstad, Anna Johnson, Lauren Schmitz

TARGET FIELD EVENTS

Director, Target Field Events and Tours....David Christie
Coordinators, Target Field Events....Kalen Graf, Quinn Handahl
Coordinator, Ballpark and Educational Tours....Rick Olson

HUMAN RESOURCES

Director, Payroll....Lori Beasley
Director, Benefits....Leticia Silva
Human Resources Generalist....Holly Corbin
Coordinator, Payroll and Benefits....Alison Lemke

FINANCE & PROCUREMENT

Senior Director, Finance....Andy Weinstein
Senior Manager, Ticket Accounting....Jerry McLaughlin
Senior Manager, Accounting....Lori Windschitl
Senior Manager, Financial Planning and Analysis....Mike Kramer
Senior Coordinator, Accounts Payable....Amy Fong-Christianson
Senior Accountant....Lyndsey Taylor
Coordinator, Accounting....Ka Her
Senior Director, Procurement....Bud Hanley
Manager, Procurement....Mike Sather
Coordinator, Procurement....Taylor Bettenga

TECHNOLOGY

Senior Director, Technology....Wade Navratil
Senior Manager, Technology Infrastructure....Tony Persio
Engineer, Broadcast....Tom Brower
Administrator, Infrastructure Systems....Brent Hildebrandt
Technology Operations Specialist....Ryan Schmit
Manager, Business Systems....Shelley Andrew
Applications Developer, Baseball Systems....Jerad Parish, Jeremy Raadt
Data Engineer....Jason Neubauer
Applications Programmer....Nomvelo Moyo

BALLPARK OPERATIONS

Senior Director, Ballpark Operations....Dave Horsman
Senior Director, Facilities....Gary Glawe
Director, Guest Services....Patrick Forsland
Head Groundskeeper....Larry DiVito
Manager, Field Maintenance....Jared Alley
Manager, Grounds....Al Kuehner
Grounds Crew Foreman....Ryan Rowland
Senior Manager, Ballpark Maintenance....Dana Minion
Maintenance Mechanics....Dan Deephouse, Aaron Goldenstein, Sean Grady, Taylor McCabe, Ryan Rikkola
Maintenance Mechanic/Master Electrician....Jason Bifulk
Maintenance Mechanic/Painter....Matthew Saros
Senior Manager, Premium Services....Jeffrey Kroll
Manager, Guest Services....Katie Rock
Manager, Building Security....Jeff Reardon
Manager, Event Security....Dick Dugan
Manager, Ballpark Operations....Jase Miller
Coordinator, Office Services....Josh Fallin
Ballpark Operations Assistant....Chelsey Falzone
Coordinator, Retail Sales and Authentics....Venika Streeter
Receptionist....Tina Flowers

TICKET OPERATIONS

Director, Box Office....Mike Stiles
Manager, Box Office....Ashley Geldert
Manager, Call Center....Mark Engstrom
Supervisor, Box Office....Randy Tran
Coordinator, Call Center Operations....Chris Frogge
Coordinator, Ticket Operations....Colleen Seeker
Coordinator, Ticket Operations/Special Events....Kelton Splett
Manager, Florida Business Operations....Mark Weber

CLUBHOUSE

Equipment Manager....Rod McCormick
Assistant Manager, Home Clubhouse....Tim Burke
Visiting Clubhouse Manager....Jason Lizakowski
Director, Major League Video....Sean Harlin

MEDICAL STAFF

Director, Medical Services....Dr. John A. Steubs
Orthopedic Physicians....Dr. Diane Dahm, Dr. Pearce McCarty
Internal Medicine Physicians....Dr. Vijay Eyunni, Dr. Tom Jetzer, Dr. Amy Beacom
Employee Assistance Program Physician....Dr. Jon Hallberg
Peak Performance Director....Dr. Rick Aberman
Head Athletic Trainer....Dave Pruemer
Assistant Athletic Trainer....Tony Leo
Assistant Athletic Trainer and Rehab Coordinator....Lanning Tucker
Strength and Conditioning Coordinator....Perry Castellano

JIM POHLAD
CHIEF EXECUTIVE OFFICER

In 2016, Chief Executive Officer Jim Pohlad begins his 33rd season with the Minnesota Twins. Jim provides leadership to the Minnesota Twins front office on behalf of the Pohlad family in several capacities, including decisions related to baseball and business, as well as long-term strategic planning. The Pohlad family has owned the Minnesota Twins since 1984.

In addition to his position with the Minnesota Twins, Jim currently holds various leadership roles throughout the Pohlad Companies, including Twins Sports Inc., Northern Lights Broadcasting, United Properties and the Pohlad Family Investment Group. He also serves on several committees for Major League Baseball.

Jim's civic engagements include work on behalf of organizations and programs that support the well-being and interests of children and families in the Twin Cities and surrounding communities. He currently serves on the board of the Pohlad Family Foundation. In past years, he has supported and provided leadership to the Greater Twins Cities United Way, Minneapolis Institute of Arts, the Greater Minneapolis Chamber of Commerce, The Minneapolis Foundation and Park Nicollet Health Services and Melrose Institute.

Jim resides with his family in Minneapolis. He holds a degree in Business Administration from the University of Southern California and is a certified public accountant.

★ THE TWINS TRADITION ★

PASSION
From our team to our front office to everyone in our organization, we are an accountable, hardworking group that is dedicated to success, attention to detail and getting better every day. We take great pride in being part of the Twins family and all that it represents.

HUSTLE
Every day, on and off the field, we bring it – effort, pure and simple. It's the Twins trademark. It's part of our character. We thrive on respect for the game and each other while focusing on an organization-wide commitment to innovation, collaboration and responsiveness to our partners and the millions of fans who come through our turnstiles every season.

HEART
We are loyal, invested in our community and NEVER give up. That's why we play all nine innings and are committed to going above and beyond to be responsible, philanthropic and steadfast in our efforts to enhance the lives of everybody in Twins Territory.

FUN
We love the game, we love our fans, we love our ballpark and we love to entertain. From families to corporations and everyone in between, we strive to offer world-class service, unmatched amenities, and fun and excitement for everyone.

TWINS TRADITION AWARD

Given annually to a Twins employee who best exemplifies the four pillars of the Twins Tradition.

2012 – Jim Rantz, Senior Director of Minor League Operations
2013 – Lori Beasley, Director of Payroll
2014 – Patrick Forsland, Director of Guest Services
2015 – Mike Stiles, Director of Box Office

DAVE ST. PETER

PRESIDENT

Dave St. Peter was named the fourth president in Minnesota Twins history on November 26, 2002. He oversees the team's day-to-day operations, strategic planning and interaction with Major League Baseball.

St. Peter played a central role in the approval, design, construction and opening of Target Field, which was named 2011 Sports Facility of the Year by the Sports Business Journal/Sports Business Daily. He also recently led the Twins effort to secure and host the 2014 Major League Baseball All-Star Game; expansion of the CenturyLink Sports Complex in Fort Myers, FL – named Ballpark Digest's 2015 Major Ballpark Renovation of the Year; as well as the team's partnership with Hennepin County on the design and programming of Minnesota's newest intermodal transit hub - Target Field Station.

At age 49, St. Peter begins his 27th year with the Twins. He joined the organization as an intern in 1990 and over his first decade with the franchise held a variety of positions including Pro Shop Manager, Communications Manager, Vice President of Corporate Communications and Senior Vice President of Business Affairs. As the club president, the Twins established a new single season franchise attendance record in 2010 by attracting more than 3.2 million fans to Target Field while the team was recognized by ESPN as having the best stadium experience in all of professional sports. St. Peter's leadership has been integral in the team's growing corporate partnership base; development of the "Magic Moments" customer service initiative; the "Go Twins, Go Green" environmental stewardship platform; expansion of the Treasure Island Baseball Network; aggressive community outreach; and enhanced alumni involvement -- including creation of the Twins Hall of Fame.

St. Peter has been part of a leadership team helping the franchise win six American League Central Division championships (2002-04, 06 and 09-10). During St. Peter's leadership tenure, the Twins have twice been named "Organization of the Year" by Baseball America (2002 and 04). In 2006, the entire Twins organization was recognized as the Minneapolis Star Tribune's "Sports Person of the Year." The franchise received the Atlanta Sports Council's Horizon Award (2002) as the Professional Sports Organization of the Year while the Twins Community Fund was a 2000 recipient of the Greater Minneapolis Chamber of Commerce's Quality of Life Award and a 2006 recipient of a Project Evergreen Award. The State of Minnesota named the Twins organization a Yellow Ribbon Company in 2014. Five of the past six years (2010, 2012-2015) the Twins have been honored by the Star Tribune as one of the "Top 100" workplaces in Minnesota. In 2011, the Twins were the recipient of the Minneapolis Park and Recreation Board's "Living the Dream" Award. St. Peter has also been named to the Street and Smith's Sports Business Journal and Minneapolis-St. Paul Business Journal's "Forty under 40" lists.

In the community, St. Peter currently serves on the boards of the Minnesota Twins Community Fund, Ronald McDonald House Charities of the Upper Midwest, the YMCA of the Twin Cities, the Minnesota Chapter of Positive Coaching Alliance and 2020 Partners.

St. Peter was born in Bismarck, North Dakota, and graduated from the University of North Dakota in 1989. Dave, son Jack and twin sons Eric and Ben make their home in Chanhassen, MN.



TERRY RYAN

EXECUTIVE VICE PRESIDENT, GENERAL MANAGER

Terry Ryan was named Executive Vice President/General Manager on November 7, 2011, after spending the previous four seasons as a Special Assistant to General Manager Bill Smith (2008-11). He was originally named as the fourth General Manager in Minnesota Twins history on September 13, 1994, holding that position until stepping down following the 2007 season. Ryan is responsible for the team the Twins put on the field and oversees the coaching staff and entire baseball department, including team travel and baseball communications.

Ryan began his professional career with the Twins in 1972 after being drafted in the 35th round out of Parker High School in Janesville, WI. He pitched in the Twins minor league system for four seasons, posting a 14-3 record, including 10-0 in 1973, before an arm injury cut his career short. In 1975, he enrolled at the University of Wisconsin-Madison and graduated with a degree in Physical Education in 1979.

Ryan returned to baseball in 1980 as Midwest Scouting Supervisor for the New York Mets, a position he held for six years before being named Scouting Director for the Twins in January 1986. He was recognized by Topps in 1998 with the Advancement Through the Game Award. Prior to his first tenure as General Manager, Ryan served as the Vice President of Player Personnel, a position he assumed at the end of the 1991 season. In that role, Ryan was responsible for scouting and evaluating all talent at the major league level and assisting in personnel decisions. Ryan was also responsible for signing all major league players with less than three years of major league service.

In addition to his duties with the Twins, Ryan was appointed to the Commissioner's Special Committee for On-Field Matters in December of 2009, as well as being a member of the Major League Baseball Playing Rules Committee since 2005. He has also served on the Arizona Fall League (AFL) Steering Committee since 2005, a position he also held in 1997-98. In 2009, Ryan was the recipient of the AFL's Roland Hemond Award, which is presented annually to a baseball executive in recognition of at least 15 years of outstanding service to the AFL and professional baseball in a key leadership capacity. In 2013, he was awarded the George Genovese Lifetime Achievement Award in Scouting from the Professional Baseball Scouts Foundation, as well as the Roland Hemond Award, voted upon by SABR, recognizing a baseball executive that demonstrates a lifetime commitment to professional baseball scouts and scouting, and player development history. In 2014, he was inducted into the Minnesota State High School Baseball Coaches Association Hall of Fame.

Through the efforts of Ryan and his staff, the Twins have won the American League Central Division title in four of his last 10 years as the general manager (2002-04 and 06). He has twice been named Sporting News Executive of the Year (2002 and 06), and was also named *Baseball America*'s Major League Executive of the Year in 2004. The Negro Leagues Baseball Museum honored Ryan with the Andrew "Rube" Foster Legacy Award as American League Executive of the Year in 2004, and again in 2006. In 2002, the Twins were named Organization of the Year by *Baseball America* (also in 2004), USA Today and Sportsticker.

Terry and his wife, Karilyn, have two children, Tim (daughter-in-law Tara and grandson Rory) and Kathleen, and reside in Eagan, MN.

TWINS OWNERSHIP, PRESIDENTS & GENERAL MANAGERS

OWNERSHIP
Carl R. Pohlad Family, 1984-present
Calvin R. Griffith Family, 1961-84

PRESIDENTS
Dave St. Peter, 2002-present
Jerry Bell, 1987-2002
Howard Fox, 1984-87
Calvin Griffith, 1961-84

GENERAL MANAGERS
Terry Ryan, 1994-2007, 2011-present
Bill Smith, 2007-11
Andy MacPhail, 1986-94
Howard Fox, 1985-86
Calvin Griffith, 1961-84

MIKE RADCLIFF
VICE PRESIDENT, PLAYER PERSONNEL

Mike Radcliff, a member of the Twins organization since 1987, was named Vice President, Player Personnel in September of 2007. He was named 2011 Scout of the Year in the Midwest by his peers in Major League Baseball and inducted into the Professional Scouts Hall of Fame in July of 2014. Radcliff leads the club's overall player evaluation process at both the major and minor league levels, assists Terry Ryan and Rob Antony in negotiating player contracts and oversees the club's professional and amateur scouting staff, including the scouting of international players.

Radcliff, who was named the Director of Scouting in 1993, was the longest tenured scouting director in Major League Baseball. As Scouting Director, Radcliff managed 27 full-time and 34 part-time scouts and coordinated the annual amateur draft as well as the international scouting staff.

Radcliff is a 1979 graduate of the University of Missouri and began his scouting career as an area scout with the Major League Scouting Bureau in 1983. He was hired as an area scout by the Twins in 1987 and promoted to Midwest Supervisor in 1988.

Mike and his wife, Sherry, have two grown children and reside in Overland Park, KS.

ROB ANTONY
VICE PRESIDENT, ASSISTANT GENERAL MANAGER

Rob Antony begins his 29th season in the Twins organization and his ninth as Assistant General Manager, after being named to that role on September 13, 2007. He was promoted to Vice President in mid-December, 2013. He is responsible for major league contracts, including arbitration and evaluating major and minor league players.

Prior to his current position, he was Director of Baseball Operations for 12 seasons and was responsible for various duties in the minor league and scouting departments, including the spring training operation and free agent draft preparations. He was also responsible for establishing and overseeing the budget for the minor league, major league and scouting departments. He worked closely with the scouting department and scouted players eligible for the free agent draft, as well as amateurs in Australia and Latin America.

Antony was hired as Assistant Director of Media Relations in 1988 after graduating from the University of Minnesota. In June, 1991, he was promoted to Director of Media Relations and held that post until December, 1995, when he was promoted to Director of Baseball Operations.

Rob and his wife, Lynn, have two children, Tyler and Emily, and reside in Plymouth, MN.

WAYNE KRIVSKY
SPECIAL ASSISTANT TO THE GENERAL MANAGER

Wayne Krivsky begins his 16th overall season in the Twins organization. He returned to the Twins prior to the 2012 season after spending two years as a Special Assistant to the General Manager for the New York Mets, a role which he also held from June-October, 2008. He was originally a member of the Twins front office for 11 years, including four years as Special Assistant to General Manager Terry Ryan (1995-98), and seven years as the Assistant General Manager (1999-2005).

Krivsky has 39 years of experience working with Major League clubs. He was the General Manager of the Cincinnati Reds from February 2006 through April 2008. In 2009, he was a Special Assistant to the President of Baseball Operations in Baltimore, which included major and minor league scouting, along with negotiating player contracts.

Krivsky began his baseball career in the Texas Rangers ticket office in 1977 before joining the baseball operations department as Assistant Director of Player Development and Scouting in 1979. He was named the Assistant General Manager in 1980 and held that position until joining the Twins in December of 1994.

Krivsky is a graduate of Duke University, where he earned a Management Science degree, while playing three years on the baseball team. He resides in Erlanger, KY, with his wife Linda.

LAURA DAY

EXECUTIVE VICE PRESIDENT, BUSINESS DEVELOPMENT

Laura Day is in her 21st season with the Twins. She oversees the Twins revenue generating efforts including ticket sales and service, premium seating, corporate partnerships and Target Field facility event sales. She is also responsible for the club's marketing, game presentation, special events and emerging markets effort. She plays a key role in shaping the team's strategic business plan, and has oversight of the Twins customer retention and loyalty programs.

Day got her start in sports working for the Twins from 1991-99 and 2003-04 where she held a variety of posts including Vice President of Sales and Marketing and Director of Corporate Marketing. She also served as Vice President of Sales for Victory Sports One (the Twins former Regional Sports Network). She rejoined the Twins in August, 2006, as SVP, Business Development, and played a central role in the planning, development, sales and marketing of Target Field's launch in 2010. That year, the Twins established a franchise attendance record by attracting more than 3.2 million fans and the club was recognized by ESPN as having the best stadium experience in all of professional sports. She was named EVP, Business Development for the Twins in January, 2012.

Prior to rejoining the Twins, Day was one of the first Minnesota Wild employees, helping launch the Xcel Energy Center as Vice President of Corporate Partnerships from 1999-2002. During her tenure with the Wild, she led the sales strategy and development teams, launched the Twin Cities first premium seating program and spearheaded the acquisition of naming rights and building founding partners.

In 2007, Day was named to the Minneapolis-St. Paul Business Journal's "Women to Watch" list. She was a recipient of the Sports Business Journal's "Game Changer" award, which recognizes women who have a major impact on the sports business, in 2015. In the community, she currently serves on the Minnesota State University/Sports Management Program Advisory Board, the Board of Directors for Greater Twin Cities United Way, and is an Executive Committee member and Board member of the Minneapolis Downtown Council. She is also a member of the Minnesota Women's Economic Roundtable. She previously served as a Board member for Cornerstone and was an active member of the Executive Leadership Team for the Start! Heart Walk benefiting the American Heart Association.

The Stillwater, MN native attended Lakewood Community College and resides in Hudson, WI, with her husband Mike.

KIP ELLIOTT

EXECUTIVE VICE PRESIDENT, BUSINESS ADMINISTRATION / CHIEF FINANCIAL OFFICER

Kip Elliott, who is in his 25th year with the Twins in 2016, was named Executive Vice President on January 18, 2012, after serving as Chief Financial Officer since January of 1999.

Elliott joined the Twins in May of 1992 as Accounting Manager and held the position of Controller from 1995-98. He was named Senior Vice President on August 28, 2006. He was employed by the public accounting firm of Coopers and Lybrand from 1989-92.

Elliott, who was named the "CFO of the Year" by the *Minneapolis/St. Paul Business Journal* in 2010, is responsible for overseeing the accounting, human resources, procurement, technology, ticket operations and ballpark operations departments, including management of the annual financial reporting for the organization and the financial relationship with Major League Baseball. As part of the senior management team, he also plays a key role in the structuring and implementation of the club's strategic plan, as well as the ongoing facility planning for Target Field.

Elliott serves on the University of Northern Iowa Accounting Advisory Council and the Board of Directors for the Minneapolis Regional Chamber of Commerce, as well as the Finance Committee of the Hudson Hockey Association.

Elliott, a certified public accountant, was raised in rural Fredericksburg, IA, and graduated summa cum laude from the University of Northern Iowa in 1989. Kip, wife, Jodi, and children, Carter, Maxwell and Maree, make their home in Hudson, WI.

MATT HOY

SENIOR VICE PRESIDENT, OPERATIONS

Matt Hoy, who is in his 31st year with the Twins in 2016, was named Senior Vice President of Operations on January 18, 2012.

Hoy joined the Twins in January, 1986 as a member of the sales staff and has held positions as Director of Novelty Operations and Director of Sales. He was the Director of Operations before his promotion to Vice President in April of 1992.

His responsibilities include overseeing ballpark operations, guest and premium services, security, office services, grounds, maintenance, concessions and merchandise sales, including the Twins Pro Shops. He is the Twins liaison to the Minnesota Ballpark Authority and serves as the Chair of the JDRF Walk to Cure Diabetes, which is held in February at the Mall of America and is one of the largest fundraising events in the Twin Cities area. He also serves on the Board of Directors for the Warehouse District Business Association and the Board of Meet Minneapolis.

Hoy was born in St. Paul and attended Blake School in Hopkins, MN. He and his sons, Matt and Dan, live in Mound, MN.

JOHN AVENSON

VICE PRESIDENT, TECHNOLOGY

John Avenson, who is in his 23rd season with the Twins, was named Vice President of Technology on December 22, 2006. Prior to being named to his current position, Avenson served as Director of Baseball IS/Network.

Avenson oversees and manages the purpose of technology for all disciplines of the organization. Maintaining a close relationship with the Baseball Department, he wrote the application the team uses for Scouting and Player Development. Avenson also wrote the fan-based "Twingo" application that has been widely adopted by many other major and minor league teams. He continues to play an integral part in the planning and implementation of innovative technology at Target Field and Century Link Sports Complex. He was named 2013 Chief Information Officer (CIO) of the Year by the Minneapolis-St. Paul Business Journal.

Prior to joining the Twins, Avenson served with the United States Marine Corps where he maintained aircraft information for RF-4B and F/A-18 squadrons.

A graduate of the University of Minnesota with a degree in Computer Science, Avenson and his wife Katie, reside in Minnetonka, MN, along with their children Perry, Simon, Lucy and Sidney.

MIKE CLOUGH

VICE PRESIDENT, TICKET SALES & SERVICE

Mike Clough joined the Twins organization in 2009 serving as Senior Director, Ticket Sales & Service until 2012. He was promoted to Vice President, Ticket Sales & Service on December 18, 2013.

In his current role, Clough is responsible for the team's ticket sales and service efforts, which includes management of the Twins season, premium, group and single-game ticket holder relationships. Clough played a critical role in developing and launching the Twins season ticket holder Sweet Spot benefit program. Prior to joining the Twins, Clough served in a leadership role with the NHL's Tampa Bay Lightning from 2003-09, and a five-year sales-focused stint with the New York Islanders from 1998-2003. He is on the Board of Directors for the Twin Cities First Tee Foundation and was one of Twins Cities Finest in 2015 as recognized by the Cystic Fibrosis Foundation.

A native of Long Island, NY, Clough graduated with a degree in sports management from Robert Morris University where he was also a member of the men's soccer team.

Mike and his family reside in Maple Grove, MN.

RAENELL DORN

VICE PRESIDENT, HUMAN RESOURCES/DIVERSITY

Raenell Dorn begins her 43rd season with the Twins in 2016, her 17th since being promoted to Vice President of Human Resources and Diversity in January 1999, oversees all aspects of Twins human resources, including risk management, workers compensation, employee assistance programs, benefits administration and payroll. In addition she heads the diversity efforts within the organization including the joint Minnesota Twins/Major League Program which was established to ensure that opportunities for diverse candidates and is a member of the Major League Baseball Diverse Partner's Task Force. She also serves on the Major League Baseball Executive Development selection committee, the Major League Baseball's Quality Control Council, the YWCA marketing committee and is on the board of Crescent Cove.

She established a Sports Career Fair held toward the end of the season which offers participants access to many sports teams and sports divisions of our media partners. Dorn is the liaison to the Twins Wives Organization and leads the group's efforts in both fundraising and in-kind giving.

Dorn was named Industry Leader and received the Women in Business award in 2008 by the Minneapolis/St. Paul Business journal.

She was born in New Prague, MN and graduated from Metropolitan State University with a degree in Business Administration. She resides in Eden Prairie, MN with her husband Harvey. They have two grown children, Bryan and Christopher (daughter-in-law Laurel and grandson Brandon).

PAUL FROEHLE
VICE PRESIDENT, TICKET OPERATIONS

Paul Froehle, who is in his 31st season with the Twins, was promoted to Vice President of Ticket Operations on December 18, 2013. Froehle joined the Twins in November of 1985 as Ticket Manager for the club. He was promoted to Director of Ticket Operations in 1999. Prior to being named to his current position, he served as Senior Director of Ticket Operations since 2010.

He oversees all ticket related events hosted at Target Field and Hammond Stadium during Spring Training. His responsibilities include distribution, processing, design layout and reporting of all tickets associated with Twins Baseball and Target Field. He has been an active member of INTIX – International Ticketing Association, a nonprofit membership organization committed to leading the forum for the entertainment ticketing industry. He is also a local member of TSG Ticket Services Group Upper Midwest, which promotes the common interests of ticket service professionals through the sharing of ideas, information, knowledge and experiences. Prior to joining the Twins, he was the Assistant Ticket Manager with the Minnesota North Stars. In 2003, Froehle was voted Ticketing Professional of the Year by the INTIX Association.

The Hibbing, MN, native graduated from Fridley High School and attended North Hennepin Community College and graduated from Metropolitan State University. Froehle resides in Minneapolis, MN.

MARY GIESLER
VICE PRESIDENT, GENERAL COUNSEL

Mary Giesler joined the Minnesota Twins as Vice President, General Counsel on March 24, 2014. As in-house counsel for the ballclub, Giesler provides legal oversight on all business-related matters, serves as the team's liaison with Major League Baseball's legal department and manages outside counsel relationships.

Giesler has spent the previous 17 years—the last 15 as a partner—with the Minneapolis-based firm of Kaplan, Strangis and Kaplan where she served a variety of clients in the areas of public-private partnerships, corporate governance, mergers and acquisitions as well as securities law compliance. Through her work at Kaplan, Strangis and Kaplan, Giesler played a key role in the negotiation and preparation of many agreements that were integral to the approval, design, construction and opening of Target Field. Prior to joining Kaplan, Strangis and Kaplan, Giesler spent eight years at the Minneapolis firm of Lindquist & Vennum. In 2014, she was named an Attorney of the Year by Minnesota Lawyer.

Giesler received her law degree from William Mitchell College of Law in St. Paul, MN and her BA from Gustavus Adolphus in St. Peter, MN.

A native of Aitkin, MN, she and her fiancé Loren make their home in Woodbury, MN.

NANCY O'BRIEN
VICE PRESIDENT, BRAND MARKETING

Nancy O'Brien, who is in her 16th season with the Twins, was named Vice President, Brand Marketing in December 2013. Prior to being named to her current position, O'Brien served as Senior Director, Brand Marketing for the organization. She held a similar position with the Oakland Athletics as their Director of Advertising and Premium Seating until she returned home to the Twins Cities and joined the Twins.

O'Brien leads the club's branding process from strategy development to creative direction and execution through overseeing the club's promotions, special events, marketing communications and diversity marketing initiatives. During her tenure, she helped launch the popular "Get to Know 'Em" and "Twins Territory" marketing campaigns, which have been recognized with many creative honors. She currently serves on the board for the Special Olympics of Minnesota.

Nancy received her Bachelor's degree in Economics from St. Olaf College and her MBA in marketing from the University of Minnesota, Carlson School of Business.

O'Brien along with husband, John, and children, Danny, Shea and Joey, reside in Plymouth, MN.

TWINS FANS,
WE'VE GOT YOUR BASES COVERED.

Here's to a fantastic 2016 season.

OFFICIAL AIRLINE OF THE
MINNESOTA TWINS

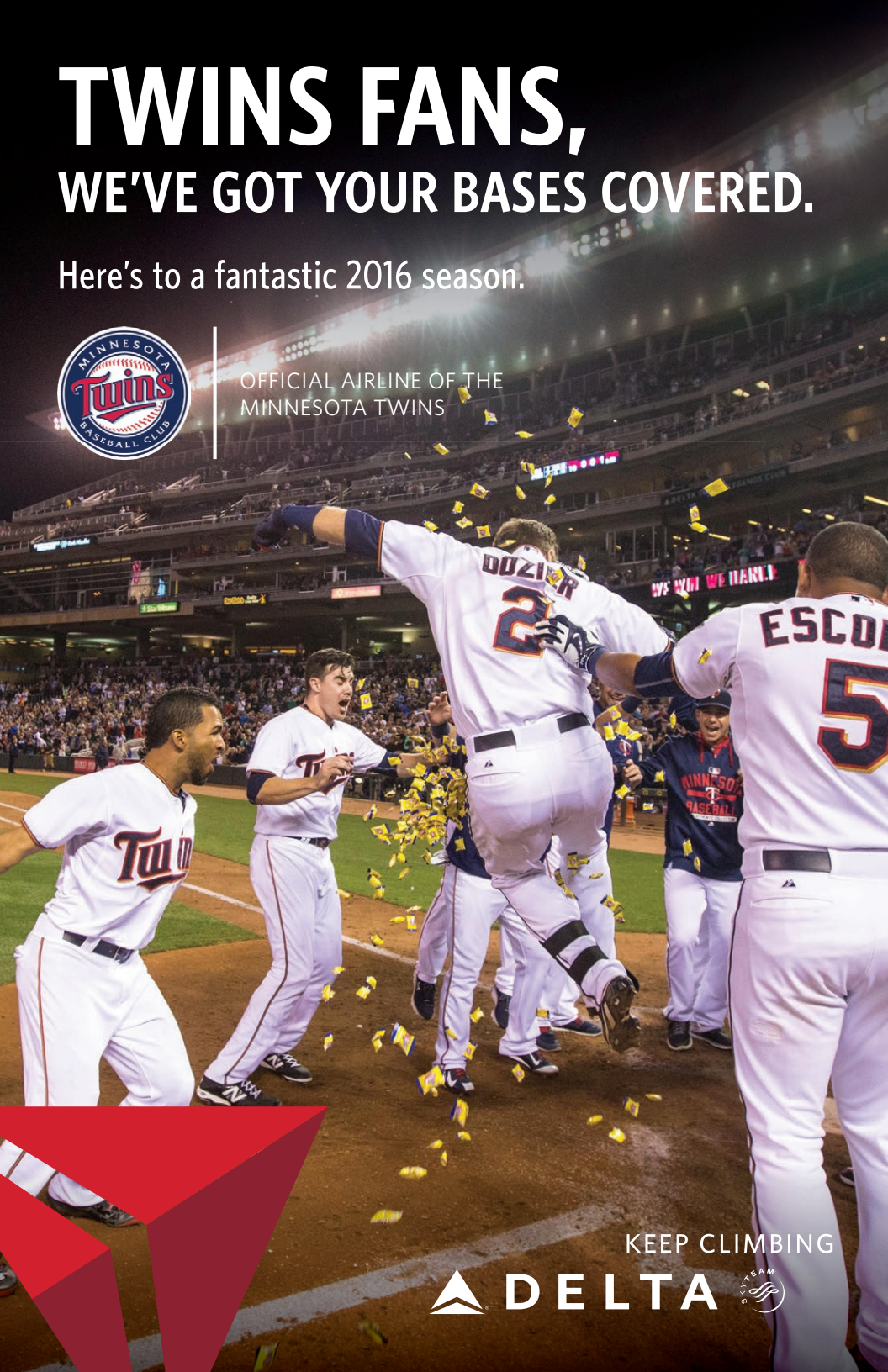

KEEP CLIMBING

DELTA

COACHES AND STAFF

PAUL MOLITOR

NAMED MANAGER NOVEMBER 4, 2014

BATS/THROWS: R/R
BORN: 8/22/56 in St. Paul, MN
RESIDES: Edina, MN
CONTRACT STATUS: Signed to three-year contract thru 2017

MANAGER 4

PERSONAL: Paul Leo Molitor...nickname "Mollie"...wife Destini...daughters Blaire and Julia and sons Joshua and Ben...1974 graduate of Cretin High School in St. Paul, where he played soccer and was All-State in baseball and basketball...one of 10 players from Cretin High School to be drafted by MLB team, a list that includes Joe Mauer (1st round by Minnesota in 2001) and Chris Weinke (22nd round by Toronto in 1990)...played in the International Games in Montreal in summer of 1975...attended University of Minnesota 1975-77...participates annually in Twins Winter Caravan.

PLAYING CAREER HIGHLIGHTS: Inducted in the National Baseball Hall of Fame in 2004 (first ballot)...is one of only six players in MLB history (Ty Cobb, Honus Wagner, Eddie Collins, Lou Brock and Rickey Henderson) to amass at least 3,000 hits and 500 stolen bases in a career...one of four players in MLB history (Cobb, Collins and Wagner) to amass at least 3,000 hits, 500 stolen bases and a .300 average-or-higher...ranks ninth on baseball's all-time list in hits (3,319), 11th in doubles (605), 14th in at-bats (10,835), 19th in runs (1,782), 32nd in games (2,683) and 37th in stolen bases (504).

MANAGERIAL CAREER: Earned first managerial win in a Twins 6-0 victory April 10 at Chicago-AL...ejected three times on the season: June 10 vs. Kansas City (balls and strikes), July 25 vs. New York-AL (balls and strikes) and August 23 at Baltimore (balls and strikes)...went 26-for-42 in managerial challenges...named third best manager in AL by *Baseball America's* annual tools survey, behind Baltimore's Buck Showalter and Cleveland's Terry Francona...named AL Manager of the Year by *The Sporting News*, an award voted on by his peers...finished third in the AL Manager of the Year voting with 33 voting points (2 first place votes, 3 second place votes and 14 third place votes), behind Texas' Jeff Bannister (112 points) and Houston's A.J. Hinch (82 points).

COACHING CAREER: 2016 marks his 16th minor league and major league professional coaching season:

- Named Twins coach October 22, 2013 under Ron Gardenhire, overseeing baserunning, bunting, infield instruction and positioning, plus assisting with in-game strategy.
- Served as Minnesota's minor league baserunning/infield coordinator for second time in career from 2005-13.
- Served as Seattle Mariners hitting coach in 2004.
- Served as Minnesota's minor league baserunning/infield coordinator, roving through all levels of Twins minor league system in 2003.
- Served as part-time Twins scout and special assistant in 2002.
- Served as Twins bench coach under Tom Kelly from 2000-01.

PLAYING CAREER: Played 21 major league seasons with Milwaukee (1978-92), Toronto (1993-95) and Minnesota (1996-98)...played mostly second base and third base for Milwaukee, mostly designated hitter for Toronto and first base/designated hitter for Minnesota...was nicknamed "The Ignitor."

- Began career with Milwaukee in 1978 after spending one season in minor leagues with Single-A Burlington.
- Began rookie season as shortstop, but moved to second base upon Robin Yount's return from injury.
- Made major league debut April 7 vs. Baltimore and singled off Mike Flanagan for first major league hit...finished second in the AL Rookie of the Year voting, behind Detroit's Lou Whitaker...named AL Rookie of the Year by *The Sporting News* and *Baseball Digest* in 1978.
- Made transition from second base to centerfield in 1981.
- Made transition to third base in 1982.
- Finished 12th in AL MVP voting in 1982, hitting .302 (201-for-666), leading the AL in runs scored (136) and at-bats.
- Played in first career World Series, setting a World Series record for hits (5) in a single World Series game (Game 1 October 12, 1982 at St. Louis).
- Set career-high with 39-game hitting streak July 16-August 25, 1987...the streak was stopped by John Farrell August 26; fifth longest streak in modern major league history.
- Finished fifth in AL MVP voting in 1987, hitting a career-high .353 (164-for-465), leading the AL in doubles (41) and runs scored (114).
- Led the AL in 1991 in hits (216), triples (13) and runs scored (133).
- Finished second in AL MVP voting in 1993, hitting .332 (211-for-636), leading the AL in hits.
- Received AL Outstanding Designated Hitter Award and Bart Giamatti Award in 1993 after hitting career-high 22 home runs.
- Member of 1993 World Series Champion Toronto Blue Jays, earning World Series MVP honors with homers in Games 3 and 6 against Philadelphia.

- Signed with Twins December 5, 1995 and made Twins debut April 1, 1996 vs. Detroit, becoming 22nd native Minnesotan to play for the Twins.
- Posted second highest average of career in 1996 at .341 (225-for-660), leading the AL in hits.
- Recorded 3,000th career hit, tripling off Jose Rosada in the fifth inning September 16, 1996 at Kansas City (21st player at the time, first on a triple).
- Recorded 500th stolen base August 8, 1998 vs. Baltimore.
- Won Branch Rickey Award and Players Choice Man of the Year Award in 1998.
- Seven-time American League All-Star: 1980, '85, '88, '91, '92, '93 and '94.
- Four-time Louisville Silver Slugger Award winner: 1987, '88, '93 and '96.

COLLEGIATE CAREER: Attended University of Minnesota 1975-77, playing shortstop exclusively, where he was All-Conference in his final two seasons, 1976 and '77...hit .376 (70-for-186) with seven doubles, three triples, 10 home runs, 40 RBI and 47 runs scored in 49 games as a sophomore in 1976, and .325 (54-for-166) with nine doubles, two triples, six home runs, 37 RBI, 35 runs scored and 20 stolen bases in 50 games as a junior in 1977...hit .350 (159-for-454) with 19 doubles, 11 triples, 18 home runs, 99 RBI, 112 runs scored, 52 stolen bases (53 chances), 44 walks and just 32 strikeouts in 130 career games at the U of M...ranks fourth on the Golden Gophers all-time list in career triples and eighth in stolen bases...is one of 148 Gophers to ever be drafted by MLB team and one of 28 to play Major League Baseball.

PROFESSIONAL: Selected by Milwaukee in the first round pick (3rd overall) of the 1977 First-Year Player Draft; signed by scout Dee Fondy...originally drafted by St. Louis in the 28th round of the 1974 First-Year Player Draft, but did not sign.

MOLITOR'S RECORD AS MANAGER

YEAR	CLUB	LEAGUE	POSITION	WON	LOST	PCT.
2015	Minnesota	American League	2nd (Central Division)	83	79	.512
Major League Totals				**83**	**79**	**.512**

MOLITOR'S PLAYING RECORD

YEAR	CLUB	AVG	G	AB	R	H	2B	3B	HR	RBI	SH	SF	HB	BB	SO	SB	CS	E	OBP
1977	Burlington	.346	64	228	52	79	12	0	8	50	4	4	3	47	25	14	2	28	.457
1978	MILWAUKEE	.273	125	521	73	142	26	4	6	45	7	5	4	19	54	30	12	22	.301
1979	MILWAUKEE	.322	140	584	88	188	27	16	9	62	6	5	2	48	48	33	13	16	.372
1980	MILWAUKEE	.304	111	450	81	137	29	2	9	37	6	5	3	48	48	34	7	20	.372
1981	MILWAUKEE	.267	64	251	45	67	11	0	2	19	5	0	3	25	29	10	6	3	.341
1982	MILWAUKEE	.302	160	666	136	201	26	8	19	71	10	5	1	69	93	41	9	32	.366
1983	MILWAUKEE	.270	152	608	95	164	28	6	15	47	7	6	2	59	74	41	8	16	.333
1984	MILWAUKEE	.217	13	46	3	10	1	0	0	6	0	1	0	2	8	1	0	2	.245
1985	MILWAUKEE	.297	140	576	93	171	28	3	10	48	7	4	1	54	80	21	7	19	.356
1986	MILWAUKEE	.281	105	437	62	123	24	6	9	55	2	3	0	40	81	20	5	15	.340
1987	MILWAUKEE	.353	118	465	114	164	41	5	16	75	5	1	2	69	67	45	10	5	.438
1988	MILWAUKEE	.312	154	609	115	190	34	6	13	60	5	3	2	71	54	41	10	17	.384
1989	MILWAUKEE	.315	155	615	84	194	35	4	11	56	4	9	4	64	67	27	11	18	.379
1990	MILWAUKEE	.285	103	418	64	119	27	6	12	45	0	2	1	37	51	18	3	10	.343
	Beloit	.500	1	4	1	2	0	0	1	1	0	0	0	0	0	0	0	0	.500
1991	MILWAUKEE	.325	158	665	133	216	32	13	17	75	0	1	6	77	62	19	8	6	.399
1992	MILWAUKEE	.320	158	609	89	195	36	7	12	89	4	11	3	73	66	31	6	2	.389
1993	TORONTO	.332	160	636	121	211	37	5	22	111	1	8	3	77	71	22	4	3	.402
1994	TORONTO	.341	115	454	86	155	30	4	14	75	0	5	1	55	48	20	0	0	.410
1995	TORONTO	.270	130	525	63	142	31	2	15	60	3	4	5	61	57	12	0	0	.350
1996	MINNESOTA	.341	161	660	99	225	41	8	9	113	0	9	3	56	72	18	6	1	.390
1997	MINNESOTA	.305	135	538	63	164	32	4	10	89	2	12	0	45	73	11	4	1	.351
1998	Salt Lake	.500	2	10	0	5	1	0	0	0	0	0	0	0	0	0	0	0	.500
	MINNESOTA	.281	126	502	75	141	29	5	4	69	1	10	1	45	41	9	2	0	.335
Minor League Totals		.355	67	242	53	86	13	0	9	51	4	4	3	47	25	14	2	28	.459
Major League Totals		.306	2683	10835	1782	3319	605	114	234	1307	75	109	47	1094	1244	504	131	208	.369

MOLITOR'S DIVISION SERIES RECORD

YEAR	OPPONENT	AVG	G	AB	R	H	2B	3B	HR	RBI	SH	SF	HB	BB	SO	SB	CS	E	OBP
1981	New York-AL	.250	5	20	2	5	0	0	1	1	1	0	0	2	5	0	0	0	.318

MOLITOR'S LEAGUE CHAMPIONSHIP SERIES RECORD

YEAR	OPPONENT	AVG	G	AB	R	H	2B	3B	HR	RBI	SH	SF	HB	BB	SO	SB	CS	E	OBP
1982	California	.316	5	19	4	6	1	0	2	5	0	0	0	2	3	1	1	0	.381
1993	Chicago-AL	.391	6	23	7	9	2	1	1	5	0	0	1	3	3	0	0	0	.481
League Championship Totals		**.357**	**11**	**42**	**11**	**15**	**3**	**1**	**3**	**10**	**0**	**0**	**1**	**5**	**6**	**1**	**1**	**0**	**.438**

MOLITOR'S WORLD SERIES RECORD

YEAR	OPPONENT	AVG	G	AB	R	H	2B	3B	HR	RBI	SH	SF	HB	BB	SO	SB	CS	E	OBP
1982	St. Louis	.355	7	31	5	11	0	0	0	3	0	0	0	2	4	1	1	0	.394
1993	Philadelphia	.500	6	24	10	12	2	2	2	8	0	0	1	3	0	1	0	0	.571
World Series Totals		**.418**	**13**	**55**	**15**	**23**	**2**	**2**	**2**	**11**	**0**	**0**	**1**	**5**	**4**	**2**	**1**	**0**	**.475**

MOLITOR'S ALL-STAR GAME RECORD

YEAR	HOST	AVG	G	AB	R	H	2B	3B	HR	RBI	SH	SF	HB	BB	SO	SB	CS	E	OBP
1980	Los Angeles-NL	DID NOT PLAY																	
1985	Minnesota	.000	1	1	0	0	0	0	0	0	0	0	0	0	1	0	0	0	.000
1988	Cincinnati	.000	1	3	0	0	0	0	0	0	0	0	0	0	1	0	0	0	.000
1991	Toronto	.000	1	0	0	0	0	0	0	0	0	0	0	0	0	0	0	0	.000
1992	San Diego	.500	1	2	0	1	0	0	0	0	0	0	0	0	1	0	0	1	.500
1993	Baltimore	.000	1	1	0	0	0	0	0	0	0	0	0	1	0	0	0	0	.500
1994	Pittsburgh	.000	1	1	0	0	0	0	0	0	0	0	0	0	0	0	0	0	.000
All-Star Game Totals		**.125**	**6**	**8**	**0**	**1**	**0**	**0**	**0**	**0**	**0**	**0**	**0**	**1**	**3**	**0**	**0**	**1**	**.222**

TWINS MANAGERS

MANAGERS	SEASONS	FINISHES	WON	LOST	PCT.
Cookie Lavagetto*	1961	9th	25	41	.379
Sam Mele	1961-67	7th-2nd-3rd-6th-1st-2nd-6th	522	431	.548
Cal Ermer*	1967-68	2nd-7th	145	129	.529
Billy Martin*	1969	1st	97	65	.599
Bill Rigney*	1970-72	1st-5th-3rd	208	184	.531
Frank Quilici	1972-75	3rd-3rd-3rd-4th	280	287	.494
Gene Mauch*	1976-80	3rd-4th-4th-4th-4th	378	394	.490
Johnny Goryl	1980-81	3rd-6th	34	38	.472
Billy Gardner	1981-85	(7th-4th)-7th-5th-2nd-6th	268	353	.432
Ray Miller	1985-86	4th-7th	109	130	.456
Tom Kelly	1986-2001	6th-1st-2nd-5th-7th-1st-2nd-5th-4th-5th-4th-4th-4th-5th-5th-2nd	1140	1244	.478
Ron Gardenhire	2002-14	1st-1st-1st-3rd-1st-3rd-2nd-1st-1st-5th-5th-4th-5th	1068	1039	.507
Paul Molitor	2015	2nd	83	79	.512

* - Deceased

TWINS COACHES

Allen, Neil **2015-present**
Anderson, Rick 2002-14
*Baker, Floyd 1961-64
Brunansky, Tom **2013-present**
*Case, George 1968
*Crosetti, Frank 1970-71
Crowley, Terry 1991-98
Cuellar, Bobby 2013-14
Davis, Butch **2015-present**
Fitzgerald, Ed 1962-64
*Fowler, Art 1969
Gardenhire, Ron 1991-2001
Gardner, Billy 1981
Glynn, Gene **2015-present**
Goryl, John 1968-69, 79-80
*Grissom, Marv 1970-71
Guardado, Eddie **2015-present**
Hernandez, Rudy **2015-present**
Kelly, Tom 1983-86
*Kuehl, Karl 1977-82
*Lemon, Jim 1965-67, 81-84
Liddle, Steve 2002-12
*Lopat, Ed 1961
*Lyons, Eddie 1976
*Maltzberger, Gordon 1962-64
*Martin, Billy 1965-68
*McCullough, Clyde 1961
*McMahon, Don 1976-77
Mele, Sam 1961
Molitor, Paul 2000-01, 14
*Morgan, Vern 1969-75
Naragon, Hal 1963-66
Newman, Al 2002-05
Nossek, Joe 1976
Oldis, Bob 1968
Oliva, Tony 1976-78, 85-91
Pascual, Camilo 1978-80
*Podres, Johnny 1981-85
Quilici, Frank 1971-72
Randall, Bobby 1980
Renick, Rick 1987-90
*Robertson, Sherry 1970
Rodgers, Bob 1970-74
*Rowe, Ralph 1972-75
*Sain, John 1965-66
Shellenback, Jim 1983
Silvera, Charlie 1969
Stange, Lee 1975
Steinbach, Terry 2013-14
Stelmaszek, Rick 1981-2012
*Strickland, George 1962
Such, Dick 1985-2001
Terwilliger, Wayne 1986-94
Ullger, Scott 1995-2014
Vavra, Joe **2006-present**
White, Jerry 1989, 95, 99-2012
Worthington, Al 1972-73
*Wynn, Early 1967-69
*Zimmerman, Jerry 1967, 76-80

(* - deceased)

NEIL ALLEN

NAMED PITCHING COACH NOVEMBER 25, 2014

BATS/THROWS: R/R
BORN: 1/24/58 in Kansas City, KS
RESIDES: Sarasota, FL
CONTRACT STATUS: Signed to one-year contract thru 2016

PITCHING COACH

41

PERSONAL: Neil Patrick Allen...son, Bobby...attended Bishop Ward (KS) High School where he played baseball, basketball and football.

COACHING CAREER: 2016 marks his 35th season in professional baseball...named Twins pitching coach on November 25, 2014...in his first season with the Twins, the pitching staff had their lowest ERA since 2010...joined Tampa Bay organization on November 29, 2006 and spent four seasons in Durham (2011-14) after one season in Charlotte (2010) and three seasons (2007-09) as the pitching coach for Montgomery...named pitching coach for the SiriusXM Futures Game in 2013...spent the previous seven seasons in the New York-AL organization, including 2005 when he served as the major league club's bullpen coach...coached at Single-A Staten Island from 2000-02, winning the New York-Penn League championship in his final season there with a staff ERA of 2.57...joined Triple-A Columbus for the 2003, 04 and 06 seasons...coached in the Toronto system from 1996-99, making stops at Single-A St. Catharines (1996, 98-99) and Rookie Level Medicine Hat (1997)...made his coaching debut for Mobile of the independent Texas-Louisiana League in 1995.

PLAYING CAREER: Pitched 11 years in the majors for the New York-NL (1979-83), St. Louis (1983-85), New York-AL (1985, 1987-88), Chicago-AL (1986-87) and Cleveland (1989).

PROFESSIONAL: Selected by New York-NL in the 11th round of the 1976 First-Year Player Draft.

ALLEN'S PLAYING RECORD

YEAR	CLUB	W-L	ERA	G	GS	CG	SH	SV	IP	H	R	ER	HR	HB	BB	SO	WP	BK	BAA
1976	Marion	2-0	1.91	6	4	2	1	1	33.0	23	8	7	1	0	6	29	1	0	—
	Wausau	4-2	3.75	6	6	2	0	0	48.0	51	27	20	4	1	20	34	1	0	—
1977	Lynchburg	10-2	2.79	20	20	11	2	0	142.0	136	55	44	7	3	43	126	6	3	—
1978	Jackson	5-9	2.10	16	16	8	3	0	120.0	88	38	28	6	2	38	111	3	0	—
	Tidewater	2-7	4.42	10	10	2	0	0	57.0	65	35	28	10	0	12	30	0	0	—
1979	**NEW YORK-NL**	**6-10**	**3.55**	**50**	**5**	**0**	**0**	**8**	**99.0**	**100**	**46**	**39**	**4**	**0**	**47**	**65**	**6**	**0**	**.268**
1980	**NEW YORK-NL**	**7-10**	**3.70**	**59**	**0**	**0**	**0**	**22**	**97.1**	**87**	**43**	**40**	**7**	**0**	**40**	**79**	**2**	**1**	**.244**
1981	**NEW YORK-NL**	**7-6**	**2.97**	**43**	**0**	**0**	**0**	**18**	**66.2**	**64**	**26**	**22**	**4**	**0**	**26**	**50**	**3**	**0**	**.259**
1982	**NEW YORK-NL**	**3-7**	**3.06**	**50**	**0**	**0**	**0**	**19**	**64.2**	**65**	**22**	**22**	**5**	**1**	**30**	**59**	**4**	**0**	**.266**
1983	**NEW YORK-NL**	**2-7**	**4.50**	**21**	**4**	**1**	**1**	**2**	**54.0**	**57**	**29**	**27**	**6**	**0**	**36**	**32**	**2**	**0**	**.278**
	ST. LOUIS	**10-6**	**3.70**	**25**	**18**	**4**	**2**	**0**	**121.2**	**122**	**55**	**50**	**6**	**1**	**48**	**74**	**6**	**1**	**.265**
1984	**ST. LOUIS**	**9-6**	**3.55**	**57**	**1**	**0**	**0**	**3**	**119.0**	**105**	**54**	**47**	**6**	**0**	**49**	**66**	**6**	**0**	**.239**
1985	**ST. LOUIS**	**1-4**	**5.59**	**23**	**1**	**0**	**0**	**2**	**29.0**	**32**	**22**	**18**	**3**	**1**	**17**	**10**	**1**	**1**	**.283**
	NEW YORK-AL	**1-0**	**2.76**	**17**	**0**	**0**	**0**	**1**	**29.1**	**26**	**9**	**9**	**1**	**0**	**13**	**16**	**2**	**0**	**.234**
1986	**CHICAGO-AL**	**7-2**	**3.82**	**22**	**17**	**2**	**2**	**0**	**113.0**	**101**	**50**	**48**	**8**	**2**	**38**	**57**	**4**	**0**	**.244**
1987	**CHICAGO-AL**	**0-7**	**7.07**	**15**	**10**	**0**	**0**	**0**	**49.2**	**74**	**40**	**39**	**6**	**2**	**26**	**26**	**1**	**0**	**.365**
	NEW YORK-AL	**0-1**	**3.65**	**8**	**1**	**0**	**0**	**0**	**24.2**	**23**	**12**	**10**	**2**	**0**	**10**	**16**	**0**	**0**	**.242**
	Daytona Beach	0-1	2.00	4	4	0	0	0	18.0	17	6	4	1	0	7	17	1	0	—
1988	**NEW YORK-AL**	**5-3**	**3.84**	**41**	**2**	**0**	**1**	**0**	**117.1**	**121**	**51**	**50**	**14**	**2**	**37**	**61**	**2**	**0**	**.268**
	Fort Lauderdale	0-0	0.00	3	3	0	0	0	9.0	2	0	0	0	0	1	5	0	0	—
	Columbus	0-1	0.60	2	2	1	0	0	15.0	7	2	1	0	0	0	7	0	0	—
1989	**CLEVELAND**	**0-1**	**15.00**	**3**	**0**	**0**	**0**	**0**	**3.0**	**8**	**5**	**5**	**1**	**0**	**0**	**0**	**0**	**0**	**.500**
	Colorado Springs	5-3	3.42	21	15	0	0	0	100.0	105	57	38	9	2	27	52	8	5	—
1990	Nashville	0-0	6.60	12	0	0	0	1	15.0	22	12	11	3	1	6	10	0	0	—
Minor League Totals		**28-25**	**2.92**	**100**	**80**	**26**	**6**	**2**	**557.0**	**516**	**240**	**181**	**41**	**9**	**160**	**421**	**20**	**8**	**—**
American League Totals		**13-14**	**4.30**	**106**	**30**	**2**	**3**	**1**	**337.0**	**353**	**167**	**161**	**32**	**6**	**124**	**176**	**9**	**0**	**.273**
National League Totals		**45-56**	**3.66**	**328**	**29**	**5**	**3**	**74**	**988.1**	**985**	**464**	**426**	**73**	**3**	**417**	**611**	**30**	**3**	**.259**
Major League Totals		**58-70**	**3.88**	**434**	**59**	**7**	**6**	**75**	**988.1**	**985**	**464**	**426**	**73**	**9**	**417**	**611**	**39**	**3**	**.264**

TOM BRUNANSKY

NAMED HITTING COACH OCTOBER 22, 2012

BATS/THROWS: R/R
BORN: 8/20/60 in Covina, CA
RESIDES: Poway, CA
CONTRACT STATUS: Signed to one-year contract thru 2016

HITTING COACH

23

PERSONAL: Thomas Andrew Brunansky...wife, Colleen...sons, Jason (12/1/89), Ryan (9/17/91) and Thomas (1/5/96), daughters Alexa (12/10/93) and Erin (10/19/98)...1978 graduate of West Covina (CA) High School, participating in baseball, basketball and football, earning All-American honors in baseball and football...turned down a football/baseball scholarship from Stanford and attended Cal Poly at Pomona in 1978-79...brother-in-law of ex-major leaguer and former Twin Dave Engle...named one of the "50 Greatest Twins" in 2010...ranks ninth on Twins all-time home run list (163) and 13th in walks (394)...795 games played in rightfield ranks second in Twins history (Tony Oliva - 1,137).

COACHING CAREER: 2016 marks his fourth season as Twins hitting coach after being named October 22, 2012...spent 2012 as hitting coach for Triple-A Rochester...spent 2011 as hitting coach for Double-A New Britain...joined the Twins organization as a coach for GCL Twins in July, 2010...coached high school baseball at Poway (CA) High School, 2005-10.

PLAYING CAREER: Played 14 seasons in the major leagues with California, Minnesota, St. Louis, Boston and Milwaukee...Angels Opening Day leftfielder in 1981...traded to Minnesota along with pitcher Mike Walters in exchange for pitcher Doug Corbett and infielder Rob Wilfong May 11, 1982...named rightfielder on Major League Baseball's All-Rookie team in 1982...hit 32 home runs in 1984, marking the most for a Twin since Harmon Killebrew had 41 in 1970...named to American League All-Star team in 1985 and participated in the home run derby, hitting four home runs...was a member of the 1987 World Champion Minnesota Twins, hitting .412 with two home runs, four doubles, and nine RBI in the ALCS vs. Detroit...traded to St. Louis in exchange for infielder Tommy Herr April 22, 1988...recorded 1,000th career hit, a two-run shot off Houston's Bob Forsch May 30, 1989...hit 200th career home run off San Francisco's Craig Lefferts July 19, 1989...traded to Boston in exchange for pitcher Lee Smith May 4, 1990...signed by Milwaukee in 1993...traded back to Boston in exchange for catcher Dave Valle June 16, 1994.

PROFESSIONAL: Selected by California in the first round (14th overall) of the 1978 First-Year Player Draft; signed by scout Larry Himes.

BRUNANSKY'S PLAYING RECORD

YEAR	CLUB	AVG	G	AB	R	H	2B	3B	HR	RBI	SH	SF	HB	BB	SO	SB	CS	E	OBP
1978	Idaho Falls	.332	48	190	56	63	14	4	6	45	0	2	1	45	34	17	2	8	.458
1979	Salinas	.270	140	485	85	131	23	1	23	76	0	6	5	100	116	20	15	6	.396
1980	El Paso	.323	128	496	103	160	24	8	24	97	0	4	3	75	96	23	7	14	.412
	Salt Lake City	.344	9	32	7	11	2	2	1	8	0	1	0	5	3	0	0	0	.421
1981	Salt Lake City	.332	96	343	61	114	17	10	22	81	4	2	3	57	74	6	7	5	.430
	CALIFORNIA	**.152**	**11**	**33**	**7**	**5**	**0**	**0**	**3**	**6**	**0**	**0**	**0**	**8**	**10**	**1**	**0**	**3**	**.317**
1982	Spokane	.205	25	88	12	18	6	1	1	6	0	1	0	15	19	4	4	1	.317
	MINNESOTA	**.272**	**127**	**463**	**77**	**126**	**30**	**1**	**20**	**46**	**1**	**2**	**8**	**71**	**101**	**1**	**2**	**5**	**.377**
1983	**MINNESOTA**	**.227**	**151**	**542**	**70**	**123**	**24**	**5**	**28**	**82**	**1**	**3**	**4**	**61**	**95**	**2**	**5**	**5**	**.308**
1984	**MINNESOTA**	**.254**	**155**	**567**	**75**	**144**	**21**	**0**	**32**	**85**	**0**	**4**	**0**	**57**	**94**	**4**	**5**	**5**	**.320**
1985	**MINNESOTA**	**.242**	**157**	**567**	**71**	**137**	**28**	**4**	**27**	**90**	**0**	**13**	**0**	**71**	**86**	**5**	**3**	**5**	**.320**
1986	**MINNESOTA**	**.256**	**157**	**593**	**69**	**152**	**28**	**1**	**23**	**75**	**1**	**7**	**1**	**53**	**98**	**12**	**4**	**6**	**.315**
1987	**MINNESOTA**	**.259**	**155**	**532**	**83**	**138**	**22**	**2**	**32**	**85**	**0**	**4**	**4**	**74**	**104**	**11**	**11**	**3**	**.352**
1988	**MINNESOTA**	**.184**	**14**	**49**	**5**	**9**	**1**	**0**	**1**	**6**	**0**	**0**	**0**	**7**	**10**	**1**	**2**	**3**	**.286**
	ST. LOUIS	**.245**	**143**	**523**	**69**	**128**	**22**	**4**	**22**	**79**	**1**	**6**	**4**	**79**	**82**	**16**	**6**	**1**	**.345**
1989	**ST. LOUIS**	**.239**	**158**	**556**	**67**	**133**	**29**	**3**	**20**	**85**	**0**	**5**	**2**	**59**	**107**	**5**	**9**	**7**	**.312**
1990	**ST. LOUIS**	**.158**	**19**	**57**	**5**	**9**	**3**	**0**	**1**	**2**	**0**	**1**	**1**	**12**	**10**	**0**	**0**	**2**	**.310**
	BOSTON	**.287**	**129**	**461**	**61**	**123**	**24**	**5**	**15**	**71**	**0**	**8**	**3**	**54**	**105**	**5**	**10**	**5**	**.342**
1991	**BOSTON**	**.229**	**142**	**459**	**54**	**105**	**24**	**1**	**16**	**70**	**0**	**8**	**3**	**49**	**72**	**1**	**2**	**3**	**.303**
1992	**BOSTON**	**.266**	**138**	**458**	**47**	**122**	**41**	**3**	**15**	**74**	**2**	**7**	**0**	**66**	**96**	**2**	**5**	**6**	**.354**
1993	**MILWAUKEE**	**.183**	**80**	**224**	**20**	**41**	**7**	**3**	**6**	**29**	**2**	**0**	**0**	**25**	**59**	**3**	**4**	**2**	**.265**
1994	**MILWAUKEE**	**.214**	**16**	**28**	**2**	**6**	**2**	**0**	**0**	**0**	**0**	**0**	**0**	**1**	**9**	**0**	**0**	**0**	**.241**
	BOSTON	**.237**	**48**	**177**	**22**	**42**	**10**	**1**	**10**	**34**	**0**	**4**	**0**	**23**	**48**	**0**	**2**	**1**	**.319**
Minor League Totals		**.304**	**446**	**1633**	**323**	**497**	**86**	**26**	**77**	**313**	**4**	**16**	**12**	**297**	**342**	**70**	**35**	**34**	**.412**
American League Totals		**.247**	**1480**	**5153**	**663**	**1273**	**252**	**26**	**228**	**753**	**7**	**60**	**23**	**620**	**988**	**48**	**55**	**51**	**.327**
National League Totals		**.238**	**320**	**1136**	**141**	**270**	**54**	**7**	**43**	**166**	**1**	**12**	**7**	**150**	**199**	**21**	**15**	**10**	**.327**
Major League Totals		**.245**	**1800**	**6289**	**804**	**1543**	**306**	**33**	**271**	**919**	**8**	**72**	**30**	**770**	**1187**	**69**	**70**	**61**	**.327**

BUTCH DAVIS

NAMED FIRST BASE COACH DECEMBER 1, 2014

BATS/THROWS: R/R
BORN: 6/19/58 in Williamston, NC
RESIDES: Garner, NC
CONTRACT STATUS: Signed to one-year contract thru 2016

1ST BASE COACH

40

PERSONAL: Wallace McArthur Davis...attended East Carolina University in 1980...appeared in the movie "Bull Durham" as a player.

COACHING CAREER: Named Twins first base coach and outfield instructor December 1, 2014...spent 2013-14 as field coach for Double-A Bowie (Baltimore)...served as Orioles minor league roving outfield/bunting instructor 2006-12...served as coach at Bowie 2003-05 and 2000...served as coach for Triple-A Rochester (Baltimore) from 1995-96 and 2001-02...managed Single-A Delmarva in 1999...managed GCL Orioles in 1997-98.

PLAYING CAREER: Played one full season and parts of six other seasons in the big leagues with the Kansas City, Pittsburgh, Los Angeles-NL and Baltimore... was a two-time league All-Star coming up in the Royals system, including the Gulf Coast League Player of Year in 1980...played three-plus seasons before making major league debut August 23, 1983 with Kansas City...hit .344 with six triples in 122 at-bats in rookie season...made Royals Opening Day roster in 1984...signed with the Dodgers in 1990 and hit .342 with 31 doubles and 25 stolen bases for Triple-A Albuquerque...spent the entire 1993 season with the Rangers, hitting .245 in 159 at-bats...hit the first ever inside-the-park home run in Camden Yards against the O's on August 22, 1993.

PROFESSIONAL: Selected by Kansas City in the 12th round of the 1980 First-Year Player Draft.

DAVIS' PLAYING RECORD

YEAR	CLUB	AVG	G	AB	R	H	2B	3B	HR	RBI	SH	SF	HB	BB	SO	SB	CS	E	OBP
1980	Royals Blue	.315	61	235	46	74	17	4	2	35	0	5	1	29	36	31	4	3	.385
1981	Fort Myers	.300	126	464	89	139	17	10	13	70	1	5	3	54	99	44	3	12	.373
1982	Jacksonville	.256	122	450	64	115	18	4	10	57	3	3	3	46	101	17	9	2	.327
1983	Jacksonville	.317	90	331	51	105	15	7	14	63	2	6	0	36	78	29	7	4	.378
	Omaha	.316	46	171	27	54	10	3	5	21	1	0	1	18	36	13	5	1	.384
	KANSAS CITY	**.344**	**33**	**122**	**13**	**42**	**2**	**6**	**2**	**18**	**2**	**2**	**0**	**4**	**19**	**4**	**3**	**2**	**.359**
1984	Omaha	.325	83	314	45	102	15	5	7	43	2	1	1	24	56	9	7	6	.374
	KANSAS CITY	**.147**	**41**	**116**	**11**	**17**	**3**	**0**	**2**	**12**	**0**	**2**	**0**	**10**	**19**	**4**	**3**	**3**	**.211**
1985	Omaha	.263	109	403	58	106	26	10	6	34	3	3	1	26	89	15	6	9	.307
1987	Vancouver	.271	111	424	58	115	17	7	7	57	1	6	1	22	73	22	6	4	.305
	PITTSBURGH	**.143**	**7**	**7**	**3**	**1**	**1**	**0**	**0**	**0**	**0**	**0**	**0**	**1**	**3**	**0**	**0**	**0**	**.250**
1988	Charlotte	.301	101	412	62	124	23	7	13	82	2	1	1	24	40	17	5	3	.340
	Rochester	.143	8	28	4	4	0	2	0	0	1	0	2	0	2	0	0	0	.200
	BALTIMORE	**.240**	**13**	**25**	**2**	**6**	**1**	**0**	**0**	**0**	**0**	**0**	**0**	**0**	**8**	**1**	**0**	**0**	**.240**
1989	Rochester	.303	127	479	81	145	29	9	10	64	2	5	6	28	57	19	8	6	.346
	BALTIMORE	**.167**	**5**	**6**	**1**	**1**	**1**	**0**	**0**	**0**	**0**	**0**	**0**	**0**	**3**	**0**	**0**	**0**	**.167**
1990	Albuquerque	.342	124	480	87	164	31	9	10	85	0	11	4	24	53	25	14	2	.370
1991	Albuquerque	.313	91	284	55	89	19	10	7	44	0	2	2	18	51	12	5	0	.356
	LOS ANGELES-NL	**.000**	**1**	**1**	**0**	**0**	**0**	**0**	**0**	**0**	**0**	**0**	**0**	**0**	**0**	**0**	**0**	**0**	**.000**
1992	Syracuse	.280	134	550	67	154	31	9	9	74	2	5	2	33	77	19	6	2	.320
	Las Vegas	1.000	1	1	0	1	0	0	0	0	0	0	0	0	0	0	0	0	1.000
1993	**TEXAS**	**.245**	**62**	**159**	**24**	**39**	**10**	**4**	**3**	**20**	**5**	**0**	**1**	**5**	**28**	**3**	**1**	**3**	**.273**
1994	Oklahoma City	.304	106	381	60	116	23	9	6	55	4	2	4	20	44	19	5	5	.344
	TEXAS	**.235**	**4**	**17**	**2**	**4**	**3**	**0**	**0**	**0**	**0**	**0**	**0**	**0**	**3**	**1**	**0**	**1**	**.235**
Minor League Totals		**.297**	**1440**	**5407**	**854**	**1607**	**291**	**105**	**119**	**784**	**24**	**55**	**32**	**402**	**892**	**291**	**90**	**59**	**.346**
American League Totals		**.245**	**158**	**445**	**53**	**109**	**20**	**10**	**7**	**50**	**7**	**4**	**1**	**19**	**80**	**13**	**7**	**9**	**.275**
National League Totals		**.125**	**8**	**8**	**3**	**1**	**1**	**0**	**0**	**0**	**0**	**0**	**0**	**1**	**3**	**0**	**0**	**0**	**.222**
Major League Totals		**.243**	**166**	**453**	**56**	**110**	**21**	**10**	**7**	**50**	**7**	**4**	**1**	**20**	**83**	**13**	**7**	**9**	**.274**

DAVIS' RECORD AS MANAGER

YEAR	CLUB	LEAGUE	POSITION	WON	LOST	PCT.
1997	GCL Orioles	Gulf Coast	6th in division	27	33	.450
1998	GCL Orioles	Gulf Coast	4th in division	28	32	.467
1999	Delmarva	South Atlantic	4th/3rd in division (1st half/2nd half)	58	70	.453
Minor League Totals				**113**	**135**	**.456**

GENE GLYNN

NAMED THIRD BASE COACH NOVEMBER 12, 2014

BATS/THROWS: R/R
BORN: 9/22/56 in Waseca, MN
RESIDES: Waseca, MN
CONTRACT STATUS: Signed to one-year contract thru 2016

3RD BASE COACH

13

PERSONAL: Eugene Patrick Glynn...wife Julie, sons Gino and Christopher...graduated from Waseca (MN) High School in 1975 where he was an All-American in both basketball and baseball and was named the first ever "Mr. Basketball" in the state of Minnesota...attended Minnesota State University-Mankato from 1975-79 where he played baseball and basketball...participates annually in Twins Winter Caravan.

COACHING CAREER: Named Twins third base coach November 12, 2014...2016 marks his 24th season as professional coach...spent 10 seasons as a third base coach for Colorado (1996-98), Chicago-NL (2000-02) and San Francisco (2003-06)...served three seasons as Triple-A Rochester manager from 2012-14...served as pro scout for Tampa Bay Rays from 2007-11...served as first base coach for Montreal in 1999...began the 1995 season as the Rockies minor league field coordinator (also in this role in 1993), but following Don Zimmer's resignation was promoted to role of first base coach for the Rockies...made major league coaching debut as Rockies first base coach in 1994...served as manager for Single-A Bend in 1992 and won division title...was the manager for San Diego's Single-A Spokane from 1990-91 and was named Northwest League Manager of the Year in 1990 after team went 49-27 and won a league championship...was a minor league coach/manager for the Montreal Expos system from 1985-89 at various levels...made coaching debut in Montreal system as a player/coach for Triple-A Indianapolis.

PLAYING CAREER: Played seven seasons in the minor leagues from 1979-85 in Montreal's system, hitting .230 (308-for-1340) with 48 doubles, 11 triples, seven home runs, 137 RBI and 244 runs scored in 525 games...played third base, second base and shortstop.

PROFESSIONAL: Signed by Montreal as an undrafted free agent in 1979.

GLYNN'S PLAYING RECORD

YEAR	CLUB	AVG	G	AB	R	H	2B	3B	HR	RBI	SH	SF	HB	BB	SO	SB	CS	E	OBP
1979	Jamestown	.293	64	208	71	61	16	3	2	36	0	5	4	70	34	26	1	4	.470
1980	West Palm Beach	.216	109	291	50	63	10	1	1	23	3	2	2	64	49	17	12	28	.359
1981	Memphis	.210	113	276	46	58	3	2	2	23	2	2	0	45	36	11	9	27	.319
1982	Memphis	.240	96	300	50	72	12	2	2	25	15	1	4	45	36	16	10	27	.346
	Wichita	.263	10	19	4	5	0	1	0	3	0	0	0	1	4	0	0	1	.300
1983	Memphis	.125	7	24	0	3	0	0	0	1	0	0	0	3	2	0	2	0	.222
	Wichita	.198	61	111	14	22	3	2	0	17	2	1	1	11	11	5	0	5	.274
1984	Jacksonville	.000	6	2	0	0	0	0	0	1	0	0	0	2	0	0	0	0	.500
	Indianapolis	.212	56	104	9	22	4	0	0	8	5	0	0	13	14	0	4	6	.299
1985	Indianapolis	.400	3	5	0	2	0	0	0	0	0	0	0	0	1	0	0	0	.400
Minor League Totals		**.230**	**525**	**1340**	**244**	**308**	**48**	**11**	**7**	**137**	**27**	**11**	**11**	**254**	**187**	**75**	**38**	**98**	**.355**

GLYNN'S RECORD AS MANAGER

YEAR	CLUB	LEAGUE	POSITION	WON	LOST	PCT.
1986	Jacksonville	New York-Penn	4th	30	46	.395
1987	Jacksonville	New York-Penn	2nd	44	33	.571
1990	Spokane	Northwest	1st, Northwest League Champions	49	27	.645
1991	Spokane	Northwest	4th	24	52	.316
1992	Bend	Northwest	1st, Northwest League Champions	43	33	.566
2012	Rochester	International	4th	72	72	.500
2013	Rochester	International	2nd	77	67	.535
2014	Rochester	International	4th	77	67	.535
Minor League Totals				**416**	**397**	**.512**

EDDIE GUARDADO

NAMED BULLPEN COACH NOVEMBER 25, 2014

BATS/THROWS: R/L
BORN: 10/2/70 in Stockton, CA
RESIDES: Tustin, CA
CONTRACT STATUS: Signed to one-year contract thru 2016

BULLPEN COACH

18

PERSONAL: Edward Adrian Guardado...nicknamed "Everyday Eddie" during playing days...wife, Lisa (Limbaugh)...sons, Niko (12/24/96) and Jakob (2/26/02), and daughter, Ava Rose (5/17/05)...1989 graduate of Franklin (CA) High School, where he played baseball and football...as a senior was all-area and Most Valuable Player of his league in baseball and MVP of the football team...attended San Joaquin Delta (CA) Junior College...brother Danny was an infielder at Lewis & Clark College...was the MVP of his Babe Ruth team in 1985 and American Legion team in 1989...hosts an annual Stars & Strikes celebrity bowling tournament near his home in southern California to benefit autistic children and their families.

COACHING CAREER: 2016 marks his second season as a major league coach...spent time previously as special instructor at Twins spring training.

PLAYING CAREER: Played 17 seasons with Minnesota, Seattle, Cincinnati and Texas...inducted into Twins Hall of Fame in 2013...named one of "50 Greatest Twins" in 2010...played 12 seasons for Twins from 1993-2003 and again in 2008, going 37-48, 4.53 ERA (704.2 IP, 355 ER) in 648 career games, the most in club history...ranks fourth on Twins all-time list in saves (116)...Twins all-time leader in relief innings (579.0)...led AL in appearances (83) in 1996 and led AL in saves (45) in 2002...named to AL All-Star team in 2002 and '03...ranks 22nd on baseball's all-time list in games (908)...his 83 appearances in 1996 rank second on Twins all-time single-season list and 79 appearances in 1998 are tied for fourth.

PROFESSIONAL: Selected by the Twins in the 21st round of the 1990 First-Year Player Draft; signed by scout Kevin Murphy.

GUARDADO'S PLAYING RECORD

YEAR	CLUB	W-L	ERA	G	GS	CG	SH	SV	IP	H	R	ER	HR	HB	BB	SO	WP	BK	BAA
1991	Elizabethton	8-4	1.86	14	13	3	1	0	92.0	67	30	19	5	2	31	106	6	2	.199
1992	Kenosha	5-10	4.37	18	18	2	1	0	101.0	106	57	49	5	4	30	103	2	7	.274
	Visalia	7-0	1.64	7	7	1	1	0	49.1	47	13	9	1	0	10	39	0	1	.258
1993	Nashville	4-0	1.24	10	10	2	2	0	65.1	53	10	9	1	2	10	57	2	0	.221
	MINNESOTA	**3-8**	**6.18**	**19**	**16**	**0**	**0**	**0**	**94.2**	**123**	**68**	**65**	**13**	**1**	**36**	**46**	**0**	**0**	**.319**
1994	Salt Lake	12-7	4.83	24	24	2	0	0	151.0	171	90	81	23	2	51	87	3	1	.290
	MINNESOTA	**0-2**	**8.47**	**4**	**4**	**0**	**0**	**0**	**17.0**	**26**	**16**	**16**	**3**	**0**	**4**	**8**	**0**	**0**	**.351**
1995	**MINNESOTA**	**4-9**	**5.12**	**51**	**5**	**0**	**0**	**2**	**91.1**	**99**	**54**	**52**	**13**	**0**	**45**	**71**	**5**	**1**	**.280**
1996	**MINNESOTA**	**6-5**	**5.25**	**83**	**0**	**0**	**0**	**4**	**73.2**	**61**	**45**	**43**	**12**	**3**	**33**	**74**	**3**	**0**	**.228**
1997	**MINNESOTA**	**0-4**	**3.91**	**69**	**0**	**0**	**0**	**1**	**46.0**	**45**	**23**	**20**	**7**	**2**	**17**	**54**	**2**	**0**	**.251**
1998	**MINNESOTA**	**3-1**	**4.52**	**79**	**0**	**0**	**0**	**0**	**65.2**	**66**	**34**	**33**	**10**	**0**	**28**	**53**	**2**	**0**	**.265**
1999	**MINNESOTA**	**2-5**	**4.50**	**63**	**0**	**0**	**0**	**2**	**48.0**	**37**	**24**	**24**	**6**	**2**	**25**	**50**	**0**	**0**	**.222**
	New Britain	0-0	1.93	3	0	0	0	0	4.2	3	1	1	0	0	0	5	0	0	.176
2000	**MINNESOTA**	**7-4**	**3.94**	**70**	**0**	**0**	**0**	**9**	**61.2**	**55**	**27**	**27**	**14**	**1**	**25**	**52**	**1**	**1**	**.238**
2001	**MINNESOTA**	**7-1**	**3.51**	**67**	**0**	**0**	**0**	**12**	**66.2**	**47**	**27**	**26**	**5**	**1**	**23**	**67**	**4**	**0**	**.197**
2002	**MINNESOTA**	**1-3**	**2.93**	**68**	**0**	**0**	**0**	**45**	**67.2**	**53**	**22**	**22**	**9**	**1**	**18**	**70**	**0**	**0**	**.215**
2003	**MINNESOTA**	**3-5**	**2.89**	**66**	**0**	**0**	**0**	**41**	**65.1**	**50**	**22**	**21**	**7**	**0**	**14**	**60**	**5**	**0**	**.207**
2004	**SEATTLE**	**2-2**	**2.78**	**41**	**0**	**0**	**0**	**18**	**45.1**	**31**	**14**	**14**	**8**	**1**	**14**	**45**	**0**	**0**	**.194**
2005	**SEATTLE**	**2-3**	**2.72**	**58**	**0**	**0**	**0**	**36**	**56.1**	**52**	**23**	**17**	**7**	**0**	**15**	**48**	**1**	**0**	**.239**
2006	**SEATTLE**	**1-3**	**5.48**	**28**	**0**	**0**	**0**	**5**	**23.0**	**29**	**14**	**14**	**8**	**0**	**11**	**22**	**0**	**0**	**.309**
	CINCINNATI	**0-0**	**1.29**	**15**	**0**	**0**	**0**	**8**	**14.0**	**15**	**5**	**2**	**2**	**1**	**2**	**17**	**0**	**0**	**.278**
2007	Dayton	0-0	0.00	3	0	0	0	1	3.0	2	0	0	0	0	0	3	0	0	.182
	Louisville	0-0	4.50	9	0	0	0	0	8.0	11	4	4	2	0	4	3	0	0	.335
	CINCINNATI	**0-0**	**7.24**	**15**	**0**	**0**	**0**	**0**	**13.2**	**16**	**11**	**11**	**2**	**1**	**4**	**8**	**0**	**0**	**.286**
2008	**TEXAS**	**3-3**	**3.65**	**55**	**0**	**0**	**0**	**4**	**49.1**	**38**	**20**	**20**	**3**	**0**	**17**	**28**	**1**	**0**	**.220**
	MINNESOTA	**1-1**	**7.71**	**9**	**0**	**0**	**0**	**0**	**7.0**	**12**	**6**	**6**	**1**	**0**	**2**	**5**	**0**	**0**	**.387**
2009	**TEXAS**	**1-2**	**4.46**	**48**	**0**	**0**	**0**	**0**	**38.1**	**39**	**21**	**19**	**8**	**2**	**15**	**20**	**1**	**0**	**.267**
Minor League Totals		**36-21**	**3.26**	**88**	**72**	**10**	**5**	**1**	**474.1**	**460**	**205**	**172**	**37**	**10**	**136**	**403**	**13**	**11**	**.256**
American League Totals		**46-61**	**4.31**	**223**	**878**	**25**	**0**	**179**	**917.0**	**864**	**460**	**439**	**134**	**14**	**342**	**773**	**25**	**2**	**.250**
National League Totals		**0-0**	**4.23**	**30**	**0**	**0**	**0**	**8**	**27.2**	**31**	**16**	**13**	**4**	**2**	**6**	**25**	**0**	**0**	**.282**
Major League Totals		**46-61**	**4.31**	**908**	**25**	**0**	**0**	**187**	**944.2**	**894**	**476**	**452**	**138**	**16**	**348**	**798**	**25**	**2**	**.251**

RUDY HERNANDEZ

NAMED ASSISTANT HITTING COACH NOVEMBER 12, 2014

BATS/THROWS: R/R
BORN: 4/9/66 in Turmero, Aragua, VZ
RESIDES: Maracay, VZ
CONTRACT STATUS: Signed to one-year contract thru 2016

ASST. HIT. COACH

63

PERSONAL: Rudolfo Jesus Hernandez...wife, Andrea...son, Bryan...resides in Maracay, VZ.

COACHING CAREER: Named Twins assistant hitting coach November 12, 2014...2016 marks his 16th season in Twins organization...2014 marked his second season in his third stint with the GCL Twins after coaching there in 2009 and 2011...spent 2012 as coach for Double-A New Britain after also coaching for the Rock Cats in 2010...coached at Single-A Beloit from 2005-08 and was a coach for Single-A Quad City in 2004...managed GCL Twins from 2002-03...managed Rookie Elizabethton in 2001...named Appalachian League Manager of the Year after 41-22 first place finish in 2001...managed San Joaquin in Venezuelan Summer League in 2000...managed Aragua in Venezuelan Winter League in 1999 and 2000...has career minor league managerial record of 139-102 (.577)...coordinator of instruction at Twins Venezuelan Academy, 1996-2000...played three years of summer ball in Venezuela, 1993-96...played in Mexican League in 1992.

PLAYING CAREER: Played five seasons in New York Mets system (1987-91), hitting .250 (410-for-1637) with 55 doubles, 14 triples, three home runs and 156 RBI in 493 games...played second base and third base.

PROFESSIONAL: Signed by New York-NL as an undrafted free agent in 1986.

HERNANDEZ'S PLAYING RECORD

YEAR	CLUB	AVG	G	AB	R	H	2B	3B	HR	RBI	SH	SF	HB	BB	SO	SB	CS	E	OBP
1987	Kingsport	.264	66	216	33	57	10	1	2	27	4	2	1	31	41	8	3	22	.356
1988	Kingsport	.296	72	284	52	84	14	3	1	54	3	0	2	44	38	15	7	18	.394
1989	St. Lucie	.250	115	348	49	87	8	5	0	23	11	2	2	22	50	14	10	16	.297
1990	Jackson	.242	123	443	63	107	14	5	0	30	7	4	3	41	61	32	16	13	.308
1991	Williamsport	.217	117	346	38	75	9	0	0	22	6	2	0	67	69	25	14	21	.342
Minor League Totals		**.250**	**493**	**1637**	**235**	**410**	**55**	**14**	**3**	**156**	**31**	**10**	**8**	**205**	**259**	**94**	**50**	**90**	**.335**

HERNANDEZ'S RECORD AS MANAGER

YEAR	CLUB	LEAGUE	POSITION	WON	LOST	PCT.
2000	San Joaquin	Venezuelan Summer	2nd in division	35	24	.593
2001	Elizabethton	Appalachian	1st in division	41	22	.651
2002	GCL Twins	Gulf Coast	2nd in division	35	25	.583
2003	GCL Twins	Gulf Coast	3rd in division	28	31	.475
Minor League Totals				**139**	**102**	**.577**

MAJOR LEAGUE ALL-TIME TEAM BATTING LEADERS

MAJOR LEAGUE BASEBALL HITTING RANKS SINCE THE MINNESOTA TWINS 1961 INCEPTION

AVERAGE
1. Colorado Rockies..... .275
2. Boston Red Sox..... .269
3. Kansas City Royals..... .265
4. **Minnesota Twins..... .265**
5. New York Yankees..... .264

RUNS
1. Boston Red Sox..... 42,196
2. New York Yankees..... 41,498
3. Detroit Tigers..... 40,004
4. **Minnesota Twins..... 39,492**
5. Texas Rangers..... 39,379

ON-BASE PERCENTAGE
1. Colorado Rockies..... .340
2. Boston Red Sox..... .339
3. New York Yankees..... .335
4. **Minnesota Twins..... .330**
5. St. Louis Cardinals..... .329

HITS
1. Boston Red Sox..... 81,229
2. **Minnesota Twins..... 79,639**
3. New York Yankees..... 79,261
4. St. Louis Cardinals..... 79,071
5. Cleveland Indians..... 78,314

DOUBLES
1. Boston Red Sox..... 15,977
2. **Minnesota Twins..... 14,373**
3. Cincinnati Reds..... 14,349
4. Pittsburgh Pirates..... 14,106
5. St. Louis Cardinals..... 14,061

TRIPLES
1. Pittsburgh Pirates..... 2,312
2. St. Louis Cardinals..... 2,190
3. Philadelphia Phillies..... 2,151
4. **Minnesota Twins..... 2,059**
5. Detroit Tigers..... 2,031

JOE VAVRA

NAMED BENCH COACH NOVEMBER 25, 2014

BATS/THROWS: L/R
BORN: 11/16/59 in Chippewa Falls, WI
RESIDES: Menomonie, WI
CONTRACT STATUS: Signed to one-year contract thru 2016

BENCH COACH

46

PERSONAL: Joseph Alan Vavra (pronounced VAW-vra)...wife, Lesa (Heise), sons, Tanner (7/6/89), Treysen (9/17/91) and Terrin (5/12/97)...1978 graduate of Chippewa Falls (WI) Senior High School...named captain and MVP in baseball during senior season...1985 graduate of University of Wisconsin-Stout with a degree in Industrial Technology with a concentration in Plant Engineering...son Tanner was drafted by the Twins in the 30th round of the 2013 First-Year Player Draft out of Valparaiso University...son Trey drafted by Twins in 33rd round of 2014 First-Year Player Draft out of Florida Southern College...participates annually in Twins winter Caravan.

COACHING CAREER: Named Twins bench coach November 25, 2014...named Manager for Melbourne Aces for 2015-16 in the Australian Baseball League...served as the Twins third base coach 2013-14...served as Twins hitting coach 2006-12...served as Twins minor league field coordinator 2002-05...2001 head coach at University of Wisconsin-Stout before becoming interim Director of Player Development for Los Angeles-NL...minor league baserunning and bunting instructor for the Dodgers in 2000...served as major league roving coach for first half of the 1999 season before serving as minor league field coordinator in the second half...began 1998 season as special assignment major league coach for Los Angeles-NL before becoming minor league field coordinator at mid-point of season...managed Single-A Yakima 1994-97 and named Northwest League Manager of the Year in 1994 and 1996...led Yakima to Northern Division title in 1994 and Northwest League Championship in 1996...managed Single-A Vero Beach Dodgers in 1993...managed Single-A Yakima in the Northwest League in 1991-92...managed Rookie Great Falls Dodgers to consecutive league championships in 1989-90...named coach at Single-A Sarasota in 1987.

PLAYING CAREER: Played five seasons in the Dodgers organization from 1982-86...hit .307 (92-for-300) in 96 games for Double-A San Antonio in 1984 and .312 (131-for-420) in 110 games with Lodi in 1983.

PROFESSIONAL: Selected by Los Angeles-NL in the eighth round of the 1982 First-Year Player Draft; signed by scout Dale McReynolds.

VAVRA'S PLAYING RECORD

YEAR	CLUB	AVG	G	AB	R	H	2B	3B	HR	RBI	SH	SF	HB	BB	SO	SB	CS	E	OBP
1982	Lodi	.242	49	149	19	36	5	0	1	10	2	1	0	16	17	2	3	19	.313
1983	Lodi	.312	110	420	58	131	19	2	0	37	0	5	1	37	26	6	4	16	.365
1984	San Antonio	.307	96	300	36	92	15	1	1	40	0	3	0	32	17	4	3	4	.370
	Albuquerque	.227	11	44	5	10	0	0	0	3	1	0	0	3	3	0	1	4	.277
1985	Albuquerque	.272	61	202	31	55	9	1	1	15	1	0	3	21	13	2	0	13	.350
1986	Albuquerque	.250	38	72	11	18	3	1	0	5	1	0	0	7	8	0	2	4	.316
Minor League Totals		**.288**	**365**	**1187**	**160**	**342**	**51**	**5**	**3**	**110**	**5**	**9**	**4**	**116**	**84**	**14**	**13**	**60**	**.351**

VAVRA'S RECORD AS MANAGER

YEAR	CLUB	LEAGUE	POSITION	WON	LOST	PCT.
1989	Great Falls	Pioneer	1st (Northern Division)	53	14	.791
1990	Great Falls	Pioneer	1st (Northern Division)	48	20	.706
1991	Yakima	Northwest	1st (Northern Division)	44	32	.579
1992	Yakima	Northwest	2nd (Northern Division)	36	40	.474
1993	Vero Beach	Florida State	6th (E. Div., 1st half), 2nd (E. Div., 2nd half)	56	77	.471
1994	Yakima	Northwest	1st (Northern Division)	49	27	.645
1995	Yakima	Northwest	4th (Northern Division)	28	48	.368
1996	Yakima	Northwest	1st (Northern Division)	40	36	.526
1997	Yakima	Northwest	4th (Northern Division)	23	53	.303
2015	Melbourne	Australian	6th	20	35	.364
Minor League Totals				**397**	**382**	**.510**

TWINS STAFF

DAVE PRUEMER
HEAD ATHLETIC TRAINER

Dave Pruemer is in his 22nd season in the Twins organization and fourth as Head Athletic Trainer after serving eight seasons as Assistant Athletic Trainer. Pruemer attended the University of Southern Illinois, where he received his B.S. in Athletic Training.

A native of Teutopolis, IL, he began his career with the Twins organization in 1995 and served as Athletic Trainer for Rookie Elizabethton. After one year at Elizabethton, Pruemer was promoted to Single-A Ft. Myers, where he spent the 1996-97 seasons. He was the Athletic Trainer for Double-A New Britain from 1998-2001, and was named the Eastern League Trainer of the Year in 2000. Selected by Major League Baseball to work the Arizona Fall League in 2001 and 03, Pruemer also served as the Twins Triple-A athletic trainer from 2002-04. He was named International League Trainer of the Year in 2004 and was named the Head Athletic Trainer for the American League for the 2014 All-Star Game held at Target Field.

Dave and his wife, Tina, along with daughter, Hannah, and sons, Dylan and Tyler, live in Woodbury, MN.

TONY LEO
ASSISTANT ATHLETIC TRAINER

Tony Leo is in his 19th season with the Twins organization and his sixth as Assistant Athletic Trainer. Leo attended Bowling Green State University, where he received his B.S. in Sports Management with an Athletic Training emphasis.

A native of Salem, OH, he began his career in 1997 with the GCL Twins. Leo was hired full time in 1998 and served as the Trainer for Rookie Elizabethton. He was promoted to Single-A Quad Cities, where he spent the 2000-01 seasons.

Leo was the Trainer for Double-A New Britain from 2002-04, and was named the 2003 Eastern League All-Star Trainer. In 2005, Leo was promoted to Triple-A Rochester and selected by MLB to work the Arizona Fall League. He served as the Triple-A Trainer from 2005-10 and selected as the Triple-A All-Star Game Trainer in 2009. Leo is also a Fellow of Applied Functional Science (FAFS) through the Gray Institute.

Tony, his wife, Jennifer, and their daughter, Olivia, live in Schaumburg, IL.

LANNING TUCKER
ASSISTANT ATHLETIC TRAINER AND REHAB COORDINATOR

Lanning Tucker is in his fourth season in the major leagues as Assistant Athletic Trainer and Rehab Coordinator for the club. His first season in the Twins Minor League system was 1992 and has worked at various levels in the Minor Leagues from 1992-98. From 1999 to 2012 he served as the Head Minor League Athletic Trainer and Rehab Coordinator.

Lanning earned his Bachelor's degree at Texas A&M University in 1987 and his Master's degree from the United States Sports Academy in 1992.

Lanning has two sons, Aaron and Bryan, and resides in Ft. Myers, FL.

PERRY CASTELLANO
STRENGTH AND CONDITIONING COACH

Perry Castellano enters his 17th season as a strength coach in professional baseball. 2016 will mark his 10th season as the Director of Strength and Conditioning for the Twins. He spent five years as the Minor League Strength and Conditioning Coordinator for the Twins and two years with the Texas Rangers. His responsibilities include day-to-day instruction for the major league club, as well as developing and designing various programs throughout the entire organization.

Castellano, 56, was the 2010 recipient of the Nolan Ryan Award, given to the MLB Strength Coach of the year and was selected as the American League Strength and Conditioning Coach for the 2014 MLB All-Star Game at Target Field. Perry received a B.Sc. degree in Kinesiology from Pepperdine University and an M.A. degree in Management from National University in San Diego.

Perry, wife, Lori, and sons, Cory and Brady, reside in Cape Coral, FL.

NATE DAMMANN
BULLPEN CATCHER

Nate Dammann is in his 10th season as bullpen catcher for the Twins. His responsibilities include preparing the field for batting practice, as well as catching pitchers in the bullpen prior to and during games. In addition, he assists Twins minor league coaches during Instructional League and has traveled to the Twins Academy in the Dominican Republic to coach minor league players each of the past four off-seasons.

Dammann is a 2004 graduate of Hamline University in St. Paul, with a degree in Secondary Education. He played four years of baseball for the Pipers and also played quarterback on their football team.

Nate, wife, Kate, and daughters, Ada and Avery, reside in St. Paul, MN.

TWINS STAFF

RODMCCORMICK
EQUIPMENT MANAGER

Rod McCormick is in his 23rd season with the Twins, and his 10th as the club's Equipment Manager. McCormick joined the Twins as a ball boy in 1994, and became the Home Clubhouse Assistant in 1998. He was named home Clubhouse Manager in April 2007.

A graduate of Minnetonka High School, McCormick attended the University of Minnesota from 1993-96. He oversees all the upkeep of team and personal player equipment and the movement of equipment on all road trips and spring training.

Rod, wife, Kristen, and twin sons, Charlie and Parker, reside in Minnetonka, MN.

JASONLIZAKOWSKI
VISITING CLUBHOUSE MANAGER

Jason Lizakowski is in his 19th season with the Twins and fifth as Visiting Clubhouse Manager. Lizakowski joined the Twins as a ball boy in 1998, and became the Visiting Clubhouse Assistant in 2000. He was named Visiting Clubhouse Manager in January of 2012.

A graduate of Rosemount High School in 1991, Lizakowski, along with his father, started a small construction business serving the metro area before joining the Twins in 1998. He oversees all the upkeep of visiting team needs and the movement of equipment in and out of Target Field.

Jason, wife, Katie, and daughter, Ava, reside in Ramsey, MN.

SEANHARLIN
DIRECTOR, MAJOR LEAGUE VIDEO

Sean Harlin is in his 25th year with the Twins and fourth as the Director of Major League Video, a position he was named to in December of 2012. Harlin attended St. John's University in Collegeville, MN, where he received his BA in English.

In his role as Director of Major League Video, Harlin is responsible for selecting video and baseball data for coaching and scouting purposes for the major leagues as well as overseeing the Twins minor league video coaching program.

Harlin began his career with the Twins in 1992 as an office services assistant until joining the Twins media relations department, where he served as Manager of Media Relations from 1995-2005.

Sean, his wife, Andrea, and their son, Tadhg, reside in Eagan, MN.

MIKEHERMAN
DIRECTOR, TEAM TRAVEL

Mike Herman is in his 18th season with the Twins, his fifth as Director of Team Travel. He is responsible for planning and implementing the club's travel needs, including charter aircraft, ground transportation and hotel accommodations for the entire traveling party during spring training and the regular season.

Herman began his career with the Twins as a Media Relations Intern in 1999, before being hired full-time as a Media Relations Assistant at the start of the 2000 season. He also held the positions of Assistant Manager of Media Relations (2001-03) and Manager of Media and Player Relations (2004-06). He was named Director of Baseball Communications in 2007 and served in that role until being named to his current position in June of 2012.

After graduating from Hopkins High School, Herman attended St. Olaf College, where he played baseball and graduated in 1998 with a degree in Communications.

Mike, his wife, Brittany, and their sons, Cole and Chase, reside in Plymouth, MN.

JACKGOIN
DIRECTOR, BASEBALL RESEARCH

Jack Goin is in his 14th season with the Twins, his first as Director of Baseball Research. The 1999 graduate of Lake Forest College majored in Business Administration and earned an MBA from the University of St. Thomas.

Goin has been with the Twins since 2001, before being hired full-time in 2003. He has held several positions with the Twins including Administrative Asst. to Scouting, Administrative Asst. to the General Manager (2005-09), Manager of Major League Administration (2009-11), and Manager of Major League Administration and Baseball Research (2011-15).

He oversees the baseball research department, advance scouting process, and technology initiatives in Baseball Operations. He also assists the General Manager and Assistant General Manager with roster management, arbitration preparation, negotiating player contracts with less than three years of major league service, and interpretation of the CBA and major league rules.

Jack, his wife, Amy, and their children, Grace and Jackson, reside in Eagan, MN.

Your home for Twins Baseball

go

96.3

Go Music.
Go Twins.

PLOUFFE
24
Twins
Carrier
twinsbaseball.com
BUY

FERNANDO ABAD

HEIGHT/WEIGHT: 6-1/220
BATS/THROWS: L/L
BORN: 12/17/85 in La Romana, DR
OPENING DAY AGE: 30
RESIDES: La Romana, DR
ACQUIRED: Signed as minor league free agent, 12/16/15
M.L. SERVICE: 4 years, 73 days
CONTRACT STATUS: Signed thru 2016

LHP 58

NON-ROSTER INVITE

GAME HIGHS			
2015		**CAREER**	
IP: 2.0, 2x, last 9/14 at CWS	**Walks:** 2, 2x, last 9/24 vs. TEX	**IP:** 5.0, 9/18/12 at STL	**Walks:** 4, 8/25/12 at NYM
SO: 3, 8/25 at SEA	**CG:** - -	**SO:** 6, 9/18/12 at STL	**CG:** - -
Win-Streak: 2, 8/9-18	**Low-Hit:** - -	**Win-Streak:** 2, 8/9-18/15	**Low-Hit:** - -

PERSONAL: Fernando Antonio Abad (pronounced uh-BAWD).

2015:

- Made Oakland's Opening Day roster for second straight season.
- Posted a 7.36 ERA (11.0 IP, 9 ER) in his first 20 games through May 19, a 0.83 ERA (21.2 IP, 2 ER) in next 23 games through August 9, and a 6.60 ERA (15.0 IP, 11 ER) in final 19 games.
- Appeared in 60-plus games for the second consecutive season (62).
- Held opponents to a .167 (5-for-30) batting average with runners in scoring position and two outs.
- Posted a 3.38 ERA (26.2 IP, 10 ER) in 33 home games and 5.14 ERA (21.0 IP, 12 ER) in 29 road games.
- Held right-handed hitters to a .218 (17-for-78) batting average and left-handers to a .277 (28-for-101) batting average.
- Allowed 11 home runs, third most among AL relievers.
- Inherited 46 runners (13 scored), tied for fifth most in the AL.
- Led Athletics in games (62) and was 10th among AL left-handed relievers.

AL LEADERS

GAMES AMONG LHP SINCE 2014

1. Zach Britton 135
2. Andrew Miller 133
3. **Fernando Abad 131**
   Aaron Loup 131
5. Brett Cecil 129

2014: Spent entire season with Oakland...first time in career on a major league roster for a full season...began season with a career-high 14.1-inning scoreless streak...held opponents scoreless over first 14 appearances...started season with 33-game, 27.2-inning homerless streak before surrendering two home runs in the ninth inning June 16 against Texas...pitched 2.0 scoreless innings April 3 vs. Seattle, tying career-high as a reliever...allowed hits in back-to-back games April 18 vs. Houston and April 21 vs. Texas, his only hits allowed in first 16 games...dealt the loss May 27 vs. Detroit, extending his losing streak to 15 games dating back to April 9, 2011...the losing streak was second longest by a major league pitcher over the last 32 years (27, Anthony Young, May 6, 1992-July 24, 1993)...snapped the losing streak with a scoreless 10th inning June 6 vs. Baltimore...posted a 14.1-inning scoreless streak from July 27 to September 20, tying his career-high, set earlier in season...did not allow an earned run in 46 of final 50 appearances, starting May 18; posted a 1.12 ERA over that span and held opponents to a .197 batting average...retired the only batter he faced in the Wild Card game at Kansas City September 30, getting Alex Gordon to foul out with runners on first and third and one out in the 12th inning...set career-high in games (69)...ranked third among AL relievers in percentage of inherited runners scored (13.2%), fifth in ERA (1.57) and seventh in opponents slugging percentage (.253)...held right-handers to a .162 (17-for-105) batting average compared to .191 (17-for-89) against left-handers...struck out 35 of 100 lefties he faced (35.0%)...held first batters faced to a .175 batting average and .232 on-base percentage...24 first batter strikeouts tied for seventh in the AL...averaged the seventh fewest pitches-per-inning (14.3) in the AL.

2013: Began season at Triple-A Syracuse (Washington) and went 1-0, 1.06 ERA in 17 relief appearances...promoted to Washington May 21...began Nationals career with a 10-game scoreless streak (8.2 IP) May 25 to June 11...recorded a 1.46 ERA in 12 June games and a 1.86 ERA in 10 July games...posted a 1.83 ERA in 20 appearances pre-All-Star Break...allowed 6-of-15 (40.0%) inherited runners to score...pitched for Toros del Este in the Dominican Winter League following the season and went 0-1, 4.70 ERA in eight relief appearances.

2012: Made Houston's Opening Day roster for the second consecutive season...went 0-6 with a 6.45 ERA in six starts for the Astros and a 3.80 ERA in 31 relief appearances...pitched twice during his first stint before being optioned to Oklahoma City April 9...recalled April 27...placed on disabled list May 26, with a right intercostal strain.

2011: Made Houston's Opening Day roster for the first time...held first batters faced to a .208 batting average for Astros...recorded first major league win April 7 at Cincinnati, pitching 1.1 scoreless innings...optioned to Triple-A Oklahoma City May 17...returned June 16...placed on 15-day disabled list July 3, with left shoulder tendinitis...went 1-1 with a 2.25 ERA in four starts for Este in the Dominican Winter League.

2010: Made major league debut with Houston and posted a 2.84 ERA in 22 relief appearances over two stints with Astros...opponents hit .200, including .179 by left-handed hitters...first batters faced were 2-for-20 (.100) with two walks...made major league debut July 28 vs. Chicago-NL, tossing 1.0 scoreless inning with one hit and one walk...recorded first major league strikeout, fanning Mike (Giancarlo) Stanton August 20 at Florida...went 3-0 with a 2.38 ERA in 10 games, six starts, with Este in the Dominican Winter League.

2009: Began season at Single-A Lancaster (Houston)...led club in saves (6)...promoted to Double-A Corpus Christi August 27 and went 0-1 with a 3.21 ERA in three starts...named Lancaster's Pitcher of the Month in May, going 1-0, 1.06 ERA with one save in seven games.

2008: Spent entire season at Single-A Lexington (Houston)...led club in appearances (45)...named Lexington's Pitcher of the Month in May.

2007: Split season between Rookie Level Greeneville and Single-A Tri City (Houston), combining to go 6-4, 4.25 ERA in 19 games (4 starts).

2006: Went 5-2 with a 1.32 ERA in 15 games (11 starts) in his fourth and final year with Houston's Dominican Summer League entry.

2005: Pitched one game for the DSL Astros, logging a 3.00 ERA in a start.

2004: Posted a sub-2.00 ERA for the second consecutive year, going 4-1 with a 1.29 ERA in eight starts for the DSL Astros.

2003: Earned Dominican League All-Star honors in first professional season, finishing 6-2 with a 1.61 ERA in 14 starts.

PROFESSIONAL: Originally signed by Houston as undrafted free agent September 6, 2002; signed by scouts Julio Linares and Adriano Rodriguez.

ABAD'S PITCHING RECORD

YEAR	CLUB	W-L	ERA	G	GS	CG	SH	SV	IP	H	R	ER	HR	HB	BB	SO	WP	BK	BAA
2003	DSL Astros	6-2	1.61	14	14	0	0	0	78.1	55	24	14	0	4	7	87	3	0	.190
2004	DSL Astros	4-1	1.29	8	8	0	0	0	42.0	24	10	6	0	2	7	39	2	1	.155
2005	DSL Astros	0-0	3.00	1	1	0	0	0	3.0	4	2	1	0	0	0	2	0	0	.308
2006	DSL Astros	5-2	1.32	15	11	0	0	1	61.1	50	18	9	1	6	7	64	0	1	.221
2007	Greeneville	6-4	4.14	17	4	0	0	1	50.0	47	29	23	6	2	12	54	2	3	.246
	Tri-City	0-0	6.00	2	0	0	0	0	3.0	2	2	2	0	0	2	5	0	0	.182
2008	Lexington	2-7	3.30	45	0	0	0	3	76.1	78	31	28	9	4	13	94	1	2	.259
2009	Lancaster	4-6	4.14	41	0	0	0	6	82.2	78	42	38	8	5	8	79	3	0	.252
	Corpus Christi	0-1	3.21	3	3	0	0	0	14.0	12	7	5	1	0	3	13	1	0	.222
2010	Corpus Christi	4-3	2.50	14	4	0	0	0	39.2	48	16	11	3	0	6	33	2	1	.306
	Round Rock	0-0	1.42	5	0	0	0	0	6.1	5	1	1	1	0	2	9	0	0	.208
	HOUSTON	**0-1**	**2.84**	**22**	**0**	**0**	**0**	**0**	**19.0**	**14**	**6**	**6**	**3**	**0**	**5**	**12**	**0**	**0**	**.200**
2011	**HOUSTON**	**1-4**	**7.32**	**29**	**0**	**0**	**0**	**0**	**19.2**	**28**	**18**	**16**	**5**	**1**	**9**	**15**	**0**	**0**	**.326**
	GCL Astros	0-0	0.00	2	0	0	0	0	2.0	1	0	0	0	0	0	2	0	0	.143
	Oklahoma City	2-3	4.80	29	0	0	0	0	30.0	32	16	16	4	0	6	31	1	0	.271
2012	Oklahoma City	2-0	3.90	13	3	0	0	2	27.2	33	12	12	3	1	7	28	0	2	.303
	HOUSTON	**0-6**	**5.09**	**37**	**6**	**0**	**0**	**0**	**46.0**	**57**	**27**	**26**	**6**	**3**	**19**	**38**	**4**	**0**	**.311**
2013	Syracuse	1-0	1.06	17	0	0	0	0	17.0	17	2	2	0	0	2	12	0	0	.254
	WASHINGTON	**0-3**	**3.35**	**39**	**0**	**0**	**0**	**0**	**37.2**	**42**	**14**	**14**	**3**	**1**	**10**	**32**	**0**	**0**	**.271**
2014	**OAKLAND**	**2-4**	**1.57**	**69**	**0**	**0**	**0**	**0**	**57.1**	**34**	**11**	**10**	**4**	**4**	**15**	**51**	**0**	**0**	**.175**
2015	**OAKLAND**	**2-2**	**4.15**	**62**	**0**	**0**	**0**	**0**	**47.2**	**45**	**23**	**22**	**11**	**1**	**19**	**45**	**4**	**0**	**.251**
Minor League Totals		**36-29**	**2.84**	**226**	**48**	**0**	**0**	**13**	**533.1**	**486**	**212**	**168**	**36**	**24**	**82**	**552**	**15**	**10**	**.239**
National League Totals		**1-14**	**4.56**	**127**	**6**	**0**	**0**	**0**	**122.1**	**141**	**65**	**62**	**17**	**5**	**43**	**97**	**4**	**0**	**.285**
American League Totals		**4-6**	**2.74**	**131**	**0**	**0**	**0**	**0**	**105.0**	**79**	**34**	**32**	**15**	**5**	**34**	**96**	**4**	**0**	**,212**
Major League Totals		**5-20**	**3.72**	**258**	**6**	**0**	**0**	**0**	**227.1**	**220**	**99**	**94**	**32**	**10**	**77**	**193**	**8**	**0**	**.254**

ABAD'S CAREER FIELDING RECORD

POSITION	PCT	G	PO	A	E	TC	DP	PB
Pitcher	.944	258	7	27	2	36	0	—

ABAD'S CAREER BATTING RECORD

BATTING	AVG	AB	R	H	2B	3B	HR	RBI	SH	SF	HB	BB	SO	SB	CS	OBP
Career	.125	8	0	1	0	0	0	0	0	0	0	0	4	0	0	.125

ABAD'S WILD CARD GAME RECORD

YEAR	OPPONENT	W-L	ERA	G	GS	CG	SH	SV	IP	H	R	ER	HR	HB	BB	SO	WP	BK	BAA
2014	Kansas City	0-0	0.00	1	0	0	0	0	0.1	0	0	0	0	0	0	0	0	0	.000

OSWALDO ARCIA

HEIGHT/WEIGHT: 6-0/225
BATS/THROWS: L/R
BORN: 5/9/91 in Anaco, VZ
OPENING DAY AGE: 24
RESIDES: Anaco, Anzoategui, VZ
ACQUIRED: Signed as undrafted free agent, 7/4/07
M.L. SERVICE: 2 years, 20 days
CONTRACT STATUS: Signed thru 2016

@ARCIAOSWALDO

OF 31

2015		GAME HIGHS	CAREER	
Hits: 2, 3x, last 5/3 vs. CWS	**HR:** 1, 2x, last 4/29 vs. DET		**Hits:** 4, 5/8/13 at BOS	**HR:** 2, 8/12/14 at HOU
RBI: 2, 2x, last 4/29 vs. DET	**Grand Slam:** - -		**RBI:** 6, 9/22/13 at OAK	**Grand Slam:** 1, 6/5/14 vs. MIL
Hit-Streak: 6, 4/24-5/3	**SB:** - -		**Hit-Streak:** 10, 4/3-6/2/14	**SB:** 1, 2x, last 7/4/14 vs. NYY

PERSONAL: Oswaldo Celestino Arcia (pronounced ARR-see-ya)...wife, Karla...daughter, Maria Fernanda (6/25/08), and son, Oswell Daniel (7/29/14)...signed as a 16-year-old from Venezuela in 2007...brother Orlando Arcia is infielder in Milwaukee's organization...mother was professional softball player in Venezuela.

CAREER HIGHLIGHTS: Recorded six RBI September 22, 2013 at Oakland, tying a Twins rookie record (Tony Oliva in 1964)...first career home run April 23, 2013 vs. Miami (Game 1); at 21 years, 11 months and 14 days, he became the youngest Twin since Joe Mauer on June 6, 2004 (21 years, 1 month and 18 days) to hit his first major league home run...ranked third best prospect in the Twins organization by *Baseball America* entering the 2013 season...given 2012 Sherry Robertson Award for the Twins minor league Player of the Year.

2015:

- Made Twins Opening Day roster for second straight season and was Opening Day left fielder, batting seventh April 6 at Detroit.
- Played in 19 games for the Twins, hitting .276 (16-for-58) with two home runs and eight RBI before being placed on 15-day disabled list May 4 with a right hip flexor strain...returned from rehab at Triple-A Rochester, reinstated from disabled list and officially optioned June 3.
- Hit safely in season-high 11 straight games June 28-July 9, hitting .378 (17-for-45) with six home runs and 13 RBI in that span, including a single-game high four hits July 1 vs. Pawtucket.
- Hit eight home runs for the Red Wings in a 13-game span July 1-16.
- Named International League Player of the Week July 12, hitting .333 (8-for-24) and led the IL in home runs (4), RBI (10), extra-base hits (6) and total bases (22) in seven games.
- Ranked third on the Red Wings in home runs (12), despite playing just 79 games.

2014: Made Twins Opening Day roster for first time in his career, playing rightfield and batting seventh in the opener March 31 at Chicago-AL...played four games before being placed on 15-day disabled list April 9 with a right wrist strain...returned from rehab assignment, reinstated from 15-day disabled list and optioned to Triple-A Rochester May 14...played in 22 games for the Red Wings, hitting .312 (24-for-77) with seven doubles, five home runs and 18 RBI...recalled from Rochester May 26...hit .378 (17-for-45) with four doubles, four home runs and 12 RBI in first 11 games following recall...recorded a career-high 10-game hit-streak (began pre-DL stint) April 3-June 2...hit first career grand slam June 5 vs. Milwaukee, only grand slam for Twins in 2014...missed game July 29 to stay in the Twin Cities for the birth of son, Oswell Daniel, born in the early morning hours that same day...hit a home run August 3 at Chicago-AL along with Chris Parmelee and Eric Fryer as part of a back-to-back-to-back effort, the first for the Twins since 2001...hit seven home runs in August, tied for fourth most in the AL; also had 23 RBI in the month, tied for sixth most in the AL...recorded first career two-homer game August 12 at Houston...homered in three straight games for the second time in career August 17-19 vs. Kansas City and Cleveland...hit 13 home runs with 35 RBI from August 3 through the end of the season; the 13 homers ranked third in the AL in that span and 35 RBI were tied for sixth most...hit .249 (60-for-241) with 31 extra-base hits (17 home runs) off right-handed pitching and .198 (26-for-131) with eight extra-base hits (3 home runs) off left-handed pitching...ranked second on the Twins in home runs (20) and fourth in RBI (57).

2013: Participated in Twins major league spring training and was optioned March 15...began the season with Triple-A Rochester, batting .414 (12-for-29) with two doubles, three home runs and eight RBI in nine games...recalled April 15 when Wilkin Ramirez was placed on Paternity List...made major league debut April 15 vs. Los Angeles-AL, batting seventh and playing leftfield; recorded first major league hit, singling off Joe Blanton in the second inning...optioned back to Rochester upon Ramirez's return...played one game and was recalled April 17 when the Twins placed Darin Mastroianni on the 15-day disabled list...hit first career home run April 23 vs. Miami (Game 1), a three-run shot in the fourth inning off Jose Fernandez...at 21 years, 11 months and 14 days, he became the youngest Twin since Joe Mauer on June 6, 2004 (21 years, 1 month and 18 days) to hit his first major league home run...hit second career home run April 26 vs. Texas, another three-run shot, in the ninth inning off Joe Nathan...celebrated his 22nd birthday May 9 at Boston, hitting a two-run homer and a triple, becoming the first Twin since Ron Coomer (August 19, 1995 at DET) to homer and triple in one game within his first 18 career games...hit .328 (21-for-64) with five doubles and 10 RBI in 18 June games...entered the All-Star break as the AL rookie leader in RBI (25), was tied for second in doubles (11), tied for third in home runs (6), fourth in hits (53), fifth in games (59) and batting average (.257), and seventh in runs scored (20)...optioned to Triple-A Rochester July 14...batted .375

(15-for-40) with four home runs and 13 RBI in his return to Rochester...recalled by Minnesota August 2...hit safely in season-high nine straight games August 7-15, including homering in three straight August 9-10 (doubleheader vs. Chicago-AL on 9th)...recorded six RBI September 22 at Oakland, tying a Twins rookie record, originally set by Tony Oliva in 1964; it was most for a Twin since Mauer had seven in July 2010...finished with 14 home runs, tying him with Tim Teufel (1984) for 10th most for a rookie in Twins history and most since Marty Cordova had 24 in 1995...led American League rookies in home runs, second in slugging percentage (.430), tied for second in extra-base hits (33), third in RBI (43), fourth in total bases (151), tied for fourth in doubles (17), tied for sixth in multi-hit games (24), seventh in hits (88) and eighth in batting average (.251).

2012: Started the season with Single-A Ft. Myers, hitting .309 (64-for-207) in 55 games...named Twins minor league Player of the Month for May, batting .358 (39-for-109) with 10 doubles, one triple, four home runs, 18 RBI, six walks and 10 runs scored; second career Player of the Month honor...named Florida State League Player of the Week May 28-June 3, batting .571 (12-for-21) with three home runs and seven RBI in six games...selected to Florida State League All-Star Game; participated in the Home Run Derby...promoted to Double-A New Britain June 18...named Twins minor league Player of the Week for the week ending July 20, batting .370 (10-for-27) with two doubles, three home runs, seven RBI and eight runs scored in eight games...named Eastern League Player of the Week August 6-12, batting .455 (10-for-22) with five doubles, two home runs, 11 RBI, four runs scored and six walks in seven games...named Eastern League Player of the Week for the second time August 27-September 3, batting .382 (13-for-34) with one double, two triples, two home runs, 10 RBI, eight runs scored and two walks in eight games...selected to All-Star Futures Game in Kansas City, going 1-for-2 with an RBI double for Team World...recorded three grand slams for New Britain: July 19 at Harrisburg, August 7 at Binghamton and August 26 at New Hampshire...batted .338 (114-for-337) against right-handed pitching, the second highest in the organization...recipient of the Sherry Robertson Award for the Twins minor league Player of the Year...hit .320 (150-for-469) with 36 doubles, eight triples, 17 home runs, 98 RBI, 76 runs scored and a .388 on-base percentage in 124 games at Ft. Myers and New Britain combined...recorded 40 multi-hit games between Single-A and Double-A...led Twins minor leaguers in hits (150) and total bases (253), was second in doubles (36) and RBI (98), fourth in runs scored (76), triples (8) and batting average (.320); fifth in home runs (17), and sixth in walks (51)...ranked sixth best prospect in the Eastern League and seventh best prospect in the Florida State League by *Baseball America* following the 2012 season...named to the *Baseball America* minor league All-Star Second Team...named a Double-A All-Star outfielder by Topps and Minor League Baseball, and an outfielder on MiLB.com Twins organizational All-Star team...ranked third best prospect in the Twins organization by *Baseball America* entering the 2013 season.

2011: Began season with Single-A Beloit and hit .352 (25-for-71) in 20 games for the Snappers...named Midwest Player of the Week, batting .480 (12-for-25) with four home runs, eight RBI and nine runs scored in six games April 25-May 1...placed on disabled list with right UCL strain May 1...went on rehab assignment with GCL Twins and was reinstated June 26...transferred to Single-A Ft. Myers June 26 and recorded four hits and three RBI (5 at-bats) in his ninth game with the Miracle...hit second professional grand slam August 8 at Palm Beach...played two games for Tigres de Aragua in the Venezuelan Winter League...added to the Twins 40-man roster in November...ranked fifth best prospect in the Twins organization by *Baseball America* entering the 2012 season.

2010: Spent season with Rookie Elizabethton...homered in each of his first three games...named the Appalachian League Player of the Week June 21 and July 12...named Twins minor league Player of the Week for the week ending July 23, batting .375 (12-for-32) with five doubles, two home runs, six RBI, nine runs scored and three walks in eight games...named Twins minor league Player of the Month for July, batting .376 (47-for-125) with 13 doubles, eight home runs, 25 RBI, 24 runs scored and eight walks in 30 games...batted .330 (29-for-88) against left-handed pitching and .398 (68-for-171) against right-handers...led team in batting average (.375), slugging percentage (.672), doubles (21), home runs (14) and RBI (57)...had 30 multi-hit games...led Appalachian League in batting average, RBI, hits (97), on-base percentage (.424), slugging percentage, extra-base hits (97), was second in home runs and triples (7), and third in doubles and runs scored (47)...named *Baseball America* Rookie All-Star, Rookie Player of the Year and third ranked prospect in Appalachian League...ranked ninth best prospect in the Twins organization by *Baseball America*...named to Topps' Short-Season/Rookie All-Star team...named to MiLB.com's 2010 Twins organizational All-Star team.

2009: Led GCL Twins in games (44), hits (46), doubles (11) and slugging percentage (.455) and was second in at-bats (167), runs (20), RBI (24) and stolen bases (8)...played three games with Tigres de Aragua of the Venezuelan Winter League...ranked 18th best prospect in Twins organization by *Baseball America* entering 2010 season.

2008: Spent first professional season with DSL Twins...hit first professional home run July 15 at DSL Cubs...hit first professional grand slam July 31 vs. DSL White Sox...split time defensively between leftfield and centerfield...tied for team lead in RBI (36).

PROFESSIONAL: Signed by Twins as undrafted free agent July 4, 2007; signed by scout Jose Leon.

ARCIA'S PLAYING RECORD

YEAR	CLUB	AVG	G	AB	R	H	2B	3B	HR	RBI	SH	SF	HBP	BB	SO	SB	CS	E	OBP
2008	DSL Twins	.293	61	229	38	67	12	4	4	36	0	1	2	16	27	8	7	3	.343
2009	GCL Twins	.275	44	167	20	46	11	2	5	24	0	3	2	15	18	8	0	0	.337
2010	Elizabethton	.375	64	259	47	97	21	7	14	51	0	1	4	19	67	4	4	0	.424
2011	GCL Twins	.500	2	8	1	4	1	1	0	1	0	0	0	0	1	0	0	0	.500
	Beloit	.352	20	71	18	25	8	1	5	18	0	1	0	9	16	2	2	0	.420
	Ft. Myers	.263	59	213	27	56	14	2	8	32	0	2	3	9	53	1	1	3	.300
2012	Ft. Myers	.309	55	207	22	64	16	3	7	31	1	3	1	23	45	1	3	2	.376
	New Britain	.328	69	262	54	86	20	5	10	67	0	4	5	28	62	3	2	5	.398
2013	Rochester	.313	38	128	25	40	6	0	10	30	0	1	4	22	37	2	1	0	.426
	MINNESOTA	**.251**	**97**	**351**	**34**	**88**	**17**	**2**	**14**	**43**	**0**	**0**	**4**	**23**	**117**	**1**	**2**	**2**	**.304**
2014	Rochester	.312	22	77	16	24	7	0	5	18	0	1	2	5	17	1	0	0	.365
	MINNESOTA	**.231**	**103**	**372**	**46**	**86**	**16**	**3**	**20**	**57**	**0**	**1**	**6**	**31**	**127**	**1**	**2**	**5**	**.300**
2015	Rochester	.199	79	282	31	56	13	0	12	41	0	5	6	18	82	0	1	5	.257
	MINNESOTA	**.276**	**19**	**58**	**6**	**16**	**0**	**0**	**2**	**8**	**0**	**1**	**2**	**4**	**15**	**0**	**0**	**1**	**.338**
Minor League Totals		**.297**	**513**	**1903**	**299**	**565**	**129**	**25**	**80**	**349**	**1**	**22**	**29**	**164**	**425**	**30**	**21**	**18**	**.358**
Major League Totals		**.243**	**219**	**781**	**86**	**190**	**33**	**5**	**36**	**108**	**0**	**2**	**12**	**58**	**259**	**2**	**4**	**8**	**.305**

ARCIA'S CAREER FIELDING RECORD

POSITION	PCT	G	PO	A	E	TC	DP	PB
Outfield	.981	204	395	13	8	416	2	—

JOE BENSON

HEIGHT/WEIGHT: 6-1/205
BATS/THROWS: R/R
BORN: 3/5/88 in Hinsdale, IL
OPENING DAY AGE: 28
RESIDES: Joliet, IL
ACQUIRED: Signed as minor league free agent, 11/25/15
M.L. SERVICE: 23 days
CONTRACT STATUS: Signed thru 2016

OF 43

NON-ROSTER INVITE

2015		GAME HIGHS	CAREER	
Hits: - -	**HR:** - -		**Hits:** 4, 9/16/11 vs. CLE	**HR:** - -
RBI: - -	**Grand Slam:** - -		**RBI:** 1, 2x, last 9/21/11 vs. SEA	**Grand Slam:** - -
Hit-Streak: - -	**SB:** - -		**Hit-Streak:** 3, 9/21-23/11	**SB:** 1, 2x, last 9/18/11 vs. CLE

PERSONAL: William Joseph Benson...2006 graduate of Joliet Catholic Academy (IL) where he also played football and basketball...named pre-season Louisville Slugger All-American, All-State and Conference Player of the Year for baseball in senior season...named to Chicago Sun-Times 2006 All-State team...played running back on the football team, rushing for over 2,000 yards in senior year, including a 363-yard game with four touchdowns in the second round of the state 6-A playoffs...signed letter of intent to play baseball at Purdue University.

2015:

- Started season in Braves organization with Triple-A Gwinnett.
- Hit .246 (29-for-118) with eight doubles, nine RBI, 15 walks and a .346 on-base percentage in 41 games for Gwinnett.
- Placed on 7-day disabled list June 9 with back spasms; reinstated June 19 and released.
- Signed with the Sugar Land Skeeters of the Independent Atlantic League July 11.
- Played in just five games for the Skeeters before signing a minor league contract with New York-NL organization July 11 and reported to Triple-A Binghamton.
- Hit .304 (21-for-69) with three doubles, two home runs and 10 RBI in first 17 games for Binghamton.

2014: Split first season in the Marlins organization between Double-A Jacksonville and Triple-A New Orleans, combining to hit .259 (110-for-424) with 71 runs, 23 doubles, four triples, 10 homers and 62 RBI...recorded 10-game hitting streak from May 28-June 6, hitting .444 (16-for-36)...closed the year with a .318 average over 25 games in August, going 28-for-88 with eight doubles and a pair of home runs.

2013: Began the season at Triple-A Rochester before being claimed off waivers by Texas and assigned to Double-A Frisco May 25...recorded a season-high nine-game hitting streak April 24-May 4, hitting .314 (11-for-35) in that span.

2012: Started the season with Triple-A Rochester and hit .179 (17-for-95) in 28 games for the Red Wings...transferred to Double-A New Britain May 7...placed on 7-day disabled list May 19 and underwent hamate bone surgery; played three games on rehab assignment with GCL Twins; reinstated July 7 and transferred to Single-A Ft. Myers...hit .303 (10-for-33) in eight games and was promoted to Double-A New Britain July 16...placed on 7-day disabled list August 21 and underwent surgery on left knee to remove bone chips, ending his season.

2011: Started season with Double-A New Britain...named Twins minor league Player of the Week April 14, batting .406 (13-for-32) with two doubles, one home run, nine RBI, five runs scored and two walks in eight games...placed on the 7-day disabled list with a slightly torn meniscus in left knee June 4...played in three games with the GCL Twins on rehab assignment July 1-4; returned from rehab and reinstated July 5...recalled by Minnesota September 6 and made major league debut that same night vs. Chicago-AL, starting in centerfield and batting leadoff; went 0-for-3, walking in first career plate appearances against Jake Peavy...recorded first major league hit, singling off Max Scherzer September 10 at Detroit...recorded first career stolen base September 11 at Detroit...recorded first career RBI with a ground out September 18 vs. Cleveland...recorded six doubles in September, tying him for fourth most in club history for rookies during the month...ranked third in the Twins organization in doubles (35), fifth in total bases (226) and tied for fifth in walks (61) between New Britain and Minnesota...named outfielder on MiLB.com Twins organizational All-Star team...ranked second best prospect and best athlete in the Twins system by *Baseball America* entering the 2012 season; ranked 99th best prospect in baseball by same publication.

2010: Began season with Double-A New Britain...batted just .219 (23-for-105) in 33 games and was transferred to Single-A Ft. Myers May 17...named Twins Player of the Week May 21, batting .324 with three doubles, three home runs, six RBI, seven runs scored and four walks in seven games...promoted to Double-A New Britain June 16...named Twins Player of the Month in June, batting .312 (29-for-93) with 10 doubles, five home runs, 14 RBI and 18 runs scored in 23 games between Ft. Myers and New Britain...led the Twins entire organization in home runs (27), in front of Jim Thome (25)...ranked seventh among all Double-A players in home runs...finished tied for fourth in the Eastern League in home runs (23) and became first Rock Cat since 2005 with 20-plus homers in a season...ranked fourth in the EL in slugging percentage (.527)...given the Sherry Robertson Award as the Twins Minor League Player of the Year...played for Peoria Saguaros in the Arizona Fall League, batting .236 (13-for-55)

with six doubles, one home run and five RBI in 17 games...ranked fourth best prospect and best athlete in the Twins organization by *Baseball America* entering the 2011 season...named to MiLB.com's Twins organizational All-Star team.

2009: Began season with Single-A Ft. Myers...placed on disabled list with a right hand fracture May 12...reinstated from disabled list July 8 after two rehab games with the GCL Twins...finished second on the Miracle in on-base percentage (.414) and tied for second in home runs (5)...batted .400 (30-for-75) vs. left-handed pitching...ranked 13th best prospect in the Twins organization by *Baseball America* entering 2010.

2008: Spent season with Single-A Beloit...placed on the disabled list with stress fracture in back June 27-August 25...ranked 15th best prospect in the Twins organization by *Baseball America* entering the 2009 season.

2007: Spent season with Single-A Beloit...led club in walks (49), stolen bases (18) and on-base percentage (.347)...ranked second best prospect and best athlete in the Twins organization by *Baseball America* entering the 2008 season.

2006: Spent first professional season with GCL Twins and Single-A Beloit...led GCL Twins and was second in the GCL in extra-base hits (21)...led the club in games (52), at-bats (196), triples (5), was second in hits (51), runs scored (30), doubles (11) and home runs (5), and third in RBI (28)...promoted to Single-A Beloit August 20...ranked 20th best prospect in the GCL by *Baseball America*...ranked eighth best prospect and best athlete in the Twins organization by *Baseball America* entering the 2007 season.

PROFESSIONAL: Originally selected by Twins in second round (64th overall) of 2006 First-Year Player Draft; signed by scout Bill Milos.

BENSON'S PLAYING RECORD

YEAR	CLUB	AVG	G	AB	R	H	2B	3B	HR	RBI	SH	SF	HBP	BB	SO	SB	CS	E	OBP
2006	GCL Twins	.260	52	196	30	51	11	5	5	28	0	2	2	21	41	9	10	5	.335
	Beloit	.263	8	19	2	5	0	0	0	1	0	0	0	0	6	1	0	0	.263
2007	Beloit	.255	122	432	73	110	18	8	5	38	6	5	15	49	124	18	16	6	.347
2008	Beloit	.248	69	254	39	63	16	3	4	27	2	3	7	24	73	17	11	3	.326
2009	GCL Twins	.200	2	5	1	1	0	0	0	0	0	0	0	2	0	1	1	0	.429
	Ft. Myers	.285	80	263	46	75	10	3	5	29	3	2	13	46	74	14	7	4	.414
2010	Ft. Myers	.294	21	85	16	25	11	1	4	13	0	0	3	8	21	5	0	1	.375
	New Britain	.251	102	374	65	94	20	7	23	49	0	1	9	39	115	14	9	5	.336
2011	GCL Twins	.222	3	9	2	2	1	0	0	0	0	0	0	2	2	1	1	0	.364
	New Britain	.285	111	400	69	114	28	4	16	67	0	3	13	56	109	13	9	2	.388
	MINNESOTA	**.239**	**21**	**71**	**3**	**17**	**6**	**1**	**0**	**2**	**0**	**0**	**0**	**3**	**21**	**2**	**2**	**2**	**.270**
2012	Rochester	.179	28	95	9	17	3	2	2	8	0	1	1	11	27	4	0	0	.269
	GCL Twins	.375	3	8	1	3	1	0	0	0	0	0	0	1	2	1	1	0	.444
	Ft. Myers	.303	8	33	7	10	3	0	1	8	0	0	0	5	9	4	0	0	.395
	New Britain	.184	37	141	13	26	6	1	3	20	0	0	3	13	43	4	3	0	.268
2013	Rochester	.192	42	151	20	29	7	2	1	9	0	0	3	10	50	4	2	2	.256
	AZL Rangers	.417	7	24	10	10	3	0	1	5	0	1	1	4	5	2	0	0	.500
	Frisco	.205	37	132	18	27	4	3	5	16	0	1	2	15	44	3	1	1	.293
2014	New Orleans	.000	5	7	0	0	0	0	0	0	0	0	0	2	3	0	1	0	.222
	Jacksonville	.264	124	417	71	110	23	4	10	62	3	8	13	57	96	15	4	4	.364
2015	Gwinnett	.246	41	118	18	29	8	1	0	9	1	0	3	15	27	4	0	5	.346
	Sugar Land (Ind.)	.200	5	20	3	4	1	0	0	1	0	0	0	1	2	1	0	0	.238
	Binghamton	.250	54	184	32	46	10	1	4	24	0	2	6	25	36	7	1	2	.355
Independent League Totals		**.200**	**5**	**20**	**3**	**4**	**1**	**0**	**0**	**1**	**0**	**0**	**0**	**1**	**2**	**1**	**0**	**0**	**.238**
Minor League Totals		**.253**	**956**	**3347**	**542**	**847**	**183**	**45**	**89**	**413**	**15**	**29**	**94**	**405**	**907**	**141**	**77**	**40**	**.347**
Major League Totals		**.239**	**21**	**71**	**3**	**17**	**6**	**1**	**0**	**2**	**0**	**0**	**0**	**3**	**21**	**2**	**2**	**2**	**.270**

BENSON'S CAREER FIELDING RECORD

POSITION	PCT	G	PO	A	E	TC	DP	PB
Outfield	.957	21	44	0	2	46	0	—

JAMES BERESFORD

HEIGHT/WEIGHT: 6-1/170
BATS/THROWS: L/R
BORN: 1/19/89 in Mount Waverley, Australia
OPENING DAY AGE: 27
RESIDES: Glen Waverley, Australia
ACQUIRED: Signed as an undrafted free agent, 8/13/05
M.L. SERVICE: None
CONTRACT STATUS: Signed thru 2016

INF 30

@JAMESBERESFORD2

NON-ROSTER INVITE

PERSONAL: James Richard Beresford (pronounced BEAR-ess-ferd)...attended Wesley College in Melbourne, Victoria (Australia)...played with Waverley Baseball Club in Australia and was named club Most Valuable Player before signing with the Twins in 2005...younger brother Simon was drafted by Milwaukee in 32nd round of 2002 First-Year Player Draft.

2015:

- Was invite to Twins spring training, reassigned to minor league camp March 24 and spent entire season at Triple-A Rochester.
- Hit safely in season-high 13 straight April 22-May 9, hitting .415 (22-for-53) with three doubles and eight RBI in that span.
- Named Triple-A All-Star and was starting second baseman, batting second for the International League, going 2-for-3 with a single, triple and run scored.
- Played 118 games (117 starts) at second base for the Red Wings and just two games (1 start) at shortstop; committed just 10 errors.
- Hit .221 (15-for-68) pre-All-Star break and .343 (37-for-108) post-All-Star break.
- Hit .304 (38-for-125) against right-handed pitching for the Red Wings, and .275 (14-for-51) against left-handed pitching.
- Led Red Wings in games (129) and hits (153), third in total bases (179), and tied for third in doubles (21).
- Named International League Postseason All-Star after ranking second in International League in batting average (.307) and hits.

2014: Was invite to Twins spring training, reassigned to minor league camp March 16 and spent entire season at Triple-A Rochester...hit second career home run and first of season May 5 at Columbus...went 1,670 plate appearances between first and second career homers (previous in 2010)...recorded career-high four RBI twice: May 5 at Columbus and June 19 vs. Pawtucket...hit safely in season-high 12 straight games June 3-15, hitting .347 (17-for-49) with three doubles, one triple, three RBI and 11 runs scored during streak...hit third career home run and second of season July 17 at Norwich...went just 281 plate appearances between second and third career homers...hit .293 (104-for-355) with 25 extra-base hits off right-handed pitching and .237 (36-for-152) with seven extra-base hits off left-handed pitching...played 128 games at second base, committing 11 errors; played three games at third base...set career-highs in doubles (28) and extra-base hits (32)...ranked sixth in the International League in hits (140) and ninth in games (131).

2013: Represented team Australia in the World Baseball Classic, hitting .182 (2-for-11) with one walk in three games...earned an invite to Twins spring training, reassigned to minor league camp March 14 and reported to Double-A New Britain...hit .319 (22-for-69) in 21 April games and .333 (23-for-69) in 18 May games...placed on 7-day disabled list May 4 with a groin strain; reinstated May 17...hit safely in 19 of final 24 games for the Rock Cats and was promoted to Triple-A Rochester June 10...hit .351 (20-for-57) with 14 runs scored in 18 July games and .303 (27-for-89) in 24 August games...combined to hit .306 (109-for-356) in 103 games between both levels, including a .336 (96-for-286) average against right-handed pitching and a .186 (13-for-70) average against left-handers.

2012: Spent entire season with Double-A New Britain...led the Rock Cats in games played at second base (53) and shortstop (60)...finished season first on the team in sacrifice hits (7); fifth in games played (114), hits (98) and walks (35); and tied for fourth in triples (3)...committed just 10 errors on the season in 491 total chances (.980 fielding percentage)...named to 2013 Australian roster for World Baseball Classic.

2011: Spent entire season with Single-A Ft. Myers...led team in games (131), at-bats (485) and hits (131) for second consecutive season...hit .358 (39-for-109) with four doubles, nine RBI and 16 walks in July, hitting safely in 23 of 29 games.

2010: Spent entire season with Single-A Beloit...led team in games (126), at-bats (491) and hits (146), and was second in runs (70) and batting average (.297)...went 14-for-14 in stolen base attempts...started the season hitting .057 (2-for-35) in first 10 games April 8-20...raised overall batting average .082 points in May (.164 to .246), batting .291 (32-for-110) with four doubles and nine RBI...hit first career home run July 11 against Quad Cities...played in the Australian Baseball League over the winter for Melbourne, batting .421 (16-for-38).

2009: Spent entire season with Single-A Beloit...led organization in sacrifice hits (17) and team in at-bats (450) and hits (130), and was second in games (114), runs (52) and stolen bases (15)...had first career four-hit game July 16 vs. Burlington...named Beloit's 2009 Player of the Year...represented Team Australia in the World Baseball Classic, batting .444 (4-for-9) with a double and four RBI in three games.

2008: Spent entire season with Rookie Elizabethton...led team in sacrifice hits (5).

2007: Started professional career in Rookie Gulf Coast League, batting .288 (40-for-139) with a .349 on-base percentage.

2006: Disabled entire season with surgery to repair torn labrum in right shoulder.

PROFESSIONAL: Signed by Twins as undrafted free agent, August 13, 2005; signed by scout Howard Norsetter.

BERESFORD'S PLAYING RECORD

YEAR	CLUB	AVG	G	AB	R	H	2B	3B	HR	RBI	SH	SF	HBP	BB	SO	SB	CS	E	OBP
2006	DID NOT PLAY - INJURED																		
2007	GCL Twins	.288	45	139	22	40	2	0	0	14	6	0	1	12	23	7	2	12	.349
2008	Elizabethton	.246	55	179	26	44	5	1	0	23	5	0	2	25	35	1	4	23	.345
2009	Beloit	.289	114	450	52	130	11	0	0	38	17	1	3	34	70	15	11	25	.342
2010	Beloit	.297	126	491	70	146	19	5	1	59	7	2	6	34	56	14	14	18	.349
2011	Ft. Myers	.270	131	485	51	131	12	1	0	37	9	6	2	43	63	4	8	20	.328
2012	New Britain	.266	114	369	38	98	12	3	0	25	7	1	1	35	53	3	3	10	.330
2013	New Britain	.316	45	158	21	50	5	0	0	19	4	3	2	14	22	5	0	4	.373
	Rochester	.298	58	198	34	59	7	1	0	21	5	1	2	16	29	5	2	4	.355
2014	Rochester	.276	131	507	65	140	28	2	2	47	8	4	1	36	75	7	4	11	.323
2015	Rochester	.307	129	498	58	153	21	1	1	50	3	6	0	29	57	2	2	10	.341
Minor League Totals		**.285**	**948**	**3474**	**437**	**991**	**122**	**14**	**4**	**333**	**71**	**24**	**20**	**278**	**483**	**63**	**50**	**137**	**.340**

BERESFORD'S WORLD BASEBALL CLASSIC RECORD

YEAR	CLUB	AVG	G	AB	R	H	2B	3B	HR	RBI	SH	SF	HBP	BB	SO	SB	CS	E	OBP
2009	Australia	.444	3	9	0	4	1	0	0	4	0	1	0	0	0	0	0	1	.400
2013	Australia	.182	3	11	0	2	0	0	0	0	0	0	0	1	1	0	0	1	.250
WBC Totals		**.300**	**6**	**20**	**0**	**6**	**1**	**0**	**0**	**4**	**0**	**1**	**0**	**1**	**1**	**0**	**0**	**2**	**.318**

TWINS MOST RUNS SCORED IN A GAME

RUNS	DATE/OPPONENT
24	4/24/96 at Detroit
23	6/4/02 vs. Cleveland
21	5/20/94 vs. Boston
	6/4/94 at Detroit
20	4/27/80 vs. Oakland
	7/6/07 at Chicago-AL
	5/21/09 at Chicago-AL
	8/22/14 vs. Detroit
19	6/26/77 vs. Chicago-AL
	5/20/89 at Texas
	7/26/10 at Kansas City
	7/16/12 vs. Baltimore
18	9/5/76 vs. Chicago-AL
	9/10/76 vs. Kansas City
	4/15/79 at Seattle
	5/16/03 vs. Chicago-AL
	9/4/12 at Chicago-AL

RUNS	DATE/OPPONENT
17	5/25/65 at Boston
	7/24/76 at Chicago-AL
	7/25/83 vs. Milwaukee
	5/29/92 vs. Detroit
	8/10/94 vs. Boston
16	9/7/69 at Oakland
	5/8/79 vs. Toronto
	6/30/79 vs. Chicago-AL
	5/18/83 vs. Oakland
	4/24/90 vs. Detroit
	5/25/90 vs. Boston
	4/3/96 vs. Detroit
	4/30/96 vs. Kansas City
	7/15/96 vs. Chicago-AL
	7/25/96 vs. Boston
	6/19/03 at Kansas City
	6/1/04 vs. Tampa Bay
	5/20/06 at Milwaukee
	5/13/07 vs. Detroit
	8/3/14 at Chicago-AL

RUNS	DATE/OPPONENT
15	5/14/64 vs. Chicago-AL
	7/2/64 at Boston
	5/15/76 at California
	7/10/77 vs. Seattle
	5/7/78 at Baltimore
	9/9/80 vs. Milwaukee
	5/22/88 at Texas
	5/24/92 at Detroit
	6/4/92 vs. Texas
	9/19/00 vs. Texas
	6/12/03 vs. Colorado
	5/9/06 at Texas
	7/31/06 vs. Texas
	5/21/10 vs. Milwaukee
	5/8/13 at Boston
	8/20/15 at Baltimore

JOSE BERRIOS

HEIGHT/WEIGHT: 6-0/187
BATS/THROWS: R/R
BORN: 5/27/94 in Bayamon, PR
OPENING DAY AGE: 21
RESIDES: Bayamon, PR
ACQUIRED: 1st round (32nd overall), 2012 First-Year Player Draft
M.L. SERVICE: None
CONTRACT STATUS: Signed thru 2016

@JOLAMAKINA

NON-ROSTER INVITE

RHP 68

PERSONAL: Jose Orlando Berrios (pronounced ba-REE-ohs)...wife, Jannieliz...daughter, Valentina (5/15/14)...2012 graduate of Papa Juan XXIII High School, one of four players from that high school to be drafted...named 2011 Underclass High Honorable Mention and 2012 Rawlings Second-Team All-American.

CAREER HIGHLIGHTS: Named Twins second best prospect entering 2016, as well as best curveball, best changeup and best control in Twins system by *Baseball America*...started for the World Team in the SiriusXM Futures Game in consecutive seasons, 2014 at Target Field and 2015 at Great American Ball Park in Cincinnati, pitching 1.0 scoreless inning in each...given 2014 and 2015 Jim Rantz Award for Twins minor league Pitcher of the Year, the first ever back-to-back winner of the award...led all of minor league baseball in strikeouts (175) in 2015...named third best prospect and best control in Twins organization by *Baseball America* entering 2015...also best pitching prospect, best breaking pitch and best changeup in Florida State League by *Baseball America*...named 32nd best prospect in baseball by MLB.com entering 2015...named Midseason All-Star each of last three seasons: 2015 with Double-A Chattanooga, 2014 with Single-A Ft. Myers and 2013 with Single-A Cedar Rapids.

2015:

- Was Twins spring training invite for first time in career; was reassigned to minor league camp March 15 and began season at Double-A Chattanooga.
- Struck out 11 in first start for Double-A Chattanooga April 10 at Montgomery (6.1 IP).
- Named Southern League Pitcher of the Week May 18, making one start at Birmingham, pitching 9.0 shutout innings, allowing two hits with eight strikeouts.
- Named Southern League Midseason All-Star while pitching for Chattanooga.
- Went 8-3, 3.08 ERA (90.2 IP, 31 ER) with 24 walks and 92 strikeouts in 15 starts for the Lookouts and was promoted to Triple-A Rochester July 1.
- Started for the World Team in the SiriusXM Futures Game for the second straight season, July 12 at Great American Ball Park, pitching 1.0 shutout inning with one walk allowed.
- Recorded double-digit strikeouts August 21 at Scranton/Wilkes-Barre (10) and August 26 at Syracuse (12).
- Named Twins minor league Player of the Week August 28, pitching 7.0-shutout innings with three hits allowed, one walk and a season-high 12 strikeouts for the Red Wings.
- Named Twins minor league Pitcher of the Month for August, going 3-2, 2.03 ERA (40.0 IP, 9 ER) with just three walks and 48 strikeouts in six starts for the Red Wings.
- Combined to go 14-5, 2.87 ERA (166.1 IP, 53 ER) with 38 walks and 175 strikeouts in 27 starts between Chattanooga and Rochester.
- Led all of minor league baseball in strikeouts and tied for ninth in wins.
- Named Triple-A All-Star and Minor League All-Star by *Baseball America*.
- Recipient of the Jim Rantz Award as Twins minor league Pitcher of the Year for the second straight season, becoming the first back-to-back winner of the award.
- Named right-handed starting pitcher on MiLB.com Twins organizational All-Star team.
- Named ninth best prospect in both the International League and Southern League by *Baseball America*.
- Ranked second best prospect, best curveball, best changeup and best control on Twins system in *Baseball America*, entering 2016.

MINOR LEAGUE LEADERS

WINS SINCE 2014

PLAYER (ORG.)	WINS
1. Jose Berrios, MIN.	26
2. Terry Doyle, CWS-ATL-BAL	25
Gabriel Arias, CLE-ARI	25
Toru Murata, CLE	25
Ryan Merritt, CLE	25

2014: Began season with Single-A Ft. Myers...set minor league career-high with 13 strikeouts June 1 vs. Tampa (7.0 IP), his third career double-digit strikeout performance and second of season (10, May 19 vs. Daytona); named Florida State League Pitcher of the Week June 2...named Florida State League Pitcher of the Week for second time June 23, making one start, tossing 7.0 shutout innings, allowing one hit, two walks and nine strikeouts, earning the win...named Twins minor league Pitcher of the Month in June, going 4-1, 1.54 ERA (41.0 IP, 7 ER) with 53 strikeouts, five walks and one complete game in six starts...named Florida State League Mid- and Postseason All-Star...started for the World Team in the SiriusXM Futures Game July 13 at Target Field, pitching 1.0 perfect inning...promoted to Double-A New Britain July 7...earned first Double-A win July 24 vs. Portland, allowing one run on three hits in 7.0 innings pitched with one walk and four strikeouts...left a start July 29 with right shoulder tightness and was placed on 7-day disabled list with right shoulder strain August 2; reinstated August 10...promoted to Triple-A Rochester

MINOR LEAGUE LEADERS

ERA SINCE 2014 (MIN. 300 IP)

PLAYER (ORG.)	ERA
1. Tyler Wagner, MIL	2.05
2. Steven Brault, BAL-PIT	2.59
3. Jose Berrios, MIN	**2.82**
4. Josh Turley, DET	2.91
5. Chad Kuhl, PIT	2.97

August 31 and made the start that same day at Pawtucket, allowing six runs on seven hits in 3.0 innings pitched and was dealt the loss...combined to go 12-8, 2.76 ERA (140.0 IP, 43 ER) with 140 strikeouts and 38 walks in 25 starts between all three stops...140 strikeouts were third-most in the organization behind Phil Hughes (186) and Alex Meyer (153) while his 38 walks were tied 11th fewest in the organization...2.76 ERA was the third lowest among Twins minor leaguers and his 12 wins were second most...named right-handed starter on Twins MiLB.com organizational All-Star team...named Perfect Game minor league Second-Team All-Star...recipient of the Jim Rantz Award as Twins minor league Pitcher of the Year...named third best prospect and best control in Twins organization by *Baseball America* entering 2015...also best pitching prospect, best breaking pitch and best changeup in Florida State League by *Baseball America*...named to Florida State League All-Star team, High Class-A All-Star and Second-Team All-Minor Leagues by *Baseball America*...named 32nd best prospect in baseball by MLB.com entering 2015.

2013: Played for Puerto Rico in the World Baseball Classic and made two appearances, going 0-1, 18.00 ERA (2.0 IP, 4 ER) with five hits allowed, one walk and one strikeout in two games...spent entire regular season with Single-A Cedar Rapids...went 2-0, 2.31 ERA (11.2 IP, 3 ER) with 13 strikeouts and two walks in two April starts...named Midwest League Midseason All-Star...named Midwest League Pitcher of the Week August 12, going 1-0, 0.68 ERA (13.1 IP, 1 ER) in two starts...named fifth best prospect in Twins organization by *Baseball America* entering 2014...named 90th best prospect in baseball by MLB.com and 75th best by BaseballProspectus.com entering 2014.

2012: Began season with GCL Twins and struck out 27 batters in 16.2 innings pitched...transferred to Rookie Elizabethton August 7 and struck out 49 batters in 30.2 innings pitched...named Twins minor league Pitcher of the Month for August, going 3-0, 0.90 ERA (20.0 IP, 2 ER) with 29 strikeouts and nine hits allowed in four starts...named Twins minor league Player of the Week August 31, tossing 6.0 shutout innings with one hit allowed and six strikeouts in a win...ranked sixth best prospect in Twins organization by *Baseball America* entering 2013 season.

PROFESSIONAL: Selected by Twins in first compensation round (32nd overall) of 2013 First-Year Player Draft; signed by scout Hector Otero.

BERRIOS' PITCHING RECORD

YEAR	CLUB	W-L	ERA	G	GS	CG	SH	SV	IP	H	R	ER	HR	HB	BB	SO	WP	BK	BAA
2012	GCL Twins	1-0	1.08	8	1	0	0	4	16.2	7	2	2	0	0	3	27	0	0	.121
	Elizabethton	2-0	1.29	3	3	0	0	0	14.0	8	2	2	1	1	1	22	1	0	.163
2013	Cedar Rapids	7-7	3.99	19	19	0	0	0	103.2	105	58	46	6	9	40	100	13	1	.262
2014	Ft. Myers	9-3	1.96	16	16	1	1	0	96.1	78	29	21	4	4	23	109	5	3	.218
	New Britain	3-4	3.54	8	8	1	0	0	40.2	33	17	16	2	2	12	28	1	1	.226
	Rochester	0-1	18.00	1	1	0	0	0	3.0	7	6	6	0	0	3	3	0	0	.438
2015	Chattanooga	8-3	3.08	15	15	1	1	0	90.2	77	32	31	6	5	24	92	0	0	.232
	Rochester	6-2	2.62	12	12	0	0	0	75.2	59	24	22	6	6	14	83	4	1	.212
Minor League Totals		**36-20**	**2.98**	**82**	**75**	**3**	**2**	**4**	**440.2**	**374**	**170**	**146**	**25**	**27**	**120**	**464**	**24**	**6**	**.228**

BUDDY BOSHERS

HEIGHT/WEIGHT: 6-3/205
BATS/THROWS: L/L
BORN: 5/9/88 in Huntsville, AL
OPENING DAY: 27
RESIDES: Huntsville, AL
ACQUIRED: Signed as minor league free agent, 12/14/15
M.L. SERVICE: 51 days
CONTRACT STATUS: Signed thru 2016

LHP 72

NON-ROSTER INVITE

2015		GAME HIGHS	CAREER	
IP: - -	**Walks:** - -		**IP:** 1.0, 8x, last 9/20/13 vs. SEA	**Walks:** 1, 8x, last 9/23/13 vs. OAK
SO: - -	**CG:** - -		**SO:** 2, 2x, last 9/209/13 vs. SEA	**CG:** - -
Win-Streak: - -	**Low-Hit:** - -		**Win-Streak:** - -	**Low-Hit:** - -

PERSONAL: Jeffrey Alan Boshers (pronounced bo-SHEERS)...attended Lee High School in Huntsville, AL and Calhoun Community College.

2015:

- Spent entire season with Somerset Patriots of the Independent Atlantic League.
- Went 3-1, 1.00 ERA (54.0 IP, 6 ER) with 14 walks, 71 strikeouts and one home run allowed for the Patriots.
- Ranked second in the Atlantic League in ERA and strikeouts-per-9.0 IP (11.8), and fifth in lowest WHIP (0.98).
- Named Atlantic League Reliever of the Year.

2014: Split season between Triple-A Salt Lake and Double-A Arkansas (Los Angeles-AL), going 4-4, 3.28 ERA (74.0 IP, 27 ER) with 40 walks and 82 strikeouts in 40 appearances combined...began season at Salt Lake and pitched in 11 games...went 1-0, 6.23 ERA (13.0 IP, 9 ER) for the Bees... transferred to Arkansas May 13, spent the rest of the year with them...went 2-3 with a 2.66 ERA (61.0 IP, 18 ER) in 29 games (8 starts) for the Travelers...allowed just one home run over 61.0 innings at Arkansas.

2013: Began season with Double-A Arkansas (Los Angeles-AL) and went 3-2 with one save and a 3.14 ERA (28.2 IP, 10 ER) in 28 relief appearances for the Travelers...promoted to Triple-A Salt Lake June 22...made 16 appearances for Salt Lake and went 1-0, 3.66 ERA (19.2 IP, 8 ER) with one save, 12 walks and 26 strikeouts...had contract selected by Angels August 10 and made major league debut that night at Progressive Field in Cleveland... struck out his only batter faced (Jason Kipnis) and became the sixth player in Angels history to fan the only batter faced during major league debut.

2012: Split the season between Single-A Inland Empire and Double-A Arkansas (Los Angeles-AL) and went 5-2, 2.98 ERA (63.1 IP, 21 ER) with 21 walks and 75 strikeouts in 45 games between both levels combined...pitched for Scottsdale in the Arizona Fall League, going 0-1, 10.12 ERA (2.2 IP, 3 ER) in five games.

2011: Spent entire season with Single-A Inland Empire (Los Angeles-AL) and went 2-5, 4.30 ERA (75.1 IP, 36 ER) in 43 games (4 starts) marking only season as a professional with a losing record.

2010: Spent entire season with Single-A Cedar Rapids (Los Angeles-AL), going 3-0, 4.31 ERA (77.1 IP, 37 ER) with five strikeouts in 36 games (7 starts).

2009: Split season between Triple-A Salt Lake, Rookie Orem and Single-A Cedar Rapids (Los Angeles-AL), combining to go 5-2, 4.37 ERA (57.2 IP, 28 ER) with 15 walks and 51 strikeouts in 13 games (11 starts) for the three clubs.

2008: Made professional debut with Rookie Orem (Los Angeles-AL) and went 5-0, 2.68 ERA (57.2 IP, 28 ER) in 13 games (12 starts) for the Owlz... named Pioneer League Pitcher of the Week August 18.

PROFESSIONAL: Selected by Los Angeles-AL in fourth round of 2008 First-Year Player Draft; signed by Jim Bryant.

BOSHERS' PITCHING RECORD

YEAR	CLUB	W-L	ERA	G	GS	CG	SH	SV	IP	H	R	ER	HR	HB	BB	SO	WP	BK	BAA
2008	Orem	5-0	2.68	13	12	0	0	0	50.1	43	24	15	1	1	22	43	4	1	.221
2009	Orem	2-1	2.55	5	5	0	0	0	24.2	24	11	7	2	0	8	23	0	0	.247
	Cedar Rapids	3-1	5.97	6	6	1	0	0	31.2	31	21	21	5	1	7	27	0	0	.254
	Salt Lake	0-0	0.00	2	0	0	0	0	1.1	1	0	0	0	0	0	1	0	0	.200
2010	Cedar Rapids	3-0	4.31	36	7	1	0	0	77.1	84	44	37	5	3	20	75	4	0	.270
2011	Inland Empire	2-5	4.30	43	4	0	0	1	75.1	88	43	36	7	1	41	61	5	0	.299
2012	Inland Empire	4-2	2.52	26	0	0	0	1	39.1	30	15	11	4	0	16	48	1	0	.201
	Arkansas	1-0	3.75	19	0	0	0	0	24.0	28	10	10	3	1	5	27	2	0	.292
2013	Arkansas	3-2	3.14	28	0	0	0	1	28.2	20	12	10	1	0	13	35	3	1	.196
	Salt Lake	1-0	3.66	16	0	0	0	1	19.2	18	11	8	1	0	12	26	3	1	.247
	LOS ANGELES-AL	**0-0**	**4.70**	**25**	**0**	**0**	**0**	**0**	**15.1**	**13**	**8**	**8**	**0**	**1**	**8**	**13**	**0**	**0**	**.241**
2014	Arkansas	2-3	2.66	29	8	0	0	0	61.0	47	21	18	1	1	27	70	10	0	.211
	Salt Lake	1-0	6.23	11	0	0	0	0	13.0	10	9	9	1	0	13	12	0	0	.227
2015	Somerset (Ind.)	3-1	1.00	52	0	0	0	1	54.0	39	9	6	1	1	14	71	5	0	.---
Independent League Totals		**3-1**	**1.00**	**52**	**0**	**0**	**0**	**1**	**54.0**	**39**	**9**	**6**	**1**	**1**	**14**	**71**	**5**	**0**	**.---**
Minor League Totals		**27-14**	**3.67**	**234**	**42**	**2**	**0**	**4**	**446.1**	**424**	**221**	**182**	**31**	**8**	**184**	**448**	**32**	**3**	**.248**
Major League Totals		**0-0**	**4.70**	**25**	**0**	**0**	**0**	**0**	**15.1**	**13**	**8**	**8**	**0**	**1**	**8**	**13**	**0**	**0**	**.241**

BOSHERS' CAREER FIELDING RECORD

POSITION	PCT	G	PO	A	E	TC	DP	PB
Pitcher	1.000	25	1	4	0	5	0	—

HOW TO FIGURE...

BATTING AVERAGE: Divide the number of safe hits by the total number of at-bats (at-bats do not include walks, sacrifices, hit by pitch, or times awarded first on obstruction or interference).

SLUGGING PERCENTAGE: Divide the total bases of all safe hits by the total number of at-bats.

ON-BASE PERCENTAGE: Add the total number of hits, walks and hit by pitch and divide by the total of at-bats, walks, hit-by-pitches and sacrifice flies.

EARNED RUN AVERAGE: Multiply the total number of earned runs by nine, then divide the result by the number of innings pitched.

FIELDING AVERAGE: Divide the total putouts and assists by the total of putouts, assists and errors (total chances).

CONSECUTIVE HITTING STREAKS: A consecutive hitting streak shall not be terminated if the plate appearance results in a base on balls, hit batsman, defensive interference, or a sacrifice bunt. A sacrifice fly shall terminate the streak.

WON-LOST PERCENTAGE: Divide the number of games won by the total number of games played.

BUCK BRITTON

HEIGHT/WEIGHT: 6-0/170
BATS/THROWS: L/R
BORN: 5/16/86 in Panorama City, CA
OPENING DAY: 29
RESIDES: Weatherford, TX
ACQUIRED: Signed as minor league free agent, 12/9/15
M.L. SERVICE: None
CONTRACT STATUS: Signed thru 2016

INF 32

@BUCKINHERE

NON-ROSTER INVITE

PERSONAL: Buchanan Clyde Britton...attended Weatherford (TX) High School...attended Lubbock Christian University (TX)...older brother Zach was a third-round pick of the Baltimore Orioles in 2006 and is currently a Baltimore reliever.

2015:

- Played first season with Los Angeles-NL organization, signing December 4, 2014 and spent entire season with Triple-A Oklahoma City.
- Hit .333 (24-for-72) with two home runs, 13 RBI, nine walks and a .402 on-base percentage in 21 April games for Oklahoma City.
- Hit third career grand slam May 28 at Salt Lake.
- Placed on 7-day disabled list August 9 with a left shoulder contusion; reinstated August 20.
- Hit .282 (73-for-259) against right-handed pitching and .222 (28-for-126) against left-handed pitching at Oklahoma City.
- Hit .292 (31-for-106) post-All-Star break and .251 (70-for-279) pre-All-Star break at Oklahoma City.
- Played 88 games (82 starts) at third base for Oklahoma City, 10 at second base (all starts) and nine in the outfield (7 starts)...committed eight total errors, five at third base and three at second base.
- Tied for third on Oklahoma City in games (117) and fourth in stolen bases (11).
- Played two games for Escogido in the Dominican Winter League.

2014: Split the season between Double-A Bowie and Triple-A Norfolk (Baltimore), combining to hit .289 (132-for-457) with 26 doubles, 15 home runs, and 67 RBI in 120 games...started and ended the season with Bowie, with a stint at Norfolk from May 4-July 27...his 15 combined home runs were a career-high...combined to hit .388 (45-for-116) with runners in scoring position and hit .307 (97-for-316) against right-handed pitchers...played for the Leones del Escogido in the Dominican Winter League, hitting .271 with four home runs and 16 RBI in 30 games.

2013: Split season between Double-A Bowie and Triple-A Norfolk (Baltimore)...hit second career grand slam May 17 vs. Lehigh Valley...set a career-high with a 21-game hitting streak June 4-25, hitting .350 (28-for-80) with a home run and nine RBI during the streak...the 21-game stretch was the longest streak in the International League in 2013 and tied for the third-longest streak in Tides franchise history, three games shy of the franchise record of 24 games set by Gregg Jefferies in 1988...selected as a MiLB.com Baltimore organizational All-Star...played for La Guaira in the Venezuelan Winter League.

2012: Split season between Double-A Bowie and Triple-A Norfolk (Baltimore)...placed on 7-day disabled list with a left oblique strain April 18-May 8...hit first career grand slam August 17 at Trenton...named Midseason Double-A Eastern League All-Star, hitting .294 with nine homers and 54 RBI in 99 games with Bowie...combined to hit .289 (112-for-387) with 23 doubles, nine home runs and 54 RBI in 102 games...played for Escogido in the Dominican Winter League.

2011: Split season between Single-A Frederick and Double-A Bowie (Baltimore), hitting .297 (105-for-353) with 28 doubles, three triples, six home runs and 63 RBI in 107 games...selected as a MiLB.com Baltimore organization All-Star

2010: Split season between Single-A Frederick and Triple-A Norfolk (Baltimore), hitting a combined .253 (89-for-352) with 16 doubles, two triples, five home runs and 48 RBI in 104 games.

2009: Split the season between four levels of Baltimore's organization: Single-A Aberdeen, Single-A Delmarva, Single-A Frederick and Double-A Bowie, combining to hit .257 (27-for-105) with six doubles, one home run and eight RBI in 34 games...hit first professional home run June 28 at Staten Island.

2008: Spent first professional season with Rookie Bluefield (Baltimore), hitting .289 (43-for-149) in 47 games.

PROFESSIONAL: Selected by Baltimore in 35th round of 2008 First-Year Player Draft.

BRITTON'S PLAYING RECORD

YEAR	CLUB	AVG	G	AB	R	H	2B	3B	HR	RBI	SH	SF	HBP	BB	SO	SB	CS	E	OBP
2008	Bluefield	.289	47	149	19	43	5	0	0	14	3	2	1	20	20	3	1	6	.372
2009	Bowie	.000	1	3	0	0	0	0	0	0	0	0	0	0	0	0	0	0	.000
	Delmarva	.455	3	11	1	5	2	0	0	1	0	0	0	0	1	0	0	0	.455
	Aberdeen	.241	17	54	4	13	3	0	1	5	3	0	1	3	9	1	2	1	.293
	Frederick	.243	13	37	3	9	1	0	0	2	1	0	0	2	7	2	1	0	.282
2010	Frederick	.260	99	334	35	87	16	2	5	48	3	2	5	22	54	2	4	16	.314
	Norfolk	.111	5	18	1	2	0	0	0	0	0	0	0	1	3	1	0	0	.158
2011	Frederick	.341	25	91	9	31	9	0	3	30	0	0	1	8	7	1	1	4	.400
	Bowie	.282	82	262	40	74	19	3	3	33	4	4	5	19	40	5	2	11	.338
2012	Norfolk	.100	3	10	0	1	0	0	0	0	0	0	0	0	3	0	0	0	.100
	Bowie	.294	99	377	54	111	23	1	9	54	4	2	1	37	60	5	5	3	.357
2013	Bowie	.291	61	247	38	72	12	3	8	52	2	2	0	19	34	5	1	8	.340
	Norfolk	.255	62	220	19	56	10	0	5	27	0	3	3	17	32	1	1	2	.313
2014	Norfolk	.254	60	205	24	52	12	1	8	35	0	4	2	15	33	0	0	10	.305
	Bowie	.317	61	252	46	80	14	1	7	32	1	1	3	22	23	3	1	9	.378
2015	Oklahoma City	.262	117	385	43	101	14	4	7	49	0	2	1	27	52	11	5	8	.311
Minor League Totals		**.278**	**755**	**2655**	**336**	**737**	**140**	**15**	**56**	**382**	**21**	**22**	**23**	**212**	**378**	**40**	**24**	**78**	**.334**

TWINS DESIGNATED HITTER HISTORY BY YEAR

YEAR	AVG	AB	R	H	2B	3B	HR	RBI	BB	SO
1973	.273	660	82	180	21	0	19	100	59	67
1974	.257	653	71	168	17	2	20	84	51	67
1975	.256	609	80	156	13	1	16	70	62	77
1976	.267	632	94	169	25	1	12	90	69	91
1977	.260	611	76	159	29	1	12	81	67	96
1978	.268	630	58	169	31	4	11	86	47	79
1979	.263	617	65	162	19	3	10	82	58	82
1980	.264	607	83	160	33	3	13	78	55	84
1981	.208	414	33	86	14	0	5	37	35	56
1982	.245	616	74	151	27	4	18	84	45	89
1983	.266	613	79	163	37	6	17	83	47	62
1984	.234	610	75	143	29	2	12	71	56	94
1985	.255	608	82	155	39	3	19	85	70	80
1986	.268	615	84	165	27	5	27	78	71	100
1987	.265	585	69	155	28	3	18	70	65	99
1988	.262	568	62	149	36	1	12	85	85	74
1989	.292	593	82	173	40	0	9	59	65	77
1990	.274	580	65	159	34	2	8	64	62	94
1991	.283	590	**98**	167	36	3	**31**	101	**98**	127
1992	.271	591	82	160	33	2	12	80	91	104
1993	.273	641	82	175	35	2	17	78	53	106
1994	.253	451	50	114	21	4	14	67	42	82
1995	.293	569	75	167	28	0	19	81	46	123
1996	**.332**	**665**	**98**	**221**	**41**	**9**	10	**110**	64	79
1997	.290	624	69	181	37	5	11	104	47	104
1998	.279	620	85	173	35	6	5	83	54	62
1999	.259	572	79	148	35	5	14	82	67	123
2000	.269	587	79	158	35	0	13	85	58	116
2001	.260	577	86	150	36	5	23	81	67	126
2002	.245	597	75	146	**41**	2	24	89	50	138
2003	.273	600	83	164	40	0	19	96	57	146
2004	.276	583	74	161	29	2	18	83	67	117
2005	.249	586	71	146	18	5	17	73	60	123
2006	.258	574	66	148	30	2	9	63	44	99
2007	.268	560	63	150	38	2	10	76	58	82
2008	.268	579	87	155	29	6	19	94	67	123
2009	.292	596	83	174	33	1	22	99	69	117
2010	.264	553	90	146	25	3	**31**	107	94	132
2011	.245	564	68	138	26	0	26	96	70	135
2012	.253	569	78	144	33	6	18	95	70	128
2013	.214	593	64	127	33	0	14	54	61	**165**
2014	.261	589	78	154	28	2	24	101	52	162
2015	.251	554	77	139	27	2	21	82	73	178
TOTALS	**.265**	**25,405**	**3,254**	**6,728**	**1,301**	**115**	**699**	**3,547**	**2,648**	**4,465**

RED indicates team-highs

NICK BURDI

HEIGHT/WEIGHT: 6-5/220
BATS/THROWS: R/R
BORN: 1/19/93 in Hinsdale, IL
OPENING DAY AGE: 23
RESIDES: Downers Grove, IL
ACQUIRED: 2nd round (46th overall), 2014 First-Year Player Draft
M.L. SERVICE: None
CONTRACT STATUS: Signed thru 2016

@NICKYBURDI19

NON-ROSTER INVITE

RHP 77

PERSONAL: Nicholas Edward Burdi (pronounced BURR-dee)...2011 graduate of Downers Grove (IL) South High School, where he was a three-year letterwinner in baseball...ranked by Perfect Game USA as one of the top 50 players in the nation in the class of 2011...named Most Valuable Player for the East Team at the 2010 Under Armour All-American Game...earned All-American, All-State and All-Conference honors and was 22-2 in his high school career...as a senior in 2011, he went 7-1 with a 1.21 ERA and 70 strikeouts...as junior in 2010, went 9-0 with a 0.89 ERA, two saves and 90 strikeouts...also earned two letters in football as a quarterback.

2015:

- Began second professional season with Double-A Chattanooga.
- Posted a 5.93 ERA (30.1 IP, 20 ER) with 22 walks and 33 strikeouts in 22 games for the Lookouts to begin the season before being transferred to Single-A Ft. Myers June 30.
- 11 of 13 appearances for the Miracle were scoreless, recording 29 strikeouts and three walks in 20.0 innings in those 13, and was promoted back to Chattanooga August 13.
- Combined to record 83 strikeouts and 35 walks in 43 games between both levels; recorded multiple strikeouts in 27 of 43 appearances.
- Held right-handed hitters to a .179 (25-for-140) average at both levels combined, while left-handed batters hit .293 (27-for-92).
- Pitched for Scottsdale in the Arizona Fall League, pitching 8.0 shutout innings with two hits allowed, one walk and 11 strikeouts in eight games.
- Ranked 10th best prospect in Twins system by *Baseball America*, entering 2016.

2014: Split his first professional season between Single-A affiliates Cedar Rapids and Ft. Myers...allowed six runs in first six appearances with Cedar Rapids but allowed no runs on four hits in next seven appearances (8.0 IP) before being promoted to Ft. Myers August 12...combined to record 38 strikeouts with 10 walks in 20.1 innings between both levels...ranked as having the best fastball in the Midwest League, and best fastball and best slider in the Twins system according to *Baseball America*'s Best Tools survey...named Twins seventh best prospect entering 2015 by *Baseball America*.

AMATEUR CAREER: Pitched three seasons for University of Louisville from 2012-14, going 7-6, 1.80 ERA (95.0 IP, 19 ER) with 33 walks, 141 strikeouts and 34 saves in 74 career games (3 starts)...holds Louisville single-season (18 in 2014) and career records (34) in saves...named Golden Spikes Award finalist in 2014 after posting an 0.49 ERA (37.0 IP, 2 ER) with 10 walks, 65 strikeouts and 18 saves in 32 games as a junior in 2014...named 2014 NCBWA Stopper of the Year, First-Team Louisville Slugger All-America, First-Team NCBWA All-America, First-Team Perfect Game All-America, First-Team ABCA All-America, First-Team All-America Conference selection, and Golden Spikes Award 30-man Watch List...named 2013 First-Team Perfect Game All-America, Second-Team NCBWA All-America and First-Team All-Big East...ranked 31st overall prospect entering the draft by MLB.com and 36th overall by *Baseball America*.

PROFESSIONAL: Selected by Twins in second round (46th overall) of 2014 First-Year Player Draft; signed by scout Alan Sandberg...originally selected by Twins in 24th round of 2011 Draft.

BURDI'S PITCHING RECORD

YEAR	CLUB	W-L	ERA	G	GS	CG	SH	SV	IP	H	R	ER	HR	HB	BB	SO	WP	BK	BAA
2014	Cedar Rapids	0-0	4.15	13	0	0	0	4	13.0	8	6	6	0	0	8	26	2	0	.174
	Ft. Myers	2-0	0.00	7	0	0	0	1	7.1	5	0	0	0	1	2	12	2	0	.208
2015	Ft. Myers	2-2	2.25	13	0	0	0	2	20.0	12	7	5	1	0	3	29	5	1	.179
	Chattanooga	3-4	4.53	30	0	0	0	2	43.2	40	25	22	3	1	32	54	3	0	.242
Minor League Totals		**7-6**	**3.54**	**63**	**0**	**0**	**0**	**9**	**84.0**	**65**	**38**	**33**	**4**	**2**	**45**	**121**	**12**	**1**	**.215**

BYRON BUXTON

HEIGHT/WEIGHT: 6-2/189
BATS/THROWS: R/R
BORN: 12/18/93 in Baxley, GA
OPENING DAY AGE: 22
RESIDES: Baxley, GA
ACQUIRED: 1st round (2nd overall), 2012 First-Year Player Draft
M.L. SERVICE: 113 days
CONTRACT STATUS: Signed thru 2016

@OFFICIALBUCK103

OF 25

2015		GAME HIGHS	CAREER	
Hits: 3, 6/22 vs. CWS	**HR:** 1, 2x, last 9/30 at CLE		**Hits:** 3, 6/22/15 vs. CWS	**HR:** 1, 2x, last 9/30/15 at CLE
RBI: 2, 2x, last 9/30 at CLE	**Grand Slam:** - -		**RBI:** 2, 2x, last 9/30/15 at CLE	**Grand Slam:** - -
Hit-Streak: 3, 2x, last 8/20-22	**SB:** 1, 2x, last 9/8 at KC		**Hit-Streak:** 3, 2x, last 8/20-22/15	**SB:** 1, 2x, last 9/8/15 at KC

PERSONAL: Byron Keion Buxton...son, Brixton Scott (12/6/13)...2012 graduate of Appling County (GA) High School...ranked top high school prospect in the country at the time of the MLB First-Year Player Draft by *Baseball America*...named 2011-12 Gatorade Georgia Player of the Year, leading Appling County High School to the Georgia Class AA State Championship in 2012...named First-Team Rawlings Preseason All-American after hitting .513 with 17 doubles, three home runs, 35 RBI and 38 stolen bases during senior season; as a pitcher, went 10-1 with five saves and 154 strikeouts in 81.0 innings pitched...struck out 18 batters in 7.0 innings pitched in the deciding game of the Georgia Class AA State Championship Series...selected to play in the Under Armour All-American Game in 2011...played football and was an All-State defensive back and receiver as a senior and All-Region as a quarterback as a junior...participated in Twins Winter Caravan in 2016.

CAREER HIGHLIGHTS: Named Twins top prospect entering 2016, as well as best hitter for average, fastest baserunner, best athlete, best defensive outfielder and best outfield arm in Twins system by *Baseball America*...named Twins top prospect entering 2015, as well as best hitter for average, fastest baserunner, best athlete, best defensive outfielder and best outfield arm in the Twins system by *Baseball America*...named top prospect in baseball by MLB.com entering 2015...named 2013 Most Valuable Player and Prospect of the Year in the Midwest League by *Baseball America*... awarded with 54th annual J.G. Taylor Spink Award as Topps/Minor League Baseball's Player of the Year in 2013...named 2013 Minor League Player of the Year by *Baseball America*...given 2013 Sherry Robertson Award as Twins minor league Player of the Year...named top prospect, best hitter for average, fastest baserunner, best athlete, best defensive outfielder and best outfield arm in Twins system by *Baseball America* entering 2014... selected to play for the U.S. in the 2013 SiriusXM All-Star Futures Game at Citi Field.

2015:

- Was an invite to Twins spring training for second straight season and was reassigned to minor league camp March 15.
- Began season with Double-A Chattanooga.
- Recorded season-high four hits April 13 at Montgomery, hitting two singles, a double and a triple.
- Named Twins minor league Player of the Week May 3, hitting .423 (11-for-26) with one double, one home run, six RBI, nine runs scored, six walks and four stolen bases.
- Hit second professional grand slam May 19 vs. Montgomery.
- Hit .364 (32-for-88) with a .447 on-base percentage from May 19-June 12, including an eight-game hitting streak June 5-12, and had his contract selected by Minnesota June 14.
- Named Southern League All-Star, but did not play in game due to promotion to Minnesota.
- Made major league debut June 14 at Texas, starting in centerfield and batting ninth, going 0-for-4 with a run scored, the game-winning run in the ninth inning in a 4-3 Twins win.
- Recorded first major league hit, June 15 at St. Louis, tripling off John Lackey; became the fourth Twin to ever triple for first major league hit, joining Jorge Polanco (June 27, 2014), Jimmie Hall (April 16, 1963) and Bernie Allen (April 10, 1962).
- Recorded first career stolen base June 21 vs. Chicago-NL.
- Recorded first career three-hit game June 22 vs. Chicago-AL, including three runs scored and first career double.
- Placed on 15-day disabled list June 26 with a left thumb sprain, an injury he suffered on June 23 vs. Chicago-AL, attempting to steal second base...returned from rehab at Triple-A Rochester and officially optioned there August 10.
- Named International League Player of the Week August 10-16, hitting .400 (14-for-35) with one triple, one home run, four RBI and seven runs scored in eight games.
- Recalled by Minnesota August 20 when the Twins placed Aaron Hicks on the disabled list.
- Recorded first career RBI August 22 at Baltimore, singling in Torii Hunter.

- Hit first career home run September 27 at Detroit, a solo shot off Jose Valdez.
- Named an outfielder on MiLB.com Twins organizational All-Star team.
- Named second best prospect in the Southern League by *Baseball America* (teammate Miguel Sano ranked first).
- Ranked top prospect, best hitter for average, fastest baserunner, best athlete, best defensive outfielder and best outfield arm in Twins system by *Baseball America*, entering 2016.

2014: Played in first career Twins spring training and was reassigned to minor league camp March 9, reporting to Single-A Ft. Myers...began season on 7-day disabled list with a sprained left wrist after diving for a fly ball in a minor league spring training game March 16; reinstated May 4...played in just five regular season games for the Miracle and was placed back on DL May 9 after re-aggravating his wrist diving for a fly ball; reinstated July 6...hit .324 (11-for-34) against left-handed pitching and .207 (18-for-87) off right-handers at Ft. Myers...promoted to Double-A New Britain August 12...played one game for the Rock Cats in centerfield August 13 vs. Bowie; in that game collided with rightfielder Mike Kvasnicka, both diving for a ball, and Buxton suffered a concussion...placed on 7-day disabled list August 14, ending his season...played for Salt River in Arizona Fall League, hitting .263 (15-for-57) in 13 games; dove for a ball October 27 and fractured left middle finger ending his AFL season...named an outfielder on the AFL Top Prospect Team...named Twins top prospect, best hitter for average, fastest baserunner, best athlete, best defensive outfielder and best outfield arm in the Twins system by *Baseball America* entering 2015...named top prospect in baseball by MLB.com entering 2015.

2013: Began season with Single-A Cedar Rapids...reached base safely in first 29 games April 4-May 8, posting a .485 on-base percentage in that span...named Twins minor league Player of the Month for April, hitting .392 (31-for-79) with five doubles, three triples, four home runs, 21 RBI, 25 runs scored and nine stolen bases in 22 games...hit first professional grand slam May 16 vs. Burlington...recorded first professional five-hit game June 5 vs. Quad Cities, going 5-for-6 with a double and two triples...named Twins minor league Player of the Week June 14, hitting .406 (13-for-32) with three doubles, nine RBI and six runs scored in seven games...named a Midwest League Midseason All-Star...ranked top prospect in baseball at midseason by *Baseball America* and MLB.com...selected to play for the U.S. in the SiriusXM All-Star Futures Game at Citi Field in New York, going 0-for-2 with two strikeouts off the bench...promoted to Single-A Ft. Myers June 24...named Florida State League Player of the Week July 29, hitting .333 (10-for-30) with three triples, three home runs, six RBI, eight runs scored and six walks in seven games for the Miracle...hit safely in season-high 14 straight games August 5-21...named Twins minor league Player of the Month for August, hitting .402 (35-for-87) with 20 walks, 16 stolen bases, 21 runs scored and a .523 on-base percentage in 26 games...also named August Player of the Month by Topps...combined to hit .334 (163-for-488) with 19 doubles, 18 triples, 12 home runs, 77 RBI, 109 runs scored and 55 stolen bases in 125 games between both levels...led all minor league full-season players in triples (18), second in runs scored (109), tied for sixth in OPS (.944), 10th in hits (163) and 12th in stolen bases (55)...named Postseason All-Star, Most Valuable Player and Prospect of the Year in the Midwest League by *Baseball America*...awarded with 54th annual J.G. Taylor Spink Award as Topps/Minor League Baseball's Player of the Year; at 19-years-old, he joined Mike Trout (2010), Delmon Young (2005) and Andruw Jones (1996) as only players to win the award as teenager...named to Topps/Minor League Baseball's Class-A All-Star Team...named Minor League Player of the Year by *Baseball America* after being named Minor League All-Star, High Class-A All-Star, Low-Class A Player of the Year and Low Class-A All-Star by same publication...was given the Sherry Robertson Award as Twins minor league Player of the Year...played in 12 games in the Arizona Fall League with Glendale Desert Dogs, hitting .212 (11-for-52) with one double, three home runs, eight RBI and 10 runs scored before being shutdown with a right shoulder strain...named to West Division Fall Stars Team...ranked number one in the Top 20 AFL Prospect List by *Baseball America*...named to AFL Top Prospects Team...named an outfielder on MiLB.com Twins organizational All-Star team...named top prospect, best hitter for average, fastest baserunner, best athlete, best defensive outfielder and best outfield arm in Twins system by *Baseball America* entering 2014.

2012: Began professional career with GCL Twins...hit first professional home run July 7 vs. GCL Red Sox...promoted to Rookie Elizabethton August 7...hit .395 (15-for-38) in final 10 games for E-Town...ranked top prospect in Gulf Coast League by *Baseball America*...ranked 10th best prospect in Appalachian League by *Baseball America*...ranked second best prospect in Twins organization by *Baseball America* entering 2013...ranked 19th best prospect in baseball by MLB.com and 10th best by *Baseball America* entering 2013.

PROFESSIONAL: Selected by Twins second overall in first round of 2012 First-Year Player Draft, the highest Twins draft pick since selecting Joe Mauer with the number one pick in the 2001 draft...was just the third second overall pick in Twins history, previous two being right-handed pitcher Adam Johnson in 2000 and first baseman Travis Lee in 1996...signed by scout Jack Powell.

BUXTON'S PLAYING RECORD

YEAR	CLUB	AVG	G	AB	R	H	2B	3B	HR	RBI	SH	SF	HBP	BB	SO	SB	CS	E	OBP
2012	GCL Twins	.216	27	88	17	19	4	3	4	14	0	0	3	11	26	4	3	2	.324
	Elizabethton	.286	21	77	16	22	6	1	1	6	0	0	2	8	15	7	0	2	.368
2013	Cedar Rapids	.341	68	270	68	92	15	10	8	55	3	3	1	44	56	32	11	1	.431
	Ft. Myers	.326	57	218	41	71	4	8	4	22	0	1	2	32	49	23	8	1	.415
2014	Ft. Myers	.240	30	121	19	29	4	2	4	16	0	0	3	10	33	6	2	0	.313
	New Britain	.000	1	3	0	0	0	0	0	0	0	0	0	0	3	0	0	0	.000
2015	Chattanooga	.283	59	237	44	67	7	12	6	37	0	4	1	26	51	20	2	2	.351
	Rochester	.400	13	55	11	22	3	1	1	8	0	0	0	4	12	2	1	0	.441
	MINNESOTA	**.209**	**46**	**129**	**16**	**27**	**7**	**1**	**2**	**6**	**2**	**0**	**1**	**6**	**44**	**2**	**2**	**0**	**.250**
Minor League Totals		**.301**	**276**	**1069**	**216**	**322**	**43**	**37**	**28**	**158**	**3**	**8**	**12**	**135**	**245**	**94**	**27**	**8**	**.383**
Major League Totals		**.209**	**46**	**129**	**16**	**27**	**7**	**1**	**2**	**6**	**2**	**0**	**1**	**6**	**44**	**2**	**2**	**0**	**.250**

BUXTON'S CAREER FIELDING RECORD

POSITION	PCT	G	PO	A	E	TC	DP	PB
Outfield	1.000	44	115	2	0	117	0	—

JUAN CENTENO

HEIGHT/WEIGHT: 5-9/195
BATS/THROWS: L/R
BORN: 11/16/89 in Arecibo, PR
OPENING DAY AGE: 26
RESIDES: Arecibo, PR
ACQUIRED: Signed as minor league free agent, 11/30/15
M.L. SERVICE: 105 days
CONTRACT STATUS: Signed thru 2016

C 80

NON-ROSTER INVITE

2015		GAME HIGHS	CAREER	
Hits: 1, 5/17 at NYM	**HR:** - -		**Hits:** 2, 3x, last 5/25/14 vs. ARI	**HR:** - -
RBI: - -	**Grand Slam:** - -		**RBI:** 2, 5/18/14 at WAS	**Grand Slam:** - -
Hit-Streak: 1, 5/17	**SB:** - -		**Hit-Streak:** 3, 5/18-25/14	**SB:** - -

PERSONAL: Juan C. Centeno (pronounced sen-TEN-yo)...graduated from Antonio Luccheti High School in Arecibo, PR.

2015:

- Started season with Triple-A Colorado Springs in Milwaukee's organization, his first season outside New York-NL organization after being claimed off waivers October 31, 2014.
- Played in eight games for the Sky Sox before being recalled by Milwaukee April 21.
- Played 10 games for the Brewers, going 1-for-21 and was optioned back to Colorado Springs June 1.
- Placed on 7-day disabled list June 16, with right wrist contusion; reinstated June 23...played in one game for Sky Sox and placed back on DL with left hip strain; reinstated July 3.
- Hit safely in season-high 11 straight for Sky Sox August 9-25, hitting .459 (17-for-37) with three doubles, one triple and 11 RBI during the span.
- Hit .304 (38-for-125) against right-handed pitching for Colorado Springs, and .275 (14-for-51) against left-handed pitching.
- Declared free agency November 6; signed by Minnesota as minor league free agent November 30.

2014: Split season between Double-A Binghamton, Triple-A Las Vegas and New York-NL...had two stints with the Mets, May 15-28 and September 1 through end of season...Mets pitchers posted a 3.86 ERA (70.0 IP, 30 ER) when he caught...played 10 games for the Mets, nine at catcher (8 starts)...both of his RBI for the Mets came on May 18 at Washington...claimed off waivers by Milwaukee on October 31...played for San Juan in the Puerto Rican Winter League.

2013: Spent most of the season at Triple-A Las Vegas (New York-NL), where he hit .305 (65-for-213) with 28 RBI in 67 games...also appeared in six games at Double-A Binghamton...contract selected by Mets September 9...made major league debut September 18 vs. San Francisco, going 2-for-4 with an RBI; recorded first major league hit, singling off Matt Cain...Mets pitchers posted a 2.42 ERA (26.0 IP, 7 ER) when he caught...played for Gigantes de Carolina in the Puerto Rican Winter League.

2012: Spent entire season with Double-A Binghamton (New York-NL), hitting .285 (80-for-281) with 12 doubles, two triples and 35 RBI in 79 games...played in 30 games for Manati in the Puerto Rican Winter League.

2011: Spent entire season with Single-A St. Lucie (New York-NL), hitting .318 (50-for-157) with one home run and 11 RBI in 52 games...played for the Peoria Javelinas in the Arizona Fall League, hitting .234 (11-for-47) with three doubles and five RBI in 14 games.

2010: Split season between Single-A Brooklyn, Single-A St. Lucie and Double-A Binghamton (New York-NL), combining to hit .320 (40-for-125) with eight doubles, one triple, one home run and 11 RBI in 44 games...hit first professional home run, with Brooklyn July 8 vs. State College, a three-run shot.

2009: Spent season with Single-A Brooklyn (New York-NL), hitting .164 (18-for-110) in 32 games.

2008: Spent second consecutive season with GCL Mets (New York-NL), hitting .220 (13-for-59) in 23 games...played three games for Gigantes de Carolina in the Puerto Rican Winter League.

2007: Spent first professional season with GCL Mets, hitting .146 (6-for-41) in 12 games.

PROFESSIONAL: Selected by New York-NL in 32nd round of 2007 First-Year Player Draft; signed by scout Junior Roman.

CENTENO'S PLAYING RECORD

YEAR	CLUB	AVG	G	AB	R	H	2B	3B	HR	RBI	SH	SF	HBP	BB	SO	SB	CS	E	OBP
2007	GCL Mets	.146	12	41	4	6	0	0	0	2	0	0	1	3	6	0	0	4	.222
2008	GCL Mets	.206	24	63	10	13	1	0	0	1	2	0	2	8	8	0	0	4	.315
2009	Brooklyn	.164	32	110	8	18	2	1	0	9	2	1	2	5	18	1	1	4	.212
2010	St. Lucie	.200	11	35	1	7	0	0	0	1	2	1	0	3	7	1	0	0	.256
	Binghamton	.000	1	1	0	0	0	0	0	0	0	0	0	0	0	0	0	0	.000
	Brooklyn	.371	32	89	17	33	8	1	1	10	8	0	1	6	8	1	0	3	.417
2011	St. Lucie	.318	52	157	22	50	5	1	1	11	7	1	1	12	22	3	1	0	.368
2012	Binghamton	.285	79	281	29	80	12	2	0	35	4	4	1	23	43	1	1	5	.337
2013	Binghamton	.261	6	23	4	6	1	1	0	3	1	0	0	0	5	0	0	1	.261
	Las Vegas	.305	67	213	25	65	10	2	0	28	6	3	3	12	24	1	1	3	.346
	NEW YORK-NL	**.300**	**4**	**10**	**0**	**3**	**0**	**0**	**0**	**1**	**0**	**0**	**0**	**0**	**1**	**0**	**0**	**0**	**.300**
2014	Las Vegas	.291	53	179	19	52	5	0	1	17	4	3	1	15	26	2	0	4	.343
	Binghamton	.286	21	77	8	22	5	0	0	8	0	0	0	6	11	0	1	0	.337
	NEW YORK-NL	**.200**	**10**	**30**	**1**	**6**	**0**	**0**	**0**	**2**	**0**	**0**	**0**	**3**	**5**	**0**	**0**	**2**	**.273**
2015	**MILWAUKEE**	**.048**	**10**	**21**	**0**	**1**	**1**	**0**	**0**	**0**	**0**	**0**	**0**	**2**	**7**	**0**	**0**	**1**	**.130**
	Colorado Springs	.295	51	176	11	52	6	3	0	24	1	4	1	5	19	2	2	3	.312
Minor League Totals		**.280**	**441**	**1445**	**158**	**404**	**55**	**11**	**3**	**149**	**37**	**17**	**13**	**98**	**197**	**12**	**7**	**31**	**.327**
Major League Totals		**.164**	**24**	**61**	**1**	**10**	**1**	**0**	**0**	**3**	**0**	**0**	**0**	**5**	**13**	**0**	**0**	**3**	**.227**

CENTENO'S CAREER FIELDING RECORD

POSITION	PCT	G	PO	A	E	TC	DP	PB
Catcher	.980	20	135	9	3	147	0	2

TWINS LONGEST GAMES BY INNING

DATE	OPPONENT	INN	TIME	SCORE	WINNER	LOSER
8-31-93	Cleveland	22	6:17	5-4	Merriman	Grimsley
5-12-72	Milwaukee	22	5:47	3-4	Colborn	Blyleven
8-9-67	Washington	20	5:40	7-9	Baldwin	Roland
8-25-76	at New York-AL	19	5:27	4-5	Jackson	Burgmeier
7-26-67	at New York-AL	18	4:35	3-2	Worthington	Tillotson
7-19-69	at Seattle	18	5:41	11-7	Perry	Gelnar
9-6-69	at Oakland	18	5:17	8-6	Kaat	Lauzerique
8-8-04	Oakland	18	4:57	5-6	Hammond	Mulholland
4-9-69	at Kansas City	17	4:32	3-4	Burgmeier	Miller
8-28-76	at Cleveland	17	4:55	3-4	Buskey	Hughes
9-17-77	at Texas	17	5:12	4-5	Barker	Carrithers
5-7-95	at Cleveland	17	6:36	9-10	Poole	Guthrie
7-25-69	at Cleveland	16	4:26	4-2	Perranoski	Paul
7-12-75	at New York-AL	16	5:11	7-8	Martinez	Burgmeier
4-20-82	at Oakland	16	5:03	3-4	Beard	Castillo
6-11-86	Texas	16	4:32	2-6	Williams	Jackson
5-4-04	at Seattle	16	4:48	3-4	Villone	Greisinger
8-15-05	at Chicago-AL	16	5:09	9-4	Romero	Adams
7-3-09	Detroit	16	5:07	9-11	Dolsi	Dickey

J.T. CHARGOIS

HEIGHT/WEIGHT: 6-3/200
BATS/THROWS: S/R
BORN: 12/3/90 in Sulphur, LA
OPENING DAY AGE: 25
RESIDES: League City, TX
ACQUIRED: 2nd round (72nd overall), 2012 First-Year Player Draft
M.L. SERVICE: None
CONTRACT STATUS: Signed thru 2016

RHP 60

PERSONAL: Jon Thomas Chargois (pronounced shag-wa)...2009 graduate of Sulphur (LA) High School, where he pitched and played shortstop... earned 5A All-State honors...named First-Team All-District 3-5A pitcher...named the pitcher on 2009 All-Southwest team after posting a 1.02 ERA in 61.2 innings; also hit .393 with 12 home runs and an .827 slugging percentage...named to the Louisiana Baseball Coaches All-Star team...named to Louisiana's 5A All-Academic team; graduated summa cum laude...member of the National Honor Society, 4-H, Calcasieu Junior Leaders and student council.

2015:

- Began season with Single-A Ft. Myers.
- 15 of 16 appearances for the Miracle were scoreless, including a stretch of 14 straight (13.2 IP) April 17-May 23.
- Promoted to Double-A Chattanooga May 26.
- Named Florida State League All-Star but did not pitch in the game June 20 at Port St. Lucie, due to promotion.
- Allowed just one home run on the season, a solo shot by Christian Marrero July 3 vs. Birmingham, while with Chattanooga.
- Went 11-for-11 in save opportunities for the Lookouts, including saves in five straight games June 9-21.
- 17 of final 18 appearances for Lookouts were scoreless, posting a 0.46 ERA (19.2 IP, 1 ER) from July 15 through end of season.
- Held left-handed hitters to a .171 (13-for-76) average while right-handers hit .243 (25-for-103) at both levels combined.
- Combined to go 2-1, 2.63 ERA (48.0 IP, 14 ER) with 15 saves, 25 walks and 53 strikeouts in 48 games at both levels.
- Ranked eighth in the Southern League in saves (11), despite playing in 32 games for Chattanooga.
- Ranked second in the Twins organization in saves (15), trailing only Glen Perkins (32).
- Added to Twins 40-man roster November 20.
- Ranked 15th best prospect and best fastball in Twins system by *Baseball America*, entering 2016.

2014: Missed entire season due to injury...ranked 21st best prospect in the Twins system by *Baseball America* entering 2015.

2013: Missed entire season with a right forearm strain.

2012: Spent first professional season with Rookie Elizabethton, striking out 22 and walking five in 16.0 innings pitched...ranked 11th best Twins prospect MLB.com entering 2013.

AMATEUR CAREER: Pitched three seasons for Rice University from 2010-12, going 7-5, 3.63 ERA (72.0 IP, 29 ER) with 10 saves, 25 walks and 59 strikeouts in 47 career games (2 starts)...named First-Team All-Conference USA in 2012, going 4-1, 2.15 ERA (37.2 IP, 9 ER) with eight saves, 12 walks and 38 strikeouts in 25 games; led Rice and was among Conference USA leaders in saves...notable teammates during three seasons at Rice included right-handed pitcher Tyler Duffey, left-handed pitcher Tony Cingrani and infielder Anthony Rendon.

PROFESSIONAL: Selected by Twins in second round (72nd overall) of 2012 First-Year Player Draft; signed by scout Greg Runser.

CHARGOIS' PITCHING RECORD

YEAR	CLUB	W-L	ERA	G	GS	CG	SH	SV	IP	H	R	ER	HR	HB	BB	SO	WP	BK	BAA
2012	Elizabethton	0-0	1.69	12	0	0	0	5	16.0	10	4	3	0	0	5	22	1	0	.182
2013	DID NOT PLAY - INJURED																		
2014	DID NOT PLAY - INJURED																		
2015	Chattanooga	1-1	2.73	32	0	0	0	11	33.0	26	12	10	1	2	20	34	1	0	.218
	Ft. Myers	1-0	2.40	16	0	0	0	4	15.0	12	8	4	0	0	5	19	2	0	.200
Minor League Totals		**2-1**	**2.39**	**60**	**0**	**0**	**0**	**20**	**64.0**	**48**	**24**	**17**	**1**	**2**	**30**	**75**	**4**	**0**	**.205**

LOGAN DARNELL

HEIGHT/WEIGHT: 6-2/220
BATS/THROWS: L/L
BORN: 2/2/89 in Nashville, TN
OPENING DAY AGE: 27
RESIDES: Joelton, TN
ACQUIRED: 6th round, 2010 First-Year Player Draft
M.L. SERVICE: 73 days
CONTRACT STATUS: Signed thru 2016

LHP 38

@LDARNELL15

NON-ROSTER INVITE

2015		GAME HIGHS	CAREER	
IP: - -	**Walks:** - -		**IP:** 5.0, 7/26/14 vs. CWS	**Walks:** 4, 8/1/14 at CWS
SO: - -	**CG:** - -		**SO:** 7, 7/26/14 vs. CWS	**CG:** - -
Win-Streak: - -	**Low-Hit:** - -		**Win-Streak:** - -	**Low-Hit:** - -

PERSONAL: Logan Reece Darnell...2007 graduate of Goodpasture (TN) High School where he was named Louisville Slugger High School All-American...pitched at the University of Kentucky for three seasons from 2008-10; was one of five 2010 Kentucky players to be drafted or sign a professional contract in the 2010 Major League Baseball First-Year Player Draft...went 10-9, 5.06 ERA (137.0 IP, 77 ER) with 62 walks and 114 strikeouts in 57 career games (11 starts) at UK...named Co-Winner of Federation of Social Workers John L. Seebach Award by Rochester Red Wings in 2014...helped spearhead an effort to raise over $7,100 for Alzheimer's Association by having the Rochester Red Wings wear white and purple jerseys for a game June 19, 2015.

2015:

- Participated in Twins spring training for second straight season; optioned March 15 and began season with Triple-A Rochester.
- Spent majority of Rochester season in bullpen, where he went 2-1, 4.54 ERA (37.2 IP, 19 ER) in 28 appearances.
- Posted a 1.59 ERA (11.1 IP, 2 ER) with three walks and 10 strikeouts in seven June games (1 start) with the Red Wings.
- Moved to the Red Wings starting rotation in mid-August; went 3-0, 1.13 ERA (40.0 IP, 5 ER) in seven starts in the second half of the season.
- Named International League Pitcher of the Week for August 24-30, making two starts, going 2-0, 0.53 ERA (17.0 IP, 1 ER) with one walk, 17 strikeouts and a complete game five-hit shutout August 24 at Syracuse.
- Recalled from Triple-A Rochester September 4.
- Did not appear for Twins after suffering from pneumonia; placed on 60-day disabled list September 25 as the Twins reinstated Ricky Nolasco from the disabled list.
- Named Triple-A Rochester's winner of the Harmon Killebrew Community Service Award for second straight year.

2014: Participated in first career Twins spring training...optioned to Triple-A Rochester March 9...posted a 1.69 ERA (21.1 IP, 4 ER) with opponents hitting .195 (15-for-77), allowing seven walks and 21 strikeouts in four April starts...recalled May 2...made major league debut May 6 at Cleveland, tossing 3.0 perfect innings of relief; recorded first career strikeout, fanning Michael Brantley in the eighth inning...optioned the next day, May 7, when the Twins purchased contract of Matt Guerrier...earned first win with Rochester May 17 vs. Toledo, allowing two runs (1 earned) in 5.2 innings pitched with a season-high eight strikeouts...pitched third career complete game for Red Wings June 29 vs. Norwich, allowing one run on nine hits, earning the win...recalled July 26 and made first career start that day vs. Chicago-AL opposite Chris Sale; allowed seven runs on 11 hits in 5.0 innings pitched with seven strikeouts, no walks and suffered the loss...optioned August 3 when the Twins claimed outfielder Jordan Schafer off waivers...recalled September 2 for remainder of the season...combined to go 7-8, 4.21 ERA (139.0 IP, 65 ER) with 57 walks and 112 strikeouts in 30 games (21 starts) between Rochester and Minnesota...named Co-Winner of Federation of Social Workers John L. Seebach Award by Rochester Red Wings.

2013: Began season with Double-A New Britain and posted a 1.17 ERA (15.1 IP, 2 ER) in first three starts...named Twins minor league Player of the Week May 26, going 1-1, 0.60 ERA (15.0 IP, 1 ER) with nine hits allowed, one walk and 15 strikeouts in two starts...named International League Player of the Week June 24, pitching a complete game shutout, allowing four hits, one walk and nine strikeouts June 20 at Erie...promoted to Triple-A Rochester June 24...made 11 appearances (10 starts), including four quality starts for the Red Wings...pitched 8.0 scoreless innings August 18 vs. Louisville...tossed a combined 153.2 innings between New Britain and Rochester recording 120 strikeouts and just 45 walks...ranked second among Twins minor leaguers in strikeouts...added to Twins 40-man roster November 20.

2012: Played entire season with Double-A New Britain...made 28 starts...played for Peoria Javelinas in the Arizona Fall League, going 2-0, 2.45 ERA (18.1 IP, 5 ER) in nine games (2 starts).

2011: Began season with Single-A Beloit...promoted to Single-A Ft. Myers May 16 and went 8-3, including five straight wins June 8-July 15... promoted to Double-A New Britain August 11 and won first start at Double-A, tossing 7.2 innings without allowing an earned run August 12 at Bowie...ranked 22nd best prospect in Twins organization by *Baseball America* entering the 2012 season.

2010: Made professional debut with Rookie Elizabethton, striking out 32 batters in 34.2 innings pitched...appeared in 11 games, including five starts.

PROFESSIONAL: Selected by Twins in sixth round of 2010 First-Year Player Draft; signed by scout Earl Winn.

DARNELL'S PITCHING RECORD

YEAR	CLUB	W-L	ERA	G	GS	CG	SH	SV	IP	H	R	ER	HR	HB	BB	SO	WP	BK	BAA
2010	Elizabethton	2-3	2.08	11	5	0	0	0	34.2	28	16	8	2	2	6	32	4	0	.220
2011	Beloit	2-2	3.78	6	6	0	0	0	33.1	24	17	14	1	3	8	24	1	0	.192
	Ft. Myers	8-3	4.17	15	15	0	0	0	86.1	95	43	40	6	3	25	46	9	2	.286
	New Britain	1-1	5.58	5	5	0	0	0	30.2	38	26	19	3	5	4	20	2	0	.317
2012	New Britain	11-12	5.08	28	28	0	0	0	156.0	193	91	88	22	4	47	98	11	3	.308
2013	New Britain	6-6	2.61	15	15	1	1	0	96.2	96	34	28	4	8	23	77	7	0	.263
	Rochester	4-4	4.26	12	11	0	0	0	57.0	63	33	27	5	4	22	43	4	0	.292
2014	Rochester	7-6	3.60	23	19	1	0	0	115.0	108	63	46	16	1	49	90	8	4	.246
	MINNESOTA	**0-2**	**7.13**	**7**	**4**	**0**	**0**	**0**	**24.0**	**31**	**20**	**19**	**5**	**1**	**8**	**22**	**0**	**0**	**.307**
2015	Rochester	5-1	2.78	35	7	1	1	0	77.2	77	29	24	3	1	25	66	3	2	.258
	MINNESOTA	DID NOT PLAY - ILLNESS																	
Minor League Totals		**46-38**	**3.85**	**150**	**111**	**3**	**2**	**0**	**687.1**	**722**	**352**	**294**	**62**	**31**	**209**	**496**	**49**	**11**	**.273**
Major League Totals		**0-2**	**7.13**	**7**	**4**	**0**	**0**	**0**	**24.0**	**31**	**20**	**19**	**5**	**1**	**8**	**22**	**0**	**0**	**.307**

DARNELL'S CAREER FIELDING RECORD

POSITION	PCT	G	PO	A	E	TC	DP	PB
Pitcher	.750	7	1	2	1	4	0	—

AMERICAN LEAGUE CENTRAL HISTORY

YEAR	CHAMPION	RECORD	TWINS FINISH
1994*	Chicago White Sox	67-46	Fourth place with a record of 53-60, 15.0 games back
1995	Cleveland Indians	100-44	Fifth place with a record of 56-88, 44.0 games back
1996	Cleveland Indians	78-84	Fourth place with a record of 78-84, 21.5 games back
1997	Cleveland Indians	86-75	Fourth place with a record of 68-94, 18.5 games back
1998	Cleveland Indians	89-73	Fourth place with a record of 70-92, 19.0 games back
1999	Cleveland Indians	97-65	Fifth place with a record of 63-97, 33.0 games back
2000	Chicago White Sox	95-67	Fifth place with a record of 69-93, 26.0 games back
2001	Cleveland Indians	91-71	Second place with a record of 85-77, 6.0 games back
2002	**Minnesota Twins**	**94-67**	**Lost 4 games to 1 in the ALCS to the Anaheim Angels**
2003	**Minnesota Twins**	**90-72**	**Lost 3 games to 1 in the ALDS to the New York Yankees**
2004	**Minnesota Twins**	**92-70**	**Lost 3 games to 1 in the ALDS to the New York Yankees**
2005	Chicago White Sox	99-63	Third place with a record of 83-79, 16.0 games back
2006	**Minnesota Twins**	**96-66**	**Swept in three games in the ALDS by the Oakland Athletics**
2007	Cleveland Indians	96-66	Third place with a record of 79-83, 17.0 games back
2008	Chicago White Sox	89-74	Second place with a record of 88-75, 1.0 game back
2009	**Minnesota Twins**	**87-76**	**Swept in three games in the ALDS by the New York Yankees**
2010	**Minnesota Twins**	**94-68**	**Swept in three games in the ALDS by the New York Yankees**
2011	Detroit Tigers	95-67	Fifth place with a record of 63-99, 32.0 games back
2012	Detroit Tigers	88-74	Fifth place with a record of 66-96, 22.0 games back
2013	Detroit Tigers	93-69	Fourth place with a record of 66-96, 27.0 games back
2014	Detroit Tigers	90-72	Fifth place with a record of 70-92, 20.0 games back
2015	Kansas City Royals	95-67	Second place with a record of 83-79, 12.0 games back

*Season cut short due to work stoppage

PAT DEAN

HEIGHT/WEIGHT: 6-1/195
BATS/THROWS: L/L
BORN: 5/25/1989 in Waterbury, CT
OPENING DAY AGE: 26
RESIDES: Naugatuck, CT
ACQUIRED: 3rd round, 2010 First-Year Player Draft
M.L. SERVICE: None
CONTRACT STATUS: Signed thru 2016

@IMTHEDEAN15

LHP 71

PERSONAL: Patrick Michael Dean...2007 graduate of Naugatuck (CT) High School where he lettered four years...compiled a 29-8 career pitching record with 292 strikeouts in 237.2 innings during varsity career...pitched a no-hitter and perfect game in consecutive starts as a senior...was a three-time Naugatuck Valley All-League First-Team and All-State First-Team selection...also an All-Suburban basketball player.

2015:

- Spent entire season with Triple-A Rochester.
- Named International League Pitcher of the Week April 19, going 1-0, 0.75 ERA (12.0 IP, 1 ER) with six walks and 15 strikeouts in two starts.
- Recorded 10 strikeouts August 2 vs. Syracuse in a 9.0-inning complete game shutout, the second double-digit strikeout total of his career.
- Named International League Pitcher of the Week again August 24, making one start, pitching a complete game shutout vs. Buffalo, allowing just six hits and no walks with six strikeouts.
- Pitched 6.0-plus innings in 21 of 27 starts, 7.0-plus innings 12 times and 8.0-plus eight times.
- Led the Red Wings in innings pitched (179.0) and wins (12), and tied for first in starts (27)...ranked second in entire Twins organization in innings pitched, trailing only Kyle Gibson (194.2).
- Led all of Triple-A in innings pitched, complete games (5) and shutouts (3), tied for third in wins, and tied for fourth in starts.
- Added to Twins 40-man roster November 20.

2014: Spent entire season at Double-A New Britain...pitched third career complete game July 5 at Portland...placed on 7-day disabled list August 17 with a left groin strain; reinstated August 24...led Rock Cats in innings pitched (144.0) and starts (26), and tied for second in wins (8)...set a career-high in strikeouts (83)...pitched for Gigantes del Cibao in the VZL, going 1-0, 3.60 ERA (25.0 IP, 10 ER) in six starts.

2013: Began season with Double-A New Britain and made 22 starts including two complete games, one shutout...finished second among Rock Cats in wins (6) and innings pitched (125.0)...led Eastern League in lowest walks-per-9.0 innings pitched (1.22)...promoted to Triple-A Rochester August 5 and made six starts for the Red Wings...named International League Pitcher of the Week August 12, going 1-0, 1.23 ERA (14.2 IP, 2 ER) with three walks and 10 strikeouts in two starts.

2012: Spent entire season with Single-A Ft. Myers...went 4-0, 1.34 ERA (33.2 IP, 5 ER) in six May starts...named Florida State League Midseason All-Star...led Miracle in wins (10), innings pitched (153.1), strikeouts (81) and starts (28).

2011: Split the season between Single-A Beloit, Single-A Ft. Myers and Double-A New Britain, combining to go 5-7, 5.75 ERA (108.0 IP, 60 ER) in 20 starts...named Midwest League Player of the Week June 6-12 and Twins minor league Player of the Week, going 1-0, 1.42 ERA (12.2 IP, 2 ER) with five hits allowed, two walks and 15 strikeouts in two starts.

2010: Began his professional career with Rookie Elizabethton...ranked second on team in WHIP (0.74)...ranked 16th best prospect in Appalachian League and Twins 23rd best prospect by *Baseball America* entering 2011.

AMATEUR CAREER: Played three seasons at Boston College from 2008-10, going 13-7, 4.55 ERA (196.0 IP, 99 ER) with 39 walks and 172 strikeouts in 47 games (28 starts)...ranks ninth all-time in BC history in career strikeouts (172) and his 2009 total of 90 ranks third in a single-season.

PROFESSIONAL: Selected by Twins in third round of 2010 First-Year Player Draft; signed by scout John Wilson.

DEAN'S PITCHING RECORD

YEAR	CLUB	W-L	ERA	G	GS	CG	SH	SV	IP	H	R	ER	HR	HB	BB	SO	WP	BK	BAA
2010	GCL Twins	0-0	0.00	4	0	0	0	0	5.0	3	0	0	0	0	0	5	0	0	.176
	Elizabethton	2-2	2.59	5	5	0	0	0	24.1	17	10	7	3	0	1	32	0	0	.198
2011	Beloit	2-0	2.86	8	8	0	0	0	44.0	40	15	14	4	1	9	37	4	0	.242
	Ft. Myers	3-6	6.67	11	11	0	0	0	58.0	83	51	43	8	4	15	36	1	0	.332
	New Britain	0-1	4.50	1	1	0	0	0	6.0	9	3	3	0	0	1	3	0	0	.346
2012	Ft. Myers	10-8	3.99	28	28	0	0	0	153.1	177	74	68	11	5	33	81	0	1	.289
2013	New Britain	6-11	4.68	22	22	2	1	0	125.0	151	72	65	12	2	17	61	2	2	.295
	Rochester	3-2	2.03	6	6	0	0	0	40.0	38	14	9	0	1	5	22	0	0	.253
2014	New Britain	8-9	4.81	26	26	1	0	0	144.0	192	91	77	20	8	31	83	3	0	.320
2015	Rochester	12-11	2.82	27	27	5	3	0	179.0	170	60	56	10	3	36	98	2	0	.254
Minor League Totals		**46-50**	**3.95**	**138**	**134**	**8**	**4**	**0**	**778.2**	**880**	**390**	**342**	**68**	**24**	**148**	**458**	**12**	**3**	**.285**



BRIAN DOZIER

HEIGHT/WEIGHT: 5-11/198
BATS/THROWS: R/R
BORN: 5/15/87 in Fulton, MS
OPENING DAY AGE: 28
RESIDES: Hattiesburg, MS
ACQUIRED: 8th round, 2009 First-Year Player Draft
M.L. SERVICE: 3 years, 100 days
CONTRACT STATUS: Signed thru 2018

@BRIANDOZIER

2B 2

★ 2015

GAME HIGHS	2015	CAREER
Hits: 4, 5/3 vs. CWS	**HR:** 2, 5/24 at CWS	**Hits:** 4, 5/3/15 vs. CWS
RBI: 4, 3x, last 7/10 vs. DET	**Grand Slam:** - -	**RBI:** 4, 5x, last 7/10/15 vs. DET
Hit-Streak: 10, 5/8-19	**SB:** 2, 7/8 vs. BAL	**Hit-Streak:** 11, 8/22-9/1/14

CAREER	
HR: 2, 2x, last 5/24/15 at CWS	
Grand Slam: - -	
SB: 2, 7x, last 7/8/15 vs. BAL	

PERSONAL: James Brian Dozier (pronounced DOE-zher)...wife, Renee (Hrapmann)...2005 graduate of Itawamba Agricultural (MS) High School, where he also earned three letters in football, two in golf and one in basketball...was four-year starter while there...was two-time All-State selection and four-time All-Area and All-Division selection in baseball as well as "Player of the Year" in north Mississippi...attended the University of Southern Mississippi from 2006-09, hitting .355 (307-for-864) with 55 doubles, seven triples, 16 home runs, 152 RBI and 185 runs scored in 224 career games...named Second-Team All-C-USA as junior, NCAA All-Oxford Regional Team as sophomore and Louisville Slugger Freshman All-American and C-USA All Freshman Team...participates annually in Twins Winter Caravan...also travels annually to Central America with his wife, Renee, for mission trips involving such efforts as building a school, digging ditches to houses for clean water systems, etc. for an organization called Amigos for Christ...created Dozier's Heroes which purchases tickets for and visits with recently returning military members and their families... hosts the annual Celebrity Waiter Event which benefits the Boys & Girls Clubs of the Twin Cities.

CAREER HIGHLIGHTS: Leads Twins in games (313), hits (293), runs scored (213), home runs (51) and walks (15) since 2014...has scored 100-plus runs in consecutive seasons (112 in 2014 and 101 in 2015) and became the third Twin (since 1961) to score 100 runs in consecutive seasons (Chuck Knoblauch, 1995-97 and Tony Oliva, 1964-65)...has 13 career leadoff home runs, third on the Twins all-time list behind Chuck Knoblauch (14) and Jacque Jones (20)...named to 2015 AL All-Star team as reserve...entered the game as pinch hitter in the eighth inning and homered off Pittsburgh's Mark Melancon...became 16th player to ever homer in their first All-Star Game at-bat and third Twin to ever homer in an All-Star Game, joining Kirby Puckett (1993) and Harmon Killebrew (1961, '65, '71)...represented the Twins as a finalist for the 2015 Hank Aaron Award... given 2015 Carl R. Pohlad Award for Twins Outstanding Community Service...was a finalist among AL second basemen in the 2015 Rawlings Gold Glove Award...participated in the 2014 Gillette Home Run Derby at Target Field with his brother Clay pitching to him; hit two home runs in the first round and did not advance...given 2014 Twins Heart and Hustle Award, voted on by the MLB Players Alumni Association...given 2014 Jim Kaat Award for Twins Defensive Player of the Year voted on by the Twin Cities Chapter of the BBWAA...given 2013 Charles O. Johnson Award as Twins Most Improved Player and the Mike Augustin "Media Good Guy" Award, both voted on by the Twin Cities Chapter of the BBWAA...played primarily as shortstop through Twins system but made permanent move to second base prior to 2013 season.

2015:

- Was Twins Opening Day second baseman and number two hitter, his third straight season as club's Opening Day second baseman.
- Set career-high with four hits May 3 vs. Chicago-AL.
- Tied career-high with four RBI, three times: April 30 vs. Chicago-AL, May 24 at Chicago-AL and July 10 vs. Detroit...had second career two-homer game May 24 at Chicago-AL.
- Hit .287 (31-for-108) with 10 doubles, three triples, seven home runs, 15 RBI and 24 runs scored in 27 May games; the 20 extra-base hits tied the Twins record for the most extra-base hits in May (Zoilo Versalles - 1965, Kirby Puckett - 1990)...10 doubles were tied for third most in the AL and tied for fourth most in baseball.

MLB LEADERS

RUNS SCORED SINCE 2014

1. Mike Trout 219
2. Josh Donaldson 215
3. **Brian Dozier 213**
4. Jose Bautista 209
5. Matt Carpenter 200

- Hit eighth career leadoff home run May 10 at Cleveland off Danny Salazar, passing Shannon Stewart and moving into sole possession of fourth on Twins all-time list.
- Hit ninth career leadoff home run May 24 at Chicago-AL off Jose Quintana...hit 10th career leadoff home run June 14 at Texas off Nick Martinez.
- Stole 50th career base June 22 vs. Chicago-AL; along with his 61 career home runs at the time, he became the 16th Twin to ever reach 50 career steals and 50 career home runs.
- Hit 11th career leadoff home run June 26 at Milwaukee off Kyle Lohse.
- Hit first career walk-off home run July 6 vs. Baltimore, a two-run shot off Tommy Hunter in the bottom of the 10th, giving the Twins the 4-2 win.
- Hit second career walk-off home run July 10 vs. Detroit, a three run shot off Joakim Soria in the bottom of the ninth, giving the Twins the 8-6

win, capping a six-run comeback and seven-run ninth...he became the second player in Twins/Senators franchise history to record multiple walk-off homers in a single homestand...Roy Sievers achieved that feat for the Washington Senators in 1958, having hit game-ending homers against the Indians on July 16 and the White Sox on July 20.

- Hit 12th career leadoff home run July 17 at Oakland off Sonny Gray, tying Dan Gladden for third on Twins all-time leadoff homers list.
- Finished pre-All-Star break with 48 extra-base hits, the most in Twins/Senators franchise history.
- Was on AL's final vote ballot but was not elected...eventually named to AL All-Star team as a reserve, replacing Toronto's Jose Bautista...entered the game as pinch hitter in the eighth inning and homered off Pittsburgh's Mark Melancon...became 16th player to ever homer in his first All-Star Game at-bat and third Twin to ever homer in an All-Star Game, joining Kirby Puckett (1993) and Harmon Killebrew (1961, '65, '71).
- Was named Twins winner of the Heart and Hustle Award near end of July, for the second straight season.
- Hit fifth leadoff home run of the season, and 13th career leadoff home run, July 30 vs. Seattle off J.A. Happ, passing Gladden and moving into sole possession of third on Twins all-time leadoff homer list.
- Hit 23rd home run August 2 vs. Seattle, tying his single-season career-high, done in 2014; set new season-high with 24th August 7 at Cleveland.
- Hit 30th double August 12 vs. Texas, marking his third straight season with 30-plus doubles.
- Recorded 63rd extra-base hit with a triple August 30 vs. Houston, setting a Twins single-season record for extra-base hits by a second baseman, passing Chuck Knoblauch's 1996 total of 62.
- Set new single-season career-high with 34th double September 1 vs. Chicago-AL.
- Scored 100th run September 26 at Detroit, becoming the third Twin to score 100 runs in consecutive seasons (Knoblauch, 1995-97 and Tony Oliva, 1964-65)...also recorded 73rd RBI, setting Twins record for most RBI by second baseman in single season (Knoblauch, 72 in 1996).
- Led the club in home runs (28), doubles (39) and runs scored (101) and ranked second in hits (148) and walks (61).
- Finished tied for fifth in the AL in runs scored (101) and tied for ninth most in baseball.
- Played 1,383.0 innings at second base, the second most in club history, trailing Bernie Allen's 1962 total of 1,410.1.
- Ranked fourth among AL second basemen with a .990 fielding percentage (minimum 1,000.0 innings played) and led all of baseball in innings played at the position (1383.0).
- Represented the Twins as a finalist for the Hank Aaron Award.
- Given Carl R. Pohlad Award for Twins Outstanding Community Service.

AL LEADERS

EXTRA-BASE HITS SINCE 2014

1. Mike Trout.....163
2. Josh Donaldson.....146
3. Nelson Cruz.....141
4. Jose Abreu.....140
5. David Ortiz.....136
6. Jose Bautista.....134
7. Edwin Encarnacion.....133
8. J.D. Martinez.....129
9. **Brian Dozier.....128**
   Albert Pujols.....128

2014: Made Twins Opening Day roster for second straight season and was Opening Day second baseman and leadoff hitter March 31 at Chicago-AL...hit fourth career leadoff home run April 5 at Cleveland off Carlos Carrasco...hit second leadoff homer of season, fifth of career, April 12 vs. Kansas City off James Shields, tying Cesar Tovar, Denard Span and Shane Mack for sixth most in club history...hit third leadoff homer of season, sixth of career, April 17 vs. Toronto off Dustin McGowan, tying Zoilo Versalles for fifth most in club history...led baseball in April in runs scored (25), fourth in AL in walks (19) and tied for fourth in AL in home runs (7)...25 runs in April set a club record for the month, passing Paul Molitor's 1996 total of 24...hit safely in 10 straight games May 9-20, hitting .385 (15-for-39) during the streak...hit 15th home run June 14 at Detroit and stole 15th base two days later on June 16 at Boston, marking the 15th time in club history and 12th different player to hit 15 homers and steal 15 bases in one season...did it in his 67th game which is the fastest ever by a Twin and fastest in baseball since the Dodgers Matt Kemp did it in his 68th game in 2011...according to Elias Sports Bureau, since 1914, Dozier and Larry Hisle (21 homers and 15 steals in 1977) are the only Twins in franchise history to hit 15 home runs and steal 15 bases in a first half of a season...hit fourth leadoff homer of season, seventh of career, July 4 vs. New York-AL off Chase Whitley, tying Shannon Stewart for fourth most in club history...had first career two-homer game July 13 at Colorado, one of two for the Twins in 2014 (Arcia the other)...led AL and ranked second in baseball in runs scored pre-All-Star break (69)...hit 18 home runs pre-All-Star break and was selected by AL Captain, Toronto's Jose Bautista, to participate in the Gillette Home Run Derby at Target Field; hit two home runs in the first round and did not advance...had brother Clay pitch to him...became the sixth different Twin to participate in the Home Run Derby (Tom Brunansky - 1985, Gary Gaetti - 1989, Torii Hunter - 2002, Justin Morneau - 2007 and 08, and Joe Mauer - 2009)...became 17th player from host team to participate and second in club history, joining Brunansky...sixth player ever to not be named to an All-Star team to participate (Rafael Palmeiro - 2004, Hee-Seop Choi - 2005, Ryan Howard - 2007, Yoenis Cespedes - 2013, Justin Morneau - 2014)...hit 19th home run July 22 vs. Cleveland, setting a single-season career-high and new all-time high for Twins second basemen...recorded 20th stolen base August 20 vs. Cleveland, becoming the sixth different player (7th time) in club history to hit 20 homers and steal 20 bases, the first since Torii Hunter in 2004...scored 100th run September 3 vs. Chicago-AL (Game 2), becoming the 13th different Twin (20th time) to reach 100 runs and first since Michael Cuddyer scored 102 times in 2006...hit safely in career-high 11 straight games August 22-September 1, hitting .390 (16-for-41) during the streak...finished with 112 runs scored, the most by a Twin since Chuck Knoblauch scored 117 in 1997 and seventh most by a Twin all-time...led Twins in hits (145), home runs (23), walks (89), runs (112), stolen bases (21), games (156), at-bats (598) and ranked second in RBI (71)...ranked second in the AL and third in baseball in runs scored (112), ranked third in the AL in walks, tied for eighth in times on base (243)...among all second basemen in baseball, he ranked first in runs and walks, tied for first in home runs, third in times on base (243), fourth in total bases (249), and tied for seventh in doubles (33)...ranked fifth among second basemen in baseball in double plays (98)...was only player in baseball with over 100 runs, 30 doubles, 20 home runs, 80 walks and 20 stolen bases; only player in Twins history also...given the Twins Heart and Hustle Award, voted on by the MLB Players Alumni Association...given the Jim Kaat Award for Twins Defensive Player of the Year voted on by the Twin Cities Chapter of the BBWAA.

2013: Made first career Opening Day roster and started Opening Day at second base April 1 vs. Detroit...hit first home run of the season May 6 at Boston, a game-tying solo shot in the top of the ninth inning off Joel Hanrahan; Twins lost 6-5 in 11 innings...committed just two errors in first 80 games April 1-July 13, posting a .995 fielding percentage in that span...hit game-tying RBI-single in ninth inning August 2 vs. Houston, then later hit game-winning RBI-single in the 13th inning; according to the Elias Sports Bureau, he entered that game with 70 career RBI, but only one had either tied the game or put his team ahead in the seventh inning-or-later (game-tying home run on May 6, 2013)...hit 30th double September 1 at Texas, becoming the fourth second baseman in club history to reach 30 doubles, and first since 1999 when Todd Walker hit 37...

hit 14th home run August 29 vs. Kansas City, tying Tim Teufel's 1984 total for most ever by a Twins second baseman...passed Teufel with his 15th August 31 at Texas...played 146 games (141 starts) at second base, sixth most in baseball at the position; committed just six errors, tied for third fewest among AL second basemen...led all MLB second basemen in assists (461) and was involved in 110 double plays, second most among MLB second basemen...led the Twins in home runs (18); was second in doubles (33), hits (136) and RBI (66), and third in walks (51)...ranked second in home runs among AL second basemen; third in extra-base hits (55) and fifth in doubles...finished as the Twins all-time leader in home runs by a second baseman, also finished second in RBI, fifth in slugging percentage (.414), tied for fifth in total bases (231), and sixth in doubles... committed six errors, tying him with three others for fewest ever by a Twins second baseman: Luis Castillo (2006), Chuck Knoblauch (1992) and Steve Lombardozzi (1986)...given the Charles O. Johnson Award as Twins Most Improved Player and the Mike Augustin "Media Good Guy" Award, both voted on by the Twin Cities Chapter of the BBWAA.

2012: Was an invite to Twins spring training and started the season with Triple-A Rochester...named Twins minor league Player of the Week April 13, batting .391 (9-for-23) with three doubles, one home run and four RBI in six games...had contract selected by Minnesota May 7 as the Twins placed Justin Morneau on 15-day disabled list...made major league debut May 7 vs. Los Angeles-AL, going 1-for-4 with his first major league hit, singling off David Carpenter; came around to score first major league run...recorded first career RBI in next game May 8 vs. Los Angeles-AL...hit first career double May 12 vs. Toronto...had first career home run the next day, a solo shot off Ricky Romero May 13 vs. Toronto...had first career stolen base June 4 at Kansas City...optioned to Triple-A Rochester August 14...tied Asdrubal Cabrera for the most errors by a shortstop in the AL (15) at the time.

2011: Was an invite to Twins spring training...reassigned to minor league camp March 14 and reported to Single-A Ft. Myers...named Twins minor league Player of the Week May 21, batting .433 (13-for-30) with two doubles, two triples, seven RBI, three runs scored and two walks in seven games...named Twins minor league Player of the Month for May after batting .337 (33-for-98) with seven doubles, three triples, 11 RBI, 14 runs scored, 14 walks and seven stolen bases...promoted to Double-A New Britain June 6...named Florida State League Midseason All-Star, but did not play in the game due to promotion...placed on 7-day disabled list with left cheekbone fracture June 10; reinstated June 19...named Eastern League Player of the Week August 8 after batting .520 (13-for-25) with four doubles and four RBI in six games...given the Sherry Robertson Award as the Twins minor league Player of the Year, voted on by the Twin Cities Chapter of the BBWAA...combined to bat .320 (157-for-491) with 33 doubles, 12 triples, nine home runs, 56 RBI, 92 runs scored and 24 stolen bases in 127 games at both levels combined...led the Twins organization in runs scored and triples, was third in hits (157), stolen bases and total bases (241), sixth in doubles, and eighth in walks (55)...named shortstop on MiLB.com's 2011 Twins organizational All-Star team...played for Mesa Solar Sox in Arizona Fall League, batting .296 (32-for-108) with 27 runs, eight doubles, three home runs and 22 RBI in 26 games...earned roster spot in AFL Rising Stars Game representing the East division as the starting second baseman; went 1-for-2 in the game with a solo home run...ranked 10th best prospect in the Twins minor league system, best strike zone discipline and best defensive infielder by *Baseball America* entering the 2012 season.

2010: Started season with Single-A Beloit, playing 32 games at shortstop, three games at second base and three games at third base...transferred to Single-A Ft. Myers May 22...hit first professional home run June 24 vs. Charlotte...named Twins minor league Player of the Week June 25 after batting .412 with 14 hits, one double, one home run, five RBI and six runs scored in eight games...played 66 games at shortstop for Miracle, 14 at third base and 12 at second base...ranked 30th best prospect in Twins organization by *Baseball America* entering 2011 season.

2009: Began season with GCL Twins...played five games before being promoted to Rookie Elizabethton July 8...named Appalachian League Player of the Week August 10...batted .369 (48-for-130) with 10 doubles in 31 August games...played all 53 of his games at shortstop...finished second in Appalachian League in batting average (.353), hits (77) and on-base percentage (.417)...was named Appalachian League Postseason All-Star.

AMATEUR CAREER: Attended the University of Southern Mississippi where he was named a Louisville Slugger Freshman All-American and to Conference USA All-Freshman team in 2006...named Second-Team All-Conference USA as a junior...led team in at-bats (269), hits (92), total bases (128), RBI (tied with 46) and doubles (17) as a junior...started 64 games at shortstop in 2008, missing just two innings the entire year.

PROFESSIONAL: Selected by Twins in eighth round of 2009 First-Year Player Draft; signed by scout Earl Winn.

DOZIER'S BATTING RECORD

YEAR	CLUB	AVG	G	AB	R	H	2B	3B	HR	RBI	SH	SF	HBP	BB	SO	SB	CS	E	OBP
2009	GCL Twins	.286	5	14	1	4	0	0	0	0	0	0	0	2	1	0	0	0	.375
	Elizabethton	.353	53	218	38	77	17	0	0	14	1	3	3	23	26	3	0	14	.417
2010	Beloit	.278	39	151	24	42	7	1	0	17	3	0	0	16	16	6	1	7	.347
	Ft. Myers	.274	93	350	44	96	11	1	5	42	9	6	1	44	41	10	4	15	.352
2011	Ft. Myers	.322	49	180	32	58	11	5	2	22	3	2	6	27	20	13	4	8	.423
	New Britain	.318	78	311	60	99	22	7	7	34	7	0	5	28	46	11	7	5	.384
2012	Rochester	.232	48	181	15	42	11	1	2	17	1	3	1	14	34	3	2	7	.286
	MINNESOTA	**.234**	**84**	**316**	**33**	**74**	**11**	**1**	**6**	**33**	**4**	**3**	**1**	**16**	**58**	**9**	**2**	**15**	**.271**
2013	**MINNESOTA**	**.244**	**147**	**558**	**72**	**136**	**33**	**4**	**18**	**66**	**3**	**4**	**6**	**51**	**120**	**14**	**7**	**6**	**.312**
2014	**MINNESOTA**	**.242**	**156**	**598**	**112**	**145**	**33**	**1**	**23**	**71**	**3**	**8**	**9**	**89**	**129**	**21**	**7**	**15**	**.345**
2015	**MINNESOTA**	**.236**	**157**	**628**	**101**	**148**	**39**	**4**	**28**	**77**	**0**	**8**	**7**	**61**	**148**	**12**	**4**	**8**	**.307**
Minor League Totals		**.298**	**365**	**1405**	**214**	**418**	**79**	**15**	**16**	**146**	**24**	**14**	**16**	**154**	**184**	**46**	**18**	**56**	**.370**
Major League Totals		**.240**	**544**	**2100**	**318**	**503**	**116**	**10**	**75**	**247**	**10**	**23**	**23**	**217**	**455**	**56**	**20**	**44**	**.314**

DOZIER'S CAREER FIELDING RECORD

POSITION	PCT	G	PO	A	E	TC	DP	PB
Second Base	.987	459	831	1392	29	2252	319	—
Shortstop	.964	83	111	287	15	413	70	—
Totals	**.983**	**542**	**942**	**1679**	**44**	**2665**	**389**	—

DOZIER'S ALL-STAR GAME RECORD

YEAR	HOST	AVG	G	AB	R	H	2B	3B	HR	RBI	SH	SF	HBP	BB	SO	SB	CS	E	OBP
2015	Cincinnati	1.000	1	1	1	1	0	0	1	1	0	0	0	0	0	0	0	0	1.000
All-Star Game Totals		**1.000**	**1**	**1**	**1**	**1**	**0**	**0**	**1**	**1**	**0**	**0**	**0**	**0**	**0**	**0**	**0**	**0**	**1.000**

TYLER DUFFEY

HEIGHT/WEIGHT: 6-3/222
BATS/THROWS: R/R
BORN: 12/27/90 in Houston, TX
OPENING DAY AGE: 25
RESIDES: Houston, TX
ACQUIRED: 5th round, 2012 First-Year Player Draft
M.L. SERVICE: 62 days
CONTRACT STATUS: Signed thru 2016

@THEDOOF13

RHP 56

2015		GAME HIGHS	CAREER	
IP: 7.2, 8/20 at BAL	**Walks:** 5, 8/15 vs. CLE		**IP:** 7.2, 8/20/15 at BAL	**Walks:** 5, 8/15/15 vs. CLE
SO: 8, 2x, last 9/6 at HOU	**CG:** - -		**SO:** 8, 2x, last 9/6/15 at HOU	**CG:** - -
Win-Streak: 5, 8/15-26	**Low-Hit:** - -		**Win-Streak:** 5, 8/15-26/15	**Low-Hit:** - -

PERSONAL: Tyler Blinn Duffey...2009 graduate of Bellaire (TX) High School...attended Rice University from 2010-12, where he went 11-5, 3.06 ERA (153.0 IP, 52 ER) with 55 walks and 189 strikeouts in 92 career games (1 start)...named MVP of the 2011 Conference USA championship...finished third in the league with 30 appearances and eighth with 76 strikeouts in 2011...led Rice with four saves as a freshman in 2010...participated in 2016 Twins Winter Caravan.

2015:

- Was Twins spring training invite and attended first career Twins spring training; reassigned to minor league camp March 15.
- Began season with Double-A Chattanooga with 16.2 scoreless inning streak over first three starts, including 10 strikeouts (6.2 IP) in first start April 9 at Montgomery.
- Named Southern League Pitcher of the Week and Twins minor league Player of the Week April 19, after making one start April 15 vs. Birmingham, pitching 7.0 shutout innings with two hits allowed, one walk and eight strikeouts.
- Set minor league career-high with 12 strikeouts (7.0 IP) May 17 vs. Montgomery.
- Went 2-2, 2.56 ERA (52.2 IP, 15 ER) with 12 walks and 54 strikeouts in eight starts and was promoted to Triple-A Rochester May 22; led Southern League in innings pitched and was second in strikeouts at time of promotion.
- Named International League Pitcher of the Week June 30, making two starts for the Red Wings, going 2-0, 0.00 ERA (14.1 IP) with two walks and 10 strikeouts, including a 7.0-inning complete game June 28 vs. Charlotte.
- Posted 33.2-inning scoreless streak June 17-July 9.
- Contract selected by Minnesota August 3.
- Made major league debut in a start August 5 at Toronto, allowing six runs on five hits in 2.0 innings pitched and was issued the loss.
- Optioned back to Rochester August 6, then recalled August 14 when the Twins placed Phil Hughes on the disabled list.
- Earned first major league win August 15 vs. Cleveland, pitching 6.0 shutout innings with one hit, five walks and seven strikeouts; carried a no-hitter into the sixth inning.
- Went 3-0, 2.35 ERA (30.2 IP, 8 ER) with eight walks and 27 strikeouts in five September starts...tied for second most wins among AL rookies during the month.
- Posted opponent batting averages of .157 (13-for-83) first time through the lineup, .257 (19-for-74) second time through and .368 (21-for-57) third time through.
- After first start, went 5-0, 2.25 ERA (56.0 IP, 14 ER) with 18 walks and 52 strikeouts in final nine starts.
- Combined to go 12-9, 2.71 ERA (196.0 IP, 59 ER) with 50 walks and 175 strikeouts in 32 starts between all three levels.

MLB ROOKIE LEADERS

ERA 2015 POST-ASG (MIN. 50 IP)

1. Jerad Eickhoff, PHI.....2.65
2. Luis Severino, NYY.....2.89
3. **Tyler Duffey, MIN.....3.10**
4. Noah Syndergaard, NYM.....3.35
5. Raisel Iglesias, CIN.....3.39

2014: Began season with Single-A Ft. Myers...went 3-0, 2.82 ERA (22.1 IP, 7 ER) with five walks and 13 strikeouts in four starts for the Miracle...promoted to Double-A New Britain April 29...went 9-1, 3.27 ERA (82.2 IP, 30 ER) with 17 walks and 68 strikeouts in final 13 starts for Rock Cats June 17-August 24, including a seven game win-streak from June 17-July 31...named Eastern League Pitcher of the Week July 28, going 2-0, 1.29 ERA (14.0 IP, 2 ER) with no walks and 16 strikeouts in two starts...promoted to Triple-A Rochester August 13...won first two Triple-A starts: August 13 vs. Durham and August 19 at Buffalo...placed on 7-day disabled list August 25 with an oblique injury, ending his season...combined to go 13-3, 3.67 ERA (149.2 IP, 61 ER) with 30 walks and 113 strikeouts in 25 starts between three levels combined...named 16th best prospect in Twins system by *Baseball America* entering 2015.

2013: Began season with Single-A Cedar Rapids and made nine starts, going 3-2, 2.78 ERA (58.1 IP, 18 ER) with 47 strikeouts and just six walks...named Twins minor league Player of the Week April 12, going 1-0, 0.00 ERA (7.0 IP) with no walks and seven strikeouts in one start...named Midwest League Midseason All-Star...promoted to Single-A Ft. Myers June 5...recorded career-high 10 strikeouts (7.0 IP) July 22 at Brevard County...placed on 7-day disabled list August 16 with a right foot sprain; reinstated August 28...went 3-3, 4.67 ERA (52.0 IP, 27 ER) in nine starts and 1-2, 3.38 ERA (10.2 IP, 4 ER) in six relief appearances...combined to post a 3.64 ERA (121.0 IP, 49 ER), 10th lowest in the Twins minor league system.

2012: Spent first professional season with Rookie Elizabethton and began season on 7-day disabled list with right shoulder impingement syndrome; reinstated July 6...recorded first professional save July 20 at Johnson City, tossing 2.0 scoreless innings...recorded first professional win August 1 vs. Burlington...struck out 27 and walked just two in 19.0 innings pitched.

PROFESSIONAL: Selected by Twins in fifth round of 2012 First-Year Player Draft; signed by scout Greg Runser.

DUFFEY'S PITCHING RECORD

YEAR	CLUB	W-L	ERA	G	GS	CG	SH	SV	IP	H	R	ER	HR	HB	BB	SO	WP	BK	BAA
2012	Elizabethton	2-0	1.42	12	0	0	0	2	19.0	10	3	3	1	0	2	27	1	0	.154
2013	Cedar Rapids	3-2	2.78	9	9	0	0	0	58.1	49	19	18	5	1	6	47	0	0	.221
	Ft. Myers	4-5	4.45	15	9	0	0	0	62.2	67	37	31	3	4	17	44	4	0	.272
2014	Ft. Myers	3-0	2.82	4	4	0	0	0	22.1	22	8	7	0	0	5	13	0	0	.244
	New Britain	8-3	3.80	18	18	0	0	0	111.1	104	52	47	14	5	19	84	4	0	.248
	Rochester	2-0	3.94	3	3	0	0	0	16.0	16	7	7	3	1	6	16	0	0	.258
2015	Chattanooga	2-2	2.56	8	8	0	0	0	52.2	46	19	15	0	1	12	54	1	0	.236
	Rochester	5-6	2.53	14	14	1	1	0	85.1	73	32	24	1	1	18	68	3	0	.224
	MINNESOTA	**5-1**	**3.10**	**10**	**10**	**0**	**0**	**0**	**58.0**	**56**	**20**	**20**	**4**	**0**	**20**	**53**	**1**	**0**	**.256**
Minor League Totals		**29-18**	**3.20**	**83**	**65**	**1**	**1**	**2**	**427.2**	**387**	**177**	**152**	**27**	**13**	**85**	**353**	**13**	**0**	**.238**
Major League Totals		**5-1**	**3.10**	**10**	**10**	**0**	**0**	**0**	**58.0**	**56**	**20**	**20**	**4**	**0**	**20**	**53**	**1**	**0**	**.256**

DUFFEY'S CAREER FIELDING RECORD

POSITION	PCT	G	PO	A	E	TC	DP	PB
Pitcher	.917	10	7	4	1	12	0	—

TWINS AND SENATORS FRANCHISE RECORDS BY DECADE

TEAM(S)	YEARS	RECORD	WINNING %
Washington Senators	1901-1909	480-833	.366
Washington Senators	1910-1919	755-737	.506
Washington Senators	1920-1929	792-735	.519
Washington Senators	1930-1939	806-722	.527
Washington Senators	1940-1949	677-858	.441
Washington Senators	1950-1959	640-898	.416
Washington Senators/Minnesota Twins	1960-1969	862-747	.536
Minnesota Twins	1970-1979	812-794	.506
Minnesota Twins	1980-1989	733-833	.468
Minnesota Twins	1990-1999	718-833	.463
Minnesota Twins	2000-2009	863-758	.532
Minnesota Twins	2010-present	442-530	.455
TOTALS		**8580-9278**	**.480**

EDUARDO ESCOBAR

HEIGHT/WEIGHT: 5-10/185
BATS/THROWS: S/R
BORN: 1/5/89 at Villa de Cura, VZ
OPENING DAY AGE: 27
RESIDES: Palo Negro, VZ
ACQUIRED: Trade with Chicago-AL, 7/28/12
M.L. SERVICE: 3 years, 128 days
CONTRACT STATUS: Signed thru 2016

@ESCOBARMARACAY

INF 5

2015		GAME HIGHS	CAREER	
Hits: 4, 5/16 vs. TB	**HR:** 2, 8/26 at TB		**Hits:** 5, 8/22/14 vs. DET	**HR:** 2, 8/26/15 at TB
RBI: 5, 5/6 vs. OAK	**Grand Slam:** - -		**RBI:** 6, 9/27/14 at DET	**Grand Slam:** - -
Hit-Streak: 5, 2x, last 8/30-9/4	**SB:** 1, 2x, last 6/20 vs. CHC		**Hit-Streak:** 8, 5/10-18/14	**SB:** 1, 6x, last 6/20/15 vs. CHC

PERSONAL: Eduardo Jose Escobar...wife Eucaris (Alvarez)...three sons, Eduardo Jr., Raul and Jose Emmanuel...acquired by Twins in a trade July 28, 2012 in exchange for pitcher Francisco Liriano...listens to American music to help improve his English...named winner of Gold Glove at shortstop in Venezuelan Winter League in 2014, while playing for Tigres de Aragua...participated in 2016 Twins Winter Caravan...purchases game tickets for and visits with local, Spanish-speaking students...visits local schools to share his story of perseverance and hard work with Spanish-speaking students.

CAREER HIGHLIGHTS: Recorded consecutive 30-double seasons with 35 in 2014 and 31 in 2015, becoming the first switch hitter in Twins history to reach 30-doubles in consecutive seasons; 35 being the most in a single-season for switch hitters...had first career two-homer game August 26, 2015 at Tampa Bay...scored a run in 12 straight games August 20-September 3, 2015, tied for third longest streak in Twins history with Rich Rollins (1964), trailing only Kirby Puckett's 14 (1986) and Orlando Cabrera's 13 (2009)...given 2013 Charles O. Johnson Award for Twins Most Improved Player as voted on by the Twin Cities Chapter of the BBWAA...acquired by Minnesota July 28, 2012 in exchange for left-handed pitcher Francisco Liriano.

2015:

- Made Twins Opening Day roster for third consecutive season and fourth of his major league career (White Sox - 2012).
- Set season-high with five RBI May 6 vs. Oakland.
- Went 4-for-4 with two doubles May 16 vs. Tampa Bay...according to Elias, it marked the second time in his career to go 4-for-4 or better in a game as a shortstop with the other such game coming on April 30, 2014 vs. Los Angeles-NL...no other player in baseball had more than one game of 4-for-4 or better as a shortstop from 2014-15.
- Recorded third career walk-off hit and second of career as a Twin August 11 vs. Texas off Spencer Patton, hitting an RBI-double with two outs in the ninth inning in a Twins 3-2 win.
- Recorded first career two-homer game August 26 at Tampa Bay, both as a left-handed batter.
- Scored a run in 12 straight games August 20-September 3, tied for third longest streak in Twins history with Rich Rollins (1964), trailing only Kirby Puckett's 14 (1986) and Orlando Cabrera's 13 (2009)...the streak was tied with Colorado's Nolan Arenado for longest in baseball in 2015.
- Hit 30th double September 22 vs. Cleveland, giving him consecutive 30-plus double seasons.
- Ranked fourth in batting average (.286) among AL shortstops from July 31 until end of season; also ranked first in doubles (18), second in slugging percentage (.524), tied for third in home runs (8) and tied for fourth in runs (31).
- Became everyday shortstop at end of August and hit .287 (39-for-136) with 12 doubles, one triple, seven home runs, 23 RBI and 23 runs scored in final 38 games of season.
- Hit .277 (36-for-130) with seven home runs as right-handed batter and .254 (71-for-279) with five home runs as left-handed batter.
- Set single-season career-highs in home runs (12), triples (4), RBI (58) and walks (28).
- Played 71 games at shortstop (all starts), 35 in leftfield (27 starts), 11 games at second (4 starts), five at third (all starts) and one in rightfield.

MLB LEADERS

DOUBLES FOR SWITCH-HITTERS SINCE 2014

1. Melky Cabrera....71
2. Ben Zobrist....70
3. **Eduardo Escobar....66**
4. Kendrys Morales....61
5. Erick Aybar....60

2014: Made Twins Opening Day roster for second consecutive season and third of his career (Chicago-AL in 2012)...set a single-game career-high with four hits April 30 vs. Los Angeles-NL; would later collect five hits August 22 vs. Detroit...started first career game in leftfield May 7 at Cleveland, playing 8.2 innings with three putouts...started first career game in centerfield May 8 at Cleveland, playing 8.0 innings, making two putouts and recording two outfield assists...became second "primary infielder" in club history to record two outfield assists in a single game, the other being Jeff Reboulet May 20, 1996 vs. Milwaukee...became Twins primary shortstop in early May when Twins optioned Pedro Florimon...started 19 straight games at shortstop May 23-June 10...hit go-ahead solo home run to break 0-0 tie in top of 10th inning May 5 at Cleveland off John Axford; became second Twins player in the last 15 years to break a scoreless tie in extra innings with a homer, the previous being Jim Thome September 11, 2010 at Cleveland...hit safely in career-high eight straight games May 10-18, hitting .419 (13-for-31) with six doubles during the streak...hit .322 (29-for-90) in 27 May games with 13 doubles — tied with Ian Kinsler (May) and Denard Span (June) for most doubles in any month among all major leaguers...

hit .314 (53-for-169) with 21 doubles, 19 runs scored, 12 walks and a .357 on-base percentage in his first 55 games (through June 15)...recorded career-high five hits August 22 vs. Detroit, falling a double short of the cycle...according to Elias Sports Bureau, he became the first player to collect five hits, including a home run, in a game from either the eighth or ninth slot in the lineup since Detroit's Carlos Pena had six hits, including a pair of homers, at Kansas City in 2004...became second Twin on the season to get hits off five different pitchers in the same game — Danny Santana did it against the Chicago-AL on August 3...recorded career-high six RBI September 27 at Detroit...hit .328 (43-for-131) with 17 extra-base hits (4 home runs) from the right side and .252 (76-for-302) with 26 extra-base hits (2 home runs) from the left side...the .328 average from the right side ranked third best in baseball among all switch hitters...ranked second on the Twins in doubles (35) and tied for 10th in the AL...played 98 games at shortstop (86 starts), 25 games at third base (23 starts), nine at second base (6 starts), two in leftfield (1 start) and one in centerfield (1 start)...given the Charles O. Johnson Award for Twins Most Improved Player as voted on by the Twin Cities Chapter of the BBWAA.

2013: Made Twins Opening Day roster, marking his second time on a major league Opening Day roster (Chicago-AL in 2012)...hit walk-off two-run double April 3 vs. Detroit, giving the Twins the 3-2 victory and his second career walk-off hit...hit first career home run April 9 at Kansas City, a solo shot off Jeremy Guthrie...optioned to Triple-A Rochester July 14...named International League Player of the Week September 3 after leading the IL with 12 hits, three home runs, nine RBI, seven runs scored and a .867 slugging percentage in the season's final eight games...recalled by Minnesota September 9 and hit .324 (11-for-34) in 11 games to finish the season.

2012: Made White Sox Opening Day roster, the first of his career...appeared in 36 games for Chicago-AL, playing third base, shortstop and second base...hit .207 (18-for-87) with four doubles, a triple and 14 runs scored...entered season ranked 10th best prospect and best defensive infielder in White Sox organization for third straight season by *Baseball America*...acquired from Chicago-AL in exchange for Francisco Liriano July 28, 2012; spent entire season on White Sox 25-man roster prior to being traded to Twins...added to Twins 40-man roster and assigned to Triple-A Rochester...hit .217 (30-for-138) with three doubles, three triples, one home run, nine RBI and 19 runs scored in 35 games for Red Wings...committed just three errors while playing third base (17 games), shortstop (10 games) and second base (9 games)...recalled by Twins September 4...made Twins debut, going 2-for-4 with three RBI and two runs scored September 4 at Chicago-AL...recorded RBI-single in first Twins at-bat.

2011: Spent majority of season with Triple-A Charlotte (Chicago-AL)...recalled September 3 and made major league debut that night at Detroit...entered game as defensive replacement at shortstop and picked up first major league hit, a single off Justin Verlander...hit .255 (47-for-184) with one home run and 19 RBI in 53 games with La Guaira in Venezuelan Winter League...entered season ranked by *Baseball America* as best defensive infielder and fifth best prospect in White Sox organization.

2010: Split season between Single-A Winston-Salem and Double-A Birmingham (Chicago-AL)...named to Mid- and Postseason Carolina League All-Star teams...named best defensive shortstop in CL by *Baseball America*...ranked among White Sox organizational leaders in triples (2nd, 11), runs scored (T-2nd, 158) and total bases (T-6th, 224)...appeared in 28 games with Peoria Saguaros in Arizona Fall League, hitting .300 (33-for-110) with four home runs, 15 RBI and 22 runs scored...ranked among AFL leaders in total bases (1st, 59), triples (T-1st, 5), runs scored (2nd), home runs (T-3rd) and hits (T-3rd)...named to AFL West Division Rising Stars team...entered season ranked as best defensive infielder in the White Sox organization by *Baseball America*...played six games with La Guaira in Venezuelan Winter League.

2009: Hit .256 (119-for-464) with three home runs and 41 RBI in 128 games with Single-A Kannapolis (Chicago-AL)...led team in runs scored (64) and stolen bases (20)...hit .269 (7-for-26) in 26 games with La Guaira in Venezuelan Winter League.

2008: Began season with Rookie Great Falls before being promoted to Single-A Kannapolis, batting .281 (75-for-267) in 66 combined games.

2007: Spent entire season with the Dominican Summer League White Sox.

2006: Made professional debut with Venezuelan Summer League White Sox.

PROFESSIONAL: Signed by Chicago-AL as undrafted free agent January 28, 2006.

ESCOBAR'S PLAYING RECORD

YEAR	CLUB	AVG	G	AB	R	H	2B	3B	HR	RBI	SH	SF	HBP	BB	SO	SB	CS	E	OBP
2006	VSL White Sox	.236	46	123	21	29	3	1	0	17	6	1	1	14	25	7	6	9	.317
2007	DSL White Sox	.291	64	247	56	72	5	4	0	18	6	2	5	22	45	19	14	17	.359
2008	Great Falls	.417	6	24	6	10	2	1	1	4	0	1	1	2	3	1	1	1	.464
	Kannapolis	.267	60	243	37	65	6	1	0	22	8	2	0	13	65	4	3	10	.302
2009	Kannapolis	.256	128	464	64	119	10	7	3	41	17	3	1	29	91	20	6	23	.300
2010	Winston-Salem	.285	87	368	57	105	18	8	3	39	11	4	2	23	76	8	5	15	.327
	Birmingham	.262	49	202	22	53	8	3	3	22	5	0	0	9	35	3	0	10	.294
2011	Charlotte	.266	137	489	55	130	23	4	4	49	15	4	1	27	104	13	8	19	.303
	CHICAGO-AL	**.286**	**9**	**7**	**0**	**2**	**0**	**0**	**0**	**0**	**0**	**0**	**0**	**0**	**1**	**0**	**0**	**0**	**.286**
2012	**CHICAGO-AL**	**.207**	**36**	**87**	**14**	**18**	**4**	**1**	**0**	**3**	**1**	**0**	**0**	**9**	**23**	**2**	**0**	**2**	**.281**
	Rochester	.217	35	138	19	30	3	3	1	9	4	1	0	8	26	3	1	3	.259
	MINNESOTA	**.227**	**14**	**44**	**4**	**10**	**0**	**0**	**0**	**6**	**1**	**1**	**1**	**2**	**8**	**1**	**0**	**0**	**.271**
2013	Rochester	.307	43	166	22	51	16	2	4	27	1	1	3	17	37	6	2	6	.380
	MINNESOTA	**.236**	**66**	**165**	**23**	**39**	**5**	**2**	**3**	**10**	**2**	**1**	**0**	**11**	**34**	**0**	**2**	**7**	**.282**
2014	**MINNESOTA**	**.275**	**133**	**433**	**52**	**119**	**35**	**2**	**6**	**37**	**4**	**2**	**2**	**24**	**93**	**1**	**1**	**9**	**.315**
2015	**MINNESOTA**	**.262**	**127**	**409**	**48**	**107**	**31**	**4**	**12**	**58**	**2**	**5**	**2**	**28**	**86**	**2**	**3**	**7**	**.309**
Minor League Totals		**.269**	**655**	**2464**	**359**	**664**	**94**	**34**	**19**	**248**	**73**	**19**	**14**	**164**	**507**	**84**	**46**	**113**	**.316**
Major League Totals		**.258**	**385**	**1145**	**141**	**295**	**75**	**9**	**21**	**114**	**10**	**9**	**5**	**74**	**245**	**6**	**6**	**24**	**.303**

ESCOBAR'S CAREER FIELDING RECORD

POSITION	PCT	G	PO	A	E	TC	DP	PB
Shortstop	.981	220	264	513	15	792	107	—
Third Base	.944	78	23	95	7	125	14	—
Second Base	.993	43	58	83	1	142	20	—
Outfield	.986	41	67	6	1	74	1	—
Totals	**.979**	**382**	**412**	**697**	**24**	**1133**	**142**	**—**

CASEY FIEN

HEIGHT/WEIGHT: 6-2/212
BATS/THROWS: R/R
BORN: 10/21/83 in Santa Rosa, CA
OPENING DAY AGE: 32
RESIDES: Temecula, CA
ACQUIRED: Signed as minor league free agent, 1/3/12
M.L. SERVICE: 3 years, 143 days
CONTRACT STATUS: Signed thru 2016

@CASEYFIEN

RHP 50

GAME HIGHS			
2015		**CAREER**	
IP: 2.0, 7x, last 9/23 vs. CLE	**Walks:** 1, 8x, last 9/25 at DET	**IP:** 3.0, 3x, last 7/15/12 vs. OAK	**Walks:** 2, 4x, last 4/10/13 at KC
SO: 3, 2x, last 9/14 vs. DET	**CG:** - -	**SO:** 4, 2x, last 7/26/13 at SEA	**CG:** - -
Win-Streak: 2, 8/21-22	**Low-Hit:** - -	**Win-Streak:** 7, 7/19/13-4/23/14	**Low-Hit:** - -

PERSONAL: Casey Michael Fien (pronounced FEEN)...wife, JoAnn...daughter, Jordan Avery (10/23/13)...2002 graduate of John F. Kennedy High School in La Palma, CA...attended William Penn University in Oskaloosa, IA, where he went 6-3, 2.48 ERA in 2003; Golden West College in Huntington Beach, CA, where he went 3-2, 2.93 ERA in 2004; and Cal Poly, San Luis Obispo from 2005-06...along with a childhood friend, created a social media polling app called QVO (stands for Question/Vote) in 2012, with the purpose to collect instant polling data via four forms of social media: Twitter, Facebook, email and texting...is involved with Cheerful Givers, an association that supports helping children in need, providing gifts to disadvantaged children...participated in 2016 Twins Winter Caravan.

CAREER HIGHLIGHTS: Made 250th career major league appearance September 20, 2015 vs. Los Angeles-AL...has made 60-plus appearances in three straight seasons (73 in 2013, 73 in 2014 and 62 in 2015)...has appeared in 208 games and recorded 61 holds since 2013, both figures lead the Twins staff...posted a 1.14 BB-per-9.0 IP ratio in 2015, setting a club record for a reliever...Twins are his third professional organization (Detroit 2006-10, Houston 2011, Minnesota 2012-15).

2015:

- Made Twins Opening Day roster for third straight season.
- Made nine appearances before being placed on 15-day disabled list April 30, with a right shoulder strain.
- Pitched in three games on rehab assignment with Triple-A Rochester May 23-27 and was reinstated from disabled list May 29.
- Did not walk a batter in first 15 games (14.1 IP) April 9-June 5...matched his 15-game streak without issuing a walk again (13.1 IP) July 18-August 16...four of his eight walks on the season came in his first 50 games (through September 1).
- 16 of first 18 appearances were scoreless April 9-June 20, posting a 2.21 ERA (20.1 IP, 5 ER) in that span.
- Posted a 0.96 ERA (18.2 IP, 2 ER) in 17 August games, leading baseball in games during the month and third in ERA.
- Appeared in 60th game September 25 at Detroit, giving him three straight seasons of 60-plus appearances.
- Finished with 63.1 innings pitched, tying single-season career-high (2014).
- Ranked second among all relievers in baseball in fewest walks-per-9.0 IP (1.14) and second in walks (8) among relievers with a minimum of 50.0 innings pitched; the eight walks also tied John Candelaria's 1990 total for fewest in club history and the 1.14 BB-per-9.0 IP ratio set a club record for a reliever.
- Held right-handed hitters to a .227 (32-for-141) batting average and left-handers to a .282 (29-for-103) average.
- Ranked second on the club in games (62) and holds (18).

AL LEADERS

RELIEF APPEARANCES SINCE 2013

1. Bryan Shaw 224
2. Cody Allen....223
3. Joe Smith....216
4. **Casey Fien 208**
5. Darren O'Day 204

2014: Made Twins Opening Day roster for second time in career...20 of first 22 appearances were scoreless March 31-May 27, posting a 1.71 ERA (21.0 IP, 4 ER) in that span...earned three wins in a four-game span April 13-23, including wins in consecutive appearances April 13 vs. Kansas City and 17 vs. Toronto...it extended his career-high win-streak to seven, dating back to July 19, 2013...recorded a hold in six straight appearances May 9-21...posted a 1.38 ERA (13.0 IP, 2 ER) in 14 May appearances...went 26 straight games (25.0 IP) without allowing a home run, until allowing a homer to George Springer June 8 vs. Houston...earned first career save June 11 at Toronto, tossing 1.1 scoreless innings, his 148th career game...recorded 15 holds pre-All-Star break, tied for third most in the AL and tied ninth most in baseball...tied single-season career-high with 73rd, and final, appearance September 23 vs. Arizona...set career-highs in innings pitched (63.1) and wins (5, tied)...walked just 10 batters on the season, tied for sixth fewest in baseball among all relievers (minimum of 50.0 IP)...posted a walks-per-9.0 innings ratio of 1.42, seventh best in the AL among relievers...never walked more than one batter in an outing...finished third in the AL in holds (26) and eighth in baseball...tied for fifth in the AL in games.

AL LEADERS

HOLDS SINCE 2013

1. Joe Smith 75
2. Darren O'Day 63
3. **Casey Fien 61**
   Kelvin Herrera 61
   Jake McGee 61

2013: Made an Opening Day roster for the first time in career...went 25 consecutive right-handed batters faced without allowing a hit May 23-June 23...walked just one batter in a 28-game span (26.2 IP) May 28-August 3, including 20 straight games (18.2 IP) without issuing a walk May 28-July 13...posted a 0.87 ERA (10.1 IP, 1 ER) in 11 June appearances and a 0.75 ERA (12.0 IP, 1 ER) in 13 July appearances...set a single-game career-high with four strikeouts (2.0 IP) June 23 at Cleveland and again July 26 at Seattle...allowed just two runs in a 30-game span (28.1 IP) May 28-August 9, posting a 0.64 ERA and an opponents batting average of .160 (15-for-94) with two walks allowed in that span...made career-high 73 appearances, tied for seventh most in the AL...held right-handed hitters to a .213 (29-for-136) batting average with six extra-base hits, while lefties hit .242 (22-for-91) with eight extra-base hits...led Twins relievers in wins with five.

2012: Signed by Twins as minor league free agent January 3...was an invite to Twins spring training and reassigned to minor league camp April 1, reporting to Triple-A Rochester...recorded a save in first appearance for Red Wings, tossing 1.0 scoreless inning April 5 at Syracuse...went 2-5, 4.30 ERA (46.0 IP, 22 ER) with opponents batting .228, and recorded nine saves in 12 opportunities in 33 games for Red Wings before having contract selected by Twins July 5 when Nick Blackburn was optioned...made Twins debut with 1.0 scoreless inning of relief with one hit allowed July 8 at Texas, his first major league appearance since July 20, 2010 vs. Texas (with Detroit)...earned first major league win, tossing 2.0 scoreless innings July 20 at Kansas City...ranked seventh in AL in ERA (2.12) after the All-Star break and 10th in opponent batting average (.194)...28 of 35 appearances were scoreless...allowed just one run five times and two runs two times.

2011: Was an invite to Houston's spring training...started season with Triple-A Oklahoma...appeared in nine games before being placed on 7-day disabled list with right elbow strain April 30...went on rehab assignment with GCL Astros June 25, reinstated June 30...pitched in 12 games for Red Hawks and was released by Houston August 2.

2010: Opened season in major league camp with Detroit before being claimed off waivers by Boston March 1 and then Toronto March 4...released by Blue Jays March 17...returned to Tigers organization as minor league free agent March 19...began regular season with Triple-A Toledo...had contract selected by the Tigers June 29 and played one game before being optioned back to Toledo July 3...joined Tigers for second time July 20...designated for assignment by the Tigers July 25 before being outrighted to Toledo July 28...signed a minor league contract with Houston November 12.

2009: Began season at Triple-A Toledo (Detroit)...had contract purchased by Tigers July 25 and made major league debut July 26 vs. Chicago-AL, striking out two batters in 2.1 scoreless innings of relief...optioned to Toledo August 4...recalled by Tigers for remainder of season September 1...finished season second among all International League relievers with 10.24 strikeouts-per-9.0 innings pitched, third with a 1.86 walks-per-9.0 innings and fourth with 10.55 baserunners-per-9.0-innings...named 27th best prospect in Tigers organization by *Baseball America*...appeared in five games for Ponce in Puerto Rican Winter League following the season, going 1-0, 1.59 ERA (5.2 IP, 1 ER) with five strikeouts.

2008: Started season at Double-A Erie (Detroit)...converted 11 straight save opportunities for Sea Wolves May 27-July 20...named to Eastern League's Midseason All-Star team...promoted to Triple-A Toledo July 28...transferred back to Double-A Erie August 28, but did not appear in a game before returning to Triple-A Toledo August 30...named 11th best prospect in Tigers organization by *Baseball America* following the season...played for Mesa in Arizona Fall League, going 2-0, 1.84 ERA (14.2 IP, 3 ER) with two saves and 15 strikeouts in 12 appearances.

2007: Spent season with Single-A West Michigan (Detroit)...appeared in four games during Midwest League playoffs, recording three saves and 13 strikeouts in 7.2 scoreless innings...led all Midwest League relievers with 11.36 strikeouts-per-9.0 innings pitched.

2006: Made professional debut with Single-A Oneonta (Detroit)...had eight straight scoreless outings July 4-26, tossing 17.0 scoreless innings.

PROFESSIONAL: Selected by Detroit in 20th round of 2006 First-Year Player Draft; signed by scout Tim McWilliam.

FIEN'S PITCHING RECORD

YEAR	CLUB	W-L	ERA	G	GS	CG	SH	SV	IP	H	R	ER	HR	HB	BB	SO	WP	BK	BAA
2006	Oneonta	1-1	2.74	20	0	0	0	1	42.2	39	17	13	1	0	8	37	2	0	.248
2007	West Michigan	6-1	3.10	39	0	0	0	6	61.0	55	28	21	4	3	10	77	2	0	.233
2008	Erie	3-3	2.96	40	0	0	0	12	45.2	38	16	15	5	0	12	42	1	0	.226
	Toledo	2-0	2.40	12	0	0	0	1	15.0	14	4	4	2	1	4	17	1	0	.246
2009	Toledo	2-1	3.41	42	0	0	0	14	58.0	51	23	22	5	2	15	66	2	1	.237
	DETROIT	**0-1**	**7.94**	**9**	**0**	**0**	**0**	**0**	**11.1**	**13**	**11**	**10**	**2**	**0**	**6**	**9**	**0**	**0**	**.289**
2010	**DETROIT**	**0-0**	**10.12**	**2**	**0**	**0**	**0**	**0**	**2.2**	**4**	**3**	**3**	**2**	**0**	**0**	**0**	**0**	**0**	**.364**
	Toledo	3-3	2.60	44	0	0	0	8	62.1	54	21	18	8	1	13	44	0	0	.235
2011	GCL Astros	1-0	0.00	2	0	0	0	0	2.0	1	0	0	0	0	0	3	0	0	.143
	Oklahoma City	2-2	4.81	21	0	0	0	3	24.1	28	15	13	7	0	8	24	0	0	.289
2012	Rochester	2-5	4.30	33	0	0	0	9	46.0	39	23	22	5	0	14	42	1	0	.228
	MINNESOTA	**2-1**	**2.06**	**35**	**0**	**0**	**0**	**0**	**35.0**	**25**	**9**	**8**	**3**	**1**	**9**	**32**	**0**	**0**	**.195**
2013	**MINNESOTA**	**5-2**	**3.92**	**73**	**0**	**0**	**0**	**0**	**62.0**	**51**	**28**	**27**	**9**	**0**	**12**	**73**	**2**	**0**	**.225**
2014	**MINNESOTA**	**5-6**	**3.98**	**73**	**0**	**0**	**0**	**1**	**63.1**	**64**	**29**	**28**	**7**	**0**	**10**	**51**	**2**	**0**	**.262**
2015	Rochester	0-0	0.00	3	1	0	0	0	3.0	0	0	0	0	0	1	3	0	0	.000
	MINNESOTA	**4-6**	**3.55**	**62**	**0**	**0**	**0**	**0**	**63.1**	**61**	**26**	**25**	**6**	**0**	**8**	**41**	**0**	**0**	**.250**
Minor League Totals		**22-16**	**3.20**	**256**	**1**	**0**	**0**	**54**	**360.0**	**319**	**147**	**128**	**37**	**7**	**85**	**355**	**9**	**1**	**.237**
Major League Totals		**16-16**	**3.82**	**254**	**0**	**0**	**0**	**1**	**237.2**	**218**	**106**	**10**	**29**	**1**	**45**	**206**	**4**	**0**	**.242**

FIEN'S CAREER FIELDING RECORD

POSITION	PCT	G	PO	A	E	TC	DP	PB
Pitcher	1.000	254	16	24	0	40	1	—

MITCH GARVER

HEIGHT/WEIGHT: 6-1/220
BATS/THROWS: R/R
BORN: 1/15/91 in Albuquerque, NM
OPENING DAY AGE: 25
RESIDES: Albuquerque, NM
ACQUIRED: 9th round, 2013 First-Year Player Draft
M.L. SERVICE: None
CONTRACT STATUS: Signed thru 2016

C 82

@MITCHGARVER

NON-ROSTER INVITE

PERSONAL: Mitchell Lynn Garver...2009 graduate of La Cueva (NM) High School...attended University of New Mexico for four years from 2010-13... hit .351 (284-for-809) with 66 doubles, 11 triples, 18 home runs, 167 RBI and 175 runs scored in 211 career games for Lobos...Honorable Mention catcher on 2013 Louisville Slugger/CollegeBaseballInsider.com team.

2015:

- Was an invite to Twins spring training; reassigned to minor league camp March 15 and spent entire season with Single-A Ft. Myers.
- Hit .330 (29-for-88) with eight doubles and 10 RBI in 24 June games.
- Hit safely in season-high 10 straight games August 5-15, hitting .400 (14-for-35) with three doubles, one triple, one home run, eight RBI and eight walks in that span.
- Led Miracle in doubles (24), RBI (58), total bases (144) and walks (69), and ranked third in hits (106) and runs (46).
- Led Florida State League in walks (69) and ranked seventh in on-base percentage (.356).
- Hit .282 (37-for-131) against left-handed pitching and .228 (69-for-302) against right-handed pitching for the Miracle.
- Played 77 games (75 starts) at catcher for the Miracle, 14 games at first base (all starts) and 34 games as designated hitter.
- Played for Scottsdale in the Arizona Fall League, hitting .317 (13-for-41) with five doubles, one home run and nine RBI in 12 games.

2014: Spent entire season with Single-A Cedar Rapids...named Twins minor league Player of the Week April 11, hitting .400 (8-for-20) with three doubles, four home runs, six RBI, five walks and six runs scored in seven games...named Twins minor league Player of the Month for April, hitting .321 (25-for-78) with seven doubles, five home runs, 16 RBI, 13 runs scored and 11 walks in 23 games...hit safely in season-high 10 straight games May 25-June 4, hitting .436 (17-for-39) in that time...reached base safely via hit or walk in 28 straight games May 21-June 22, posting a .458 on-base percentage in that time...had first professional three-homer game July 21 vs. Ft. Wayne, including season-high five RBI...named Twins minor league Player of the Month for August, hitting .308 (28-for-91) with nine doubles, one home run, 13 RBI and 20 walks in 26 August games...hit .323 (31-for-96) against left-handed pitching and .290 (97-for-334) against right-handed pitching...named Midwest League Postseason All-Star...ranked fourth in the Midwest League in batting average (.298)...named catcher on Midwest League All-Star Team by *Baseball America*... was named catcher on Twins MiLB.com organizational All-Star team.

2013: Began professional career with Rookie Elizabethton...led E-Twins in doubles (15) and tied for team lead in RBI (30)...tied for fourth in the Appalachian League in doubles.

PROFESSIONAL: Selected by Twins in ninth round of 2013 First-Year Player Draft; signed by scout Ted Williams.

GARVER'S BATTING RECORD

YEAR	CLUB	AVG	G	AB	R	H	2B	3B	HR	RBI	SH	SF	HBP	BB	SO	SB	CS	E	OBP
2013	Elizabethton	.243	56	202	16	49	15	2	2	30	1	1	2	19	31	0	0	0	.313
2014	Cedar Rapids	.298	120	430	65	128	29	1	16	79	0	1	12	61	65	7	5	10	.399
2015	Ft. Myers	.245	127	433	46	106	24	1	4	58	0	8	10	69	82	5	3	4	.356
Minor League Totals		**.266**	**303**	**1065**	**127**	**283**	**68**	**4**	**22**	**167**	**1**	**10**	**24**	**149**	**178**	**12**	**8**	**14**	**.365**

@KGIB44

KYLE GIBSON

HEIGHT/WEIGHT: 6-6/216
BATS/THROWS: R/R
BORN: 10/23/87 in Greenfield, IN
OPENING DAY AGE: 28
RESIDES: Ft. Myers, FL
ACQUIRED: 1st round (22nd overall), 2009 First-Year Player Draft
M.L. SERVICE: 2 years, 56 days
CONTRACT STATUS: Signed thru 2016

RHP 44

2015		GAME HIGHS	CAREER	
IP: 8.0, 4x, last 9/8 at KC	**Walks:** 5, 4/9 at DET		**IP:** 8.0, 6x, last 9/8/15 at KC	**Walks:** 5, 2x, last 4/9/15 at DET
SO: 9, 2x, last 9/30 at CLE	**CG:** 1, 9/8 at KC		**SO:** 9, 2x, last 9/30/15 at CLE	**CG:** 1, 9/8/15 at KC
Win-Streak: 4, 6/27-7/12	**Low-Hit:** 6, 9/8 at KC		**Win-Streak:** 4, 6/27-7/12/15	**Low-Hit:** 6, 9/8/15 at KC

PERSONAL: Kyle Benjamin Gibson...wife, Elizabeth (Straatmann)...daughter, Hayden Leigh (3/6/14)...2006 graduate of Greenfield-Central High School in Greenfield, IN...was a Louisville Slugger preseason All-American in 2006...named Hancock County Player of the Year...named Hoosier Heritage Conference Player of the Year...was a two-time Indianapolis Star All-East team selection...attended University of Missouri in Columbia, MO and was a communications major...went 28-10, 3.66 ERA (261.0 IP, 106 ER) with 61 walks, 304 strikeouts and seven complete games in 63 career games (29 starts) for the Tigers...participates annually in Twins Winter Caravan...is involved with Cheerful Givers, an association that supports helping children in need, providing gifts to disadvantaged children...annually hosts a fantasy football league to benefit various charities including the Twins Community Fund and Big League Impact.

CAREER HIGHLIGHTS: Since the start of 2014 has induced 49 ground ball double plays, fourth most in the AL...had a 2.35 ground ball-per-fly ball ratio 2014-15, which was third best in the AL...was awarded the 2015 Joseph W. Haynes Award for Twins Pitcher of the Year voted on by the Twin Cities Chapter of the BBWAA after leading the Twins in innings pitched (194.2), starts (32), strikeouts (145) and quality starts (17)... recorded double-digit win totals in each of last two seasons (13 in 2014 and 11 in 2015)...has pitched 374.0 innings and made 63 starts in last two seasons combined, leading the Twins staff...2010 recipient of ninth annual Jim Rantz Award, given to Twins minor league Pitcher of the Year.

2015:

- Made second career Opening Day roster and was club's third starter.
- Posted a 20.0-inning scoreless streak April 26-May 12, tied for 10th longest in AL in 2015...posted a 19.2-scoreless inning streak September 8-19, the 14th longest in the AL...was only pitcher in baseball to post multiple scoreless inning streaks of 19.2-or-longer.
- Set season-high and tied career-high with 8.0 innings pitched May 1 vs. Chicago-AL, allowing just four hits in a Twins 1-0 victory...tied season-high 8.0 innings pitched three more times: May 24 at Chicago-AL, July 2 at Kansas City and a complete game September 8 at Kansas City.
- Went 3-1, 1.36 ERA (39.2 IP, 6 ER) with nine walks and 24 strikeouts in six May starts...the 1.36 ERA led the AL and ranked fifth best in baseball...39.2 innings pitched were tied for seventh most in the AL.
- Set career-high with nine strikeouts June 5 vs. Milwaukee (7.0 IP).
- Set career-high with four straight wins June 27-July 12, posting an ERA of 1.30 (27.2 IP, 4 ER) in that span.
- Posted a 2.85 ERA (113.2 IP, 36 ER) in 18 starts pre-All-Star break, the fourth lowest ERA for a Twins starter since 1992 (minimum 80.0 innings pitched), trailing Francisco Liriano (1.83 in 2006), Johan Santana (2.75 in 2007) and Brad Radke (2.77 in 1998).
- Pitched first career complete game September 8 at Kansas City, but was dealt the loss, allowing four runs on six hits in 8.0 innings pitched.
- Earned 10th win September 13 at Chicago-AL, pitching 7.2 scoreless innings, marking his second straight double-digit win season.
- Set single-season career-high with 32nd start September 29 at Cleveland, earning his 11th and final win with 6.0 shutout innings, while tying his season/career-high of nine strikeouts.
- Ranked fourth in baseball in groundball double plays induced (27) and ranked second on club, trailing Mike Pelfrey (29)...also ranked fourth in baseball in groundball-doubleplays-per-9.0 IP (1.25) and 10th in ground ball-per-fly ball ratio (2.37).
- Led Twins in innings pitched (194.2), starts (32), strikeouts (145), quality starts (17) and tied with Phil Hughes for most wins (11).
- Pitched 6.0-plus innings in 20 starts and 7.0-plus in 10 starts.
- Given Joseph W. Haynes Award for Twins Pitcher of the Year voted on by the Twin Cities Chapter of the BBWAA.

AL LEADERS

OPPONENT GIDP SINCE 2014

1. Dallas Keuchel....57
2. Mark Buehrle....52
3. Rick Porcello....51
4. **Kyle Gibson....49**
5. Sonny Gray....40

AL LEADERS	
INNINGS PITCHED AMONG RHP SINCE 2014	
1. Corey Kluber	457.2
2. Felix Hernandez	437.2
3. R.A. Dickey	430.0
4. Sonny Gray	427.0
5. Chris Archer	406.2
6. Chris Tillman	380.1
7. Rick Porcello	376.2
8. Garrett Richards	376.0
9. Colby Lewis	375.0
10. Kyle Gibson	**374.0**

2014: Made first career Opening Day as the club's fifth starter...won each of first three starts becoming the first Twin since Livan Hernandez (2008) to make the Twins starting rotation and start the season with three straight victories...pitched 8.0 shutout innings April 17 vs. Toronto (Game 1), which lowered his ERA to 0.93...according to Elias Sports Bureau, since the original Washington Senators relocated to Minnesota in 1961, the only other Twins pitchers to win their first three starts of a season while posting an ERA below 1.00 were Bill Krueger in 1992 (0.75 ERA) and Francisco Liriano in 2006 (0.56 ERA)...went 37.0 innings without allowing a home run to start the season; his streak was snapped May 10 vs. Detroit by Miguel Cabrera...recorded first major league hit in fourth career at-bat June 2 at Milwaukee, singling off Matt Garza...went 4-1, 1.54 ERA (41.0 IP, 7 ER) with opponents hitting .213 (33-for-155) in first six home starts April 11-June 7...posted a 22.0 scoreless inning streak June 2-18, the fifth longest in club history for a starter (Elias); fifth longest for an AL starter in 2014...struck out season-high and set new single-game career-high with eight strikeouts June 18 at Boston; struck out eight again September 23 vs. Arizona...went 3-2, 3.16 ERA (37.0 IP, 13 ER) in six June starts...earned 10th win August 3 at Chicago-AL, allowing three runs on six hits in 7.0 innings pitched...ranked second on Twins staff in wins (13), starts (31), innings pitched (179.1) and third in strikeouts (107)...allowed just 12 home runs, tied for third fewest in the AL (minimum 170.0 innings pitched) and tied for sixth fewest in baseball...posted a 0.60 home run-per-9.0 innings pitched ratio, the seventh lowest in the AL...posted a ground ball percentage of 55.8%, the fifth highest in the AL...posted a 2.32 groundball-per-flyball ratio, the fourth highest in the AL...posted an ERA of 1.31 (96.0 IP, 14 ER) in his 13 wins and 8.10 ERA (83.1 IP, 75 ER) in his 12 losses...pitched 6.0-plus innings in 20 of his 31 starts and 7.0-plus in 13 starts.

2013: Participated in Twins major league spring training for the first time in his career and was optioned March 14...started the season with Triple-A Rochester...named Twins minor league Pitcher of the Week May 12 after pitching a complete game shutout May 8 at Toledo, allowing four hits, with two walks and eight strikeouts, earning the win...pitched second complete game shutout May 19 at Lehigh Valley, allowing three hits, with two walks and eight strikeouts, earning the win; had a no-hitter broken up with two outs in the eighth inning...became first Red Wings pitcher to toss two complete game shutouts in a season since Nick Blackburn in 2007...posted a 20.0-inning scoreless streak from May 14-30...went 5-0, 2.19 ERA (49.1 IP, 12 ER) with opponents batting .199 in seven starts from May 19-June 20 and was recalled by Minnesota June 25...at the time of his promotion, ranked first among International League pitchers in shutouts (2), tied for third in wins (7) and strikeouts (79), fourth in innings pitched (92.2), sixth in WHIP (1.14), and eighth in ERA (3.01)...made major league debut June 29 vs. Kansas City, allowing two runs on eight hits in 6.0 innings pitched with no walks and five strikeouts, earning the win...according to Elias, the win and five strikeouts made him just the third Twin to win his major league debut while striking out five-or-more batters, the others being Bert Blyleven in 1970 at RFK Stadium against Washington and Darrell Jackson in 1978 at Metropolitan Stadium against Detroit; they each had seven strikeouts...with the win, he became the 10th Twin to win in his debut as starter, first since Anthony Swarzak May 23, 2009 vs. Milwaukee...went 2-4, 6.53 ERA (51.0 IP, 37 ER) with 20 walks and 29 strikeouts in 10 starts for Minnesota and was optioned to Triple-A Rochester August 19...made two starts for the Red Wings, going 0-0, 1.86 ERA (9.2 IP, 2 ER) August 25-30 and was shut down for the season...ended the season with 27 starts and 154.0 innings pitched between Rochester and Minnesota...named right-handed starter on MiLB.com Twins organizational All-Star team.

2012: Made first start with GCL Twins July 10 vs. GCL Red Sox while on rehab assignment after recovering from "Tommy John" surgery on right elbow...transferred to Single-A Ft. Myers August 12 and made two starts, allowing two runs on six hits in 7.0 innings pitched...transferred to Triple-A Rochester August 24 and made two starts, allowing seven runs on 11 hits in 6.2 innings pitched...combined to go 0-2, 4.13 ERA (28.1 IP, 13 ER) with 26 hits allowed, six walks and 33 strikeouts in 13 games (11 starts) between three levels...pitched for Peoria Javelinas in the Arizona Fall League, going 3-2, 5.40 ERA (23.1 IP, 14 ER) with eight walks and 28 strikeouts in six starts...named Arizona Fall League Pitcher of the Week for Week 2, going 1-0, allowing six hits and one run with eight strikeouts and no walks in 5.0 innings...named to AFL's Top Prospect team and was ranked fourth best prospect in the AFL by *Baseball America*...ranked fourth best prospect and best slider in the Twins system by *Baseball America* entering the 2013 season...added to the Twins 40-man roster in November.

2011: Spent season at Triple-A Rochester and started 18 games...named International League Pitcher of the Week May 23-29 after going 2-0, 1.42 ERA with 18 strikeouts in 12.2 innings...selected to the All-Star Futures Game at Chase Field in Arizona, tossing 1.1 innings while giving up two hits and no runs...placed on disabled list August 2 with an injury to right arm, ending his season...had "Tommy John" surgery on right elbow September 7...ranked eighth best prospect and best slider in the Twins minor league system by *Baseball America* entering the 2012 season.

2010: Began season with Single-A Ft. Myers, losing first professional start April 8 at Bradenton...won next four decisions April 13-May 10, including first win April 13 at Charlotte...tossed complete game shutout, allowing one hit, April 29 at Jupiter...named Twins minor league Player of the Week May 1 after going 1-0 with one run allowed, five hits, five walks and 10 strikeouts in two starts (14.0 IP)...also earned Florida State League Pitcher of the Week honors May 3...promoted to Double-A New Britain May 11...earned the win while striking out 10 in first start with the Rock Cats May 15 at Harrisburg...won each of first three starts for the Rock Cats, including a 7.0-inning complete game May 25 vs. New Hampshire...named Twins minor league Pitcher of the Month for May, going 5-0, 1.62 ERA (39.0 IP, 7 ER) with 10 walks and 35 strikeouts in six starts between Ft. Myers and New Britain...named to the Eastern League All-Star team, representing the Eastern Division, pitching 1.0 scoreless inning...promoted to Triple-A Rochester August 12 and made three starts for the Red Wings...pitched 5.2 innings, 5.0 and 5.0 innings in those three starts...disabled for remainder of season with a left ankle sprain August 26...recipient of ninth annual Jim Rantz Award, given to Twins minor league Pitcher of the Year...ranked top prospect, as well as best slider and best change-up, in the Twins organization by *Baseball America* entering the 2011 season; also ranked 34th best prospect in baseball by *Baseball America*'s top 100 pre-2011 rankings...named to MiLB.com's 2010 Twins organizational All-Star team.

2009: Ranked third best prospect and best slider in the Twins system by *Baseball America* entering 2010...also ranked 61st on *Baseball America*'s top 100 pre-2010 rankings.

AMATEUR CAREER: Named to the All-Big 12 honorable mention team in 2007 and 2008 and All-Big 12 First-Team in 2009 while playing at University of Missouri...tied school record for strikeouts in a season (131) in 2009...went 11-3, 3.21 ERA (106.2 IP, 38 ER) and tossed five complete games in 2009...named *Baseball America* All-American Second-Team in 2009...ranked third best prospect in Cape Cod League by *Baseball America* in summer of 2007...named Golden Spikes Award semifinalist in 2009...named to USA Baseball Collegiate national team following the 2008 season and led team in wins (5)...earned the win for USA in 1-0 victory over Japan in the 2007 FISU World Championships gold medal game.

PROFESSIONAL: Selected by Twins in first round (22nd overall) of 2009 First-Year Player Draft; signed by scout JR DiMercurio...originally selected by Phillies in 36th round of 2006 First-Year Player Draft, but did not sign.

GIBSON'S PITCHING RECORD

YEAR	CLUB	W-L	ERA	G	GS	CG	SH	SV	IP	H	R	ER	HR	HB	BB	SO	WP	BK	BAA
2010	Ft. Myers	4-1	1.87	7	7	1	1	0	43.1	33	11	9	2	2	12	40	2	0	.213
	New Britain	7-5	3.68	16	16	1	0	0	93.0	91	39	38	5	4	22	77	3	0	.259
	Rochester	0-0	1.72	3	3	0	0	0	15.2	12	5	3	0	1	5	9	1	0	.214
2011	Rochester	3-8	4.81	18	18	0	0	0	95.1	109	57	51	11	1	27	91	5	0	.282
2012	GCL Twins	0-0	2.45	9	7	0	0	0	14.2	9	4	4	1	0	4	16	1	0	.176
	Ft. Myers	0-0	2.57	2	2	0	0	0	7.0	6	2	2	1	1	1	7	0	0	.231
	Rochester	0-2	9.45	2	2	0	0	0	6.2	11	7	7	1	0	1	10	0	0	.367
2013	Rochester	7-5	2.92	17	17	2	2	0	101.2	85	36	33	5	0	33	87	3	0	.227
	MINNESOTA	**2-4**	**5.63**	**10**	**10**	**0**	**0**	**0**	**51.0**	**69**	**38**	**37**	**7**	**5**	**20**	**29**	**4**	**0**	**.327**
2014	**MINNESOTA**	**13-12**	**4.47**	**31**	**31**	**0**	**0**	**0**	**179.1**	**178**	**91**	**89**	**12**	**2**	**57**	**107**	**11**	**0**	**.258**
2015	**MINNESOTA**	**11-11**	**3.84**	**32**	**32**	**1**	**0**	**0**	**194.2**	**186**	**88**	**83**	**18**	**7**	**65**	**145**	**7**	**0**	**.252**
Minor League Totals		**21-21**	**3.51**	**74**	**72**	**4**	**3**	**0**	**377.1**	**356**	**161**	**147**	**26**	**9**	**105**	**337**	**15**	**0**	**.249**
Major League Totals		**26-27**	**4.43**	**73**	**73**	**1**	**0**	**0**	**425.0**	**433**	**217**	**209**	**37**	**14**	**142**	**281**	**22**	**0**	**.264**

GIBSON'S CAREER FIELDING RECORD

POSITION	PCT	G	PO	A	E	TC	DP	PB
Pitcher	.991	73	47	58	1	106	7	—

GIBSON'S BATTING RECORD

BATTING	AVG	AB	R	H	2B	3B	HR	RBI	SH	SF	HBP	BB	SO	SB	CS	OBP
Career	.222	9	0	2	0	0	0	0	0	0	0	0	4	0	0	.222

J.R. GRAHAM

HEIGHT/WEIGHT: 5-11/175
BATS/THROWS: R/R
BORN: 1/14/90 in Livermore, CA
OPENING DAY AGE: 26
RESIDES: Livermore, CA
ACQUIRED: Rule 5 Draft from Atlanta, 12/11/14
M.L. SERVICE: 1 year
CONTRACT STATUS: Signed thru 2016

RHP 62

2015		GAME HIGHS	CAREER	
IP: 4.0, 6/6 at MIL	**Walks:** 2, 3x, last 10/4 vs. KC		**IP:** 4.0, 6/6/15 at MIL	**Walks:** 2, 3x, last 10/4/15 vs. KC
SO: 4, 2x, last 7/10 vs. DET	**CG:** - -		**SO:** 4, 2x, last 7/10/15 vs. DET	**CG:** - -
Win-Streak: 1, 8/25 at TB	**Low-Hit:** - -		**Win-Streak:** 1, 8/25/15 at TB	**Low-Hit:** - -

PERSONAL: Johnathan Ryan Graham...2008 graduate of Livermore (CA) High School...attended Santa Clara University (CA) for three years from 2009-11, where he went 4-9, 4.83 ERA (123.0 IP, 66 ER) with 32 walks and 101 strikeouts in 65 games (5 starts)...was the highest player drafted from Santa Clara University (4th Round, 146th overall) since Randy Winn was selected by the Florida Marlins in 1995 (3rd round, 65th overall)... in 2011, his 0.68 walks-per-9.0 innings ranked him fourth nationally.

CAREER HIGHLIGHTS: Twins are his second organization (Atlanta 2011-14) after being selected in 2014 Rule 5 Draft...named 20th best prospect in Twins system by *Baseball America* entering 2015...2014 Southern League Midseason All-Star...named third best prospect in Braves system by *Baseball America*, entering 2014...2012 Braves minor league Pitcher of the Year...named second best prospect in Braves system by *Baseball America* entering the 2013 season.

2015:

- Made Twins Opening Day roster, the first of career.
- Made major league debut April 6 at Detroit, tossing 2.0 scoreless inning of relief with two hits allowed and one walk.
- Recorded first career strikeout April 11 at Chicago-AL, fanning Alexei Ramirez.
- Made first career start June 6 vs. Milwaukee (filling rotation spot from postponement), allowing one run on six hits in 4.0 innings pitched.
- Earned first major league win August 25 at Tampa Bay, allowing one run in 0.2 inning of relief.
- Placed on 15-day disabled list August 26 with right shoulder inflammation; reinstated September 11...tied for eighth among AL rookies in games (34) at time of injury.
- Ranked sixth among AL rookie relievers in innings pitched (59.2) and eighth in baseball...ranked seventh among AL rookie relievers in strikeouts (50).

2014: Spent second straight season with Double-A Mississippi (Atlanta)...posted a 1.86 ERA (19.1 IP, 4 ER) in five April appearances...allowed just two home runs all season, both coming in same game June 2 at Montgomery...named Southern League Midseason All-Star...placed on 7-day disabled list June 27 with right triceps tendinitis; reinstated July 19...made first 19 appearances as starter and final eight as reliever...went 1-5, 5.26 ERA (63.1 IP, 37 ER) in 19 starts and 0-0, 7.88 ERA (8.0 IP, 7 ER) in eight relief appearances...selected by the Twins in the major league phase of the Rule 5 Draft December 11...named 20th best prospect in Twins system by *Baseball America* entering 2015.

2013: Spent entire season with Double-A Mississippi (Atlanta)...set season-high seven strikeouts April 16 vs. Jackson...tossed 7.0 scoreless innings, allowing just four hits April 21 at Mobile, earning his only win of the season...placed on 7-day disabled list with a right shoulder strain May 14 and was shutdown for remainder of the season...named third best prospect in Braves system by *Baseball America*, entering 2014.

2012: Started season with Single-A Lynchburg (Atlanta)...pitched a career-high 8.0 innings May 6 vs. Myrtle Beach, allowing just one run on six hits...went 8-1, 2.53 ERA (81.2 IP, 23 ER) in 13 games pre-All-Star break and was named Carolina League Midseason All-Star...named Southern League Pitcher of the Week August 20-26, going 2-0, allowing no runs on four hits in 12.0 innings...held right-handed hitters to a .197 (63-for-320) average, while left-handers hit .273 (60-for-220)...his 12 wins tied for second most among Braves minor leaguers...combined to go 12-2, 2.80 ERA (148.0 IP, 46 ER) with 110 strikeouts and 34 walks in 26 starts between both levels...named Braves minor league Pitcher of the Year... named second best prospect in Braves system by *Baseball America* entering the 2013 season.

2011: Spent first professional season with Rookie Danville (Atlanta)...led the Appalachian League in ERA (1.72) and was best in Braves system... named Braves organization Pitcher of the Year...named to *Baseball America* Rookie All-Star team...named 13th best prospect in the Braves organization according to *Baseball America* entering 2012.

PROFESSIONAL: Selected by Atlanta in fourth round of 2011 First-Year Player Draft; signed by scout Tim Moore...originally drafted by Oakland in 46th round of 2008 First-Year Player Draft, but did not sign.

GRAHAM'S PITCHING RECORD

YEAR	CLUB	W-L	ERA	G	GS	CG	SH	SV	IP	H	R	ER	HR	HB	BB	SO	WP	BK	BAA
2011	Danville	5-2	1.72	13	8	0	0	0	57.2	52	15	11	0	1	13	52	4	1	.245
2012	Lynchburg	9-1	2.63	17	17	1	0	0	102.2	88	34	30	6	2	17	68	2	0	.236
	Mississippi	3-1	3.18	9	9	0	0	0	45.1	35	17	16	2	2	17	42	2	0	.210
2013	Mississippi	1-3	4.04	8	8	0	0	0	35.2	39	16	16	0	0	10	28	1	0	.283
2014	Mississippi	1-5	5.55	27	19	0	0	0	71.1	79	47	44	2	6	26	50	1	0	.289
2015	**MINNESOTA**	**1-1**	**4.95**	**39**	**1**	**0**	**0**	**0**	**63.2**	**73**	**41**	**35**	**10**	**4**	**21**	**53**	**5**	**1**	**.287**
Minor League Totals		**19-12**	**3.37**	**74**	**61**	**1**	**0**	**0**	**312.2**	**293**	**129**	**117**	**10**	**11**	**83**	**240**	**10**	**1**	**.252**
Major League Totals		**1-1**	**4.95**	**39**	**1**	**0**	**0**	**0**	**63.2**	**73**	**41**	**35**	**10**	**4**	**21**	**53**	**5**	**1**	**.287**

GRAHAM'S CAREER FIELDING RECORD

POSITION	PCT	G	PO	A	E	TC	DP	PB
Pitcher	1.000	39	6	11	0	17	0	—

MISCELLANEOUS BASEBALL TERMINOLOGY

WHIP (Walks and Hits per Innings Pitched)**:** Add a pitchers walk total with his hit total and divide by the amount of innings pitched.

QUALITY STARTS: A starting pitcher logs at least 6.0 innings and allows three-or-fewer earned runs in an outing.

TOTAL BASES: Number of bases a hitter gains via hits only (add all together)...single = 1, double = 2, triple = 3, home run = 4.

AT-BAT vs. PLATE APPEARANCE: Plate appearance refers to any time a batter completes a turn batting. (NOTE: A plate appearance cannot be logged if a preceding runner was out on the base paths for a third out or the game ends with a runner scoring from third on a wild pitch or balk). At-bat refers to any turn batting that does not result in a walk, hit by pitch, sac-fly or sac-hit (bunt).

OPS (On-Base Plus Slugging): A player's on-base percentage plus his slugging percentage. MLB average in 2015 was .721. Major League Baseball's leader was Washington's Bryce Harper at 1.109.

CLOSE AND LATE: A situation in which the game is in the seventh inning-or-later and the team batting is either leading by one run, tied, or has the potential tying run on base, at-bat, or on deck.

TIMES ON BASE: Includes the total number of times a hitter reaches base as result of a hit, walk, or hit by pitch...does not include times a hitter reaches via error or fielder's choice.

CATCHER'S ERA: The earned run average of a team's pitchers with a particular catcher behind the plate. To compute, multiply nine by the earned runs allowed by the pitchers for that specific catcher, then divide that figure by his innings caught.

HOLD: Credited to a relief pitcher who enters a game in a save situation, records at least one out and leaves the game never having surrendered the lead. NOTE: A pitcher cannot finish a game and earn a hold.

JOHN HICKS

HEIGHT/WEIGHT: 6-2/228
BATS/THROWS: R/R
BORN: 8/31/89 in Richmond, VA
OPENING DAY AGE: 26
RESIDES: Goochland, VA
ACQUIRED: Claimed off waivers from Seattle, 12/2/15
M.L. SERVICE: 38 days
CONTRACT STATUS: Signed thru 2016

@JOHNHICKS08

C 66

2015		GAME HIGHS	CAREER	
Hits: 1, 2x, last 9/27 at LAA	**HR:** - -		**Hits:** 1, 2x, last 9/27/15 at LAA	**HR:** - -
RBI: 1, 9/12 vs. COL	**Grand Slam:** - -		**RBI:** 1, 9/12/15 vs. COL	**Grand Slam:** - -
Hit-Streak: 1, 2x, last 9/27	**SB:** 1, 9/1 at HOU		**Hit-Streak:** 1, 2x, last 9/27/15	**SB:** 1, 9/1/15 at HOU

PERSONAL: John Austin Hicks...2008 graduate from Goochland (VA) High School...played for the University of Virginia from 2009-2011...named All-ACC First-Team as a junior in 2011...played select baseball during high school with Seahawks quarterback Russell Wilson.

2015:

- Started season with Triple-A Tacoma in the Seattle organization.
- Recorded 20 multi-hit games for the Rainiers (83 total games).
- Caught 67 games for the Rainiers, played 11 games at first base and one in the outfield; recorded a 44.0 caught stealing percentage (33 CS, 42 SB).
- Hit .299 (26-for-87) with four doubles, two home runs and nine RBI in final 24 games for Rainiers.
- Recalled by Seattle August 28.
- Made major league debut August 29 at Chicago-AL as a defensive replacement, playing third base.
- Recorded first career major league hit August 30 at Chicago-AL, singling off Jose Quintana.
- Recorded first career major league RBI September 12 vs. Colorado on a sacrifice bunt.
- Designated for release or assignment by Seattle November 23; claimed off waivers by Minnesota December 2.

2014: Began season with Double-A Jackson (Seattle)...hit .345 (39-for-113) with eight doubles, two triples, three home runs, 17 RBI and 22 runs scored over final 32 games with the Generals...promoted to Tacoma July 8 and hit his first Triple-A home run in his debut with the Rainiers July 10 at Salt Lake...hit safely in 18 of his first 21 games with Tacoma, hitting .325 (25-for-77) with two doubles, one triple, two home runs and 19 RBI...combined to hit .290 (84-for-290) with 12 doubles, three triples, five home runs, 47 RBI and seven stolen bases at both levels combined...played for the Surprise Saguaros in the Arizona Fall League, hitting .304 (14-for-46) with four doubles, two home runs and 11 RBI in 13 games...ranked as Mariners 13th best prospect by *Baseball America*, entering 2015.

2013: Spent season with Double-A Jackson (Seattle)...placed on 7-day disabled list May 20-June 1 with strained right groin...led Southern League qualifying catchers with a 49.3 caught stealing percent (35 CS, 36 SB)...hit safely in 16 of 17 games, including 16 consecutive starts, April 14-May 10.

2012: Spent season with Single-A High Desert (Seattle)...named California League Mid- and Postseason All-Star...recorded three multi-homer games: May 24 vs. Modesto, June 29 vs. Inland Empire and September 1 vs. Lancaster...led California League and all full season qualifying catchers with a 53.8 caught stealing percent (57 CS, 49 SB)...caught stealing percentage was the highest amongst full season qualifying catchers since Jose Felix threw out 62.9 percent of basestealers for Bakersfield Blaze in the California League in 2010...led California League catchers in games caught (98), total chances (863), putouts (763), assists (92) and double plays (11).

2011: Began professional career with Single-A Clinton (Seattle), hitting .309 (43-for-139) with two home runs and 26 RBI in 38 games...recorded season-high nine-game hitting streak August 17-27, hitting .500 (17-for-34) with five doubles, two triples, one home run 12 RBI and nine runs scored in that span.

PROFESSIONAL: Selected by Seattle in fourth round of 2011 First-Year Player Draft; signed by scout Mike Moriarty...originally drafted by Los Angeles-AL in 31st round of 2008 First-Year Player Draft, but did not sign, electing to attend University of Virginia.

HICKS' PLAYING RECORD

YEAR	CLUB	AVG	G	AB	R	H	2B	3B	HR	RBI	SH	SF	HBP	BB	SO	SB	CS	E	OBP
2011	Clinton	.309	38	139	21	43	9	2	2	26	0	3	1	5	17	2	3	1	.331
2012	High Desert	.312	121	506	87	158	32	2	15	79	0	1	3	28	73	22	8	8	.351
2013	Jackson	.236	80	296	40	70	14	1	4	29	1	2	6	22	62	13	4	4	.301
2014	Jackson	.296	53	189	29	56	10	2	3	27	1	1	0	20	42	6	3	1	.362
	Tacoma	.277	28	101	13	28	2	1	2	20	0	2	2	7	24	1	0	1	.330
2015	Tacoma	.245	83	298	39	73	15	1	6	35	1	4	0	17	71	9	2	12	.282
	SEATTLE	**.063**	**17**	**32**	**1**	**2**	**1**	**0**	**0**	**1**	**1**	**0**	**0**	**1**	**18**	**1**	**1**	**1**	**.091**
Minor League Totals		**.280**	**403**	**1529**	**229**	**428**	**82**	**9**	**32**	**216**	**3**	**13**	**12**	**99**	**289**	**53**	**20**	**27**	**.326**
Major League Totals		**.063**	**17**	**32**	**1**	**2**	**1**	**0**	**0**	**1**	**1**	**0**	**0**	**1**	**18**	**1**	**1**	**1**	**.091**

HICKS' CAREER FIELDING RECORD

POSITION	PCT	G	PO	A	E	TC	DP	PB
Catcher	.988	14	72	10	1	83	1	0
Third Base	1.000	1	1	0	0	1	0	—
Totals	**.988**	**15**	**73**	**10**	**1**	**84**	**1**	**0**

TWINS BIGGEST INNINGS

INNING	RUNS	DATE	OPPONENT	SCORE	WINNER	LOSER
1	11	7-18-62	Cleveland	14-3	Stigman	Latman
2	10	8-6-12	at Cleveland	14-3	Diamond	McAllister
3	8	5x, last 5-22-01	Seattle	12-11	Wells	Abbott
4	11	8-5-77	Cleveland	14-10	Zahn	Monge
	10	4-30-85	at Detroit	11-2	Butcher	Wilcox
	10	6-28-92	at Oakland	10-2	S. Erickson	Campbell
5	11	5-20-94	Boston	21-2	Pulido	Hesketh
6	9	7-31-88	at Cleveland	12-4	Toliver	Farrell
		9-14-04	Chicago-AL	10-2	Santana	Garcia
		8-22-14	Detroit	20-6	Pressly	Ray
7	10	6-4-02	Cleveland	23-2	Reed	Drese
8	9	9-11-66	Baltimore	11-6	Worthington	S. Miller
		8-3-14	at Chicago-AL	16-3	Gibson	Guerra
9	7	9-3-73	at Kansas City	11-5	B. Campbell	Garber
		5-6-78	at Baltimore	8-7	Thayer	Stanhouse
		7-10-15	Detroit	8-6	May	Soria
10	11	6-21-69	at Oakland	14-4	Grzenda	Lindblad
11	6	8-5-62	at Detroit	8-3	Kaat	Nischwitz
		9-1-70	at Milwaukee	7-1	Kaat	Bolin
12	4	8-14-93(1)	at Oakland	5-1	Casian	Honeycutt
13	5	5-19-64	at New York-AL	7-2	Roland	Reniff
14	4	8-10-05	at Seattle	7-3	Nathan	Nelson
15	4	6-6-73	at Cleveland	7-3	Corbin	Johnson
16	5	8-16-05	at Chicago-AL	9-4	Romero	Adkins
18	4	7-19-69	at Seattle	11-7	Perry	Gelnar
22	1	8-31-93	Cleveland	5-4	Merriman	Grimsley

PHIL HUGHES

HEIGHT/WEIGHT: 6-5/238
BATS/THROWS: R/R
BORN: 6/24/86 in Mission Viejo, CA
OPENING DAY AGE: 29
RESIDES: Laguna Beach, CA
ACQUIRED: Signed as free agent, 12/5/13
M.L. SERVICE: 8 years, 113 days
CONTRACT STATUS: Signed thru 2019

@PJHUGHES45

RHP 45

★ 2010

2015		GAME HIGHS	CAREER	
IP: 8.0, 3x, last 6/24 vs. CWS	**Walks:** 2, 2x, last 8/4 at TOR		**IP:** 9.0, 6/3/12 at DET	**Walks:** 5, 6x, last 6/12/13 at OAK
SO: 9, 4/24 at SEA	**CG:** 1, 4/24 at DET		**SO:** 11, 9/13/14 at CWS	**CG:** 4, last 4/24/15 at DET
Win-Streak: 6, 6/19-7/30	**Low-Hit:** 6, 4/24 at SEA		**Win-Streak:** 9, 8/14/09-5/12/10	**Low-Hit:** 4, 6/3/12 at DET

PERSONAL: Philip Joseph Hughes...2004 graduate from Foothill High School in Santa Ana, CA, where he owns the school record for most career wins (23) and ranks third in school history with 182 strikeouts...named the 2004 Most Valuable Player with a 9-1 record and a 0.69 ERA...was honored as a pre-season All-American prior to his junior year and set school single-season records with 12 wins and a 0.64 ERA that season...tossed a perfect game on April 8, 2004 in a 9-0 win over Laguna Hills...named to the Los Angeles Times' 2004 All-Star team...prior to being drafted, was named by *Baseball America* as the top right-handed pitcher in the Orange County region...was primarily a third baseman until his sophomore year of high school...received the 2010 Ben Epstein-Dan Castellano "Good Guy" Award from the New York chapter of the BBWAA...participated in Twins Winter Caravan in 2015.

CAREER HIGHLIGHTS: Leads Twins in wins (27) and strikeouts (280) since 2014...from 2014-15, had the second fewest walks (32 in 365.0 IP) in the majors among pitchers with at least 200.0 IP behind only Michael Pineda (28 walks in 237.0 IP)...ranked best control in AL in *Baseball America's* annual tools survey in 2015...given 2014 Calvin R. Griffith Award for Most Valuable Twin and the Joseph W. Haynes Award for Twins Pitcher of the Year, both awards voted on by the Twin Cities Chapter of the BBWAA...set MLB record for highest strikeout-to-walk ratio at 11.63 in 2014...in 2014, became sixth pitcher (7th time) in baseball history to reach 200.0 innings pitched and walk less than 20 batters...finished seventh in AL Cy Young Award voting in 2014...ranked third best control in AL in *Baseball America's* annual tools survey in 2014...named to AL All-Star team in 2010 with Yankees...won World Series with Yankees in 2009, appearing in nine postseason games...has recorded double-digit wins four times in his last six seasons (18 in 2010, 16 in '12, 16 in '14 and 11 in '15)...drafted by Yankees 23rd overall in 2004, one pick behind Glen Perkins (Twins) and three behind Trevor Plouffe (Twins).

2015:

- Made first career Opening Day start April 6 at Detroit, allowing four runs on eight hits in 6.0 innings pitched with one walk and six strikeouts and was issued the loss.
- Surpassed 1,000 career innings pitched April 12 at Chicago-AL.
- Pitched fourth career complete game and first of season April 24 at Seattle, allowing two runs in 8.0 innings with a season-high nine strikeouts, but was issued the loss.
- Earned first win of season May 4 vs. Oakland, allowing five runs on nine hits in 6.0 innings pitched, snapping a four-game losing streak.
- Recorded four-game winning streak May 4-27, tied for fourth longest streak of career.
- Recorded 900th career strikeout June 24 vs. Chicago-AL, fanning Jose Abreu in the sixth inning.
- Pitched 40.2 innings in June (6 starts), tied for seventh most in the AL and tied for ninth most in baseball.
- Won 10th game July 30 vs. Seattle, marking the fourth time in his career to reach double-digit victories and first time in consecutive seasons.
- Posted six-game win-streak June 19-July 30, tied for second longest of career and longest win-streak for a Twin since 2010.
- Placed on 15-day disabled list August 14 with lower back inflammation; reinstated September 15 and made two starts and two relief appearances to end his season.
- Set single-season career-high in home runs allowed (29), tied for most in the AL.
- Led baseball in fewest walks (16) among pitchers with a minimum of 150.0 innings pitched, his second straight season with fewer than 20 walks.
- Ranked best control in AL in *Baseball America's* annual tools survey.

MLB LEADERS

FEWEST WALKS SINCE 2014 (MIN. 350 IP)

1. **Phil Hughes.....32**
2. Bartolo Colon.....54
3. Jordan Zimmermann.....68
4. Clayton Kershaw.....73
5. Dan Haren.....74

2014: Began first season with Twins and made Twins debut April 3 at Chicago-AL, allowing four runs on seven hits in 5.0 innings pitched with one walk and seven strikeouts (ND)...earned first victory as Twin April 20 at Kansas City, allowing three runs on nine hits in 6.0 innings pitched...won six consecutive decisions April 20-June 1, posting an ERA of 1.99 (54.1 IP, 12 ER) in that span...made return to New York-AL June 1, setting a season-high with 8.0 innings pitched, allowing two runs on three hits, earning the win...walked Alcides Escobar on a full count in the second inning April 20 at Kansas City, his final walk before going 178 batters-faced without allowing a walk until Brian McCann's base on balls in the second inning June 1 at New York-AL...according to Elias Sports Bureau, it marked the second longest such streak in Twins history, trailing only Brad Radke's 191 consecutive in 2005...posted a 1.62 ERA (33.1 IP, 6 ER) in five May starts, the second best ERA in baseball during the month...posted a streak of 106 plate appearances between walks from June 1-June 22...pitched first complete game of season and third of career June 17 at Boston, allowing two runs on eight hits but was dealt the loss...pitched 41.2 innings in June, the fifth most in the AL for the month...most innings in one month for a Twin since Scott Baker tossed 44.0 in June of 2011...earned 10th win July 13 at Colorado, marking the third time in his career with double-digit wins; second time in his career with double-digit wins prior to All-Star break (first was 2010 when he had 11 wins)...earned 15th win September 1 at Baltimore, allowing three runs (0 earned) on five hits in 8.0 innings pitched; joined Rick Porcello, Max Scherzer and Jered Weaver—each also with 15—for the most in the AL at the time...set single-game career-high with 11 strikeouts September 13 at Chicago-AL; the first time since July 18, 2012 that a Twin struck out 10-plus in a game, when Francisco Liriano did it against Baltimore...pitched 7.0 innings in that start, setting a new single-season career-high in innings, giving him 194.2 at the time, passing his previous high of 191.1 in 2012 with New York-AL...pitched 7.0-plus innings in each of final nine starts August 10-September 24...surpassed 200.0 innings pitched September 19 vs. Cleveland; finished with 209.2 innings pitched, 10th most in AL...became 25th different Twin to reach 200.0 innings and first since Carl Pavano (222.0) in 2011...his 16 walks were the fewest in club history for a 200.0-inning pitcher...set MLB record for highest strikeout-to-walk ratio at 11.63...became the sixth pitcher (7th time) in baseball history to reach 200.0 innings pitched and less than 20 walks, first since Cliff Lee in 2010 (212.1 IP and 18 walks)...won 16th and final game September 24 vs. Arizona...according to Elias, became the fourth pitcher in major league history to follow a season with four-or-fewer wins with 16-plus wins the following season (minimum 25 starts); the others being Frank Mountain (4-21 in 1882, 26-33 in 1883), Jerry Koosman (3-15 in 1978, 20-13 in 1979) and Matt Keough (2-17 in 1979, 16-13 in 1980); Koosman similar to Hughes: three wins in 1978 for New York-NL then won 20 in 1979 with Minnesota...finished the year with 16 wins and just 16 walks allowed...according to Elias, just three pitchers in the modern era registered as many or more wins as walks while winning at least 15 games: Christy Mathewson did it twice (25 wins, 21 walks in 1913 and 24 wins, 23 walks in 1914) and Slim Sallee (21 wins, 20 walks in 1919)...pitched 6.0-plus innings in 26 of 32 starts and 7.0-plus in 19 starts...one of five pitchers in AL with 19 7.0-plus games (David Price - 26, Felix Hernandez - 24, Corey Kluber - 21, Jon Lester - 19)...Twins went 20-12 in his starts...ranked third best control in AL in *Baseball America's* annual tools survey, behind David Price and Hisashi Iwakuma...given the Calvin R. Griffith Award for Most Valuable Twin and the Joseph W. Haynes Award for Twins Pitcher of the Year, both awards voted on by the Twin Cities Chapter of the BBWAA...restructured and signed a new five-year contract extension December 22, covering 2015-19.

2013: Did not appear in official spring training game after experiencing upper back stiffness following the Yankees workout February 18 at Steinbrenner Field in Tampa, and later diagnosed with a bulging disc...threw for the first time on flat ground March 3...threw simulated game March 18 and faced minor league hitters on March 22 at the Yankees minor league complex...pitched in an extended spring training game April 1...placed on 15-day disabled list March 31 (retro March 22) with right upper back thoracic injury; missed four games and was reinstated prior to start April 6 at Detroit...pitched 8.0 shutout innings May 4 vs. Oakland, allowing four hits, two walks and nine strikeouts; tossed a season-high 118 pitches, his most since June 3, 2012 at Detroit (123 pitches)...gave up a home run to Jarrod Dyson in the second inning May 10 at Kansas City, snapping a 23.2 homerless inning streak dating back to the sixth inning April 18 vs. Arizona, 0.2 innings shy of career-high of 24.1...lasted just 0.2 innings pitched May 15 vs. Seattle, the shortest outing of career...posted a record of 0-7, 5.63 ERA (54.1 IP, 34 ER) in final 13 starts July 8-September 25, marking the longest losing streak of career...posted a 0.70 groundball to flyball ratio, the second-lowest among all starters in baseball.

AL LEADERS

GAMES STARTED SINCE 2012

1.	Felix Hernandez	129
2.	David Price	124
3.	Rick Porcello	119
	Jose Quintana	119
	Justin Verlander	119
	C.J. Wilson	119
7.	**Phil Hughes**	**118**
8.	Wei-Yin Chen	117
	Ubaldo Jimenez	117
10.	Chris Sale	116

2012: Started the season as the Yankees third starter...went 1-4 in April, followed by 15-9, 3.77 ERA (169.2 IP, 71 ER) over final 27 starts since May 6; only Jered Weaver (16) had more wins in the AL over that span...tossed second career complete game June 3 at Detroit...made 100th career start September 13 at Boston; according to Elias, he became fifth pitcher to reach the plateau with the Yankees after being selected by the team in the First-Year Player Draft, joining Stan Bahnsen, Doc Medich, Ron Guidry and Andy Pettitte...struck out four batters in the fourth inning September 20 vs. Toronto (Hechavarria reached on a passed ball), becoming the second pitcher in franchise history to fan four batters in a single inning (A.J. Burnett June 24, 2011)...made two postseason starts for the Yankees (ALDS Game 4 vs. Baltimore and ALCS Game 3 at Detroit), going 0-1, 1.86 ERA (9.2 IP, 2 ER)...removed from ALCS Game 3 with a stiff back after 3.0 innings...tied Hiroki Kuroda for the most wins (16) on the staff and ranked second in starts (32) to Kuroda...recorded a decision in 29 of 32 starts, tied for most decisions among major league pitchers (Gio Gonzalez, Matt Harrison and Clayton Richard)...tied for second in majors in home runs allowed (35)...allowed 22 home runs at home, the most in baseball and most in a single season in franchise history...went 11-4, 3.74 ERA (98.2 IP, 41 ER) in 16 starts at Yankee Stadium, tied for the most home victories in baseball...walked two-or-fewer batters in 28 of 32 starts...posted a 2.16 walks-per-9.0 IP ratio, eighth-lowest in the AL.

2011: Started the season as the Yankees third starter...placed on 15-day disabled list with right shoulder inflammation April 15, transferred to 60-day DL May 25...pitched in three rehab starts with Single-A Staten Island and Double-A Trenton...missed 84 Yankee games before being reinstated July 6...pitched first career shutout in his rain-shortened start August 2 at Chicago-AL, allowing three hits and no walks in 6.0 innings...made first relief appearance of season August 7 at Boston; first relief appearance since October 2, 2010 at Boston...made two relief appearances in the ALDS vs. Detroit, tossing 2.1 scoreless innings.

2010: Began season as Yankees fifth starter...made two starts in extended spring training while remaining on the Yankees 25-man active roster...allowed just 10 hits in first four starts of the season (25.0 IP) and 17 in first five starts (32.0 IP); according to Elias, became the first major league pitcher since the Yankees David Cone in 1999 to allow less hits-to-innings pitched in four of first five starts of a season...carried a no-hitter through 7.0 innings April 21 at Oakland, allowing one run on one hit in 7.1 innings with 10 strikeouts...won first five decisions to start the season, the youngest Yankees starter to begin a season 5-0 since Whitey Ford in 1950 (9-0)...posted a 1.38 ERA in first six starts; according to Elias, he became the first Yankee with at least five wins and a sub-1.50 ERA through his first six starts since Bob Turley in 1958 (6-0, 0.83 ERA)...joined Andy Pettitte at 5-0 to start the season, marking just the fourth time in the previous 50 years that two Yankees starters each won their first five

decisions in a season; also occurred in 2004 (Kevin Brown and Orlando Hernandez), 2003 (Mike Mussina and David Wells) and 1980 (Ron Guidry and Tommy John), according to Elias...named to first career AL All-Star team (named from player ballot); according to the Elias, became the third-youngest pitcher to represent the Yankees in an All-Star Game (1956-Johnny Kucks, age 22; and 1965-Mel Stottlemyre, age 23)...allowed two runs on two hits in 0.1 innings and charged with the loss in the 3-1 NL victory, becoming the first Yankee to take the loss in the an All-Star Game since Tommy John in 1980...made 50th career start August 14 at Kansas City; according to Elias, he became the youngest Yankee to make his 50th career start since Al Downing (at 24 years, 51 days) in 1964...earned 16th win August 31 vs. Oakland, joining CC Sabathia (18-5) to give the Yankees two pitchers each with 16 wins prior to September 1 for the first time since 1998 (David Cone-18 and David Wells-16)...made three Postseason starts, going 1-2, 6.32 ERA (15.2 IP, 11 ER)...threw 7.0 scoreless innings in first career postseason start in Game 3 of the ALDS on September 9 vs. Minnesota, earning the win in the 6-1 victory to complete the series sweep; became the first Yankee under the age of 25 to win a postseason start since Dave Righetti on October 15, 1981 in Game 3 of the ALCS vs. Oakland...started and was dealt the loss in Game 2 and Game 6 of the ALCS at Texas, allowing 11 earned runs on 8.2 innings pitched combined...at 24 years, 114 days, became the youngest Yankee to start either Game 1 or 2 of a playoff series since Andy Pettitte started Game 2 of the 1996 ALDS at 24 years, 109 days...finished regular season tied for fourth in the AL and tied for seventh in baseball in wins (18)...tied for fifth in the AL and tied for sixth in the majors in winning percentage (.692)...pitched 5.0-plus innings in 28 of 29 starts (only exception on August 25 at Toronto, 3.2 IP)...the Yankees went 20-9 in his starts...became second Yankees pitcher age 24-or-younger in previous 45 years to win at least 18 games (also Andy Pettitte in 1996, 21 wins)...was the youngest Yankees right-hander to win at least 18 games in a season since 23-year-old Mel Stottlemyre won 20 games in 1965...joined CC Sabathia (21-7) as first pair of 18-game winners for Yankees at 30-years-old-or-younger since 1978 (Ron Guidry 25-3 and Ed Figueroa 20-9)...allowed 20 home runs at home, tied for most in the majors...received a 7.49 run support average in starts, the highest mark among qualifying major leaguers.

2009: Opened the year with Triple-A Scranton/Wilkes-Barre (New York-AL), going 3-0, 1.86 ERA (19.1 IP, 4 ER) with three walks and 19 strikeouts in three starts...recalled April 28 and made start that night at Detroit, tossing 6.0 scoreless innings with two hits allowed and six strikeouts, earning the win...made seven starts and was moved to the bullpen in June...made first career regular season relief appearance June 8, tossing a perfect seventh inning...posted a 23.1-inning scoreless stretch June 10-July 30, marking the longest single-season scoreless stretch for a Yankees reliever since Mariano Rivera's 30.2-inning scoreless stretch to finish the 1999 regular season, according to Elias...earned first regular season win as a reliever July 17 vs. Detroit, tossing 2.0 scoreless innings...earned first career save July 23 vs. Oakland, tossing 2.0 perfect innings, becoming the youngest Yankees pitcher to earn a save of at least six outs since 18-year-old Jose Rijo recorded a 3.0-inning save April 18, 1984 at Cleveland, according to Elias...made nine postseason appearances, going 0-1, 8.53 ERA (6.1 IP, 6 ER)...held opponents to a .217 (68-for-314) average; lefties hit .257 (36-for-140), righties .184 (32-for-174)...led all major league relievers in ERA (1.44)...struck out 33.7% of batters faced as a reliever, the second-highest mark in baseball...37 of 44 appearances were scoreless...held opponents hitless in 24 outings...stranded 15-of-16 inherited runners (93.8%)...led the AL in ERA post-All-Star break (1.64)...ranked fourth in baseball after the All-Star break with 12.55 strikeouts-per-9.0 IP ratio.

2008: Opened the season as the youngest pitcher in the majors and the second youngest player in the majors behind Arizona's Justin Upton (20 years old, born August 25, 1987); according to the Elias Sports Bureau, was the youngest pitcher to begin a season in the Yankees rotation since Bill Burbach in 1969 (Opening Day age of 21 years, 232 days)...made first start April 3 vs. Toronto in the Yankees third game, becoming the youngest Yankees pitcher to start one of the club's first three games since Waite Hoyt (21 years, 217 days) in the second game of 1921...underwent an MRI May 1, revealing a stress fracture in ninth right rib and was placed on 15-day disabled list that day...transferred to 60-day disabled list July 18...returned from rehab, reinstated from 60-day DL and optioned to Charleston July 30...made two postseason starts with Scranton/WB, going 1-0, 0.69 ERA (13.0 IP, 1 ER)...recorded series-clinching win in Game 4 of the Governor's Cup Series September 12 at Durham, allowing just one earned run in 5.0 innings with 12 strikeouts, establishing a Scranton/WB single-game playoff strikeout record...his 23 strikeouts also set a franchise-postseason record...recalled from Scranton/WB prior to September 13 doubleheader vs. Tampa Bay and joined the Yankees the following day...pitched for Peoria Javelinas of the Arizona Fall League 2-0, 3.00 ERA (30.0 IP, 10 ER) in seven starts.

2007: Started season with Triple-A Scranton/Wilkes-Barre...had contract purchased April 25 and made major league debut in a start the next night vs. Toronto, allowing four runs on seven hits in 4.1 innings pitched...was the youngest Yankees pitcher (20 years, 306 days old) to debut since Jose Rijo on April 5, 1984 (18 years, 328 days); since Rijo's first appearance, the only other Yankees to make their major league debuts under the age of 21 were Derek Jeter (20 years, 337 days), Dioner Navarro (20 years, 211 days) and Melky Cabrera (20 years, 330 days)...earned first major league win in second start on May 1 at Texas, tossing 6.1 hitless innings before being removed in the seventh inning with a left hamstring strain...placed on 15-day disabled list with a strained left hamstring May 3-August 4, missing 85 games...transferred to 60-day DL June 9...endured setback May 25 when he suffered a sprained left ankle while participating in agility drills in Tampa...made five rehab starts July 9-29 with Single-A Tampa, Double-A Trenton and Triple-A Scranton/WB...selected to Triple-A All-Star Game July 11 at Isotopes Park in Albuquerque, pitching 0.2 innings of relief...named International League Pitcher of the Week July 23-29, going 2-0, 0.00 ERA (12.2 IP)...returned from rehab and reinstated from 60-day DL August 4...appeared in two ALDS games vs. Cleveland, allowing one earned run in 5.2 innings of relief.

2006: Began the season at Single-A Tampa (New York-AL)...promoted to Double-A Trenton April 30...posted a Thunder franchise record with a 2.25 ERA in 21 starts...selected to Eastern League All-Star Game and was named to the US team for the All-Star Futures Game at PNC Park in Pittsburgh...named Eastern League Pitcher of the Week August 7-13, going 2-0, 0.90 ERA (10.0 IP, 1 ER) with 15 strikeouts...led all EL pitchers in ERA (2.25) and fourth in strikeouts (138)...started Game 1 for Trenton in Division Series September 6 vs. Portland, setting a club record with 13 strikeouts (6.0 IP)...posted a combined record of 12-6 with a 2.16 ERA in 26 starts at both levels...named to the minor league All-Star team as well as the Double-A All-Star team by *Baseball America*...ranked top right-handed pitching prospect in all of baseball by *Baseball America* entering 2007, also ranked as the Yankees top prospect for the second straight year and rated as having the best curveball and best control among Yankees minor leaguers...earned Kevin Lawn minor league Pitcher of the Year Award, given annually to the top pitching prospect in the Yankees organization.

2005: Started season with Single-A Charleston (New York-AL) and went 7-1, 1.97 ERA (68.2 IP, 15 ER) in 12 starts...spent two stints on DL with right shoulder inflammation...pitched first career complete game June 1 vs. Greensboro (Game 1)...scheduled to start South Atlantic League All-Star Game June 28 but was scratched after being placed on the DL with mild inflammation in right shoulder...went 2-0, 3.06 ERA (17.2 IP, 6 ER) in five games (4 starts) for Tampa...went 9-1, 2.19 ERA (86.1 IP, 21 ER) with 93 strikeouts in 17 combined appearances (16 starts) between both levels.

2004: Started professional career with GCL Yankees...appeared in just three games before suffering a fractured toe on his left foot.

PROFESSIONAL: Selected by New York-AL in first round (23rd overall) of 2004 First-Year Player Draft; signed by scout Jeff Patterson.

HUGHES' PLAYING RECORD

YEAR	CLUB	W-L	ERA	G	GS	CG	SHO	SV	IP	H	R	ER	HR	HP	BB	SO	WP	BK	BAA
2004	GCL Yankees	0-0	0.00	3	3	0	0	0	5.0	4	0	0	0	0	0	8	0	0	.222
2005	Charleston	7-1	1.97	12	12	1	0	0	68.2	46	19	15	1	3	16	72	3	0	.192
	Tampa	2-0	3.06	5	4	0	0	0	17.2	8	6	6	0	3	4	21	0	0	.140
2006	Tampa	2-3	1.80	5	5	0	0	0	30.0	19	7	6	0	1	2	30	0	0	.178
	Trenton	10-3	2.25	21	21	0	0	0	116.0	73	30	29	5	2	32	138	5	0	.179
2007	Tampa	0-0	0.00	1	1	0	0	0	2.0	0	1	0	0	0	2	3	0	0	.000
	Trenton	0-0	1.29	2	2	0	0	0	7.0	5	1	1	0	0	2	11	0	0	.200
	Scranton/Wilkes-Barre	4-1	2.20	5	5	0	0	0	28.2	16	7	7	0	1	8	28	2	0	.167
	NEW YORK-AL	**5-3**	**4.46**	**13**	**13**	**0**	**0**	**0**	**72.2**	**64**	**39**	**36**	**8**	**2**	**29**	**58**	**4**	**0**	**.235**
2008	Charleston	2-0	0.00	2	0	0	0	0	6.2	3	0	0	0	0	2	6	2	0	.136
	Scranton/Wilkes-Barre	1-0	5.90	6	6	0	0	0	29.0	34	19	19	2	2	9	31	0	0	.281
	NEW YORK-AL	**0-4**	**6.62**	**8**	**8**	**0**	**0**	**0**	**34.0**	**43**	**26**	**25**	**3**	**1**	**15**	**23**	**2**	**0**	**.314**
2009	Scranton/Wilkes-Barre	3-0	1.86	3	3	0	0	0	19.1	17	4	4	2	0	3	19	0	0	.233
	NEW YORK-AL	**8-3**	**3.03**	**51**	**7**	**0**	**0**	**3**	**86.0**	**68**	**31**	**29**	**8**	**5**	**28**	**96**	**4**	**2**	**.217**
2010	**NEW YORK-AL**	**18-8**	**4.19**	**31**	**29**	**0**	**0**	**0**	**176.1**	**162**	**83**	**82**	**25**	**0**	**58**	**146**	**9**	**1**	**.244**
2011	Staten Island	0-0	2.08	1	1	0	0	0	4.1	3	1	1	1	0	1	7	0	0	.188
	Trenton	1-0	1.86	2	2	0	0	0	9.2	6	2	2	0	0	4	11	0	0	.176
	NEW YORK-AL	**5-5**	**5.79**	**17**	**14**	**1**	**1**	**0**	**74.2**	**84**	**48**	**48**	**9**	**4**	**27**	**47**	**3**	**0**	**.283**
2012	**NEW YORK-AL**	**16-13**	**4.19**	**32**	**32**	**1**	**0**	**0**	**191.1**	**196**	**101**	**89**	**35**	**6**	**46**	**165**	**3**	**0**	**.259**
2013	**NEW YORK-AL**	**4-14**	**5.19**	**30**	**29**	**0**	**0**	**0**	**145.2**	**170**	**91**	**84**	**24**	**5**	**42**	**121**	**6**	**0**	**.293**
2014	**MINNESOTA**	**16-10**	**3.52**	**32**	**32**	**1**	**0**	**0**	**209.2**	**221**	**88**	**82**	**16**	**5**	**16**	**186**	**1**	**0**	**.268**
2015	**MINNESOTA**	**11-9**	**4.40**	**27**	**25**	**1**	**0**	**0**	**155.1**	**184**	**76**	**76**	**29**	**2**	**16**	**94**	**1**	**0**	**.293**
Minor League Totals		**32-8**	**2.36**	**68**	**65**	**1**	**0**	**0**	**344.0**	**234**	**97**	**90**	**11**	**12**	**85**	**385**	**12**	**0**	**.191**
Major League Totals		**83-69**	**4.33**	**241**	**189**	**4**	**1**	**0**	**1145.2**	**1192**	**583**	**551**	**157**	**30**	**277**	**936**	**33**	**3**	**.266**

HUGHES' CAREER FIELDING RECORD

POSITION	PCT	G	PO	A	E	TC	DP	PB
Pitcher	.977	241	44	85	3	132	4	—

HUGHES' BATTING RECORD

BATTING	AVG	AB	R	H	2B	3B	HR	RBI	SH	SF	HBP	BB	SO	SB	CS	OBP
Career	.000	15	0	0	0	0	0	0	2	0	0	0	6	0	0	.000

HUGHES' DIVISION SERIES RECORD

YEAR	OPPONENT	W-L	ERA	G	GS	CG	SHO	SV	IP	H	R	ER	HR	HP	BB	SO	WP	BK	BAA
2007	Cleveland	1-0	1.59	2	0	0	0	0	5.2	3	1	1	1	0	0	6	1	0	.143
2009	Minnesota	0-0	9.00	3	0	0	0	0	2.0	5	2	2	0	0	1	3	0	0	.500
2010	Minnesota	1-0	0.00	1	1	0	0	0	7.0	4	0	0	0	0	1	6	0	0	.167
2011	Detroit	0-0	0.00	2	0	0	0	0	2.1	2	0	0	0	0	0	4	0	0	.222
2012	Baltimore	0-0	1.35	1	1	0	0	0	6.2	4	1	1	1	0	3	8	0	0	.167
Division Series Totals		**2-0**	**1.52**	**9**	**1**	**0**	**0**	**0**	**23.2**	**18**	**4**	**4**	**2**	**0**	**5**	**27**	**1**	**0**	**.205**

HUGHES' LEAGUE CHAMPIONSHIP SERIES RECORD

YEAR	OPPONENT	W-L	ERA	G	GS	CG	SHO	SV	IP	H	R	ER	HR	HP	BB	SO	WP	BK	BAA
2009	Los Angeles-AL	0-1	3.38	3	0	0	0	0	2.2	4	1	1	0	0	1	3	0	0	.308
2010	Texas	0-2	11.42	2	2	0	0	0	8.2	14	11	11	1	0	7	6	2	0	.368
2012	Detroit	0-1	3.00	1	1	0	0	0	3.0	3	1	1	1	0	3	1	0	0	.250
League Championship Totals		**0-4**	**8.16**	**6**	**3**	**0**	**0**	**0**	**14.1**	**21**	**13**	**13**	**2**	**0**	**11**	**10**	**2**	**0**	**.333**

HUGHES' WORLD SERIES RECORD

YEAR	OPPONENT	W-L	ERA	G	GS	CG	SHO	SV	IP	H	R	ER	HR	HP	BB	SO	WP	BK	BAA
2009	Philadelphia	0-0	16.20	3	0	0	0	0	1.2	2	3	3	1	0	2	1	0	0	.333

HUGHES' ALL-STAR GAME RECORD

YEAR	HOST	W-L	ERA	G	GS	CG	SHO	SV	IP	H	R	ER	HR	HP	BB	SO	WP	BK	BAA
2010	Los Angeles-AL	0-1	54.00	1	0	0	0	0	0.1	2	2	2	0	0	0	0	0	0	.667

KEVIN JEPSEN

HEIGHT/WEIGHT: 6-3/235
BATS/THROWS: R/R
BORN: 7/26/84 in Anaheim, CA
OPENING DAY AGE: 31
RESIDES: Phoenix, AZ
ACQUIRED: Trade with Tampa Bay, 7/31/15
M.L. SERVICE: 5 years, 163 days
CONTRACT STATUS: Signed thru 2016

RHP 49

2015		GAME HIGHS	CAREER	
IP: 2.0, 9/19 vs. LAA	**Walks:** 3, 5/10 vs. TEX		**IP:** 2.0, 5x, last 9/19/15 vs. LAA	**Walks:** 3, 2x, last 5/10/15 vs. TEX
SO: 3, 2x, last 8/21 at BAL	**CG:** - -		**SO:** 3, 10x, last 8/21/15 at BAL	**CG:** - -
Save-Streak: 7, 8/21-9/9	**Low-Hit:** - -		**Save-Streak:** 7, 8/21-9/9/15	**Low-Hit:** - -

PERSONAL: Kevin Martin Jepsen...wife, Andrea (Foisy)...grew up in Reno, Nevada...attended Bishop Manogue High School...as a senior at Bishop Manogue High School was named 2002 Gatorade State Player of the Year...went 9-1 with one save and a 0.84 ERA for the Class 3A state champs...struck out 116 and walked 18 in 58.2 IP...at the 2008 Olympics in Beijing, he closed out the USA's 8-4 win over Japan in the bronze medal-winning game...pitched in four Olympic games with one save, a 0.00 ERA (5.2 IP) and five strikeouts.

CAREER HIGHLIGHTS: Led the AL and set a career-high in games (75) in 2015...has appeared in 50-plus games four times in his career (54 in 2009, 68 in '10, 74 in '14 and 75 in '15)...has recorded 20-plus holds three times in his career (27 in 2010, 22 in '14 and 24 in '15)...has never allowed more than 14 extra-base hits in a season...has appeared in eight career postseason games, all with the Angels...Twins mark his third organization (Los Angeles-AL 2002-14, Tampa Bay 2015 and Minnesota 2015).

2015:

- Began season with Tampa Bay after being acquired via trade with Los Angeles-AL December 16, in exchange for outfielder Matt Joyce.
- Posted a 0.96 ERA (9.1 IP, 1 ER) with one walk, seven strikeouts and one save in nine April games for the Rays.
- Recorded 20 holds pre-All-Star Break, tied for second-most in baseball.
- Acquired by Minnesota via trade July 31, in exchange for right-handed pitchers Chih-Wei Hu and Alexis Tapia.
- Earned first save as Twin August 21 at Baltimore while Glen Perkins missed time with neck injury and back spasms...became primary closer with Perkins moving to seventh/eighth inning role and went 10-for-11 in save opportunities from August 21-end of season.
- Posted 16 consecutive scoreless outings (15.1 IP) August 4-September 2, holding opponents to a .132 batting average with three walks in that span...the streak marked the third longest of his career.
- Appeared in 70th game September 19 vs. Los Angeles-AL, marking the second time in his career to reach 70 appearances (74 in 2014).
- Recorded 15th save October 1 at Cleveland, becoming the fifth pitcher since 1999 to record 15-plus saves and 20-plus holds in a single season, joining Derek Lowe (1999), Tim Worrell (2004), Carlos Marmol (2009) and Mark Melancon (2013).
- Appeared in 74th game October 1 at Cleveland, tying single-season career-high; appeared in 75th October 2 vs. Kansas City setting career-high.
- Posted a 1.27 ERA (35.1 IP, 5 ER) from July 7 through the end of the season, including a .167 opponents batting average and one home run (Jed Lowrie - September 5 at Houston)...ranked fourth among AL relievers in ERA from that date through season's end.
- Led the AL in games (75) and was sixth in holds (24)...pitched 29 games for Minnesota and 46 for Tampa Bay.

AL LEADERS

RELIEF APPEARANCES SINCE 2014

1. Bryan Shaw 154
2. **Kevin Jepsen 149**
3. Cody Allen.....146
   Joe Smith.....146
5. Dellin Betances 144

2014: Finished his seventh season with the Angels and established career highs in appearances (74), innings pitched (65.0) and strikeouts (75)...his 2.63 ERA and 1.05 WHIP were the lowest of his career...of the 19 runs he allowed, 16 came against Texas and Seattle...worked to a 0.54 ERA (50 IP, 3 ER) against the rest of the league...his 74 appearances were fourth in the AL and his 65 scoreless appearances were third in the majors behind Pittsburgh's Tony Watson (68) and teammate Joe Smith (67)...Smith and Jepsen both surpassed the previous club record of 63 by Francisco Rodriguez in 2008...only three pitchers in AL history have had more appearances in a season and not earned a win: Mike Meyers (88 in 1997 with DET), Bob Wells (76 in 2000 with MIN) and Heathcliff Slocumb (76 in 1997 with BOS/SEA)...final regular season appearance with the Angels was his 315th, moving him past Mike Witt and into fifth place on the team's all-time list...also finished with 245 scoreless appearances, fourth in Angels history...tied the franchise record with 45 appearances pre-ASG...limited opponents to a career-best .192 (45-for-234) average...righties hit .167 against him, ninth best among AL relievers...opponents were 3-for-41 (.073) off him in July...allowed one run in June and July

combined (27.2 IP), a home run by Texas' Shin-Soo Choo on June 21...after allowing a career-high five runs in a 10-3 loss to Seattle on Opening Day, he pitched to a 1.96 ERA (64.1 IP, 14 ER) through the end of the regular season, including two separate career-high scoreless streaks each spanning 19 appearances...did not allow a run in 13 regular-season appearances (16.0 IP) vs. the AL's four other postseason clubs: Baltimore, Oakland, Detroit and Kansas City...had a string of 11 consecutive hitless appearances May 7-June 5, longest stretch in the majors in 2014 and second longest in club history behind a 13-game stretch in 2012 by Ernesto Frieri...went 53 appearances without a decision to start the season, longest such streak in Angels history...in postseason, was the only Angel to pitch in all three games of the ALDS vs. Kansas City...took the loss in Game 2 when he allowed three runs in the 11th inning as the Angels lost, 4-1.

2013: Missed a total of 74 games due to two trips to the DL...was out April 13–May 25 with a right shoulder strain, and his season ended on August 24 when he underwent an appendectomy...was the primary set-up man for Angels closer Ernesto Frieri.

2012: Began the season with the Angels but was optioned to Triple-A Salt Lake on May 3 when the Angels acquired Ernesto Frieri from San Diego... returned July 5 and remained with the Angels the rest of the season...following his recall was 3-1, 1.67 ERA (37.2 IP, 7 ER) in 40 appearances.

2011: Spent two separate stints with Angels before his season was cut short due to a knee injury...made his third consecutive Opening Day roster... pitched in five of the first eight games but was optioned to Triple-A Salt Lake on April 10 with an 0-1 record and 6.75 ERA (4.0 IP, 3 ER)....recalled May 11 and made 11 appearances in his second stint, going 1-1, 8.00 ERA (9.0 IP, 8 ER)...optioned to Triple-A June 11...while at Salt Lake, suffered a right knee sprain and was placed on the DL July 16...underwent arthroscopic surgery to evaluate his right knee August 31, effectively ending his season.

AL LEADERS

HOLDS SINCE 2010

1.	Joe Smith	129
2.	Joel Peralta	115
3.	David Robertson	111
4.	Darren O'Day	103
5.	**Kevin Jepsen**	**101**
	Scott Downs	101
7.	Matt Thornton	98
8.	Joaquin Benoit	93
9.	Jake McGee	85
10.	Joba Chamberlain	84

2010: Spent his first full season in the majors and finished second on the staff with 68 appearances behind Fernando Rodney (72)...served as primary set-up man for closers Rodney and Brian Fuentes...14 of final 15 outings were scoreless (0.64 ERA) to drop his ERA from 5.04 to 3.97.

2009: Made his first career Opening Day roster...finished fifth among AL rookies with 54 appearances, tied for second with six relief wins, and ranked third with 17 holds...recorded first career win on June 17 at SF....made five postseasons appearances in the ALDS and ALCS...appeared in three games during ALCS vs. New York-AL...was the winning pitcher in Game 5 after getting one out to close the seventh inning.

2008: Began the season at Double-A Arkansas (Los Angeles-AL) going 2-1 with 11 saves and a 1.42 ERA (31.2 IP, 5 ER) in 25 games...promoted to Triple-A Salt Lake after being named to the Texas League All-Star team and went 1-3, 2.35 ERA (23.0 IP, 6 ER) in 15 games...had contract selected from Triple-A Salt Lake September 7 and made major league debut the next day vs. New York-AL... worked 1.0 inning and retired the side in order on nine pitches while facing Derek Jeter, Bobby Abreu and Alex Rodriguez...made his second appearance two days later and again worked 1.0 inning vs. the same Yankee hitters, retiring all three, including Rodriguez via strikeout, his first big league strikeout...made the Angels postseason roster but did not appear in the ALDS vs. Boston.

2007: Spent entire season with Single-A Rancho Cucamonga (Los Angeles-AL)...posted a 4.19 ERA with three saves in 44 appearances...threw 14.0 consecutive scoreless innings from June 9 to July 6...had 50 strikeouts in 53.2 innings pitched.

2006: Spent entire season with Single-A Rancho Cucamonga (Los Angeles-AL)...was first season as a reliever...went 4-4 with 16 saves and a 3.58 ERA in 47 appearances...gave up one earned run in first seven outings.

2005: Began season with Rookie Level Arizona (Los Angeles-AL)...made seven starts...transferred to Single-A Rancho Cucamonga and made four starts there.

2004: Spent season with Single-A Cedar Rapids (Los Angeles-AL)...finished the season 6-3 with a 2.65 ERA in 10 starts.

2003: Spent first full season with Single-A Cedar Rapids (Los Angeles-AL).

2002: Made professional debut with Rookie Level Arizona (Los Angeles-AL)...made five starts and three relief appearances.

PROFESSIONAL: Selected by Los Angeles-AL in second round of 2002 First-Year Player Draft; signed by Angels scout Todd Blyleven, the son of Hall of Famer Bert Blyleven.

JEPSEN'S CAREER FIELDING RECORD

POSITION	PCT	G	PO	A	E	TC	DP	PB
Pitcher	.940	390	21	42	4	67	3	—

JEPSEN'S DIVISION SERIES RECORD

YEAR	OPPONENT	W-L	ERA	G	GS	CG	SHO	SV	IP	H	R	ER	HR	HP	BB	SO	WP	BK	BAA
2009	Boston	0-0	6.75	2	0	0	0	0	1.1	3	1	1	0	0	0	1	0	0	.429
2014	Kansas City	0-1	13.50	3	0	0	0	0	2.0	4	4	3	1	0	4	1	0	0	.400
Division Series Totals		**0-1**	**10.80**	**5**	**0**	**0**	**0**	**0**	**3.1**	**7**	**5**	**4**	**1**	**0**	**4**	**2**	**0**	**0**	**.412**

JEPSEN'S LEAGUE CHAMPIONSHIP SERIES RECORD

YEAR	OPPONENT	W-L	ERA	G	GS	CG	SHO	SV	IP	H	R	ER	HR	HP	BB	SO	WP	BK	BAA
2009	New York-AL	1-0	2.45	3	0	0	0	0	3.2	5	1	1	1	0	2	2	0	0	.333

JEPSEN'S PITCHING RECORD

YEAR	CLUB	W-L	ERA	G	GS	CG	SH	SV	IP	H	R	ER	HR	HB	BB	SO	WP	BK	BAA
2002	AZL Angels	1-3	6.84	8	5	0	0	0	26.1	29	22	20	3	5	12	19	1	0	.274
2003	Cedar Rapids	6-3	2.65	10	10	0	0	0	51.0	32	24	15	2	2	28	42	0	0	.180
2004	Cedar Rapids	8-10	3.43	27	27	1	1	0	144.1	122	68	55	6	12	77	136	14	2	.232
2005	AZL Angels	0-1	5.52	7	7	0	0	0	14.2	8	10	9	1	3	11	17	4	1	.151
	Rancho Cucamonga	0-1	10.66	4	4	0	0	0	12.2	19	18	15	2	1	10	11	0	0	.333
2006	Rancho Cucamonga	4-4	3.58	47	0	0	0	16	50.1	51	26	20	2	4	34	46	6	0	.270
2007	Rancho Cucamonga	1-5	4.19	44	0	0	0	3	53.2	61	29	25	2	3	38	50	4	0	.292
2008	Arkansas	2-1	1.42	25	0	0	0	11	31.2	22	5	5	0	0	18	35	3	0	.198
	Salt Lake	1-3	2.35	15	0	0	0	2	23.0	17	9	6	3	0	12	21	2	0	.212
	LOS ANGELES-AL	**0-1**	**4.32**	**9**	**0**	**0**	**0**	**0**	**8.1**	**8**	**5**	**4**	**0**	**0**	**4**	**7**	**1**	**0**	**.250**
2009	Salt Lake	1-0	9.00	14	0	0	0	2	18.0	30	24	18	4	1	16	20	0	0	.349
	LOS ANGELES-AL	**6-4**	**4.94**	**54**	**0**	**0**	**0**	**1**	**54.2**	**63**	**33**	**30**	**2**	**0**	**19**	**48**	**6**	**0**	**.292**
2010	**LOS ANGELES-AL**	**2-4**	**3.97**	**68**	**0**	**0**	**0**	**0**	**59.0**	**54**	**26**	**26**	**2**	**2**	**29**	**61**	**8**	**0**	**.250**
2011	**LOS ANGELES-AL**	**1-2**	**7.62**	**16**	**0**	**0**	**0**	**0**	**13.0**	**21**	**11**	**11**	**2**	**1**	**9**	**6**	**5**	**0**	**.375**
	Salt Lake	1-3	4.45	24	0	0	0	7	28.1	32	14	14	4	0	8	20	4	0	.291
2012	Salt Lake	2-2	3.24	23	0	0	0	2	25.0	18	9	9	1	0	9	35	3	0	.202
	LOS ANGELES-AL	**3-2**	**3.02**	**49**	**0**	**0**	**0**	**2**	**44.2**	**39**	**17**	**15**	**3**	**2**	**12**	**38**	**1**	**0**	**.244**
2013	Inland Empire	0-0	0.00	1	0	0	0	0	1.0	0	0	0	0	0	0	0	0	0	.000
	Salt Lake	0-0	13.50	2	0	0	0	0	2.0	2	3	3	2	0	2	1	0	0	.250
	LOS ANGELES-AL	**1-3**	**4.50**	**45**	**0**	**0**	**0**	**0**	**36.0**	**41**	**21**	**18**	**3**	**1**	**14**	**36**	**2**	**0**	**.283**
2014	**LOS ANGELES-AL**	**0-2**	**2.63**	**74**	**0**	**0**	**0**	**2**	**65.0**	**45**	**19**	**19**	**4**	**2**	**23**	**75**	**5**	**0**	**.192**
2015	**TAMPA BAY**	**2-5**	**2.81**	**46**	**0**	**0**	**0**	**5**	**41.2**	**34**	**15**	**13**	**4**	**0**	**20**	**34**	**2**	**0**	**.227**
	MINNESOTA	**1-1**	**1.61**	**29**	**0**	**0**	**0**	**10**	**28.0**	**18**	**5**	**5**	**1**	**0**	**7**	**25**	**3**	**0**	**.176**
Minor League Totals		**27-36**	**4.00**	**251**	**53**	**1**	**1**	**43**	**482.0**	**443**	**261**	**214**	**32**	**31**	**275**	**453**	**41**	**3**	**.245**
Major League Totals		**16-24**	**3.62**	**390**	**0**	**0**	**0**	**20**	**350.1**	**323**	**152**	**141**	**21**	**8**	**137**	**330**	**33**	**0**	**.246**

MAX KEPLER

HEIGHT/WEIGHT: 6-4/207
BATS/THROWS: L/L
BORN: 2/10/93 in Berlin, Germany
OPENING DAY AGE: 23
RESIDES: Berlin, Germany
ACQUIRED: Signed as an undrafted free agent, 7/11/09
M.L. SERVICE: 13 days
CONTRACT STATUS: Signed thru 2016

@KEPLERONI

OF 67

2015		GAME HIGHS	CAREER	
Hits: 1, 10/4 vs. KC	**HR:** - -		**Hits:** 1, 10/4/15 vs. KC	**HR:** - -
RBI: - -	**Grand Slam:** - -		**RBI:** - -	**Grand Slam:** - -
Hit-Streak: 1, 10/4 vs. KC	**SB:** - -		**Hit-Streak:** 1, 10/4/15 vs. KC	**SB:** - -

PERSONAL: Maximilian Kepler-Rozycki...attended John F. Kennedy School, an American school in Berlin and the St. Emmeram Academy in Regensburg in 2008, where he trained for baseball...attended Ft. Myers South (FL) High School in time for his junior year of high school...his parents Marek Rozycki and Kathy Kepler were both professional ballet dancers in Berlin...grew up playing baseball, soccer, tennis, swimming and skiing; was given a tennis scholarship to the Steffi Graf Tennis Foundation in Berlin...played baseball for Buchbinder Legionäre Regensburg of Bundesliga, the highest baseball league in Germany.

CAREER HIGHLIGHTS: Ranked third best prospect in Twins system entering 2016, as well as best strike-zone discipline by *Baseball America*... earned Southern League Most Valuable Player Award in 2015...2015 recipient of Sherry Robertson Award for Twins minor league Player of the Year... selected to World Team for SiriusXM Futures Game in 2015...named Southern League Mid- and Postseason All-Star in 2015...named 12th best prospect in Twins system by *Baseball America* entering 2015...ranked eighth best prospect in Twins organization by *Baseball America* entering the 2013 season...one of 43 German-born players to play Major League Baseball entering 2016.

2015:

- Participated in second career Twins spring training and was optioned to Double-A Chattanooga roster March 15.
- Optioned again to Single-A Ft. Myers where he started the season and played in six games before being promoted to Chattanooga April 20.
- Named Twins minor league Player of the Week and Southern League Player of the Week May 25, hitting .500 (12-for-24) with three doubles, two home runs, nine RBI, four walks and a .571 on-base percentage in seven games.
- Named Southern League Player of the Week again June 22, hitting .636 (14-for-22) with four triples, four RBI, four walks, six runs scored and a .704 on-base percentage in six games.
- Named Twins minor league Player of the Month for June, hitting .364 (32-for-88) with six doubles, five triples, one home run, 17 RBI and 18 walks in 25 games.
- Placed on 7-day disabled list from July 9-16 with left shoulder inflammation.
- Selected to World Team for SiriusXM Futures Game but did not play due to shoulder injury.
- Named Southern League Mid- and Postseason All-Star.
- Reached base safely in 41 of 42 games from June 5-August 1, including 25 straight June 5-July 5.
- Named Twins minor league Player of the Month for July, hitting .306 (22-for-72) with five doubles, two triples, three home runs, 15 RBI and 13 walks in 20 games.
- Recorded 20 RBI and walked 19 times in 28 August games.
- Named Southern League Most Valuable Player, hitting .322 (131-for-407) with 32 doubles, 13 triples, nine home runs, 71 RBI, 76 runs scored and 67 walks in 112 games for the Lookouts.
- Hit three home runs (1 grand slam) in the five-game Southern League Championship against Biloxi, helping guide the Lookouts to Southern League Championship.
- Named to *Baseball America's* Minor League Baseball All-Star team.
- Recalled from Chattanooga September 22.
- Made major league debut September 27 at Detroit, striking out in pinch-hit appearance.
- Recorded first major league hit October 4 vs. Kansas City, singling off Johnny Cueto.
- Recipient of Sherry Robertson Award for Twins minor league Player of the Year.

- Named an outfielder on MiLB.com Twins organizational All-Star team.
- Ranked sixth best prospect in Southern League by *Baseball America*.
- Ranked third best prospect and best strike-zone discipline in Twins system by *Baseball America, entering 2016*.

2014: Participated in first career Twins spring training and was optioned to Single-A Ft. Myers March 9 and spent entire season there...hit second career grand slam April 27 vs. Palm Beach...placed on 7-day disabled list June 4 with a left forearm strain; reinstated June 19...placed on 7-day disabled list July 21 with a right thumb contusion; reinstated July 29...recorded season-high eight-game hitting streak August 3-12, hitting .355 (11-for-31) during the streak...hit third career grand slam, second of season August 21 at Bradenton...hit .314 (33-for-105) with nine doubles, two triples, two home runs, 16 RBI and 15 runs scored in 29 August games...played 61 games in centerfield, 18 in rightfield, 12 at first base and eight in leftfield...played for Salt River in the Arizona Fall League, hitting .307 (23-for-75) with four doubles, three triples, seven RBI and 13 runs scored in 18 games...named 12th best prospect in Twins system by *Baseball America* entering 2015.

2013: Spent the season with Single-A Cedar Rapids...set season-high with four hits (5 at-bats) July 5 vs. Wisconsin...homered in consecutive games twice — June 25-26 and August 16-17...recorded 12 RBI in final 10 games August 15-September 2...played in the Arizona Fall League with Glendale Desert Dogs, hitting .234 (15-for-64) with five doubles, four RBI, eight runs scored and seven walks in 18 games...added to Twins 40-man roster November 20.

2012: Spent second season with Rookie Elizabethton...named Twins minor league Player of the Month for July, hitting .333 (32-for-96) with seven doubles, seven home runs, 28 RBI and 19 runs scored...earned Appalachian League Topps/Minor League Baseball Player of the Year award...named Appalachian League Postseason All-Star...named *Baseball America* Rookie All-Star...ranked seventh best prospect in Appalachian League by *Baseball America*...ranked eighth best prospect in Twins organization by *Baseball America* entering the 2013 season.

2011: Spent entire season with Rookie Elizabethton...hit first professional home run July 14 vs. Pulaski...hit .351 (13-for-37) off left-handed pitching and .240 (37-for-154) off right-handers...played 43 games in leftfield...ranked 20th best prospect in Twins organization by *Baseball America* entering 2012.

2010: Spent first professional season with the GCL Twins...finished fifth on team in hits (40)...ninth ranked prospect in Gulf Coast League and 11th best in the Twins organization by *Baseball America* entering 2011.

2009: Ranked 10th best prospect in the Twins organization by *Baseball America* entering 2010.

PROFESSIONAL: Signed by Twins as undrafted free agent by Twins July 11, 2009 by Twins Vice President of Player Personnel Mike Radcliff.

KEPLER'S PLAYING RECORD

YEAR	CLUB	AVG	G	AB	R	H	2B	3B	HR	RBI	SH	SF	HBP	BB	SO	SB	CS	E	OBP
2010	GCL Twins	.286	37	140	15	40	6	1	0	11	0	0	0	13	27	6	1	2	.346
2011	Elizabethton	.262	50	191	29	50	11	3	1	24	2	2	3	23	54	1	1	3	.347
2012	Elizabethton	.297	59	232	40	69	16	5	10	49	0	2	8	27	33	7	0	1	.387
2013	Cedar Rapids	.237	61	236	35	56	11	3	9	40	0	1	2	24	43	2	0	7	.312
2014	Ft. Myers	.264	102	364	53	96	20	6	5	59	2	2	5	34	62	6	2	5	.333
2015	Ft. Myers	.250	6	24	4	6	2	0	0	0	0	0	0	2	5	1	0	0	.308
	Chattanooga	.322	112	407	76	131	32	13	9	71	1	5	2	67	63	18	4	5	.416
	MINNESOTA	**.143**	**3**	**7**	**0**	**1**	**0**	**0**	**0**	**0**	**0**	**0**	**0**	**0**	**3**	**0**	**0**	**0**	**.143**
Minor League Totals		**.281**	**427**	**1594**	**252**	**448**	**98**	**31**	**34**	**254**	**5**	**12**	**20**	**190**	**287**	**41**	**8**	**23**	**.362**
Major League Totals		**.143**	**3**	**7**	**0**	**1**	**0**	**0**	**0**	**0**	**0**	**0**	**0**	**0**	**3**	**0**	**0**	**0**	**.143**

KEPLER'S CAREER FIELDING RECORD

POSITION	PCT	G	PO	A	E	TC	DP	PB
Outfield	1.000	2	3	0	0	3	0	—



BRANDON KINTZLER

HEIGHT/WEIGHT: 6-0/191
BATS/THROWS: R/R
BORN: 8/1/84 in Las Vegas, NV
OPENING DAY AGE: 31
RESIDES: Las Vegas, NV
ACQUIRED: Signed as minor league free agent, 12/15/15
M.L. SERVICE: 4 years, 26 days
CONTRACT STATUS: Signed thru 2016

RHP 27

NON-ROSTER INVITE

2015		GAME HIGHS	CAREER	
IP: 1.2, 5/16 at NYM	**Walks:** 2, 5/13 vs. CWS		**IP:** 3.0, 6/30/13 at PIT	**Walks:** 4, 6/12/14 at NYM
SO: 2, 2x, last 5/16 at NYM	**CG:** - -		**SO:** 5, 4/25/11 vs. CIN	**CG:** - -
Win-Streak: - -	**Low-Hit:** - -		**Win-Streak:** 6, 9/7/12-7/29/13	**Low-Hit:** - -

PERSONAL: Brandon L. Kintzler...wife, Melissa...son, Knox (10/27/15)...attended Palo Verde High School in Las Vegas, NV...attended Pasadena City College and Dixie State College...in 2004, served as manager at a Cold Stone Creamery in Las Vegas which was owned by his sister, Amy...worked in the front office of the Winnipeg Goldeyes during the 2008 offseason, selling season tickets for the independent team he once pitched for...during the 2009 offseason, worked as a limo driver for the Wynn Hotel in Las Vegas.

2015:

- Began season at Triple-A Colorado Springs in Milwaukee organization.
- Appeared in one game for the Sky Sox before being placed on 7-day disabled list April 11, with a tear in right middle finger; reinstated April 21.
- Designated for release or assignment April 23 and reported back to Colorado Springs roster.
- Made six appearances for the Sky Sox before having contract selected by Milwaukee May 8.
- Appeared in seven games for the Brewers before being placed back on 15-day disabled list May 27 with left patella tendinitis.
- Appeared in three games (1 start) on rehab assignment in early August; reinstated August 12 and optioned from Milwaukee to Colorado Springs.
- Combined to go 1-2, 4.91 ERA (29.1 IP, 16 ER) with nine walks and 24 strikeouts in 27 games (1 start) at all three levels combined.
- Elected free agency October 5.

2014: Spent entire season with Milwaukee for second straight season...placed on 15-day disabled list from April 12-23, with a strained right rotator cuff...ranked fourth on Brewers staff in games (54) and holds (8)...retired 40 of 64 first batters faced (62.5%)...stranded 26 of 37 inherited runners (70.3%)...signed a one-year contract on December 2, avoiding arbitration.

2013: Spent entire season with Milwaukee for first time in career...ranked second on the team in games (71), trailing only lefty Michael Gonzalez (75)...posted a 2.09 ERA (64.2 IP, 15 ER) in final 59 appearances, lowering his overall ERA from 5.84 to 2.69...did not allow an earned run over final nine outings (9 IP)...retired 52 of 71 first batters faced (73.2%)...stranded 16 of 21 inherited runners (76.2%).

2012: Began season on 15-day disabled list with right elbow inflammation; placed on the DL March 29...pitched in 45 games on rehab assignment between Single-A Brevard County (6 games), Double-A Huntsville (31 games) and Triple-A Nashville (8 games)...was on a rehab assignment at Single-A Brevard County and went 0-1 with a 3.00 ERA in six appearances...reinstated from the disabled list May 16 and optioned to Double-A Huntsville, where he went 0-2 with a 3.28 ERA and nine saves in 31 appearances...earned the save in a five pitcher no-hitter August 2 vs. Chattanooga...joined Triple-A Nashville in mid-August and went 0-1 with a 1.54 ERA in eight appearances...contract selected by Milwaukee September 3.

2011: Made first career Opening Day roster...optioned to Triple-A Nashville (Milwaukee) April 5 after making one appearance for the Brewers...made one appearance with Nashville and was recalled on April 11 after Takashi Saito was placed on the 15-day disabled list...recorded first major league win in a 6-3, 12-inning victory April 18 at Philadelphia as he tossed 2.0 scoreless innings...placed on the 15-day disabled list May 13, with right triceps tendinitis...underwent season-ending surgery July 26, a surgery performed by Dr. William Raasch...pitched for Peoria in the Arizona Fall League following the season and went 0-0, 7.36 ERA (3.2 IP, 3 ER) in four relief appearances.

2010: Began season at Double-A Huntsville (Milwaukee)...named Southern League All-Star...promoted to Triple-A Nashville in June and went 3-0 with a 2.36 ERA and six saves in 22 relief appearances, while holding opponents to a .196 batting average...contract selected by Milwaukee September 7...made major league debut September 10 vs. Chicago-NL; recorded first career strikeout, fanning Micah Hoffpauir...pitched for Surprise in the Arizona Fall League, going 1-0, 3.14 ERA (14.1 IP, 5 ER) with two saves, two walks and 15 strikeouts in 11 relief appearances.

2009: Began the season with the St. Paul Saints of the Independent American Association and went 8-3 with a 2.79 ERA in 14 games (11 starts)...ranked third in the American Association in ERA...contract purchased by Milwaukee on July 24...spent the remainder of the season at Double-A Huntsville, where he went 1-2 with a 4.54 ERA in nine games (6 starts).

2008: Spent his second straight season with the Winnipeg Goldeyes of the Independent Northern League and went 7-6 with a 4.65 ERA in 20 games (19 starts).

2007: Went 5-2 with a 4.07 ERA and one save in 29 games (8 starts) with the Winnipeg Goldeyes of the Independent Northern League.

2006: Released by San Diego April 1 and missed the entire season...underwent arthroscopic surgery on his right shoulder September 15.

2005: Went 3-2 with a 3.11 ERA and one save in 30 relief appearances between the Rookie Arizona Padres, Single-A Eugene and Single-A Fort Wayne (San Diego).

2004: Split first professional season between Rookie Arizona Padres and Single-A Eugene (San Diego), going 3-2 with a 2.19 ERA and nine saves in 24 relief appearances.

PROFESSIONAL: Selected by San Diego in 40th round of 2004 First-Year Player Draft...originally drafted by New York-AL in 40th round of 2003 First-Year Player Draft.

KINTZLER'S PITCHING RECORD

YEAR	CLUB	W-L	ERA	G	GS	CG	SH	SV	IP	H	R	ER	HR	HB	BB	SO	WP	BK	BAA
2004	AZL Padres	3-2	2.38	21	0	0	0	6	34.0	36	12	9	0	0	9	38	3	0	.277
	Eugene	0-0	0.00	3	0	0	0	3	3.0	3	0	0	0	0	0	4	0	0	.250
2005	AZL Padres	2-0	4.09	8	0	0	0	1	11.0	15	5	5	2	0	4	17	1	0	.306
	Eugene	0-0	0.00	3	0	0	0	0	3.1	3	0	0	0	0	0	1	0	0	.273
	Fort Wayne	1-2	3.09	19	0	0	0	0	23.1	20	12	8	2	2	7	19	0	0	.230
2007	Winnipeg (Ind.)	5-2	4.07	29	8	0	0	1	77.1	78	43	35	8	7	13	41	2	1	.258
2008	Winnipeg (Ind.)	7-6	4.65	20	19	0	0	0	112.1	139	68	58	8	1	36	73	8	0	.304
2009	St. Paul (Ind.)	8-3	2.79	14	11	1	0	0	80.2	89	28	25	3	1	24	46	1	0	- -
	Huntsville	1-2	4.54	9	6	0	0	0	35.2	41	21	18	5	1	9	32	1	0	.285
2010	Huntsville	1-0	0.40	20	0	0	0	10	22.1	11	2	1	0	1	1	23	0	0	.141
	Nashville	3-0	2.36	22	0	0	0	6	26.2	19	7	7	1	1	6	21	1	0	.196
	MILWAUKEE	**0-1**	**7.36**	**7**	**0**	**0**	**0**	**0**	**7.1**	**10**	**6**	**6**	**2**	**0**	**4**	**9**	**1**	**0**	**.357**
2011	Nashville	0-0	0.00	1	0	0	0	0	1.0	0	0	0	0	0	0	2	0	0	.000
	MILWAUKEE	**1-1**	**3.68**	**9**	**0**	**0**	**0**	**0**	**14.2**	**14**	**9**	**6**	**3**	**0**	**3**	**15**	**0**	**1**	**.250**
2012	Brevard County	0-1	3.00	6	0	0	0	0	6.0	7	2	2	0	0	3	9	1	0	.292
	Huntsville	0-2	3.28	31	0	0	0	9	35.2	35	15	13	1	2	12	20	3	0	.269
	Nashville	0-1	1.54	8	0	0	0	0	11.2	8	2	2	0	0	2	11	1	0	.200
	MILWAUKEE	**3-0**	**3.78**	**14**	**0**	**0**	**0**	**0**	**16.2**	**18**	**7**	**7**	**1**	**0**	**7**	**14**	**1**	**0**	**.277**
2013	**MILWAUKEE**	**3-3**	**2.69**	**71**	**0**	**0**	**0**	**0**	**77.0**	**66**	**26**	**23**	**2**	**1**	**16**	**58**	**1**	**0**	**.234**
2014	**MILWAUKEE**	**3-3**	**3.24**	**64**	**0**	**0**	**0**	**0**	**58.1**	**62**	**22**	**21**	**8**	**0**	**16**	**31**	**1**	**0**	**.284**
2015	AZL Brewers	0-0	0.00	3	1	0	0	0	3.1	2	0	0	0	0	0	3	0	0	.167
	Colorado Springs	1-1	5.21	17	0	0	0	0	19.0	23	13	11	0	0	4	14	6	0	.303
	MILWAUKEE	**0-1**	**6.43**	**7**	**0**	**0**	**0**	**0**	**7.0**	**12**	**6**	**5**	**1**	**0**	**5**	**7**	**1**	**0**	**.387**
Independent Lg. Totals		**20-11**	**3.93**	**63**	**38**	**1**	**0**	**1**	**270.1**	**306**	**139**	**118**	**19**	**9**	**73**	**160**	**11**	**1**	**.286**
Minor League Totals		**12-11**	**2.90**	**171**	**7**	**0**	**0**	**35**	**236.0**	**223**	**91**	**76**	**11**	**7**	**57**	**214**	**17**	**0**	**.250**
Major League Totals		**10-9**	**3.38**	**172**	**0**	**0**	**0**	**0**	**181.0**	**182**	**76**	**68**	**17**	**1**	**51**	**134**	**5**	**1**	**.268**

KINTZLER'S CAREER FIELDING RECORD

POSITION	PCT	G	PO	A	E	TC	DP	PB
Pitcher	1.000	172	17	34	0	51	3	—

KINTZLER'S BATTING RECORD

BATTING	AVG	AB	R	H	2B	3B	HR	RBI	SH	SF	HBP	BB	SO	SB	CS	OBP
Career	.000	2	0	0	0	0	0	0	0	0	0	0	1	0	0	.000

YORMAN LANDA

HEIGHT/WEIGHT: 6-0/175
BATS/THROWS: R/R
BORN: 6/11/94 in Santa Teresa, VZ
OPENING DAY AGE: 21
RESIDES: Santa Teresa, VZ
ACQUIRED: Signed as undrafted free agent, 9/9/10
M.L. SERVICE: None
CONTRACT STATUS: Signed thru 2016

RHP 81

PERSONAL: Yorman Nicger Tovar Landa (pronounced lawn-duh)...signed by Twins as a 16-year-old from Santa Teresa, Venezuela.

2015:

- Spent majority of season with Single-A Cedar Rapids.
- Began season on 7-day disabled list with right shoulder impingement; reinstated May 18 and made one appearance (1.0 IP) May 19 at Peoria before being placed back on disabled list with right lat strain May 21.
- Began rehab assignment with GCL Twins June 22 and appeared in seven games before returning from rehab July 15.
- Made 14 appearances for the Kernels to end the season, going 2-1, 1.73 ERA (26.0 IP, 5 ER) with 14 walks and 30 strikeouts.
- Held left-handed hitters to a .093 (4-for-43) average with no extra-base hits for the Kernels, while right-handers hit .259 (14-for-54) with five extra-base hits.
- Added to Twins 40-man roster November 20.
- Named 23rd best prospect in Twins system by *Baseball America*, entering 2016.

2014: Spent entire season with Single-A Cedar Rapids...made career transition from starter to reliever...named Midwest League All-Star...held left-handed hitters to a .152 (5-for-33) average and right-handers to a .228 (13-for-57) average.

2013: Played entire season with Rookie Elizabethton where he tied for the team lead in starts (12)...led all Twins minor leaguers in ERA (2.78) and ranked 10th in the Appalachian League.

2012: Posted a 1.50 ERA (6.0 IP, 1 ER) in two June games (1 start) and 1.59 ERA (17.0 IP, 3 ER) in five July games (2 stats)...held left-handed hitters to a .194 (6-for-31) average and right-handers to a .207 (17-for-82) average...made two appearances for Tiburones de La Guaira in the Venezuelan Winter League.

2011: Played his first professional season with DSL Twins...went 2-0, 0.55 ERA (16.1 IP, 1 ER) in five June games (2 starts)...posted a .170 (19-for-112) opponent batting average with just five extra-base hits...made one start for Tiburones de La Guaira in the Venezuelan Winter League.

PROFESSIONAL: Signed by Twins as undrafted free agent September 9, 2010 by scout Jose Leon.

LANDA'S PITCHING RECORD

YEAR	CLUB	W-L	ERA	G	GS	CG	SH	SV	IP	H	R	ER	HR	HB	BB	SO	WP	BK	BAA
2011	DSL Twins	2-2	3.38	12	6	0	0	0	32.0	19	23	12	1	9	26	31	7	0	.170
2012	GCL Twins	1-3	2.43	10	5	0	0	0	33.1	23	13	9	0	1	20	27	7	1	.204
2013	Elizabethton	3-4	2.78	12	12	0	0	0	55.0	46	25	17	1	8	29	46	7	0	.227
2014	Cedar Rapids	3-1	2.88	13	0	0	0	0	25.0	18	9	8	1	6	13	30	2	0	.200
2015	GCL Twins	1-0	0.00	7	0	0	0	1	9.0	3	1	0	0	0	2	9	0	1	.107
	Cedar Rapids	2-1	1.67	15	0	0	0	0	27.0	18	9	5	1	3	14	31	4	0	.186
Minor League Totals		**12-11**	**2.53**	**69**	**23**	**0**	**0**	**1**	**181.1**	**127**	**80**	**51**	**4**	**27**	**104**	**174**	**27**	**2**	**.198**

EARNED RUNS RULE

The determination of earned-runs is as follows:

An earned-run is a run for which the pitcher is held accountable. In determining earned-runs, the inning should be reconstructed without the errors and passed balls, and the benefit of the doubt should always be given to the pitcher in determining which bases would have been reached with errorless play.

Until 1969, a reliever could not be charged with an earned-run if he entered the game after the side could have been retired but for an error, no matter how many runs he subsequently gave up in that inning. Now, runs scored by batters who reach base off the reliever are charged as earned on that pitcher's record. They are not, however, charged as earned against the team as a whole. Therefore, a discrepancy may occur between the total earned-runs charged against a team and the sum total of the earned-runs charged against the individual pitchers of that team.

DARIN MASTROIANNI

HEIGHT/WEIGHT: 5-11/190
BATS/THROWS: R/R
BORN: 8/26/85 in Mount Kisco, NY
OPENING DAY AGE: 30
RESIDES: St. Louis Park, MN
ACQUIRED: Signed as minor league free agent, 12/11/15
M.L. SERVICE: 2 years, 18 days
CONTRACT STATUS: Signed thru 2016

OF 21

NON-ROSTER INVITE

2015		GAME HIGHS	CAREER	
Hits: - -	**HR:** - -		**Hits:** 3, 3x, last 9/3/13 at HOU	**HR:** 1, 4x, last 6/28/14 vs. CWS
RBI: - -	**Grand Slam:** - -		**RBI:** 3, 3x, last 9/3/13 at HOU	**Grand Slam:** - -
Hit-Streak: - -	**SB:** - -		**Hit-Streak:** 7, 6/27-7/15/12	**SB:** 3, 7/5/12 at DET

PERSONAL: Darin Paul Mastroianni (pronounced mass-tro-YAH-nee)...2003 graduate of Fox Lane (NY) High School...attended Southern Indiana University from 2006-07 and hit .409 (97-for-237) with 13 doubles, seven triples and two home runs in 66 career games...stole 64 bases in 67 attempts...in 2007, named First-Team All-American, North Central Region Player of the Year, first year All-North Central Region, North Central Regional Outstanding Player, North Central Regional All-Tournament, Great Lakes Valley Conference Player of the Year and First-Team All-GLVC... spent one year at Winthrop (SC) University appearing in only five games in 2005.

2015:

- Was an invite to Philadelphia's spring training and reassigned to minor league camp, reporting to Lehigh Valley.
- Played 16 games for the IronPigs before being acquired by Washington via trade May 5, in exchange for cash, and reported to Syracuse, where he finished the season.
- Placed on 7-day disabled list August 2, with concussion; reinstated August 14.
- Hit .315 (29-for-92) with runners in scoring position in 96 games for Syracuse.
- Played 102 games (97 starts) in centerfield for both Lehigh Valley and Syracuse combined, four games in rightfield (all starts) and one start in left.
- Declared free agency November 6.

2014: Was an invite to Twins spring training and reassigned to minor league camp March 16...began season at Triple-A Rochester and played in four games, hitting .450 (9-for-20)...contract selected April 10, as Twins placed Oswaldo Arcia on 15-day DL...played in seven games for the Twins, going 0-for-11...designated for release or assignment April 20, claimed off waivers by Toronto and reported to Triple-A Buffalo...played 88 games for the Bisons, hitting .267 (92-for-344) and played 14 games with Toronto (in June and July), hitting .156 (5-for-32).

2013: Made Twins Opening Day roster, the first of his career...placed on 15-day disabled list April 16 with a left ankle stress reaction...transferred to the 60-day disabled list May 22...went on rehab assignment with GCL Twins, Single-A Ft. Myers and Triple-A Rochester July 29-August 5...taken off the disabled list August 15 after missing 106 Twins games and had option transferred to Triple-A Rochester...hit safely in 10 of final 11 games for the Red Wings and recalled by Minnesota August 30.

2012: Claimed off waivers by the Twins from Toronto February 9...was invited to Twins spring training and optioned March 15...started season with Double-A New Britain and hit just .143 (5-for-35) in nine games before being promoted to Triple-A Rochester April 14...hit safely in 15 of 20 games for Red Wings, including nine multi-hit games...recalled by Twins May 10 when Danny Valencia was optioned...went 2-for-4 with three RBI in second game for Twins, including first major league hit, a two-run single off Carlos Villanueva May 11 vs. Toronto...had first career triple June 8 vs. Chicago-NL...hit first career double June 16 vs. Milwaukee...hit first career home run, a solo shot off Will Ohman, June 27 vs. Chicago-AL... had first career three-hit game and stole three bases July 5 at Detroit...sidelined with a mallet finger on the middle finger of left hand, an injury he suffered sliding into a base September 18 at Cleveland...finished with 21 stolen bases, tying him for second-most among AL rookies in baseball... was successful in 21 of 24 stolen base attempts (87.5%), tying him for sixth best percentage in the AL and third among MLB rookies...stolen base percentage ranked fourth best in club history and highest ever for a rookie.

2011: Started season with Triple-A Las Vegas (Toronto)...transferred from Las Vegas to Double-A New Hampshire on several occasions during season...batted .405 (17-for-42) with four doubles, one triple and seven runs scored in 11 games in June...recalled by Toronto August 24 and made the start in center field that same night vs. Kansas City, going 0-for-2 and being optioned back to Las Vegas following the game...batted .268 with 26 doubles, nine triples, three home runs and 34 stolen bases in 123 games between New Hampshire and Las Vegas...stole 200th career base in the minor leagues September 3 vs. Salt Lake City.

2010: Spent season with Double-A New Hampshire (Toronto)...selected to Eastern League Mid- and Postseason All-Star teams...was first in Eastern League in stolen bases (46), tied for first in hits (158), and second in runs scored (101), on-base percentage (.390) and walks (77)...led all Blue Jays minor leaguers in runs, hits and stolen bases...batted .319 against left-handed pitching and .295 against right-handers...added to Jays 40-man roster November 19.

2009: Started season with Single-A Dunedin (Toronto)...named organizational Star of the Month for April after batting .333 (24-for-72) with 18 runs scored and 16 stolen bases in 19 games...named Florida State League Player of the Week June 8-14, batting .452 with five RBI and 11 runs scored...named to FSL Midseason All-Star team...transferred to Double-A New Hampshire at midseason...named organizational Star of the Month in August, batting .314 with 16 runs scored and 22 stolen bases...finished season with 70 stolen bases at both levels combined.

2008: Spent entire season with Single-A Lansing (Toronto)...made full-time switch from second base to the outfield defensively.

2007: Made professional debut with Single-A Auburn (Toronto)...named organizational Star of the Month for August, batting .286 with a home run and five RBI.

PROFESSIONAL: Originally selected by Toronto in 16th round of 2007 First-Year Player Draft.

MASTROIANNI'S PLAYING RECORD

YEAR	CLUB	AVG	G	AB	R	H	2B	3B	HR	RBI	SH	SF	HBP	BB	SO	SB	CS	E	OBP
2007	Auburn	.287	68	230	50	66	11	4	3	26	0	3	5	36	42	20	10	11	.391
2008	Lansing	.228	95	325	51	74	10	4	3	25	8	1	4	31	77	30	1	4	.302
2009	Dunedin	.325	61	231	55	75	11	2	0	26	2	0	4	37	38	32	7	5	.426
	New Hampshire	.271	70	247	39	67	10	2	1	25	4	1	1	39	45	38	8	0	.372
2010	New Hampshire	.301	132	525	101	158	25	7	4	46	7	5	3	77	96	46	10	3	.390
2011	New Hampshire	.254	44	169	29	43	8	3	1	13	2	3	2	22	24	14	3	2	.342
	Las Vegas	.276	79	319	63	88	18	6	2	23	4	0	1	40	54	20	7	2	.358
	TORONTO	**.000**	**1**	**2**	**0**	**0**	**0**	**0**	**0**	**0**	**1**	**0**	**0**	**0**	**1**	**0**	**0**	**0**	**.000**
2012	New Britain	.143	9	35	6	5	1	0	0	0	1	0	0	4	11	4	1	0	.231
	Rochester	.346	20	78	10	27	2	2	0	11	1	0	1	5	14	10	1	0	.393
	MINNESOTA	**.252**	**77**	**163**	**22**	**41**	**3**	**2**	**3**	**17**	**3**	**1**	**1**	**18**	**45**	**21**	**3**	**3**	**.328**
2013	GCL Twins	.143	3	7	1	1	0	0	0	2	0	1	1	2	1	2	0	1	.364
	Ft. Myers	.400	3	10	4	4	2	0	0	0	0	0	0	2	1	2	0	0	.500
	Rochester	.240	15	50	9	12	1	0	0	5	0	0	3	10	11	4	0	3	.397
	MINNESOTA	**.185**	**30**	**65**	**5**	**12**	**2**	**0**	**0**	**5**	**3**	**1**	**1**	**3**	**23**	**2**	**1**	**0**	**.229**
2014	Rochester	.450	4	20	4	9	2	0	0	2	0	0	0	0	4	0	1	0	.450
	MINNESOTA	**.000**	**7**	**11**	**3**	**0**	**0**	**0**	**0**	**0**	**0**	**0**	**0**	**1**	**5**	**1**	**0**	**0**	**.083**
	TORONTO	**.156**	**14**	**32**	**4**	**5**	**0**	**0**	**1**	**2**	**0**	**0**	**0**	**0**	**5**	**0**	**0**	**0**	**.156**
	Buffalo	.267	88	344	52	92	18	1	5	21	3	2	4	40	67	20	5	0	.349
2015	Lehigh Valley	.293	16	58	8	17	4	0	0	2	1	1	0	4	12	5	1	1	.333
	Syracuse	.252	96	385	35	97	22	2	3	34	3	2	3	27	73	20	3	2	.305
Minor League Totals		**.275**	**803**	**3033**	**517**	**835**	**145**	**33**	**22**	**261**	**36**	**19**	**32**	**376**	**570**	**267**	**58**	**34**	**.359**
Major League Totals		**.212**	**129**	**273**	**34**	**58**	**5**	**2**	**4**	**24**	**7**	**2**	**2**	**22**	**79**	**24**	**4**	**3**	**.274**

MASTROIANNI'S CAREER FIELDING RECORD

POSITION	PCT	G	PO	A	E	TC	DP	PB
Outfield	.983	109	164	5	3	172	0	—
Second Base	—	2	0	0	0	0	0	—
Totals	**.983**	**111**	**164**	**5**	**3**	**172**	**0**	—

TWINS – 20 HR/20 SB IN THE SAME SEASON

YEAR	PLAYER	POS	HR	SB
1977	Larry Hisle	OF	28	21
1986	Kirby Puckett	OF	31	20
1995	Marty Cordova	OF	24	20
2001	Corey Koskie	3B	26	27
2002	Torii Hunter	OF	29	23
2004	Torii Hunter	OF	23	21
2014	Brian Dozier	2B	23	21

JOE MAUER

HEIGHT/WEIGHT: 6-5/225
BATS/THROWS: L/R
BORN: 4/19/83 in St. Paul, MN
OPENING DAY AGE: 32
RESIDES: Ft. Myers, FL
ACQUIRED: 1st round (1st overall), 2001 First-Year Player Draft
M.L. SERVICE: 12 years
CONTRACT STATUS: Signed thru 2018

1B 7

2006 '08 '09 '10 '12 '13 | 2009 | 2008 '09 '10 | 2006 '08 '09 | 2006 '08 '09 '10 '13

GAME HIGHS

2015

Hits: 4, 7/4 at KC
RBI: 3, 5x, last 6/5 vs. MIL
Hit-Streak: 11, 7/17-30
HR: 1, 10x, last 9/30 (1) at CLE
Grand Slam: - -
SB: 1, 2x, last 9/26 at DET

CAREER

Hits: 5, 5x, last 8/14/13 vs. CLE
RBI: 7, 7/26/10 at KC
Hit-Streak: 16, 2x, last 6/19-8/15/14
HR: 2, 4x, last 8/18/09 at TEX
Grand Slam: 3, last 9/1/12 at KC
SB: 2, 7/19/05 vs. BAL

PERSONAL: Joseph Patrick Mauer...wife, Maddie (Bisanz)...twin daughters, Maren Virginia and Emily Teresa (7/24/13)...2001 graduate of Cretin-Derham Hall (MN) High School where he played baseball, basketball and football...led football team to two straight appearances in the Minnesota Class 5A championship game, winning the state title in 2000...named Gatorade's National Player of the Year, Parade and USA Today Player of the Year, and Reebok/ESPN High School All-American in football...signed letter of intent to play football at Florida State University...was All-State in basketball in junior and senior seasons...tied a national high school baseball record by homering in seven consecutive games...was District V Player of the Year and Gatorade Player of the Year in 2001...was member of Team USA Junior National Team 1998-2000...voted best hitter at the World Tournament in Panama in 2000...became seventh Minnesotan to be selected in first round and first to be selected first overall...donates time and effort in support of Twins Rookie League and R.B.I. programs...is active member of Minnesota Action Team, an expanding national youth volunteer initiative run by the Major League Baseball Players Trust and Volunteers of America...donates time and money in support of renovating and building baseball fields in St. Paul and surrounding areas...participates annually in Twins Winter Caravan...donates time and money annually to the Gillette Children's Hospital, along with his wife.

CAREER HIGHLIGHTS: Enters 2016 with most major league service time among Twins (12 years)...enters 2016 as one of four players in baseball with 12-plus seasons with just one team, joining New York-NL's David Wright (2004-15), Philadelphia's Ryan Howard (2004-15) and St. Louis' Yadier Molina (2004-15)...enters 2016 second on Twins all-time list in doubles (343); third in walks (743) and intentional walks (127); sixth in games (1,456), at-bats (5,425), hits (1,697) and runs scored (817); seventh in extra-base hits (486); eighth in RBI (755); and 12th in home runs (119)...Twins announced on November 11, 2013 his move from catcher to first base starting in 2014, due to inherent risks of future injury/concussions...named AL MVP in 2009, one of five Twins to ever win the award (Zoilo Versalles in 1965, Harmon Killebrew in '69, Rod Carew in '77 & Justin Morneau in '06)...three time AL Batting Champion (.347 in 2006, .328 in '08 and .365 in '09)...named AL All-Star in 2006, '08, '09, '10, '12 and '13...earned Rawlings Gold Glove Award at catcher in 2008, '09 and '10...named Louisville Slugger Silver Slugger in 2006, '08, '09, '10 and '13...participated in 2009 State Farm Home Run Derby in St. Louis, hitting five home runs and did not advance...enters 2016 as one of five Twins to make 11-plus Opening Day starts (Kirby Puckett, Harmon Killebrew, Rod Carew and Kent Hrbek)...named Calvin R. Griffith Award winner for Most Valuable Twin three times (2009, '10 and '13)...longest tenured player in Twins organization, after being drafted by Twins first overall in 2001 First-Year Player Draft; one of two players ever selected number one overall by Twins, the other being Tim Belcher in 1983 (did not sign).

2015:

- Made 11th career Opening Day start, second straight at first base; tied with Kirby Puckett for fourth most Opening Day starts in club history, trailing Harmon Killebrew (12), Rod Carew (12) and Kent Hrbek (12).
- Hit 312th career double April 26 at Seattle, tying Kent Hrbek for third on the Twins all-time list; hit 313th career double April 27 vs. Detroit, passing Hrbek and moving into sole possession of third.
- Recorded 700th career RBI April 29 vs. Detroit.
- Homered in the 13th inning May 20 at Pittsburgh to give Twins an eventual 4-3 victory, his second career extra-innings home run; the home run was the 110th of his career, tying him with Roy Smalley for 12th on Twins all-time list...hit 111th career home run June 5 vs. Milwaukee, passing Smalley and moving into sole possession of 12th.

MLB LEADERS

ALL-TIME GAMES PLAYED BY MINNESOTA-BORN PLAYERS

1. Dave Winfield....2,973
2. Paul Molitor....2,683
3. Kent Hrbek....1,747
4. Terry Steinbach....1,546
5. Roger Maris....1,463
6. **Joe Mauer....1,456**
7. Jim Eisenreich....1,422

- Played in 1,361st career game June 16 at St. Louis, tying Gary Gaetti for sixth on Twins all-time list; played in 1,362nd career game June 17 at St. Louis, passing Gaetti and moving into sole possession of sixth.
- Had 32-game Interleague on-base streak snapped June 16 at St. Louis, going 0-for-4; the streak spanned back to May 21, 2013.
- Hit solo home run with two outs in bottom of eighth inning June 18 vs. St. Louis, tying the game at 1-1 as Twins eventually won 2-1.
- Set season-high with four hits July 4 at Kansas City, the 23rd time in career with four-plus hits.
- Recorded two RBI August 5 at Toronto giving him 735 for his career, passing Rod Carew and moving into sole possession of eighth on the Twins all-time list.

- Hit 329th career double July 24 vs. New York-AL, tying Tony Oliva for second on the Twins all-time list; hit 330th August 11 vs. Texas moving into second place.
- Reached base safely in 43 straight games August 7-September 24, which set a club record and was the fourth longest streak in baseball in 2015.
- Played in 148th game September 23 vs. Cleveland, setting a new single-season career-high (147 in 2012).
- Hit 10th home run September 30 at Cleveland (Game 1), marking his fifth season with double-digit homers.
- Hit .352 (44-for-125) with runners in scoring position, the fourth best in the AL and 11th best in baseball.

2014: Started 10th career Opening Day March 31 at Chicago-AL, his first as a first baseman; the 10 Opening Day starts tied with Tony Oliva for fifth most in club history (Killebrew - 12, Carew - 12, Hrbek - 12, Puckett - 11)...drew 18 walks in April, the fifth most in the AL, tied for eighth most in baseball...recorded 289th and 290th career doubles June 2 at Milwaukee, tying and passing Justin Morneau and moving into sole possession of fifth place on the Twins all-time list...drew 641st career walk June 3 at Milwaukee, tying Bob Allison for third on the Twins all-time list; passed Allison the next day with his 642nd June 4 vs. Milwaukee, moving into sole possession of third...played in 1,234th career game June 9 at Toronto, tying Torii Hunter for ninth on the Twins all-time list; passed Hunter the next day with his 1,235th June 10 at Toronto, moving into sole possession of ninth...played in 1,236th career game the next day June 11 at Toronto, tying Bob Allison for eighth on Twins all-time list; passed Allison with his 1,237th June 13 at Detroit, moving into sole possession of eighth...was named Major League Baseball All-Star Ambassador, joining Bert Blyleven, Rod Carew, Paul Molitor and Tony Oliva...the role helped generate awareness for all events during All-Star Week, including the 85th MLB All-Star Game (July 15th); Gatorade All-Star Workout Day (July 14th) featuring the Home Run Derby; Taco Bell All-Star Sunday (July 13), including the SiriusXM All-Star Futures Game; the Taco Bell All-Star Legends & Celebrity Softball Game (July 13); and T-Mobile All Star FanFest at the Minneapolis Convention Center (July 11th-15)...placed on 15-day disabled list July 2 with right oblique strain...went on rehab assignment, playing four games with Single-A Cedar Rapids; reinstated August 11...recorded 300th career double August 11 at Houston...recorded 1,500th career hit two days later August 13 at Houston...became sixth Twin to record 1,500 hits joining Puckett (2,304), Carew (2,085), Oliva (1,917), Hrbek (1,749) and Killebrew (1,713)...tied career-high with 16-game hitting streak June 19-August 15, hitting .365 (23-for-63) with eight doubles, one home run and 14 RBI during the streak...drew 111th career intentional walk, passing Kent Hrbek and moving into sole possession of third on the Twins all-time list...reached base safely in 25 straight games June 19-August 23, at the time was the longest in baseball; longest for a Twin since Michael Cuddyer reached in 27 straight in 2010...played in 1,278th career game September 4 vs. Los Angeles-AL, tying him with Justin Morneau for seventh on the Twins all-time list; played in 1,279th September 5 moving into sole possession of seventh...hit 305th career double September 6 vs. Los Angeles-AL, tying Rod Carew for fourth on the Twins all-time list...hit 306th double September 9 at Cleveland, passing Carew and moving into sole possession of fourth on the Twins all-time list...hit .429 (24-for-56) with runners in scoring position in final 47 games, beginning June 17, the highest in baseball since that date.

MLB LEADERS

BATTING AVERAGE AMONG ACTIVES

1.	Miguel Cabrera	.321
2.	Ichiro Suzuki	.314
3.	**Joe Mauer**	**.313**
4.	Albert Pujols	.312
5.	Joey Votto	.311

2013: Played in the World Baseball Classic with Team USA, hitting .429 (9-for-21) with two doubles, one triple, two RBI and four runs scored in six games...started ninth Opening Day as catcher April 1 vs. Detroit, going 3-for-4 with a double and a walk...recorded 1,276th career hit April 7 at Baltimore, tying him with Gary Gaetti for sixth on the Twins all-time list; passed Gaetti with his 1,277th April 8 at Kansas City, moving into sole possession of sixth place...recorded 252nd career double April 15 vs. Los Angeles-AL, tying him with Gary Gaetti for seventh on Twins all-time list...passed Gaetti with his 253rd May 5 at Cleveland, moving into sole possession of seventh place...recorded 20th career four-hit game April 15 vs. Los Angeles-AL, recording three RBI...had 21st career four-hit game the next night April 16 vs. Los Angeles-AL, also had three RBI...it was the second time in his career recording consecutive four-hit games, last being June 26-27, 2006 vs. Los Angeles-NL...went 0-for-21 from April 23-30, the longest hitless stretch of his career...hit safely in 15 straight games April 30-May 18, the second longest streak of his career; batted .443 (27-for-61) during the streak with 12 doubles...recorded 259th and 260th doubles of career May 10 vs. Baltimore, tying and passing Torii Hunter and moving into sole possession of sixth place on the Twins all-time list...scored three runs May 11 vs. Baltimore, the 646th, 647th and 648th runs of his career, the first tied Gary Gaetti and Cesar Tovar for ninth on the Twins all-time list, the second run passed them and placed him ninth, the third run tied him with Bob Allison for eighth on the Twins all-time list...passed Allison with 649th May 13 vs. Chicago-AL and moved into sole possession of eighth place...was intentionally walked May 13 vs. Chicago-AL, the 99th of his career, tying Rod Carew for fifth most in Twins history...drew 100th May 21 at Atlanta...hit .371 (39-for-105) in May, the third highest average in the AL; his 12 doubles ranked fourth and his .455 on-base percentage for the month was tied with Miguel Cabrera for first...hit 100th career home run June 8 at Washington, a solo shot off Gio Gonzalez...scored 672nd career run June 23 at Cleveland, tying him with Torii Hunter for seventh on the Twins all-time list...passed Hunter with his 673rd June 25 at Miami...drew 599th and 600th career walks July 8 at Tampa Bay...named starting catcher on the American League All-Star team, his sixth appearance and fourth start, compiling 5,443,856 votes; he batted eighth and went 1-for-2, singling off Cliff Lee...placed on Paternity List July 24-29 and traveled back to Minnesota for the birth of his twin daughters Maren Virginia and Emily Teresa, who were born two minutes apart, beginning at 3:05 a.m. July 24...hit .360 (27-for-75) in 20 July games, the seventh best average in the AL; posted a .437 on-base percentage in the month, third best in the AL...tied career-high with five hits August 14 vs. Cleveland, marking his fifth career five-hit game, first since 2010...placed on 7-day disabled list August 20 with concussion-like symptoms, after suffering multiple foul balls to the mask August 19 vs. New York-NL; missed the Twins final 39 games...set a single-season career-high with 89 strikeouts...threw out 43% of baserunners attempting to steal, the second best percentage of career and highest since 2007...ranked third in baseball in batting average (.324) with a minimum of 400 at-bats; his .404 on-base percentage ranked sixth in baseball...hit .291 (78-for-268) with two strikes, the highest in baseball and fourth highest in Twins history...was Twins finalist for the Roberto Clemente Award, given by Major League Baseball and Chevrolet for community service excellence...won fifth Louisville Slugger Silver Slugger Award, one of seven Twins to ever win the award...given the Calvin R. Griffith Award for Most Valuable Twin voted on by the Twin Cities Chapter of the BBWAA, his third time winning the award...ranked by *Baseball America* in its annual tools survey as the third-best hitter in the AL (Miguel Cabrera and Mike Trout), second best strike zone judgment (Cabrera), and third best defensive catcher (Salvador Perez and Matt Wieters)...on November 11, it was announced that he would be moving from catcher to first base starting in 2014 due to inherent risks of future injury.

2012: Was Twins Opening Day catcher for eighth time in career, going 0-for-2 with two walks April 6 at Baltimore...hit second career home run at Target Field April 12 vs. Los Angeles-AL in his 468th career plate appearance at Target Field...batted .325 (26-for-80) with 13 RBI, 12 walks and a .419 on-base percentage in 21 April games...reached base via hit or walk in 19 of those games...tied career-high with three walks May 11 vs. Toronto...tied it again two days later May 13 vs. Toronto...also had three walks May 30 vs. Oakland and July 7 at Texas...had 19th career game with four-plus hits May 20 at Milwaukee, his first since August 18, 2010 vs. Chicago-AL...recorded 1,164th and 1,165th career hits June 17 vs. Milwaukee, tying and passing Cesar Tovar (1,164) and moving into ninth place on the Twins all-time hit list...hit 232nd career double June 24 at Cincinnati, tying Harmon Killebrew for ninth on the Twins all-time list...passed Killebrew and moved into sole possession of ninth with his 233rd

career double June 29 vs. Kansas City...batted .397 (29-for-73) with nine multi-hit games and a .438 on-base percentage in 20 June games; .397 average was third highest in baseball...had season-high 12-game hitting streak June 17-July 3, batting .449 (22-for-49) in that span...selected as reserve on American League All-Star team, marking his fifth selection...finished second in voting among AL catchers (2,922,422) behind the Rangers Mike Napoli (4,317,718)...played 2.0 innings at first base and went 1-for-1 with a single...led American League in on-base percentage (.416) at All-Star break and ranked sixth in batting average (.326)...recorded 1,197th and 1,198th career hits July 17 vs. Baltimore, tying and passing Chuck Knoblauch (1,197), moving into sole possession of eighth place on Twins all-time list...that game also marked his 1,000th major league game...drew 513th career walk July 20 at Kansas City, tying Chuck Knoblauch for sixth on Twins all-time list...passed Knoblauch with 514th career walk July 22 at Kansas City, moving into sole possession of sixth place...hit go-ahead three-run homer with two outs in top of ninth inning August 4 at Boston off Alfredo Aceves, giving Twins the eventual 6-4 victory...hit 239th career double August 6 at Cleveland, tying him with Michael Cuddyer for eighth on Twins all-time doubles list...passed Cuddyer and moved into sole possession of eighth place with his 240th double August 10 vs. Tampa Bay...recorded 1,218th career hit August 10 vs. Tampa Bay, tying him with Torii Hunter for seventh on Twins all-time hits list...passed Hunter and moved into sole possession of seventh place with 1,219th hit August 12 vs. Tampa Bay...caught 831st career game August 24 at Texas, tying him with Earl Battey for most games caught in Twins history...passed Battey with his 832nd game and moved into sole possession of first place August 27 vs. Seattle...recorded 549th career walk September 28 vs. Detroit, tying him with Roy Smalley for fifth place on the Twins all-time walks list...passed Smalley and moved into sole possession of fifth place with his 550th September 29 vs. Detroit...batted .388 (31-for-80) in 22 September games, ranking first in AL and third in baseball; .485 on-base percentage ranked first in AL and second in baseball... hit .474 (9-for-19) with runners in scoring position in that time, second best in AL and third best in baseball...tied single-season career-high drawing 84th walk September 28 vs. Detroit; set single-season career-high drawing 85th walk September 29 vs. Detroit...tied single-season career-high playing in 146th game October 2 at Toronto; set single-season career high playing in 147th game October 3 at Toronto...played 74 games at catcher (72 starts), 30 games at first base and 42 as designated hitter...finished first in baseball with .416 on-base percentage and tied for third in AL in times on base (266); reached base four-plus times in 11 games...ranked first in baseball in three-hit games (23) and fourth among American Leaguers in batting average (.319) and walks (90)...ranked third in AL and fifth in baseball in batting average with runners in scoring position (.372)...was only player in baseball with 30-plus doubles, 80-plus RBI, 80-plus runs, 90-plus walks, .300-plus batting average and .400-plus on-base percentage...was one of two players in baseball with 90-plus walks (90) and less than 90 strikeouts (88), the other being Joey Votto (94 walks, 85 strikeouts)...rated best strike zone judgment and second best defensive catcher in American League by *Baseball America*'s annual best tools survey...finalist (Twins representative) for the Hank Aaron Award, recognizing the most outstanding offensive performer in each league...named to 2013 USA roster for World Baseball Classic.

2011: Was Twins Opening Day catcher for seventh time in career, marking the most ever by a Twins catcher, passing Butch Wynegar, who started six (1976-80, 82)...played in nine games before being placed on the 15-day disabled list with bilateral leg weakness April 14...played seven games on rehab assignment with Single-A Ft. Myers, batting .261 (6-for-23)...transferred to 60-day disabled list June 3; reinstated June 17...played first career game at first base, going 3-for-5 with two RBI July 7 vs. Chicago-AL...played 18 games at first base, batting .424 (28-for-66) and fielding .994 (1 error in 170 total chances) at that position...tied career-high with three walks July 15 vs. Kansas City and September 14 at Kansas City, his final game of the season...recorded 448th career walk, tying him with Tony Oliva for eighth on Twins all-time list July 23 vs. Detroit...passed Oliva and moved into sole possession of eighth place with 449th career walk July 27 at Texas...hit first home run of season July 27 at Texas, his first since September 15, 2010, a span of 203 plate appearances...recorded 450th career walk July 28 at Texas, tying him with Kirby Puckett for seventh place on Twins all-time list... passed Puckett and moved into sole possession of seventh place with 451st career walk July 29 at Oakland...recorded 210th career double, tying Chuck Knoblauch for 10th on Twins all-time list, August 8 vs. Boston...moved into sole possession of 10th on the list with 211th career double August 10 vs. Boston...made first major league start in rightfield August 18 vs. New York-AL...caught 759th career game August 4 at Los Angeles-AL, tying Butch Wynegar for second on the Twins all-time list for most games caught...caught 760th career game, surpassing Wynegar, August 5 vs. Chicago-AL, and moving into sole possession of second place...recorded 85th career intentional walk, tying Kirby Puckett for fifth on the Twins all-time list, July 29 at Oakland...moved into sole possession of fifth place on the list with 86th career intentional walk September 7 vs. Chicago-AL...reached safely via hit or walk 12 times in final 25 plate appearances September 7-14, posting a .520 on-base percentage in that span...placed on 15-day disabled list with pneumonia, ending his season September 22...named second best defensive catcher in the American League by *Baseball America* behind Baltimore's Matt Wieters.

MLB LEADERS

HITS FOR LEFTIES SINCE 2006

1.	Robinson Cano	1,860
2.	Ichiro Suzuki	1,805
3.	Adrian Gonzalez	1,748
4.	Nick Markakis	1,728
5.	Prince Fielder	1,559
6.	**Joe Mauer**	**1,520**
7.	David Ortiz	1,426
8.	Chase Utley	1,387
9.	Curtis Granderson	1,385
10.	Andre Ethier	1,354

2010: Was Twins Opening Day catcher for sixth time...hit first double at Target Field by a Twins player (second inning off Jon Lester) April 12 vs. Boston...caught 657th career game June 16 vs. Colorado, tying Tim Laudner for third place on Twins all-time list...passed Laudner on June 18 at Philadelphia, catching 658th career game...voted American League's starting catcher in 2010 All-Star Game for third time in career (4th career All-Star appearance); went 0-for-2 in the game with fly out and reaching on an error...amassed 5,372,606 votes, marking third most votes all-time, trailing only Ken Griffey Jr. (6,079,688) in 1994 and Albert Pujols (5,397,374) in 2009...became first catcher to be MLB's overall top vote-getter since Ivan Rodriguez of Texas in 2000...joined Rod Carew (1975, 77-78) as only other Twin to lead baseball in votes...had fourth career five-hit game and career-high seven RBI July 26 vs. Kansas City in Twins 19-1 victory...tied Cesar Tovar for 11th on club's all-time doubles list with his 193rd July 31 vs. Seattle...passed Tovar August 5 and moved into sole possession of 11th place with 194th career double August 5 at Tampa Bay... played in 800th career game August 13 vs. Oakland...hit first home run at Target Field (off Gavin Floyd), snapping a string of 209 consecutive plate appearances without a home run at Target Field August 18 vs. Chicago-AL...collected Twins only hit, breaking up a no-hitter with one out in the ninth inning off Neftali Feliz August 23 at Texas, marking second time in career in which he broke up a no-hitter in ninth (May 6, 2008 at Chicago-AL, Gavin Floyd)...named Pepsi's clutch performer for month of August after batting .380 (35-for-92) with seven doubles, two home runs, 16 RBI and 17 runs scored in 26 games...also posted .522 slugging percentage, .482 on-base percentage and recorded a hit in 19 of 26 games played (8 multi-hit games)...scored 500th career run September 7 vs. Kansas City...became 15th Twins player in club history with 500-plus runs... tied Bob Allison for 12th on club's all-time hits list with 999th career hit September 12 at Cleveland...recorded 1,000th career hit, a first-inning single off John Danks September 14 at Chicago-AL...the hit also passed Bob Allison on Twins all-time hits list, moving him into sole possession of 12th place...hit 200th career double, becoming one of 11 Twins in club history with 200-plus doubles, September 16 at Chicago-AL...missed nine games in September with jammed left knee, suffered while running the bases September 19 vs. Oakland...hit 43rd double, placing him second on baseball's all-time list for doubles by a catcher in one season (Ivan Rodriguez, 47 in 1996) October 3 vs. Toronto...passed Brian Harper's 1990 total of 42, moving into first on Twins all-time single-season doubles list for a catcher...recorded five games with four-or-more hits, third-most in baseball...recorded 40 multi-hit games and 20 three-hit games...batted .389 against AL Central opponents...batted .516 against the Royals and .451 against the White Sox...was one of just four players in baseball with 40-plus doubles and a .320-plus batting average (Carlos Beltran, New York-NL; Miguel Cabrera, Detroit; and Josh Hamilton, Texas)...became just fourth Twin to post those numbers — Paul Molitor in 1996, Tony Oliva

in 1964 and 65, and Kirby Puckett in 1988 and 89...awarded third consecutive Rawlings Gold Glove...won fourth Louisville Slugger Silver Slugger Award (3rd consecutive)...finished eighth in American League MVP voting with 97 points, including two third-place votes...named to *Baseball America*'s major league All-Star team...ranked by *Baseball America* as the American League's best defensive catcher, second best overall hitter (Detroit's Miguel Cabrera) and second best strike-zone judgment (Boston's Kevin Youkilis) in their annual tools survey...was given the Dick Siebert Award for Upper Midwest Player of the Year and the Calvin R. Griffith Award for Most Valuable Twin by the Twin Cities Chapter of the BBWAA.

TWINS ALL-TIME LEADERS

OPENING DAY STARTS

Harmon Killebrew	12
Rod Carew	12
Kent Hrbek	12
Joe Mauer	**11**
Kirby Puckett	11
Tony Oliva	10

2009: Missed all of April on the 15-day disabled list due to inflammation of the right sacroiliac joint (April 2-30)...homered in first at-bat of season May 1 vs. Kansas City...hit safely in 14 straight games May 7-21, batting .418 (23-for-55) with seven multi-hit games, seven home runs, 14 runs scored, and 21 RBI...had second career grand slam and season-high six RBI May 21 at Chicago-AL...earned American League Player of the Week honors May 18-24...finished May with 11 home runs and 32 RBI, the first time in Twins history a player has reached 11 home runs and 30 RBI in same month...only other player in franchise history to accomplish the feat was Harmon Killebrew, who hit 13 home runs and drove in 37 runs in August 1960 with the Washington Senators...his 32 RBI set a Twins record for the month of May...earned American League Player of the Month honors for May after batting .414 (41-for-99) with seven doubles, one triple, 11 home runs, 19 walks, 32 RBI, 27 runs scored and recording an on-base percentage of .500 and a slugging percentage of .838...finished June batting .353 (36-for-102) with three home runs, 11 RBI and 16 runs scored with 10 multi-hit games...hit career-high 14th home run June 20 vs. Houston...finished first-half batting .373 (90-for-241) with 15 home runs, 49 RBI and 49 runs scored in just 64 games...his .373 first-half average was sixth highest in Twins pre-All-Star break history...selected to third All-Star game and voted by the fans as the starting catcher for the second straight season (in St. Louis)...went 1-for-3 in the All-Star game with a run scored and a game-tying RBI-double in the fifth inning...participated in State Farm Home Run Derby over the break, hitting five home runs and did not advance...for the month of August, led the AL in batting average (.391) and intentional walks (4), ranked second in hits (45), third in on-base percentage (.449), tied for fourth in runs (21), tied for fifth in home runs (8), fifth in slugging percentage (.652) and sixth in RBI (23)...had third four-hit game of season August 7 at Detroit...hit seven home runs in an 11-game span, with 17 RBI and .553 batting average August 7-18...hit safely in 24 of 28 games in August...hit safely in 110 of 138 games overall (80%)...won third American League batting title, becoming one of just 10 players in major league history to win three-or-more batting titles, and the first to win back-to-back batting titles since Nomar Garciaparra of Boston in 1999 and 2000...finished ninth in the American League in multi-hit games (55) and first in three-hit games (23)...led American League with .365 batting average, .444 on-base percentage, and .587 slugging percentage...only 12 players have ever led the American League in all three, with the last being Kansas City's George Brett in 1980...of the 12 AL players to do it, 10 are in the Baseball Hall of Fame (Ted Williams, 5 times; Ty Cobb, 3; Napolean Lajoie, 2; and George Stone, Tris Speaker, Babe Ruth, Lou Gehrig, Jimmie Foxx, Frank Robinson, Carl Yastrzemski, Fred Lynn and George Brett, 1)...no catcher in either league had ever led in all three categories at the end of a season before Mauer...named *Baseball America*'s Player of the Year and MLB Players Choice Award's American League Most Outstanding Player...was given the Calvin R. Griffith Award for Most Valuable Twin and the Dick Siebert Award for Upper Midwest Player of the Year by the Twin Cities chapter of the BBWAA...was given his second Rawlings Gold Glove Award...won Louisville Slugger Silver Slugger Award...was named the American League's Most Valuable Player, becoming the fifth player in club history to win the award (Zoilo Versalles, 1965; Harmon Killebrew, 1969; Rod Carew, 1977; and Justin Morneau, 2006)...became the first catcher to win the AL MVP since Ivan Rodriguez with Texas in 1999.

2008: Finished first-half third in AL in batting (.322) behind Ian Kinsler (.337) of Texas and Justin Morneau (.323)...became first Twins catcher to start an All-Star Game July 15 at New York-AL, going 1-for-1 with a walk...had career-high 16-game hit-streak from August 4-24, batting .349 (22-for-63) with one home run, 10 RBI and 13 runs scored...had second career five-hit game and season-high four RBI August 29 at Oakland...his .362 batting average with runners in scoring position ranked seventh in American League...was one of just four catchers to log 1,200-plus innings behind the plate, and ranked second in league by throwing out 36% of potential base stealers...finished season four points ahead of Dustin Pedroia (Boston) to win his second batting title in three years (2006)...it was 13th American League batting title won by a Minnesota Twin in 48-year existence of team as he joined Tony Oliva and Rod Carew as only Twins who have won multiple titles...joined Buddy Myer (Washington, 1935) and Joe Cronin (Washington, 1931) as only players in franchise history to hit over .300, score over 95 runs, record 30-plus doubles, drive in 80-plus runs and walk 80-plus times in a single season...was given the Dick Siebert Award for Upper Midwest Player of the Year and the Carl R. Pohlad Community Service Award by the Twin Cities chapter of the BBWAA...won first Rawlings Gold Glove Award, becoming second Twins catcher to win the award (Earl Battey in 1961 and 62)...became first American League player to win batting title and Gold Glove in same season since Ichiro Suzuki (Seattle) in 2004...won Louisville Slugger Silver Slugger Award.

2007: Disabled with strained left quadriceps May 6-June 8...began rehab assignment at Single-A Ft. Myers June 6...hit first career grand slam June 29 at Detroit...hit inside-the-park home run July 21 vs. Los Angeles-AL...threw out 19 of 40 (48%) runners attempting to steal.

2006: Named American League Player of the Week June 5-11...named AL Player of the Month for July...selected to first career All-Star team July 11 at Pittsburgh...was intentionally walked 21 times, second highest single-season total by a Twin (Killebrew, 23 in 1970)...finished season hitting .347 and won the AL batting title...became first AL catcher to win batting title and at 23, the youngest batting champ since Alex Rodriguez (21) in 1996...the last catcher to win batting title was Ernie Lombardi in 1942 with the Boston Braves...won Dick Siebert Award for Upper Midwest Player of the Year, by the Twin Cities chapter of the BBWAA...won Louisville Slugger Silver Slugger Award.

2005: Threw out 17 of 48 (35%) runners attempting to steal to up career totals to 22 of 64 (34%)...led club in batting (.294) and walks (61), tied for lead in intentional walks (12), second in hits (144) and multi-hit games (41), tied for second in stolen bases (13), and third in doubles (26).

2004: Made major league debut and singled off Rafael Betancourt for first big league hit April 5 vs. Cleveland...disabled with medial meniscus tear in left knee April 7-June 2...had surgery to remove meniscus in left knee April 8...began rehab assignment at Ft. Myers May 26 and continued rehab at Rochester...hit first major league homer off Esteban Yan June 6 vs. Detroit...had first career two-homer game June 30 vs. Chicago-AL...had first career four-hit game July 7 vs. Kansas City...disabled for remainder of season with sore left knee July 19...won Bill Boni Award as Twins Outstanding Rookie, awarded by the Twin Cities chapter of the BBWAA...ranked top prospect in the Twins organization by *Baseball America* entering the 2005 season.

2003: Began season at Single-A Ft. Myers...named Twins minor league Player of the Week May 24-30...played in Florida State League All-Star Game...promoted to New Britain June 16...played for United States team in the Futures Game at U.S. Cellular Field in Chicago...named Twins minor league Player of the Month for July...named Topps Eastern League Player of the Month for July...led both Florida State League and Eastern League in throwing out runners attempting to steal...led Twins minor leaguers in hits (172), second in RBI (85) and fourth in walks (49)...was fifth among all minor leaguers in hits and was 11th in batting average (.338)...led all minor league catchers in batting...selected to Florida State League Postseason All-Star team...rated best hitting prospect and best defensive catcher in Florida State League by *Baseball America*...named to *Baseball America*'s minor league All-Star team and All-Defensive team...rated best prospect in Eastern League and Florida State League...named Teenager of the Year by Sportsticker...named minor league Player of the Year by *Baseball America* and Sportsticker...won Sherry Robertson

Award as Twins minor league Player of the Year...played for Team USA in Olympic Qualifying Tournament in Panama...ranked top prospect in the Twins organization by *Baseball America* entering the 2004 season.

2002: Selected to Midwest League All-Star team June 18 at Lansing...disabled for remainder of season after surgery to repair hernia August 30...led club in walks (61), was second in batting (.302), hits (124) and RBI (62), tied for second in doubles (23), and fourth in at-bats (411) and runs (58)...named to Sportsticker's Midwest League All-Teen team and Midwest League Postseason All-Star team...named to Topps Single-A All-Star Team...rated top minor league catching prospect, second best arm strength, third best receiving skills and best defensive catcher in Midwest League by *Baseball America*...selected to Low Single-A All-Star team by *Baseball America*...ranked top prospect in the Twins organization by *Baseball America* entering the 2003 season.

2001: Named Twins minor league Player of the Week, going 14-for-29 (.483) August 26-September 1...named Twins minor league Player of the Month for August, going 44-for-107 (.411)...rated as top prospect in Appalachian League and top minor league catching prospect by *Baseball America.*

PROFESSIONAL: Selected by Twins first overall in 2001 First-Year Player Draft; signed by scout Mark Wilson.

MAUER'S PLAYING RECORD

YEAR	CLUB	AVG	G	AB	R	H	2B	3B	HR	RBI	SH	SF	HBP	BB	SO	SB	CS	E	OBP
2001	Elizabethton	.400	32	110	14	44	6	2	0	14	0	0	1	19	10	4	0	4	.492
2002	Quad Cities	.302	110	411	58	124	23	1	4	62	0	2	2	61	42	0	0	6	.393
2003	Ft. Myers	.335	62	233	25	78	13	1	1	44	0	3	1	24	24	3	0	0	.395
	New Britain	.341	73	276	48	94	17	1	4	41	0	4	5	25	25	0	0	3	.400
2004	Rochester	.316	5	19	1	6	3	0	0	2	0	1	0	1	4	0	0	0	.333
	Ft. Myers	.667	2	6	0	4	0	0	0	2	0	0	0	2	2	0	0	0	.750
	MINNESOTA	**.308**	**35**	**107**	**18**	**33**	**8**	**1**	**6**	**17**	**0**	**3**	**1**	**11**	**14**	**1**	**0**	**2**	**.369**
2005	**MINNESOTA**	**.294**	**131**	**489**	**61**	**144**	**26**	**2**	**9**	**55**	**0**	**3**	**1**	**61**	**64**	**13**	**1**	**5**	**.372**
2006	**MINNESOTA**	**.347**	**140**	**521**	**86**	**181**	**36**	**4**	**13**	**84**	**0**	**7**	**1**	**79**	**54**	**8**	**3**	**4**	**.429**
2007	Ft. Myers	.000	1	3	0	0	0	0	0	0	0	0	0	1	0	0	0	0	.250
	MINNESOTA	**.293**	**109**	**406**	**62**	**119**	**27**	**3**	**7**	**60**	**2**	**3**	**3**	**57**	**51**	**7**	**1**	**1**	**.382**
2008	**MINNESOTA**	**.328**	**146**	**536**	**98**	**176**	**31**	**4**	**9**	**85**	**1**	**11**	**1**	**84**	**50**	**1**	**1**	**3**	**.413**
2009	Ft. Myers	.400	5	15	2	6	2	0	0	4	0	1	0	2	1	0	0	0	.444
	MINNESOTA	**.365**	**138**	**523**	**94**	**191**	**30**	**1**	**28**	**96**	**0**	**5**	**2**	**76**	**63**	**4**	**1**	**3**	**.444**
2010	**MINNESOTA**	**.327**	**137**	**510**	**88**	**167**	**43**	**1**	**9**	**75**	**0**	**6**	**3**	**65**	**53**	**1**	**4**	**3**	**.402**
2011	Ft. Myers	.261	7	23	3	6	2	0	1	6	0	0	1	3	1	0	0	0	.370
	MINNESOTA	**.287**	**82**	**296**	**38**	**85**	**15**	**0**	**3**	**30**	**0**	**2**	**3**	**32**	**38**	**0**	**0**	**5**	**.360**
2012	**MINNESOTA**	**.319**	**147**	**545**	**81**	**174**	**31**	**4**	**10**	**85**	**1**	**3**	**2**	**90**	**88**	**8**	**4**	**5**	**.416**
2013	**MINNESOTA**	**.324**	**113**	**445**	**62**	**144**	**35**	**0**	**11**	**47**	**0**	**2**	**0**	**61**	**89**	**0**	**1**	**3**	**.404**
2014	Cedar Rapids	.400	4	15	2	6	0	0	0	1	0	0	0	0	1	0	0	0	.400
	MINNESOTA	**.277**	**120**	**455**	**60**	**126**	**27**	**2**	**4**	**55**	**0**	**2**	**1**	**60**	**96**	**3**	**0**	**3**	**.361**
2015	**MINNESOTA**	**.265**	**158**	**592**	**69**	**157**	**34**	**2**	**10**	**66**	**1**	**5**	**1**	**67**	**112**	**2**	**1**	**5**	**.338**
Minor League Totals		**.331**	**301**	**1111**	**153**	**368**	**66**	**5**	**10**	**176**	**0**	**11**	**10**	**138**	**110**	**7**	**0**	**13**	**.406**
Major League Totals		**.313**	**1456**	**5425**	**817**	**1697**	**343**	**24**	**119**	**755**	**5**	**52**	**19**	**743**	**772**	**48**	**17**	**42**	**.394**

MAUER'S CAREER FIELDING RECORD

POSITION	PCT	G	PO	A	E	TC	DP	PB
Catcher	.995	920	5831	323	30	6184	39	40
First Base	.996	293	2482	199	12	2693	244	—
Outfield	1.000	1	3	0	0	3	0	—
Totals	**.995**	**1214**	**8316**	**522**	**42**	**8880**	**283**	**40**

MAUER'S DIVISION SERIES RECORD

YEAR	OPPONENT	AVG	G	AB	R	H	2B	3B	HR	RBI	SH	SF	HBP	BB	SO	SB	CS	E	OBP
2006	Oakland	.182	3	11	0	2	0	0	0	0	0	0	0	1	0	0	0	0	.250
2009	New York-AL	.417	3	12	1	5	1	0	0	1	0	0	0	2	4	0	0	0	.500
2010	New York-AL	.250	3	12	0	3	0	0	0	0	0	0	0	1	3	0	0	1	.250
Division Series Totals		**.286**	**9**	**35**	**1**	**10**	**1**	**0**	**0**	**1**	**0**	**0**	**0**	**4**	**7**	**0**	**0**	**1**	**.359**

MAUER'S ALL-STAR GAME RECORD

YEAR	HOST	AVG	G	AB	R	H	2B	3B	HR	RBI	SH	SF	HBP	BB	SO	SB	CS	E	OBP
2006	Pittsburgh	.000	1	2	0	0	0	0	0	0	0	0	0	0	1	0	0	0	.000
2008	New York-AL	1.000	1	1	0	1	0	0	0	0	0	0	0	1	0	0	0	0	1.000
2009	St. Louis	.333	1	3	1	1	1	0	0	1	0	0	0	0	0	0	0	0	.333
2010	Los Angeles-AL	.000	1	2	0	0	0	0	0	0	0	0	0	0	0	0	0	0	.000
2012	Kansas City	1.000	1	1	0	1	0	0	0	0	0	0	0	0	0	0	0	0	1.000
2013	New York-NL	.500	1	2	0	1	0	0	0	0	0	0	0	0	0	0	0	0	.500
All-Star Game Totals		**.364**	**6**	**11**	**1**	**4**	**1**	**0**	**0**	**1**	**0**	**0**	**0**	**1**	**1**	**0**	**0**	**0**	**.417**

MAUER'S WORLD BASEBALL CLASSIC RECORD

YEAR	CLUB	AVG	G	AB	R	H	2B	3B	HR	RBI	SH	SF	HBP	BB	SO	SB	CS	E	OBP
2013	USA	.429	6	21	4	9	2	1	0	2	0	0	0	5	4	0	0	0	.538

TREVOR MAY

HEIGHT/WEIGHT: 6-5/240
BATS/THROWS: R/R
BORN: 9/23/89 in Longview, WA
OPENING DAY AGE: 26
RESIDES: Kelso, WA
ACQUIRED: Trade with Philadelphia, 12/6/12
M.L. SERVICE: 1 year, 51 days
CONTRACT STATUS: Signed thru 2016

@TREVMAY65

RHP 65

2015		GAME HIGHS	CAREER	
IP: 7.0, 2x, last 6/3 at BOS	**Walks:** 3, 3x, last 7/1 at CIN		**IP:** 7.0, 2x, last 6/3/15 at BOS	**Walks:** 7, 8/9/14 at OAK
SO: 9, 2x, last 6/3 at BOS	**CG:** - -		**SO:** 10, 9/14/14 at CWS	**CG:** - -
Win Streak: 4, 7/6-8/7	**Low-Hit:** - -		**Win Streak:** 4, 7/6-8/7/15	**Low-Hit:** - -

PERSONAL: Trevor J. May...2008 graduate of Kelso (WA) High School where he was a valedictorian...went 11-1 his senior year to help team to the Class 3A state championship game...produces music and enjoys DJing in spare time...participated in Twins Winter Caravan in 2016.

CAREER HIGHLIGHTS: Starting pitcher throughout professional career but moved to bullpen for most of 2015...selected to participate in SiriusXM Futures Game at Target Field in 2014 but did not pitch (injury)...in 2014, finished third in Twins organization in strikeouts (138), behind Phil Hughes (186) and Alex Meyer (153)...ranked ninth best prospect and best changeup in Twins system by *Baseball America* entering 2015 and eighth best prospect and best changeup in the Twins system by *Baseball America* entering 2014...acquired by Twins at Winter Meetings in December of 2012 along with pitcher Vance Worley, in exchange for outfielder Ben Revere...originally Philadelphia's fourth round pick in 2008 First-Year Player Draft.

2015:

- Played in third career Twins spring training and was optioned to Triple-A Rochester March 28.
- Was slated to be Triple-A Rochester third starter but was recalled by Minnesota on April 11 when Ricky Nolasco was placed on DL with right elbow inflammation.
- Made start in Home Opener April 13 vs. Kansas City, allowing five runs on eight hits in 5.1 innings pitched with one walk and four strikeouts and was issued the loss.
- Pitched 7.0-shutout innings with two hits allowed, no walks and nine strikeouts, which tied a season-high (previous May 23 at Chicago-AL) June 3 at Boston.
- Moved to the bullpen upon Ervin Santana's reinstatement from the 80-day restricted list in beginning of July; had gone 4-7, 4.37 ERA (80.1 IP, 39 ER) with 18 walks and 71 strikeouts in 15 starts.
- Held opponents scoreless in 14 consecutive relief appearances (13.0 IP) from July 25-August 28.
- Recorded six holds from August 21 through the end of the season, the most on the Twins in that span.
- Went 4-8, 4.43 ERA (83.1 IP, 41 ER) with 18 walks and 73 strikeouts in 16 starts and 4-1, 2.87 ERA (31.1 IP, 10 ER) with eight walks and 37 strikeouts in 32 relief appearances.
- Led all AL rookies in strikeouts-per-walk (4.23) with a minimum of 100.0 IP and ranked fourth in strikeouts (110), tied for seventh in games (48) and tied for ninth in holds (7).

AL LEADERS

APPEARANCES FOR ROOKIES IN 2015

1. Steve Geltz, TB....70
   Carson Smith, SEA....70
3. Keone Kela, TEX....68
   Roberto Osuna, TOR....68
5. Jose Alvarez, LAA....64
6. Chasen Shreve, NYY....59
7. **Trevor May, MIN....48**
   Trevor Gott, LAA....48

2014: Optioned to Triple-A Rochester from Twins spring training March 9...set season-high with 11 strikeouts May 1 vs. Louisville (6.0 IP)...tied season-high with 11 strikeouts again June 16 vs. Pawtucket (8.1 IP)...pitched first complete game May 13 vs. Columbus, the sixth of minor league career...went 4-2, 1.47 ERA (36.2 IP, 6 ER) with 34 strikeouts and 15 walks in six May starts...selected to participate in SiriusXM Futures Game at Target Field, replacing St. Louis prospect Marco Gonzalez (recall)...placed on 7-day disabled list June 26 with right calf strain (suffered June 21 at Buffalo); could not play in Futures Game (replaced by teammate Alex Meyer)...reinstated July 13 and made four starts for the Red Wings before being recalled August 9...made major league debut in a start August 9 at Oakland, allowing four runs on three hits and seven walks in 2.0 innings pitched, being dealt the loss...earned first major league win September 3 vs. Chicago-AL, allowing three runs on six hits in 5.0 innings pitched, with one walk and six strikeouts as the Twins won 11-4...set season and career-high with 10 strikeouts (6.0 IP) September 14 at Chicago-AL; eighth different rookie in club history to record double-digit strikeouts; 12th different time, and first since Matt Garza in 2007...combined to go 11-12, 4.44 ERA (144.0 IP, 71 ER) with 61 walks and 138 strikeouts between Rochester and Minnesota...finished third in the organization in strikeouts (138), behind Phil Hughes (186) and Alex Meyer (153)...ranked ninth best prospect and best changeup in Twins system by *Baseball America* entering 2015.

2013: Participated in first Twins major league spring training and optioned March 11...spent his first season in the Twins organization with Double-A New Britain...pitched two 7.0-inning complete game shutouts — April 24 at New Hampshire and May 10 vs. Portland (Game 2)...named Twins minor league Player of the Week for June 21, tossing 7.2 shutout innings with four hits allowed, one walk and nine strikeouts, earning the

win June 18 at Erie...had season-high 10 strikeouts twice — May 10 vs. Portland (7.0 IP) and August 31 vs. Reading (7.0 IP)...struck out six-plus in 16 starts and eight-plus in eight starts...named to Eastern League All-Star East team but did not play...led the Eastern League in strikeouts (159), tied for first in starts (27) and ranked fifth in innings pitched (151.2)...led the Rock Cats in wins (9)...played in the Arizona Fall League with Glendale Desert Dogs, going 0-2, 3.21 ERA (14.0 IP, 5 ER) with four walks and 12 strikeouts in nine games (1 start)...named eighth best prospect and best changeup in the Twins system by *Baseball America* entering 2014.

2012: Spent the season with Double-A Reading (Philadelphia)...went 5-0, 2.40 ERA (30.0 IP, 8 ER) with eight walks and 33 strikeouts in five April starts...did not allow a home run in first eight starts (46.1 IP) April 6-May 16...led the Eastern League in strikeouts (151), was tied for first in starts (28), tied for eighth in wins (10) and 10th in innings (149.2)...struck out seven-plus batters in nine of 28 starts and eight-plus in four starts; averaged 9.1 strikeouts-per-9.0 innings pitched...acquired by Twins via trade with Philadelphia along with pitcher Vance Worley, in exchange for outfielder Ben Revere December 12.

2011: Spent season with Single-A Clearwater...named Phillies Pitcher of the Week May 30-June 5...named Phillies minor league Pitcher of the Month for June, going 2-2, 1.50 ERA (30.0 IP, 5 ER) with 13 walks and 40 strikeouts in five starts...named to Florida State League All-Star team and earned the win (1.0 IP)...was the 50th anniversary of the FSL All-Star game, which was played in Bright House Field, his home club's park in Clearwater, FL...named FSL Pitcher of the Week twice...struck out 208 batters in 151.1 IP (12.37 K/9.0 IP), third-most in all of minor league baseball...recorded double-digit strikeouts seven times, including 14 strikeouts June 22 at Tampa (7.0 IP), the most strikeouts by a Phillies minor league pitcher since at least 1980...led the Florida State League in strikeouts and shutouts (2), tied for second in complete games (3) and starts (27), and ranked third in innings pitched (151.1)...given Paul Owens Award as best pitcher in the Phillies minor league system...named the top prospect in the Phillies minor league system by *Baseball America* entering 2012.

2010: Began season with Single-A Clearwater...selected as a Florida State League Midseason All-Star...transferred to Single-A Lakewood July 4...named Phillies minor league Pitcher of the Week July 26-August 1...averaged 12.13 strikeouts-per-9.0 IP between both levels...named the fifth best prospect in the Phillies minor league system by *Baseball America* entering the 2011 season.

2009: Spent the season with Single-A Lakewood (Philadelphia)...named Phillies minor league Pitcher of the Week August 31-September 7...averaged 11.06 strikeouts-per-9.0 IP...held opponents to a .211 batting average...went 1-0, 0.00 ERA (11.0 IP) with 11 strikeouts in two postseason starts.

2008: Began professional career with the GCL Phillies...participated in Florida Instructional League.

PROFESSIONAL: Selected by Philadelphia in fourth round of 2008 First-Year Player Draft; signed by Dave Ryles.

MAY'S PITCHING RECORD

YEAR	CLUB	W-L	ERA	G	GS	CG	SH	SV	IP	H	R	ER	HR	HB	BB	SO	WP	BK	BAA
2008	GCL Phillies	1-1	3.75	5	2	0	0	0	12.0	11	7	5	0	1	7	11	1	0	.256
2009	Lakewood	4-1	2.56	15	15	0	0	0	77.1	58	24	22	3	2	43	95	6	1	.211
2010	Clearwater	5-5	5.01	16	14	0	0	0	70.0	53	41	39	7	5	61	90	9	1	.212
	Lakewood	7-3	2.91	11	11	0	0	0	65.0	51	22	21	3	1	20	92	5	0	.214
2011	Clearwater	10-8	3.63	27	27	3	2	0	151.1	121	65	61	8	5	67	208	8	0	.221
2012	Reading	10-13	4.87	28	28	0	0	0	149.2	139	87	81	22	11	78	151	8	1	.249
2013	New Britain	9-9	4.51	27	27	2	2	0	151.2	149	79	76	14	8	67	159	7	0	.256
2014	Rochester	8-6	2.84	18	18	1	1	0	98.1	75	33	31	4	0	39	94	2	0	.209
	MINNESOTA	**3-6**	**7.88**	**10**	**9**	**0**	**0**	**0**	**45.2**	**59**	**41**	**40**	**7**	**2**	**22**	**44**	**3**	**0**	**.314**
2015	**MINNESOTA**	**8-9**	**4.00**	**48**	**16**	**0**	**0**	**0**	**114.2**	**127**	**53**	**51**	**11**	**4**	**26**	**110**	**4**	**0**	**.279**
Minor League Totals		**54-46**	**3.90**	**147**	**142**	**6**	**5**	**0**	**775.1**	**657**	**358**	**336**	**61**	**33**	**382**	**900**	**46**	**3**	**.230**
Major League Totals		**11-15**	**5.11**	**58**	**25**	**0**	**0**	**0**	**160.1**	**186**	**94**	**91**	**18**	**6**	**48**	**154**	**7**	**0**	**.289**

MAY'S CAREER FIELDING RECORD

POSITION	PCT	G	PO	A	E	TC	DP	PB
Pitcher	.900	58	6	12	2	20	0	—

MAY'S BATTING RECORD

BATTING	AVG	AB	R	H	2B	3B	HR	RBI	SH	SF	HBP	BB	SO	SB	CS	OBP
Career	.000	3	0	0	0	0	0	0	0	0	0	0	3	0	0	.000

ROOKIE QUALIFICATIONS

A player shall be considered a rookie unless, during a previous season, he had (a) exceeded 130 at-bats or 50 innings pitched in the major leagues; or (b) accumulated more than 45 days on the active roster of a major league club, or clubs, during the period of 25-man limit (excluding time in military service and time on the disabled list).

MASON MELOTAKIS

HEIGHT/WEIGHT: 6-3/220
BATS/THROWS: R/L
BORN: 6/28/91 in Bloomington, IN
OPENING DAY AGE: 24
RESIDES: Colleyville, TX
ACQUIRED: 2nd round (63rd overall), 2012 First-Year Draft
M.L. SERVICE: None
CONTRACT STATUS: Signed thru 2016

LHP 74

PERSONAL: Mason Emmanual Melotakis (pronounced meh-lah-TAH-kis)...2009 graduate of Grapevine (TX) High School.

2015:

- Did not pitch, recovering from "Tommy John" surgery on left elbow, a surgery performed in October of 2014.
- Added to Twins 40-man roster November 20.
- Named 28th best prospect in Twins system by *Baseball America*, entering 2016.

2014: Began the season with Single-A Ft. Myers...10 of final 12 appearances for Miracle were scoreless, posting a 1.08 ERA (16.2 IP, 2 ER) with 19 strikeouts in that span...promoted to Double-A New Britain July 7...11 of 13 appearances for Rock Cats were scoreless...placed on the 7-day disabled list two separate times while with New Britain, both times with left elbow inflammation...made final appearance August 27 at Binghamton.

2013: Spent entire season with Single-A Cedar Rapids as one of the primary starters...led Kernels in wins (11), tied for second in Midwest League and tied for second among Twins minor leaguers...finished seventh among Twins minor leaguers in ERA (3.16)...ranked Twins 18th best prospect by *Baseball America* entering 2014.

2012: Split first professional season between Rookie Elizabethton and Single-A Beloit, combining to go 4-2, 1.88 ERA (24.0 IP, 5 ER) with six walks and 34 strikeouts in 20 games...ranked Twins 17th best prospect by MLB.com entering the 2013 season.

AMATEUR CAREER: Pitched three seasons at Northwestern State from 2010-12, going 5-7, 3.69 ERA (127.0 IP, 52 ER) with 43 walks and 129 strikeouts in 61 career games (9 starts)...second-highest selection in the draft in the history of Northwestern State (Brandon Emanuel, 61st pick by the California Angels in 1998).

PROFESSIONAL: Selected by Twins in second round (63rd overall) of 2012 First-Year Player Draft; signed by scout Greg Runser.

MELOTAKIS' PITCHING RECORD

YEAR	CLUB	W-L	ERA	G	GS	CG	SH	SV	IP	H	R	ER	HR	HB	BB	SO	WP	BK	BAA
2012	Elizabethton	1-1	1.35	7	0	0	0	0	6.2	2	2	1	0	0	2	10	0	0	.091
	Beloit	3-1	2.08	13	0	0	0	1	17.1	15	6	4	3	1	4	24	0	0	.221
2013	Cedar Rapids	11-4	3.16	24	18	0	0	1	111.0	106	50	39	6	5	39	84	12	0	.249
2014	Ft. Myers	3-1	3.45	25	2	0	0	1	47.0	50	20	18	3	3	24	45	4	0	.269
	New Britain	1-0	2.25	13	0	0	0	2	16.0	17	5	4	0	1	3	17	2	0	.274
2015	DID NOT PLAY - INJURED																		
Minor League Totals		**19-7**	**3.00**	**82**	**20**	**0**	**0**	**5**	**198.0**	**190**	**83**	**66**	**12**	**10**	**72**	**180**	**18**	**0**	**.249**

TWINS ALL-TIME INDIVIDUAL SINGLE-SEASON BATTING LEADERS BY POSITION

POS	AVERAGE	HOME RUNS	RUNS BATTED IN	RUNS SCORED
C	Joe Mauer, .365 - 2009	Joe Mauer, 28 - 2009	Joe Mauer, 96 - 2009	Joe Mauer, 98 - 2008
1B	Rod Carew, .388 - 1977	Harmon Killebrew, 49 - 1964, 69	Harmon Killebrew, 140 - 1969	Rod Carew, 128 - 1977
2B	Rod Carew, .364 - 1974	Brian Dozier, 28 - 2015	Brian Dozier, 77 - 2015	Chuck Knoblauch, 140 - 1996
3B	Rich Rollins, .307 - 1963	Gary Gaetti, 34 - 1986	Gary Gaetti, 109 - 1987	Corey Koskie, 100 - 2001
SS	Cristian Guzman, .302 - 2001	Roy Smalley, 24 - 1979	Roy Smalley, 95 - 1979	Zoilo Versalles, 126 - 1965
OF	Kirby Puckett, .356 - 1988	B. Allison ('63) and J. Willingham ('12), 35	Kirby Puckett, 121 - 1988	Cesar Tovar, 120 - 1970
DH	Paul Molitor, .341 - 1996	Jason Kubel, 28 - 2009	Paul Molitor, 113 - 1996	Paul Molitor, 99 - 1996
P	Camilo Pascual, .268 - 1962	J. Kaat ('64) and P. Ramos ('61), 3	Camilo Pascual, 19 - 1962	Jim Kaat, 17 - 1970

HEIKER MENESES

HEIGHT/WEIGHT: 5-9/200
BATS/THROWS: R/R
BORN: 7/1/91 in Caracas, VZ
OPENING DAY AGE: 24
RESIDES: Guarenas, VZ
ACQUIRED: Signed as minor league free agent, 11/20/14
M.L. SERVICE: None
CONTRACT STATUS: Signed thru 2016

INF 78

NON-ROSTER INVITE

PERSONAL: Heiker Albert (Betancourt) Meneses (pronounced aker man-ESS-iss)...signed by Boston as a 16-year-old out of Guarenas, Venezuela.

2015:

- Was an invite to Twins spring training; reassigned to minor league camp March 15 and spent entire season with Double-A Chattanooga.
- Tied professional career-high with four hits August 30 at Birmingham (Game 1), marking second time in career with four hits, the other coming in 2011 with Greenville (Boston).
- Recorded 22 multi-hit games for the Lookouts; 17 two-hit games, four three-hit games and one four-hit game.
- Played 57 games (56 starts) at second base for Chattanooga, 32 at shortstop (all starts), seven at third base (all starts) and one at first base.
- Ranked fourth on Lookouts in games (100) and fifth in hits (88).
- Played for Tiburones de La Guaira in the Venezuelan Winter League, hitting .252 (28-for-111) in 43 games.

2014: Was an invite to Red Sox spring training; optioned and began season with Triple-A Pawtucket...played in 16 games, hitting .241 (14-for-58) with three extra-base hits and was transferred to Double-A Portland April 25...combined to play 56 games at shortstop, 31 at third base and 17 at second base between both levels, committing a total of just six errors...played for Tiburones de la Guaira in the VZL, hitting .190 (16-for-84) in 35 games.

2013: Started season with Double-A Portland (Boston)...hit inside-the-park home run on April 16 at Binghamton...promoted to Triple-A Pawtucket August 13...combined for a .253 average (95-for-376) in a career-high 110 games between both levels...hit .312 (34-for-109) against left-handed pitching between the two levels...played 55 games at shortstop and 54 games at second base...played all nine of Pawtucket's playoff games, hitting .222 (6-for-27)...played for Tiburones de la Guaira in the VZL after the season, hitting .313 (10-for-32).

2012: Began the season with Double-A Portland...placed on 7-day disabled list April 29-May 9 with a left shoulder strain...transferred to Single-A Salem June 10 and ranked second on the club in triples (4) and third in stolen bases (18)...combined to hit .246 (93-for-377) with 42 RBI, 47 runs and 19 stolen bases in 103 games between two levels...appeared in 44 games at second base, 40 at shortstop and 22 at third base...combined to hit .345 (30-for-87) against left-handers.

2011: Split season between Single-A Greenville (Boston), Single-A Salem and Double-A Portland...started season with Greenville and transferred to Portland July 5...played in 24 games with Portland and transferred to Salem August 9, where he ranked second on club in triples (5) in 26 games...hit safely in first 12 games with Salem August 9-21...combined to hit .295 (115-for-390) with 18 doubles, seven triples, three home runs, 41 RBI, 74 runs and 25 stolen bases in 101 games between all three levels...tied for first among Red Sox minor leaguers in triples (7) and ranked fourth in batting average.

2010: Led GCL in games (56) and stolen bases (17); and second in hits (52) and total bases (75)...led GCL third basemen in fielding percentage (.949).

2009: Spent second season with DSL Red Sox and led the club in stolen bases (25)...led league shortstops in putouts (130).

2008: Made his professional debut with the DSL Red Sox as a 16-year-old.

PROFESSIONAL: Signed by Boston as undrafted free agent October 23, 2007; signed by Red Sox scout Angel Escobar.

MENESES' BATTING RECORD

YEAR	CLUB	AVG	G	AB	R	H	2B	3B	HR	RBI	SH	SF	HBP	BB	SO	SB	CS	E	OBP
2008	DSL Red Sox	.220	43	132	20	29	1	2	0	16	1	0	4	29	44	9	3	4	.376
2009	DSL Red Sox	.199	65	216	48	43	2	6	1	17	4	1	13	34	68	25	5	28	.341
2010	GCL Red Sox	.250	56	208	27	52	8	3	3	24	2	0	4	12	47	17	6	8	.304
2011	Greenville	.277	51	206	38	57	6	2	2	22	2	0	8	18	56	17	5	4	.358
	Portland Sea Dogs	.265	24	83	13	22	3	0	0	6	0	1	3	3	25	2	0	10	.311
	Salem	.356	26	101	23	36	9	5	1	13	1	1	3	8	24	6	1	2	.416
2012	Portland	.197	41	127	12	25	1	1	1	10	3	0	2	13	33	1	3	9	.282
	Salem	.272	62	250	35	68	16	4	2	32	5	2	7	9	55	18	11	6	.313
2013	Portland	.255	92	322	43	82	15	4	3	31	4	0	7	20	84	11	7	15	.312
	Pawtucket	.241	18	54	3	13	0	1	0	5	1	1	1	5	12	2	1	1	.311
2014	Pawtucket	.241	16	58	3	14	2	1	0	3	2	0	0	3	10	0	1	4	.279
	Portland	.190	95	306	36	58	9	1	1	23	7	3	6	20	52	9	6	6	.251
2015	Chattanooga	.259	100	340	44	88	10	2	0	34	11	4	7	24	72	15	10	9	.317
Minor League Totals		**.244**	**689**	**2403**	**345**	**587**	**82**	**32**	**14**	**236**	**43**	**13**	**65**	**198**	**582**	**132**	**59**	**106**	**.317**

ALEX MEYER

HEIGHT/WEIGHT: 6-9/225
BATS/THROWS: R/R
BORN: 1/3/90 in Greensburg, IN
OPENING DAY AGE: 26
RESIDES: Greensburg, IN
ACQUIRED: Trade with Washington, 11/29/12
M.L. SERVICE: 8 days
CONTRACT STATUS: Signed thru 2016

@MEYER17A

RHP 51

2015		GAME HIGHS	CAREER	
IP: 1.2, 6/26 at MIL	**Walks:** 2, 6/29 at CIN		**IP:** 1.2, 6/26/15 at MIL	**Walks:** 2, 6/29/15 at CIN
SO: 2, 6/26 at MIL	**CG:** - -		**SO:** 2, 6/26/15 at MIL	**CG:** - -
Win-Streak: - -	**Low-Hit:** - -		**Win-Streak:** - -	**Low-Hit:** - -

PERSONAL: Alex John Meyer...2008 graduate of Greensburg (IN) High School...as a senior was named AFLAC All-American and Louisville Slugger High School All-American; rated number five prospect in all of high school baseball by *Baseball America*; ranked number two prospect by *Baseball America* at Perfect Game's National Showcase in Cincinnati; named Gatorade Indiana Player of the Year and Louisville Slugger Indiana Player of the Year; named Indiana Mr. Baseball and First-Team All-State; earned EIAC Conference MVP honors and EIAC All-Conference honors...went 8-0 with a 0.95 ERA, 30 walks and 108 strikeouts as a senior...holds school records for most strikeouts in a season, career and lowest season ERA... three-year letter winner in baseball...played basketball four years and named All-Conference twice...played football as a freshman...spends time in the offseason as substitute teacher in hometown Greensburg (IN) schools (2011-14).

CAREER HIGHLIGHTS: Selected to play in SiriusXM Futures Game July 13, 2014 at Target Field...ranked second in Twins organization in strikeouts (153) in 2014, trailing Phil Hughes (186)...ranked fifth best prospect and best curveball in Twins system by *Baseball America* entering 2015...also best fastball and best breaking pitch in International League by *Baseball America*...named 29th best prospect in baseball by MLB.com entering 2015...named third best prospect, best fastball and best curveball in the Twins system by *Baseball America* entering 2014...acquired via trade with Washington in November of 2012 in exchange for Denard Span...originally drafted 23rd overall by Washington in 2011 First-Year Player Draft.

2015:

- Played in second spring training with Twins and was optioned to Triple-A Rochester March 20, where he started the season.
- Tied minor league single-game career-high with 11 strikeouts in 6.0 shutout innings April 21 at Syracuse (ND).
- Began season in Red Wings rotation, going 2-3, 7.09 ERA (39.1 IP, 31 ER) with 24 walks and 41 strikeouts in eight starts.
- Moved to bullpen in late May and made nine appearances, allowing one earned run in 17.0 innings pitched (0.53 ERA) with six walks and 20 strikeouts.
- Recalled from Triple-A Rochester June 26.
- Made major league debut June 26 at Milwaukee, entering the game in relief in the first inning; allowed four runs on three hits in 1.2 innings pitched...recorded first strikeout, fanning Jean Segura in the second inning.
- Appeared in one more game and was optioned back to Rochester July 4.
- Held opponents scoreless in his final seven appearances with Rochester (15.2 IP) since August 16, including six walks and 19 strikeouts.
- Posted a 3.08 ERA (52.2 IP, 18 ER) in 30 relief appearances with the Red Wings.
- Named 12th best prospect in Twins system by *Baseball America*, entering 2016.

2014: Was an invite to Twins spring training, reassigned to minor league camp March 9 and spent entire season at Triple-A Rochester...started Red Wings home opener April 6 vs. Buffalo, allowing three runs (2 ER) on three hits in 5.0 innings pitched and did not factor into decision... recorded career-high 11 strikeouts in consecutive starts April 23 at Pawtucket and April 28 vs. Charlotte, becoming first Red Wings starter with double-digit strikeouts in consecutive starts since Francisco Liriano in 2005...named Twins minor league Player of the Week April 25...earned first career Triple-A win April 28 vs. Charlotte, tossing 6.0 shutout innings...posted 15.2 scoreless innings streak April 23-May 4...recorded 10 strikeouts twice: July 8 vs. Buffalo and August 20 at Buffalo...selected to play in SiriusXM Futures Game July 13 at Target Field, replacing teammate Trevor May (calf strain); pitched a scoreless fifth inning, allowing one hit while throwing just four pitches...walked career-high five batters July 29 vs. Lehigh Valley (5.0 IP)...went 2-0, 1.55 ERA (29.0 IP, 5 ER) with 17 walks and 34 strikeouts in five July starts...placed on 7-day disabled list August 31 with right shoulder inflammation, ending his season...held right-handed hitters to a .214 (52-for-243) batting average and left-handed batters to a .269 (64-for-238) average...finished second in International League in strikeouts (153), fourth in batting-average-against (.239) and seventh in ERA (3.41)...led Red Wings in strikeouts (153) and starts (27), and second in innings pitched (130.1)...ranked second in Twins organization in strikeouts, trailing Phil Hughes (186)...added to Twins 40-man roster November 20...ranked fifth best prospect and best curveball in Twins system by *Baseball America* entering 2015...also best fastball and best breaking pitch in International League by *Baseball America*...named 29th best prospect in baseball by MLB.com entering 2015.

2013: Spent first season in Twins organization...was an invite to Twins Spring Training, reassigned to minor league camp March 10; reported to Double-A New Britain...went 2-0, 1.64 ERA (22.0 IP, 4 ER) with 26 strikeouts in first four starts April 7-25...set season-high with 10 strikeouts June 1 vs. Bowie (6.1 IP)...placed on 7-day disabled list June 7 with right shoulder discomfort; pitched in three games on rehab assignment with GCL Twins and was reinstated August 24...made just two starts upon return, tossing 9.0 shutout innings August 24-29...ranked second on the Rock Cats staff in strikeouts (84), despite pitching the sixth most innings on the staff (70.0)...played in the Arizona Fall League with Glendale Desert Dogs, going 2-1, 3.12 ERA (26.0 IP, 9 ER) with seven walks and 28 strikeouts in seven starts...named to West Division Fall Stars Team...ranked number five in the Top 20 AFL Prospect List...named to AFL Top Prospects Team...named third best prospect, best fastball and best curveball in the Twins system by *Baseball America* entering 2014.

2012: Named sixth best prospect and best slider in Washington's minor league system by *Baseball America* entering the season...started professional career with Single-A Hagerstown (Washington)...won first professional start April 7 vs. West Virginia, tossing 5.0 shutout innings with two hits allowed, no walks and four strikeouts...won five consecutive decisions May 5-June 12, including a record of 3-1, 2.41 ERA (33.2 IP, 9 ER) with 11 walks and 40 strikeouts in six June starts...pitched first career complete game shutout (6.0 IP) June 12 vs. Hickory...set season-high with 11 strikeouts (6.2 IP) June 24 vs. Lakewood...promoted to Single-A Potomac July 18...did not allow a run in first 14.0 innings pitched at Potomac... allowed just three earned runs in first five starts (29.0 IP) July 20-August 12, posting a 0.93 ERA in that span...placed on 7-day disabled list with a right calf strain August 25, ending his season...acquired by Twins via trade with Washington November 29 in exchange for outfielder Denard Span.

AMATEUR CAREER: Attended the University of Kentucky from 2009-11, going 13-12, 4.71 ERA (212.0 IP, 111 ER) with 127 walks, 253 strikeouts, four complete games and two shutouts in 39 career games (36 starts)...went 7-5, 2.94 ERA (101.0 IP, 33 ER) with 46 walks and 110 strikeouts in 14 starts as a junior in 2011...named to SEC Freshman Academic Honor Roll in 2009 and 2010...First-Team Preseason All-SEC by *Baseball America* in 2011...Second-Team All-SEC Starting Pitcher, voted on by coaches in 2011...253 career strikeouts ranks fifth best in program history, just behind fourth-place and former NL Cy Young winner Brandon Webb's 259 career strikeouts.

2011: Led Kentucky in starts (14), wins (7), ERA (2.94), complete games (4), shutouts (2), innings pitched (101.0) and strikeouts (110)...finished the regular season as the SEC leader in strikeouts, strikeouts-looking (48), innings pitched-per-game (7.21), complete games and shutouts...ranked second in the SEC in innings pitched, ninth in ERA, eighth in wins, second in strikeouts-per-game (9.8) and fifth in opponent batting average (.220)...became 10th player in program history to record 100-plus strikeouts in a single season...finished eighth in UK single season history in strikeouts and ninth in the NCAA...earned six weekly honors during the year, including two SEC Pitcher of the Week honors and a Louisville Slugger National Player of the Week honor...had eight career double-digit strikeout games, including four on the season.

PROFESSIONAL: Selected by Washington in first round (23rd overall) of 2011 First-Year Player Draft; signed by scout Reed Dunn...originally drafted by Boston in 20th round of 2008 First-Year Player Draft.

MEYER'S PITCHING RECORD

YEAR	CLUB	W-L	ERA	G	GS	CG	SH	SV	IP	H	R	ER	HR	HB	BB	SO	WP	BK	BAA
2012	Hagerstown	7-4	3.10	18	18	1	1	0	90.0	68	33	31	4	3	34	107	7	0	.210
	Potomac	3-2	2.31	7	7	0	0	0	39.0	29	11	10	2	2	11	32	2	0	.213
2013	GCL Twins	0-0	1.08	3	3	0	0	0	8.1	7	1	1	0	0	3	16	0	0	.233
	New Britain	4-3	3.21	13	13	0	0	0	70.0	60	29	25	3	3	29	84	5	1	.226
2014	Rochester	7-7	3.52	27	27	0	0	0	130.1	116	58	51	10	8	64	153	4	0	.241
2015	Rochester	4-5	4.79	38	8	0	0	0	92.0	101	54	49	4	5	48	100	6	0	.281
	MINNESOTA	**0-0**	**16.88**	**2**	**0**	**0**	**0**	**0**	**2.2**	**4**	**5**	**5**	**2**	**0**	**3**	**3**	**0**	**0**	**.364**
Minor League Totals		**25-21**	**3.50**	**106**	**76**	**1**	**1**	**0**	**429.2**	**381**	**186**	**167**	**23**	**21**	**189**	**492**	**24**	**1**	**.239**
Major League Totals		**0-0**	**16.88**	**2**	**0**	**0**	**0**	**0**	**2.2**	**4**	**5**	**5**	**2**	**0**	**3**	**3**	**0**	**0**	**.364**

MEYER'S CAREER FIELDING RECORD

POSITION	PCT	G	PO	A	E	TC	DP	PB
Pitcher	1.000	2	1	1	0	2	0	—

QUALIFYING NUMBERS

To qualify for the batting championship, a player must have a minimum of 502 plate appearances or 3.1 plate appearances-per-number of his team's games.
To qualify for the ERA title a pitcher must have at least 162.0 innings pitched.
To qualify for the fielding championship, a player must have the highest percentage at his position and
(1) a catcher must have played in at least 81 games.
(2) an infielder or outfielder must have played in at least 108 games.
(3) a pitcher must have at least 162.0 innings pitched.

TOMMY MILONE

HEIGHT/WEIGHT: 6-0/220
BATS/THROWS: L/L
BORN: 2/16/87 in Saugus, CA
OPENING DAY AGE: 29
RESIDES: Santa Clarita, CA
ACQUIRED: Trade with Oakland, 7/31/14
M.L. SERVICE: 3 years, 143 days
CONTRACT STATUS: Signed thru 2016

@TOMMYMILONE_33

LHP 33

2015		GAME HIGHS	CAREER	
IP: 7.2, 4/10 at CWS	**Walks:** 4, 4/21 at KC		**IP:** 9.0, 6/20/12 vs. LAD	**Walks:** 4, 8x, last 4/21/15 at KC
SO: 8, 6/12 at TEX	**CG:** - -		**SO:** 10, 3x, last 5/1/13 vs. LAA	**CG:** 2x, last 8/27/13 at DET
Win-Streak: 3, 6/17-7/8	**Low-Hit:** - -		**Win-Streak:** 6, 5/9-6/29/14	**Low-Hit:** 3, 2x, last 8/27/13 at DET

PERSONAL: Tomaso Anthony Milone...wife, Tina...graduate of Saugus (CA) High School...earned All-State, All-CIF and All-Foothill League honors in 2004 and 05...attended University of Southern California from 2006-08...in three seasons at USC, went 16-17, 4.78 ERA (273.0 IP, 145 ER) with 60 walks and 212 strikeouts in 48 career games (45 starts)...became the 100th former Trojan to play in the big leagues, which is the most among all universities/colleges...finished Trojans career ninth in school history in starts (45)...pitched for the Chatham A's of the Cape Cod Baseball League and won the 2007 B.F.C. Whitehouse Award as the league's top pitcher...tied for the league lead in wins, going 6-1 with a 2.92 ERA.

CAREER HIGHLIGHTS: Acquired by Twins via trade with Oakland at trade deadline July 31, 2014 for Sam Fuld; ranks second on Twins staff in winning percentage (.600) since acquisition...Twins are third organization (Washington, 2008-11 and Oakland, 2012-14)...traded twice in career, the other time in 2011, going from Washington to Oakland along with Derek Norris and others for Gio Gonzalez...tied for second among AL rookies in wins (13) and starts (31) in 2012 and third in innings pitched (190.0); set Oakland rookie record for wins (along with teammate Jarrod Parker)...named Washington minor league Pitcher of the Year in 2010.

2015:

- Began season on Twins Opening Day roster as club's fourth starter.
- Went 2-1, 4.76 ERA (22.2 IP, 12 ER) in four starts before being optioned to Triple-A Rochester May 1 as Ricky Nolasco returned from the disabled list.
- Began Rochester season with 31.2 scoreless inning streak.
- Named International League Pitcher of the Week May 19, after pitching 8.0 shutout innings, allowing three hits, no walks and 12 strikeouts in a start against Toledo.
- Named the International League Pitcher of the Week for the second straight week May 26, making two starts, going 2-0, 0.52 ERA (17.1 IP, 1 ER) with no walks and 21 strikeouts...became the first Red Wings pitcher to earn the honor two straight weeks since Doug Linton in 1999.
- Went 4-0, 0.70 ERA (38.2 IP, 3 ER) with three walks and 47 strikeouts in five games for the Red Wings and was recalled June 4 as Nolasco was placed on disabled list.
- Went 3-0, 1.41 ERA (32.0 IP, 5 ER) with nine walks and 24 strikeouts for the Twins in a five-start stretch from June 17-July 8...all five starts were quality starts while he allowed more than two runs just once in those five.
- Appeared in 100th career major league game in a start July 31 vs. Seattle.
- Placed on 15-day disabled list August 3 with a mild left elbow strain; missed 14 games and was reinstated August 16.
- Recorded first career save (103rd career game) August 23 at Baltimore, pitching 1.0 scoreless inning in the bottom of the 12th in a Twins 4-3 win...was fourth career relief appearance.
- Made 100th career start August 27 at Tampa Bay.
- Held left-handed hitters to a .218 (26-for-119) batting average and right-handed hitters to a .273 (102-for-374) average.
- Ranked third on club in wins (9) and fourth in starts (23), innings pitched (128.2) and strikeouts (91).

AL LEADERS

WINS FOR LHP SINCE 2012

1.	David Price	63
2.	Chris Sale	53
3.	C.J. Wilson	51
4.	Wei-Yin Chen	46
5.	**Tommy Milone**	**40**
	Jon Lester	40
	Mark Buehrle	40

2014: Began season on Oakland Opening Day roster...was skipped first time through A's rotation and made first start April 11 at Seattle...pitched 8.0 shutout innings May 9 vs. Washington, allowing two hits and tying season-high with seven strikeouts; earned the win, snapping his three-game losing streak...went 3-1, 2.97 ERA (36.1 IP, 12 ER) with 11 walks and 28 strikeouts in six May starts...went 6-0, 2.62 ERA (68.2 IP, 20 ER) with a .232 (60-for-259) batting average against in his final 11 starts with Oakland...optioned to Triple-A Sacramento July 5 when the A's traded for starting pitchers Jeff Samardzija and Jason Hammel from Chicago-NL...at time of demotion, his six-game winning streak was a career-high and

an A's season-high...it also matched the longest streak in the American League for the season and the longest active streak in the majors...made four starts for the River Cats, going 1-1, 6.43 ERA (21.0 IP, 15 ER)...acquired by Minnesota July 31 from Oakland in exchange for outfielder Sam Fuld...optioned directly to Triple-A Rochester...made four starts for the Red Wings and was recalled when the Twins traded Kevin Correia to Los Angeles-NL August 11...made Twins debut August 11 at Houston, allowing two runs on eight hits in 6.0 innings pitched with three walks and five strikeouts (ND)...missed time in September with a tired left shoulder, followed by inflammation in neck...made only relief appearance of season, and fourth of career, September 27 at Detroit, tossing 1.0 scoreless inning.

2013: Spent the first four months of the season in Oakland's starting rotation but split the final two months of the year between the bullpen, rotation and minor leagues...surrendered 21 of his 25 home runs to righties, which tied for fourth most in the American League...was 12-9 with a 4.17 ERA and .261 opponents batting average in his 26 starts, 0-0 with a 3.00 ERA and .100 opponents average in his two relief appearances...allowed a .216 batting average with runners in scoring position, which ranked eighth in the AL...was 5-4 with a 3.44 ERA in 12 games at home compared to 7-5 with a 4.69 ERA in 16 games on the road...compiled a 3-1 record and a 1.98 ERA in eight games against AL Central teams...opponents reached base on an error 11 times with him pitching, which was the most in the AL and tied for second most in the majors, which led to 11 unearned runs, tied for second most in the AL...received just 10 runs of support in his nine losses (1.78 RSA).

2012: Was one of four players acquired by Oakland from Washington in the Gio Gonzalez trade during the offseason and went 13-10 with a 3.74 ERA in a team-leading 31 starts...also led the A's in innings pitched (190.0), had the team's only complete game and tied for the team-lead in wins...had the most wins by an Athletics rookie since Harry Byrd won 15 games for the 1952 Philadelphia A's...struck out 137, which was the fourth best rookie total in Oakland history and the sixth best in Athletics history...tied for the lead among major league rookies in complete games...tied for second among American League rookies in wins and games started, ranked third in innings pitched and was fifth in strikeouts...his ERA ranked third among AL rookies with 130.0 or more innings...walked just 36 batters in 190.0 innings, an average of 1.71-per-9.0 innings, which was the second lowest mark in the AL and sixth lowest in the majors...had a strikeout-to-walk ratio of 3.81, which ranked seventh in the AL...tied for third in the AL with six pickoffs...opponents were 8-for-18 (44.4%) in stolen base attempts, which was the second lowest mark in the AL...allowed a team-leading 207 hits, which were ninth most in the AL...went 7-4 with a 2.74 ERA and .240 opponents batting average in 15 starts at home compared to 6-6 with a 4.83 ERA and .316 opponents batting average in 16 starts on the road...had the eighth lowest home ERA in the AL and the ninth highest road ERA...received just 12 runs of support in his 10 losses (58.1 IP, 1.85 RSA)...was 6-1 with a 1.96 ERA in nine starts against AL Central teams, 7-9 with a 4.56 ERA in 22 starts against everyone else...issued 12 of his 36 walks in the first inning of a game...the A's were 20-11 (.645) in his starting assignments...won back-to-back starts May 6 at Tampa Bay and May 11 at Detroit, one of five times he had a two-game winning streak, but never won more than two-in-a-row...struck out a career-high 10 batters July 20 against New York-AL matching the most ever by an Oakland pitcher against the Yankees...matched his career-high with 10 strikeouts in 6.0 innings September 9 at Seattle...won his 13th game of the season September 14 against Baltimore to set an Oakland rookie record for wins...made one start against the Tigers in the ALDS; had a no decision in the A's 5-4 loss in Game 2 at Detroit, allowing just one run on five hits in 6.0 innings.

2011: Spent the entire season at Triple-A Syracuse (Washington) before being called up by Nationals September 3...made major league debut in a start that day against New York-NL, allowing four runs on six hits in 4.1 innings (0 BB, 2 SO) and had a no decision in the Nationals 8-7 win; fanned Angel Pagan with one out in the second inning for his first strikeout...went 1-0 with a 3.81 ERA in five starts for the Nationals...hit a three-run home run off Dillon Gee on the first pitch of his first big league at bat in the second inning...earned his first major league win in his third start September 15 at New York-NL, a 10-1 victory (5.2 IP, 3 H, 1 R, 1 ER, 3 BB, 4 SO)...was rated as the A's 10th best prospect by *Baseball America* following the trade...was 12-6 with a 3.22 ERA in 24 starts with Syracuse...named to the *Baseball America* Triple-A All-Star team...ranked second in the International League in strikeouts (155), tied for third in wins and was sixth in ERA...averaged 0.97 walks-per-9.0 innings, which was the lowest among IL starters...also ranked second in strikeouts-per-9.0 innings (9.40) and fourth in opponents batting average (.241)...walked just 16 for a strikeout-to-walk ratio of 9.69...led the Chiefs in wins, innings pitched (148.1) and strikeouts...went 8-1 with a 2.60 ERA over his final 12 starts...walked one batter or fewer in 20 of 24 starts...struck out a season-high 11 May 5 at Durham...earned IL Pitcher of the Week honors for the week of June 27-July 3 (1-0, 0.63 ERA, 14.1 IP, 8 H, 1 R, 1 ER, 0 BB, 12 SO)...was named to the IL Midseason All-Star team...pitched a scoreless sixth inning against the Pacific Coast League All-Stars in the Triple-A All-Star Game July 13 at Salt Lake (1 H, 1 SO)...allowed one run in 7.1 innings and went 3-for-3 at the plate in an 8-4 win over Lehigh Valley July 17...was on the disabled list from July 29 to August 7 with a strained left quadriceps...was rated as having the best control and best changeup among Nationals prospects in *Baseball America*'s Best Tools survey following the season.

2010: Went 12-5 with a 2.85 ERA in 27 starts with Double-A Harrisburg (Washington) to earn Nationals minor league Pitcher of the Year honors...led the Eastern League in strikeouts (155), ranked second in ERA, tied for second in wins and fifth in innings pitched (158.0)...led EL starters with an average of 8.83 strikeouts-per-9.0 innings and 1.31 walks-per-9.0 innings...led the Senators in wins, starts, innings and strikeouts...walked one batter or fewer in 22 of 27 starts...was named to the Eastern League midseason All-Star team...tossed his first career complete game in a 3-2 win at Altoona May 11, a rain-shortened 5.0-inning contest (3 H, 2 R, 2 ER, 1 SO)...finished the season by going 6-0 with a 2.06 ERA over his final eight starts...walked just three batters in 52.1 innings over that span...struck out 13 batters against Erie August 18...made one postseason start and picked up the win in a 10-5 decision over Altoona September 8 in Game 1 of the EL Division Series (5.2 IP, 4 H, 3 R, 2 ER, 2 BB, 7 SO, 1 HR)...was rated as having the best control among Washington farmhands according to *Baseball America* following the season.

2009: Spent the entire season with Single-A Potomac (Washington), posting a 12-5 record and a 2.91 ERA in 27 games (25 starts)...led the Carolina League in wins, ranked second in innings pitched (151.1) and third in ERA...tied for the lead among Nationals farmhands in wins...tossed a season-high 8.0 shutout innings in a 4-0 win at Myrtle Beach May 15 (4 H, 0 BB, 7 SO)...earned Carolina League Pitcher of the Week honors May 11-18...had a season-best six-game winning streak over a seven-start stretch from July 17-August 19 (1.45 ERA)...compiled a 5-1 record and a 1.49 ERA in six starts in the month of August.

2008: Combined for a 1-6 record and a 3.51 ERA in 13 games, 10 starts, in professional debut with Single-A Hagerstown (Washington) and Rookie Vermont...walked just nine batters in 59.0 innings, an average of 1.37 per-9.0 innings...struck out 49 for a strikeout-to-walk ratio of 5.44...began his season with Vermont, posting a 1-3 record and a 4.57 ERA in six games (3 starts)...made his professional debut in relief June 23 against Tri-City, tossing 2.0 scoreless and hitless innings (1 BB, 4 SO)...his first win came June 27 against Lowell when he tossed 3.0 scoreless innings of relief...was promoted to Hagerstown July 27 and went 0-3 with a 2.89 ERA in seven starts.

PROFESSIONAL: Selected by Washington in 10th round of 2008 First-Year Player Draft.

MILONE'S PITCHING RECORD

YEAR	CLUB	W-L	ERA	G	GS	CG	SH	SV	IP	H	R	ER	HR	HB	BB	SO	WP	BK	BAA
2008	Vermont	1-3	4.57	6	3	0	0	0	21.2	27	12	11	4	0	3	22	0	0	.307
	Hagerstown	0-3	2.89	7	7	0	0	0	37.1	36	16	12	0	0	6	27	0	0	.257
2009	Potomac	12-5	2.91	27	25	0	0	0	151.1	144	57	49	9	5	36	106	8	1	.257
2010	Harrisburg	12-5	2.85	27	27	2	0	0	158.0	161	57	50	10	4	23	155	7	2	.261
2011	Syracuse	12-6	3.22	24	24	0	0	0	148.1	137	55	53	9	1	16	155	3	2	.241
	WASHINGTON	**1-0**	**3.81**	**5**	**5**	**0**	**0**	**0**	**26.0**	**28**	**11**	**11**	**2**	**2**	**4**	**15**	**0**	**0**	**.283**
2012	**OAKLAND**	**13-10**	**3.74**	**31**	**31**	**1**	**0**	**0**	**190.0**	**207**	**90**	**79**	**24**	**4**	**36**	**137**	**2**	**0**	**.278**
2013	Sacramento	0-0	1.74	2	2	0	0	0	10.1	16	5	2	0	0	1	15	0	0	.348
	OAKLAND	**12-9**	**4.14**	**28**	**26**	**1**	**0**	**0**	**156.1**	**160**	**83**	**72**	**25**	**2**	**39**	**126**	**1**	**0**	**.258**
2014	Sacramento	1-1	6.43	4	4	0	0	0	21.0	28	16	15	5	0	9	17	1	0	.318
	OAKLAND	**6-3**	**3.55**	**16**	**16**	**0**	**0**	**0**	**96.1**	**91**	**42**	**38**	**12**	**4**	**26**	**61**	**0**	**0**	**.245**
	Rochester	0-1	1.29	1	1	0	0	0	7.0	6	1	1	0	0	2	3	1	0	.240
	MINNESOTA	**0-1**	**7.06**	**6**	**5**	**0**	**0**	**0**	**21.2**	**37**	**21**	**17**	**4**	**1**	**11**	**14**	**0**	**0**	**.363**
2015	Rochester	4-0	0.70	5	5	1	1	0	38.2	25	3	3	2	0	3	47	1	0	.182
	MINNESOTA	**9-5**	**3.92**	**24**	**23**	**0**	**0**	**1**	**128.2**	**128**	**64**	**56**	**17**	**1**	**36**	**91**	**3**	**0**	**.260**
Minor League Totals		**42-24**	**2.97**	**103**	**98**	**3**	**1**	**0**	**593.2**	**580**	**222**	**196**	**39**	**10**	**99**	**547**	**21**	**5**	**.256**
National League Totals		**1-0**	**3.81**	**5**	**5**	**0**	**0**	**0**	**26.0**	**28**	**11**	**11**	**2**	**2**	**4**	**15**	**0**	**0**	**.283**
American League Totals		**40-28**	**3.98**	**105**	**101**	**2**	**0**	**1**	**593.0**	**623**	**300**	**262**	**82**	**12**	**148**	**429**	**6**	**0**	**.267**
Major League Totals		**41-28**	**3.97**	**110**	**106**	**2**	**0**	**1**	**619.0**	**651**	**311**	**273**	**84**	**14**	**152**	**444**	**6**	**0**	**.268**

MILONE'S CAREER FIELDING RECORD

POSITION	PCT	G	PO	A	E	TC	DP	PB
Pitcher	.969	110	26	67	3	96	4	—

MILONE'S BATTING RECORD

BATTING	AVG	AB	R	H	2B	3B	HR	RBI	SH	SF	HBP	BB	SO	SB	CS	OBP
Career	.160	25	4	4	0	0	1	6	4	0	0	0	5	0	0	.160

MILONE'S DIVISION SERIES RECORD

YEAR	OPPONENT	W-L	ERA	G	GS	CG	SH	SV	IP	H	R	ER	HR	HB	BB	SO	WP	BK	BAA
2012	Detroit	0-0	1.50	1	1	0	0	0	6.0	5	1	1	0	1	1	6	1	0	.217

TWINS ALL-TIME COME-FROM-BEHIND VICTORIES

DEFICIT/RUNS	DATE	OPPONENT	SCORE	FINAL SCORE
7	5-10-00	Cleveland	1-8	10-9
6	5-9-64	Kansas City	1-7	10-8
6	8-5-77	Cleveland	1-7	14-10
6	6-26-79	Milwaukee	0-6	8-7
6	8-2-82	at California	0-6	9-7
6	9-11-87	at Cleveland	1-7	13-10
6	4-28-95	Baltimore	0-6	12-9
6	5-27-97	Seattle	0-6	11-10
6	9-23-98	Chicago-AL	0-6	7-6
6	4-17-99	at Cleveland	1-7	13-8
6	8-6-99	at Kansas City	1-7	9-8
6	4-5-00	Tampa Bay	1-7	10-7
6	5-2-02	Tampa Bay	0-6	7-6
6	7-15-02	Anaheim	1-7	10-8
6	5-4-08	Detroit	0-6	7-6

JOHN RYAN MURPHY

HEIGHT/WEIGHT: 5-11/205
BATS/THROWS: R/R
BORN: 5/13/91 in Bradenton, FL
OPENING DAY AGE: 24
RESIDES: Bradenton, FL
ACQUIRED: Trade with New York-AL, 11/11/15
M.L. SERVICE: 1 year, 120 days
CONTRACT STATUS: Signed thru 2016

@JRMURPHY513

C 12

GAME HIGHS			
2015		**CAREER**	
Hits: 3, 2x, last 7/23 vs. BAL	**HR:** 1, 3x, last 9/7 vs. BAL	**Hits:** 3, 3x, last 7/23/15 vs. BAL	**HR:** 1, 4x, last 9/7/15 vs. BAL
RBI: 3, 7/25 at MIN	**Grand Slam:** - -	**RBI:** 3, 2x, last 7/25/15 at MIN	**Grand Slam:** - -
Hit-Streak: 5, 7/23-8/1	**SB:** - -	**Hit-Streak:** 8, 4/25-5/21/14	**SB:** - -

PERSONAL: Attended IMG Academy in Bradenton, FL...was rated by *Baseball America* as the fifth-best catcher among the 2009 Draft class and as having the second-best "strike-zone judgment" among high school players...is a co-founder of a 501(c)3 non-profit organization named "I Am More"...through various sports, hobbies and crafts, the goal of "Immeasurably More" is to enhance the lives of individuals who suffer from illness or disability by helping them become identified by their passion, rather than their affliction...is a member of the board for a non-profit organization called "Where Love Grows" that visits Boys & Girls Clubs in the Tampa, FL area...within the organization is "Victoria's Good Table," which serves home-cooked meals to children at the Boys & Girls Clubs locations during the "Where Love Grows" visits...takes part in The Players Trust's "City Clinics" program, a campaign developed by—and featuring the active participation of—current major leaguers to promote the game of baseball to under-served children, ages 6-16, in cities across the country...with several teammates, participated in a program with the MLBPA Players Trust to promote baseball to children on May 8, 2015...as part of the event, coached children from the NYC Autism Charter School in a game at Harlem RBI's Field of Dreams...participated in Twins Winter Caravan in 2016.

2015:

- Made his first career Opening Day roster with New York-AL...at 23 years, 328 days old, was the youngest player to make the Yankees Opening Day roster since Eduardo Nunez in 2011 (23 years, 289 days)...spent the entire season at the major league level for the first time in his career.
- Played in 22 spring training games and was named Yankees backup catcher on the final day of spring training April 4.
- Made season debut April 9 vs. Toronto, going 2-for-4 with a run and two doubles, his first career game with multiple extra-base hits.
- Hit a triple May 23 vs. Texas, his first triple since 2012 with Double-A Trenton.
- Hit safely in six straight starts from July 23-August 5, batting .478 (11-for-23) with six runs, two doubles, a home run, five RBI, two doubles and four multi-hit games in those starts.
- Went 3-for-4 with two runs in July 23 win vs. Baltimore, tying a career-high in hits (third career time, second in 2015 - also June 14 at Baltimore).
- Hit game-winning three-run home run in ninth inning on July 25 at Minnesota, his second career home run (also April 26, 2014 vs. Los Angeles-AL).
- Caught 65 games for the Yankees (43 starts).
- Hit .266 (21-for-79) against left-handed pitching, including a .293 (12-for-41) average with three home runs vs. lefties post-All-Star break... overall hit .308 (24-for-78) with 14 runs, five doubles, three home runs and nine RBI in 33 games post-All-Star break.
- Hit .310-or-better in three of the final four full months of the season (June, July and September).
- Acquired via trade with New York-AL November 11, in exchange for outfielder Aaron Hicks.

2014: Spent two different stints with the Yankees and split season between there and Scranton/Wilkes-Barre; appeared in 51 games with Triple-A Scranton/Wilkes-Barre, hitting .246 (44-for-179) with 17 runs, nine doubles, six home runs and 28 RBI in 51 games...hit safely in a career-high eight straight games for the Yankees from April 25-May 21, hitting .500 (12-for-24) with a home run and six RBI over the stretch...hit a game-winning solo home run April 26 vs. Los Angeles-AL, the first home run of his major league career...was recalled for a second stint with the Yankees on September 2, hitting .278 (5-for-18) with three runs, two doubles and an RBI in eight September games.

2013: Began season with Double-A Trenton (New York-AL) and played in 49 games...promoted to Triple-A Scranton/Wilkes-Barre June 13 and hit .270 (62-for-230) with 26 runs, 19 doubles, six home runs and 21 RBI in 59 games...contract selected by New York-AL September 1...made major league debut September 2 vs. Chicago-AL, pinch-hitting for Robinson Cano in the eighth inning, recording first major league hit with an infield single off David Purcey...made first major league start at catcher September 14 at Boston, going 0-for-2 with a walk...was behind the plate for Mariano Rivera's final career appearance September 26 vs. Tampa Bay.

2012: Began season with Single-A Tampa (New York-AL), hitting .257 (68-for-265) with 14 doubles, a triple, five home runs and 28 RBI and named FSL Midseason All-Star...promoted to Double-A Trenton July 3 and finished the season with the Thunder, hitting .231 (34-for-147) with four home runs and 16 RBI in 43 games...started all eight Trenton postseason games at catcher and tied a team-high with two home runs...combined to hit .248 (102-for-412) with 26 doubles, two triples, nine home runs and 44 RBI in 110 games between Tampa and Trenton.

2011: Started season with Single-A Charleston (New York-AL), hitting .297 (76-for-256) with 23 doubles, six home runs and 32 RBI in 63 games...transferred to Single-A Tampa for the remainder of the season June 23, where he hit .259 (22-for-85) with six doubles, a home run and 14 RBI in 23 games...combined to hit .287 (98-for-341) with 39 runs, 29 doubles, seven home runs and 46 RBI in 86 games between Charleston and Tampa.

2010: Appeared in 87 games with Single-A Charleston (New York-AL) hitting .255 (84-for-330) with 46 runs, 15 doubles, two triples, seven home runs and 54 RBI...caught 20-of-88 (22.7%) potential base stealers...went 3-for-6 with a grand slam, a three-run home run and nine RBI August 13 at Hickory, marking his first career multi-HR game and falling one RBI shy of the South Atlantic League single-game record.

2009: Made his professional debut with the GCL Yankees, batting .333 (11-for-33) with four runs, two doubles, a home run and seven RBI in nine games...hit safely in eight of those contests.

PROFESSIONAL: Selected by New York-AL in second round (76th overall) of 2009 First-Year Player Draft.

MURPHY'S BATTING RECORD

YEAR	CLUB	AVG	G	AB	R	H	2B	3B	HR	RBI	SH	SF	HBP	BB	SO	SB	CS	E	OBP
2009	GCL Yankees	.333	9	33	4	11	2	0	1	7	0	0	1	3	8	0	0	0	.405
2010	Charleston	.255	87	330	46	84	15	2	7	54	1	5	2	36	64	4	5	11	.327
2011	Charleston	.297	63	256	31	76	23	0	6	32	0	2	0	19	38	2	0	8	.343
	Tampa	.259	23	85	8	22	6	0	1	14	0	2	0	2	9	0	0	1	.270
2012	Tampa	.257	67	265	39	68	14	1	5	28	2	1	0	26	41	4	3	9	.322
	Trenton	.231	43	147	23	34	12	1	4	16	0	5	2	16	32	0	0	2	.306
2013	Trenton	.268	49	183	34	49	10	0	6	25	1	2	1	24	32	1	0	5	.352
	Scranton/Wilkes-Barre	.270	59	230	26	62	19	0	6	21	0	1	3	23	41	0	1	5	.342
	NEW YORK-AL	**.154**	**16**	**26**	**3**	**4**	**1**	**0**	**0**	**1**	**0**	**0**	**0**	**1**	**9**	**0**	**0**	**0**	**.185**
2014	Scranton/Wilkes-Barre	.246	51	179	17	44	9	0	6	28	1	3	0	13	42	0	0	2	.292
	NEW YORK-AL	**.284**	**32**	**81**	**7**	**23**	**4**	**0**	**1**	**9**	**0**	**0**	**0**	**4**	**22**	**0**	**0**	**1**	**.318**
2015	**NEW YORK-AL**	**.277**	**67**	**155**	**21**	**43**	**9**	**1**	**3**	**14**	**1**	**3**	**1**	**12**	**43**	**0**	**0**	**3**	**.327**
Minor League Totals		**.263**	**451**	**1708**	**228**	**450**	**110**	**4**	**42**	**225**	**5**	**21**	**9**	**162**	**307**	**11**	**9**	**43**	**.327**
Major League Totals		**.267**	**115**	**262**	**31**	**70**	**14**	**1**	**4**	**24**	**1**	**3**	**1**	**17**	**74**	**0**	**0**	**4**	**.311**

MURPHY'S CAREER FIELDING RECORD

POSITION	PCT	G	PO	A	E	TC	DP	PB
Catcher	.994	110	623	41	4	668	2	10

RICKY NOLASCO

HEIGHT/WEIGHT: 6-2/215
BATS/THROWS: R/R
BORN: 12/13/82 in Corona, CA
OPENING DAY AGE: 33
RESIDES: Miami, FL
ACQUIRED: Signed as a free agent, 12/3/13
M.L. SERVICE: 9 years, 142 days
CONTRACT STATUS: Signed thru 2017

@RNOLASCO47

RHP 47

2015		GAME HIGHS	CAREER	
IP: 7.2, 5/25 vs. BOS	**Walks:** 4, 4/8 at DET		**IP:** 9.0, 8x, last 5/2/14 vs. BAL	**Walks:** 5, 7/28/06 at PHI
SO: 8, 5/19 at PIT	**CG:** - -		**SO:** 16, 9/30/09 at ATL	**CG:** 10, last 5/2/14 vs. BAL
Win Streak: 5, 5/2-25	**Low-Hit:** - -		**Win Streak:** 7, 8/1-9/9/13	**Low-Hit:** 2, 8/19/08 at SF

PERSONAL: Carlos (Ricky) Enrique Nolasco...2001 graduate of Rialto (CA) High School, where he was a two-time All-State selection and a two-time League MVP...selected to play in North-South Game and the Daily Bulletin All-Star Game, after going 7-3 with 1.28 ERA and 110 strikeouts during senior year...was four year varsity letterman...brother David was a pitcher in the Milwaukee Brewers system in 2005.

CAREER HIGHLIGHTS: Earned 100th career victory May 25, 2015 vs. Boston...Twins are fourth organization (Chicago-NL, 2001-05, Florida/Miami, 2006-13 & Los Angeles-NL, 2013); drafted in 2001 by Cubs; traded to Florida in December 2005 with two others for Juan Pierre; traded to Dodgers for three minor leaguers in July 2013...remains Marlins all-time leader in wins (81), starts (197), innings pitched (1,225.2) and strikeouts (1,001)...has made three career Opening Day starts (2014, '13 and '09)...named NL Co-Player of the Week twice in career (2012 & '08)...recorded double-digit wins in eight different major league seasons...first major league hit was home run off Sean Marshall May 22, 2006 vs. Chicago-NL.

2015:

- Began second season with Minnesota and was club's number two starter.
- Made one start before being placed on 15-day disabled list April 11 with right elbow inflammation.
- Made one rehab start for Single-A Cedar Rapids; returned from rehab and reinstated May 2.
- Won five straight games May 2-25, tied for second longest win-streak of career.
- Recorded 100th career victory May 25 vs. Boston, also surpassing 1,500 career innings pitched in that start.
- Placed back on 15-day disabled list June 4 with a right ankle impingement...had ankle surgery July 13, performed by Dr. Robert Anderson.
- Transferred to 60-day disabled list July 8, making room on 40-man roster for Ryan O'Rourke; reinstated September 25.

2014: Made third career Opening Day start and Twins debut March 31 at Chicago-AL, allowing five runs on 10 hits in 6.0 innings pitched, two walks and four strikeouts and was dealt the loss...earned first win as Twin April 12 vs. Kansas City, allowing one run on five hits in 8.0 innings pitched...tossed 10th career complete game May 2 vs. Baltimore, allowing three runs on nine hits but was dealt the loss, the second complete game loss of his career...placed on 15-day disabled list July 8 with a right elbow strain...made two rehab starts for Single-A Cedar Rapids August 5 and 10; returned from rehab and reinstated August 15...threw season-high 117 pitches September 11 at Cleveland, tied for seventh most of career, allowing one run on six hits in 7.0 innings pitched but was issued the loss...pitched 8.0 shutout innings September 16 vs. Detroit, but did not factor into the decision, allowing five hits, one walk and five strikeouts...ranked second on Twins staff in strikeouts (115), and third in starts (27) and innings pitched (159.0).

2013: Was Marlins Opening Day starter April 1 at Washington, allowing two runs on three hits in 6.0 innings pitched and was dealt the loss...set season-high with 11 strikeouts twice — May 19 vs. Arizona and August 28 vs. Chicago-NL...struck out 1,000th batter of career in final start with Marlins July 3 at Atlanta, fanning Brian McCann in the sixth inning...acquired by Dodgers via trade July 6, along with an international signing bonus slot valued at $197,000, in exchange for pitchers Steven Ames, Josh Wall and Angel Sanchez...at time of trade he was Marlins franchise leader in wins (81), starts (197), innings pitched (1225.2) and strikeouts (1001)...earned 10th win August 23 vs. Boston, pitching 8.0 shutout innings with two hits allowed...became one of eight major league pitchers to reach double digit victories in each of the last six seasons, joining Jered Weaver, Justin Verlander, CC Sabathia, James Shields, Mark Buehrle, Tim Lincecum and Zack Greinke...won career-high seven consecutive decisions August 1-September 9, going 7-0, 1.59 ERA (51.0 IP, 9 ER) in eight starts; streak included a record of 5-0, 1.64 ERA (38.1 IP, 7 ER) in six August starts...made first career Postseason start in Game 4 in NLDS, October 15 vs. St. Louis...allowed three runs on three hits in 4.0 innings pitched with one walk and four strikeouts; two of the three runs came on a Matt Holliday two-run homer...combined to go 13-11, 3.70 ERA (199.1 IP, 82 ER) with 46 walks and 165 strikeouts in 33 starts for Miami and Los Angeles-NL combined...went 8-3, 3.52 ERA (87.0 IP, 34 ER) in 16 games (15 starts) for the Dodgers...tied for second in the NL in starts (33), one of eight NL pitchers to reach 33 starts.

2012: Began season as Marlins number three starter...earned win on July 6 at St. Louis for 96th career quality start, breaking a tie with Dontrelle Willis for most quality starts in club history; also surpassed Willis (1,022.2) that night for most innings pitched in club history...set career-high with 20.1 innings without a walk, from second inning August 21 at Arizona until first inning September 9 at Washington...named NL Co-Player of Week September 3-9; second weekly honor of career, going 2-0, 0.56 ERA (16.0 IP, 1 ER), with 10 strikeouts and one walk in two starts, including a shutout September 9 at Washington...shutout Washington at home August 28 and in D.C. on September 9, winning by scores of 9-0 and 8-0, respectively; according to Elias, was first pitcher to throw a pair of shutouts in one season against the same team, each won by margin of eight-or-more runs, since the White Sox Britt Burns shutout the Indians by scores of 8-0 and 10-0 in 1985...set new single-season high with three complete games; previously had two each in 2009 and 11...had ninth-fewest walks among NL pitchers (min. 30 starts), despite setting single-season high with 47...finished season as franchise leader in wins (76), innings pitched (1,113.1), starts (179), quality starts (100) and strikeouts (911).

2011: Began season as Marlins number two starter...went 4-0 in first 10 starts April 2-May 24, posting a 3.04 ERA (68.0 IP, 23 ER) in that span... after June 1, went 6-12, 5.14 ERA (133.0 IP, 76 ER)...pitched two complete games, tying single season-high (2009), coming in a span of three starts — June 29 at Oakland to July 9 vs. Houston...allowed 12 of Atlanta's 13 hits, but surrendered just one run over 6.2 innings July 31 at Atlanta... struck out 758th batter of career August 23, 2011 vs. Cincinnati, becoming Marlins all-time strikeout leader, surpassing Dontrelle Willis (757).

2010: Began season as Marlins number two starter...won seven consecutive road starts June 23-August 17; according to Elias, he became the first National League pitcher since Carlos Zambrano in 2006 to win as many consecutive road starts in same season...went 10-3, 3.86 ERA (93.1 IP, 40 ER) in 15 road starts; 10 road wins tied Alex Fernandez for third-most in club history, behind Carl Pavano (12 in 2004) and Dontrelle Willis (11 in 2005)...won nine games pre-All-Star break, pairing with Josh Johnson to become only two pitchers in club history to record at least nine wins prior to break in same season; their nine first-half wins tied for fifth-most in franchise history...tore meniscus in right knee September 4, ending his season...went 14-2, 2.75 ERA (124.1 IP, 38 ER) in 18 starts of 6.0-plus innings pitched...went 10-0 in 10 starts when going 7.0-plus innings.

2009: Was Marlins Opening Day starter April 6 vs. Washington, first Opening Day start of career...struck out 16 September 30 at Atlanta, setting a club record; struck out side in innings 3-5, giving him nine straight strikeouts, which was one shy of major league record...became fourth pitcher ever and third in modern era to strike out nine straight, joining Tom Seaver (10, 1970), Jake Peavy (9, 2007) and Mickey Welch (9, 1884)...the 16 strikeouts were most by any pitcher in baseball since Johan Santana struck out 17 for Minnesota August 19, 2007 vs. Texas...Marlins previous record for strikeouts in a regular season game was 14...ranked seventh among NL starters in strikeouts and sixth in strikeouts-per-9.0 IP (9.49), which marked a Marlins single-season record...ranked 10th in NL in walks-per-9.0 IP (2.14).

2008: Spent entire season with Florida...earned Co-NL Player of the Week June 9-15...struck out 51 batters and walked just three from July 28-August 24; according to Elias, was seventh pitcher during expansion era (since 1961) to have a six-start span during which they struck out at least 50 batters while issuing no more than three walks, joining Jim Kaat (1967), Ferguson Jenkins (1970 and 71), Pedro Martinez (2000), Roy Oswalt (2001), Curt Schilling (2001 and 02) and Ben Sheets (2004)...pitched first career complete game shutout August 19 at San Francisco, snapping a stretch of 301 Marlins games without a complete game; previous complete game was by Anibal Sanchez September 16, 2006 at Atlanta...recorded 51 strikeouts in August, setting new franchise record for most strikeouts in any month, passing Kevin Brown's previous record of 47 in May of 1997...finished with 15 wins, becoming eighth starter in Marlins history to record 15-or-more wins in a season, also became 11th starter in franchise history to record 200.0-plus innings in a single season.

2007: Made Marlins Opening Day roster for second time in career...appeared in just five games due to two stints on disabled list, experiencing right elbow inflammation April 9-May 1 and again May 19-August 20.

2006: Made Marlins Opening Day roster for first time in career...made major league debut April 5 at Houston with 3.0 scoreless innings of relief, one hit allowed, two walks and two strikeouts...earned first major league win April 26 at Chicago-NL, pitching 2.0 scoreless innings of relief with one hit allowed and four strikeouts...recorded first major league hit, homering off Sean Marshall, May 22 vs. Chicago-NL; became second Marlins pitcher ever to homer for first hit, joining Tony Saunders, who homered off Tom Glavine for first hit May 8, 1997; became first pitcher in baseball to homer for first hit since Zack Greinke (Kansas City) June 10, 2005, and first NL pitcher to do so since John Van Benschoten (with Pittsburgh) August 23, 2004...finished tied for fourth among NL rookies in wins (11), fifth in innings (140.0), and seventh in starts (22) and strikeouts (99)...joined Scott Olsen (12), Josh Johnson (12) and Anibal Sanchez (10) to become first quartet of rookies in major league history to win at least 10 games; additionally, he, Olsen, Johnson, Sanchez and Dontrelle Willis (12) became first group of five Marlins pitchers to all record 10-or-more wins in a season.

2005: Spent first season with West Tennessee (Chicago-NL), and was traded to Florida December 7, along with pitchers Sergio Mitre and Renyel Pinto in exchange for outfielder Juan Pierre...won Southern League Pitcher of the Year Award and was a SL All-Star...won two SL Pitcher of the Week awards, the first July 4-10, going 1-0, 1.20 ERA in 15.0 IP, including a complete game; second award came August 29-September 5, going 2-0 in two starts (13.0 IP) and did not allow an earned run...led SL in strikeouts (173), tied for first in wins (14), and was third in ERA (2.89) and innings pitched (161.2)...named Second-Team minor league All-Star and Double-A All-Star by *Baseball America*...named Cubs minor league All-Star.

2004: Split season between Triple-A Iowa and Double-A West Tennessee (Chicago-NL), combining to go 8-7, 5.24 ERA (147.2 IP, 86 ER) in 28 starts with 143 strikeouts.

2003: Spent entire season at Single-A Daytona...named Florida State League Pitcher of the Month in July, going 4-0 with a 0.68 ERA.

2002: Spent second professional season at Single-A Boise...recorded 92 strikeouts in 90.2 innings pitched...named 16th best prospect in Northwest League by *Baseball America*.

2001: Began professional career with AZL Cubs and went 1-0, 1.50 ERA (18.0 IP, 3 ER) in five games (4 starts).

PROFESSIONAL: Selected by Chicago-NL in fourth round of 2001 First-Year Player Draft; signed by scouts Steve Fuller and Spider Jorgensen.

NOLASCO'S CAREER FIELDING RECORD

POSITION	PCT	G	PO	A	E	TC	DP	PB
Pitcher	.954	265	100	151	12	263	10	—

NOLASCO'S PITCHING RECORD

YEAR	CLUB	W-L	ERA	G	GS	CG	SH	SV	IP	H	R	ER	HR	HB	BB	SO	WP	BK	BAA
2001	AZL Cubs	1-0	1.50	5	4	0	0	0	18.0	11	3	3	0	1	5	23	1	0	.175
2002	Boise	7-2	2.48	15	15	0	0	0	90.2	72	32	25	1	9	25	92	5	0	.214
2003	Daytona	11-5	2.96	26	26	1	0	0	149.0	129	58	49	7	8	48	136	12	1	.232
2004	Iowa	2-3	9.30	9	9	0	0	0	40.2	68	42	42	7	5	16	28	2	0	.393
	West Tennessee	6-4	3.70	19	19	0	0	0	107.0	104	50	44	13	6	37	115	5	1	.260
2005	West Tennessee	14-3	2.89	27	27	1	0	0	161.2	151	57	52	13	11	46	173	4	2	.245
2006	**FLORIDA**	**11-11**	**4.82**	**35**	**22**	**0**	**0**	**0**	**140.0**	**157**	**86**	**75**	**20**	**10**	**41**	**99**	**7**	**0**	**.286**
2007	**FLORIDA**	**1-2**	**5.48**	**5**	**4**	**0**	**0**	**0**	**21.1**	**26**	**16**	**13**	**3**	**1**	**9**	**11**	**1**	**0**	**.321**
	GCL Marlins	0-0	2.70	2	2	0	0	0	3.1	4	2	1	0	0	0	8	0	0	.286
	Jupiter	1-1	0.75	5	3	0	0	0	12.0	10	3	1	0	0	1	9	1	0	.217
	Carolina	0-1	6.00	1	1	0	0	0	3.0	2	3	2	0	0	1	2	0	0	.182
	Albuquerque	0-2	14.09	4	4	0	0	0	15.1	29	26	24	6	2	4	15	2	0	.392
2008	**FLORIDA**	**15-8**	**3.52**	**34**	**32**	**1**	**1**	**0**	**212.1**	**192**	**88**	**83**	**28**	**6**	**42**	**186**	**1**	**3**	**.239**
2009	New Orleans	1-1	2.40	2	2	1	0	0	15.0	12	4	4	0	0	3	12	1	0	.222
	FLORIDA	**13-9**	**5.06**	**31**	**31**	**2**	**0**	**0**	**185.0**	**188**	**111**	**104**	**23**	**2**	**44**	**195**	**2**	**0**	**.259**
2010	**FLORIDA**	**14-9**	**4.51**	**26**	**26**	**1**	**0**	**0**	**157.2**	**169**	**82**	**79**	**24**	**2**	**33**	**147**	**5**	**0**	**.273**
2011	**FLORIDA**	**10-12**	**4.67**	**33**	**33**	**2**	**1**	**0**	**206.0**	**244**	**117**	**107**	**20**	**3**	**44**	**148**	**6**	**0**	**.295**
2012	**MIAMI**	**12-13**	**4.48**	**31**	**31**	**3**	**2**	**0**	**191.0**	**214**	**100**	**95**	**18**	**8**	**47**	**125**	**8**	**1**	**.285**
2013	**MIAMI**	**5-8**	**3.85**	**18**	**18**	**0**	**0**	**0**	**112.1**	**112**	**50**	**48**	**11**	**4**	**25**	**90**	**4**	**0**	**.261**
	LOS ANGELES-NL	**8-3**	**3.52**	**16**	**15**	**0**	**0**	**0**	**87.0**	**83**	**40**	**34**	**6**	**6**	**21**	**75**	**1**	**0**	**.247**
2014	Cedar Rapids	0-0	2.89	2	2	0	0	0	9.1	10	3	3	1	0	1	8	0	0	.278
	MINNESOTA	**6-12**	**5.38**	**27**	**27**	**1**	**0**	**0**	**159.0**	**203**	**96**	**95**	**22**	**5**	**38**	**115**	**5**	**0**	**.316**
2015	Cedar Rapids	0-0	0.00	1	1	0	0	0	5.0	3	1	0	0	0	0	5	1	0	.167
	MINNESOTA	**5-2**	**6.75**	**9**	**8**	**0**	**0**	**0**	**37.1**	**50**	**31**	**28**	**3**	**1**	**14**	**35**	**1**	**1**	**.321**
Minor League Totals		**43-22**	**3.57**	**118**	**115**	**3**	**0**	**0**	**630.0**	**605**	**284**	**250**	**48**	**42**	**187**	**626**	**34**	**4**	**.252**
National League Totals		**89-75**	**4.37**	**229**	**212**	**9**	**4**	**0**	**1312.2**	**1385**	**690**	**638**	**153**	**42**	**306**	**1076**	**35**	**4**	**.270**
American League Totals		**11-14**	**5.64**	**36**	**35**	**1**	**0**	**0**	**196.1**	**253**	**127**	**123**	**25**	**6**	**52**	**150**	**6**	**1**	**.317**
Major League Totals		**100-89**	**4.54**	**265**	**247**	**10**	**4**	**0**	**1509.0**	**1638**	**817**	**761**	**178**	**48**	**358**	**1226**	**41**	**5**	**.277**

NOLASCO'S BATTING RECORD

BATTING	AVG	AB	R	H	2B	3B	HR	RBI	SH	SF	HBP	BB	SO	SB	CS	OBP
Career	.136	374	19	51	12	0	1	26	62	0	1	21	176	0	0	.184

NOLASCO'S LEAGUE CHAMPIONSHIP SERIES RECORD

YEAR	OPPONENT	W-L	ERA	G	GS	CG	SH	SV	IP	H	R	ER	HR	HB	BB	SO	WP	BK	BAA
2013	St. Louis	0-1	6.75	1	1	0	0	0	4.0	3	3	3	1	0	1	4	0	0	.214

TWINS ALL-TIME LEADERS IN GAMES BY POSITION

POS	PLAYER	GAMES	NEXT
P	Eddie Guardado (1993-03, 08)	648	Rick Aguilera (1989-99), 490
C	Joe Mauer (2004-13)	920	Earl Battey (1961-67), 831
1B	Kent Hrbek (1981-94)	1,609	Justin Morneau (2003-13), 1,124
2B	Rod Carew (1967-78)	1,128	Chuck Knoblauch (1991-97), 999
SS	Greg Gagne (1983-92)	1,112	Zoilo Versalles (1961-67), 1,062
3B	Gary Gaetti (1981-90)	1,311	Rich Rollins (1961-68), 771
LF	Dan Gladden (1987-91)	621	Bob Allison (1962-70), 519
CF	Kirby Puckett (1984-95)	1,433	Torii Hunter (1998-2007, 15), 1,172
RF	Tony Oliva (1962-72)	1,137	Tom Brunansky (1982-88), 795
DH	Paul Molitor (1996-98)	380	Randy Bush (1982-93), 347

EDUARDO NUÑEZ

HEIGHT/WEIGHT: 6-0/193
BATS/THROWS: R/R
BORN: 6/15/87 in Santo Domingo, DR
OPENING DAY AGE: 28
RESIDES: Azua, DR
ACQUIRED: Trade with New York-AL, 4/7/14
M.L. SERVICE: 4 years, 90 days
CONTRACT STATUS: Signed thru 2016

@EDUARDONUNEZ15

INF 9

2015		GAME HIGHS	CAREER	
Hits: 3, 6/30 at CIN	**HR:** 1, 4x, last 8/30 vs. HOU		**Hits:** 4, 2x, last 9/3/14 vs. CWS	**HR:** 1, 18x, last 8/30/15 vs. HOU
RBI: 2, 5x, last 8/30 vs. HOU	**Grand Slam:** - -		**RBI:** 4, 2x, last 8/13/13 vs. LAA	**Grand Slam:** - -
Hit-Streak: 5, 4/8-26	**SB:** 1, 8x, last 9/30 at CLE		**Hit-Streak:** 8, 9/26/11-4/17/12	**SB:** 3, 9/16/12 vs. TB

PERSONAL: Eduardo Michelle Nunez...sons, Christopher and Oscar...signed by New York-AL as an undrafted free agent, February 25, 2004...makes off-season home in Azua, Dominican Republic.

2015:

- Made Twins Opening Day roster, the fourth of his career and first with Minnesota.
- Hit safely in first five games, which set a season-high for hitting streak.
- Placed on 15-day disabled list May 5 with a left oblique strain; reinstated May 17.
- Hit .323 (21-for-65) with nine doubles, one triple, one home run and seven RBI in first 23 games, through June 17.
- Recorded season-high three hits June 30 at Cincinnati.
- Homered in consecutive games for first time in career August 28 and 30 vs. Houston.
- Ranked fifth on club in stolen bases (7), despite playing in just 72 games.
- Played 27 games at shortstop (23 starts), 16 at third base (9 starts), three in leftfield (2 starts) and one at second base (1 start).

2014: Played 19 games for the Yankees in spring training, hitting .265 (13-for-49) with one double, one triple, one home run, four RBI and seven runs scored...designated for assignment April 1...acquired by Minnesota via trade April 7, in exchange for left-handed pitcher Miguel Sulbaran; optioned to Triple-A Rochester...played in 11 games for Rochester, hitting .282 (11-for-39) with one double, one home run and six RBI...made Twins debut as "26th man" for split double header April 17 vs. Toronto, going 1-for-3 with a walk, before being optioned back to Rochester...recalled May 8 as the Twins optioned Pedro Florimon to Rochester...placed on 15-day disabled list June 19, with right hamstring strain...played four games on rehab assignment, going 4-for-10; returned from rehab and reinstated June 30...tied career-high with four hits (second time in career) September 3 vs. Chicago-AL, falling a homer short of the cycle...was successful in eight of final nine stolen base attempts July 4-September 25...played 20 games at shortstop (17 starts), 20 at third base (12 starts), 16 in leftfield (10 starts), two in rightfield (1 start) and two at second base...named to MLB All-Star roster for Japan All-Star series.

2013: Made his third career Opening Day roster with New York-AL...placed on the 15-day disabled list May 12 with a left oblique strain...transferred to the 60-day DL June 14...returned from rehab and reinstated from the 60-day DL July 6, missing 56 games...did not strike out over a stretch of 30 straight plate appearances from July 23-August 4...reached base safely a career-high five times, hitting a solo home run in the fourth and going 3-for-4 with one double, two walks and one stolen base August 7 at Chicago-AL...tied career-high with four RBI August 13 vs. Los Angeles-AL...left game August 27 at Toronto in the ninth inning with a sore right knee...missed three games August 28-31...underwent an MRI on his right knee at New York-Presbyterian Hospital on August 29, the results of which were negative...hit game-winning, two-run double in the eighth inning September 3 vs. Chicago-AL...hit safely in a season-high seven straight games from September 18-26, batting .333 (9-for-27) with two home runs and three RBI over the stretch...became the first player other than Derek Jeter to lead the team in starts at shortstop since Tony Fernandez in 1995 (101 starts)...following the season, played in five games for Toros del Este of the Dominican Baseball League, batting .150 (3-for-20).

2012: Hit .272 (26-for-89) with 14 runs, four doubles, one home run and 11 RBI in 38 games (13 starts at shortstop, five at third base, three in leftfield, three as DH and one at second base) over two stints with the Yankees (April 6-May 11 and September 1-October 3)...was one of only eight major leaguers to appear in at least one game at each of those six positions in 2012...had career-high eight-game hitting streak dating back to September 26, 2011 snapped April 18 vs. Minnesota...optioned to Triple-A Scranton/Wilkes-Barre May 11...recalled as a September call-up September 1...hit solo home run, his first of the year, September 15 vs. Tampa Bay off James Shields...stole career-high three bases September 16 vs. Tampa Bay...in 38 games with Scranton/WB, batted .227 (37-for-163) with 18 runs, two home runs and 16 RBI...placed on the DL May 20-July 23 with right thumb inflammation...played in six rehab games with the GCL Yankees and Single-A Tampa...following the season, appeared in 12 games with Toros del Este in the Dominican Winter League, batting .275 (14-for-51).

2011: Appeared in the outfield for the first time in his professional career April 25 vs. Chicago-AL, entering the game as a pinch-runner in the eighth inning and remaining in the game in leftfield...committed two errors April 28 vs. Chicago-AL and again in his next start May 5 at Detroit,

starting at short in both games; according to Elias, since 1920, the only other Yankees shortstops to make at least two errors in consecutive games played were Frank Crosetti (twice, 1936 and 45) and Mark Koenig (twice, 1927 and 28)...made 17 consecutive starts at shortstop June 14-July 2 while Derek Jeter was on the 15-day disabled list, batting .339 (20-for-59) with five runs, five doubles, two home runs, seven RBI and four walks during the stretch, with the Yankees going 14-3...went 2-for-4 with a home run, a walk and two stolen bases June 15 vs. Texas on his 24th birthday; according to the Elias Sports Bureau, since Yogi Berra homered on his 22nd birthday in 1947, the only other Yankee younger than Nunez to hit a birthday homer was Rusty Torres on his 23rd birthday in 1971...set a career-high with four hits July 1 at New York-NL...hit .261 (29-for-111) with 16 runs, five doubles, one triple, one home run and 12 RBI in 35 games July 9-August 20 while Alex Rodriguez was on the 15-day disabled list, making 23 starts at third base during the stretch...hit in the leadoff position in the batting order for the first time in his career September 7 vs. Baltimore...appeared in one ALDS game vs. Detroit as a pinch runner, stealing a base in the Game 3 loss at Comerica Park...committed a team-high 20 errors (14 at shortstop, six at third base), fourth-most in the AL.

2010: Recorded the third-highest average (.289) among all Yankees farmhands and led all Scranton/WB batters in hits (134), doubles (25) and stolen bases (23)...at the time of his recall, was leading the International League in hits...named to the International League Postseason All-Star team as the league's top shortstop...selected to the IL Midseason All-Star team, starting at short and going 0-for-2 in the IL's 2-1 victory...recalled from Triple-A Scranton/WB August 19 when Lance Berkman went on the 15-day DL...made major league debut that night, entering the game defensively in the seventh at short going 0-for-1...made first major league start (at third base) in August 21 win vs. Seattle, going 1-for-3 with a run and RBI; collected first hit with go-ahead RBI-single off Jason Vargas in the seventh inning...made 11 starts from August 21-September 4 (9 at third base and 2 at shortstop) while Alex Rodriguez was on the disabled list...following the season, was named by *Baseball America* as the Yankees eighth best prospect...selected by the publication as the best defensive infielder and as having the best infield arm in the organization... batted .348 (8-for-23) with two RBI in seven games with the Toros del Este in the Dominican Winter League following the season...missed time after a ball he bunted ricocheted off his face.

2009: Set career-highs in hits (16), doubles (26) and home runs (9) in his first season at Double-A Trenton (New York-AL)...ranked second in the Eastern League in hits and third in batting average...committed 33 errors, most among EL players...named the top shortstop in the EL, earning a spot on the Postseason All-Star team...was starting shortstop for the North Division in the Eastern League midseason All-Star Game...appeared in four games with Toros del Este in the Dominican Winter League, going 2-for-10 (.200).

2008: Spent the entire season with Single-A Tampa (New York-AL), batting .271 with 18 doubles, six home runs and 42 RBI in 94 games...appeared in 92 games at short...hit .269 (28-for-104) against left-handed pitchers and .271 (73-for-269) off right-handers.

2007: Combined to hit .251 with 15 doubles, two home runs and 41 RBI in 121 games with Single-A Charleston (New York-AL) and Tampa... began the season with the RiverDogs and was named the starting shortstop for the North Division in the South Atlantic League All-Star Game... promoted to Tampa July 30.

2006: Combined to hit .214 in 127 games with Tampa and Charleston...began season with Tampa and batted .184 in 37 games before being transferred to Charleston May 18...hit .227 with 16 stolen bases in 90 games with RiverDogs.

2005: Selected to participate in the NY-Penn League All-Star Game, going 1-for-3 with a run and RBI...ranked third in the NYPL in hits (88), tied for third in triples (6), fourth in games played (73), fourth in at-bats (281) and ninth in average (.313)...following the season, was named the sixth best prospect in the Yankees organization by *Baseball America*.

2004: Played in 63 games with the DSL Yankees 1, batting .249 with seven doubles and 33 RBI.

PROFESSIONAL: Signed by New York-AL as undrafted free agent February 25, 2004.

NUNEZ'S BATTING RECORD

YEAR	CLUB	AVG	G	AB	R	H	2B	3B	HR	RBI	SH	SF	HBP	BB	SO	SB	CS	E	OBP
2004	DSL Yankees 1	.215	57	191	29	41	9	5	3	20	2	0	4	27	41	16	6	0	.324
2005	Staten Island	.313	73	281	37	88	11	6	3	46	6	0	3	20	43	6	3	28	.365
2006	Tampa	.184	37	147	17	27	5	3	4	26	4	2	0	8	28	6	1	14	.223
	Charleston	.227	90	344	36	78	11	3	2	40	0	2	2	23	48	16	5	26	.278
2007	Charleston	.238	91	328	36	78	10	2	1	28	2	3	2	25	42	20	8	27	.293
	Tampa	.285	30	123	16	35	5	0	1	13	0	1	3	7	18	9	0	6	.336
2008	Tampa	.271	94	373	45	101	18	3	6	42	5	4	1	19	48	14	10	19	.305
2009	Trenton	.322	123	497	70	160	26	1	9	55	4	4	1	22	63	19	7	33	.349
2010	Scranton/WB	.289	118	464	55	134	25	3	4	50	3	2	5	32	60	23	5	14	.340
	NEW YORK-AL	**.280**	**30**	**50**	**12**	**14**	**1**	**0**	**1**	**7**	**0**	**0**	**0**	**3**	**2**	**5**	**0**	**1**	**.321**
2011	**NEW YORK-AL**	**.265**	**112**	**309**	**38**	**82**	**18**	**2**	**5**	**30**	**6**	**1**	**0**	**22**	**37**	**22**	**6**	**20**	**.313**
2012	GCL Yankees	.200	4	10	1	2	0	0	1	1	0	0	0	0	0	0	0	0	.200
	Tampa	.286	2	7	2	2	0	0	0	0	0	0	0	0	1	1	0	0	.286
	Scranton/WB	.227	38	163	18	37	4	0	2	16	0	2	0	7	28	16	3	5	.256
	NEW YORK-AL	**.292**	**38**	**89**	**14**	**26**	**4**	**1**	**1**	**11**	**0**	**4**	**1**	**6**	**12**	**11**	**2**	**7**	**.330**
2013	Tampa	.333	3	3	2	1	0	0	0	0	0	0	0	2	0	2	0	0	.600
	Charleston	.400	2	5	1	2	0	0	0	0	0	0	0	1	0	1	0	1	.500
	Trenton	.375	2	8	1	3	0	0	0	1	0	0	0	1	2	0	0	0	.444
	NEW YORK-AL	**.260**	**90**	**304**	**38**	**79**	**17**	**4**	**3**	**28**	**4**	**5**	**3**	**20**	**51**	**10**	**3**	**14**	**.307**
2014	Rochester	.282	11	39	7	11	1	0	1	6	0	1	0	1	8	1	0	2	.293
	New Britain	.400	4	10	1	4	0	1	0	0	0	0	0	3	2	1	0	1	.538
	MINNESOTA	**.250**	**72**	**204**	**26**	**51**	**7**	**4**	**4**	**24**	**3**	**0**	**1**	**5**	**31**	**9**	**3**	**7**	**.271**
2015	**MINNESOTA**	**.282**	**72**	**188**	**23**	**53**	**14**	**1**	**4**	**20**	**2**	**1**	**1**	**12**	**29**	**8**	**4**	**3**	**.327**
Minor League Totals		**.269**	**779**	**2993**	**374**	**804**	**125**	**27**	**37**	**344**	**26**	**21**	**21**	**198**	**432**	**151**	**48**	**176**	**.316**
Major League Totals		**.267**	**414**	**1141**	**151**	**305**	**61**	**12**	**18**	**120**	**15**	**11**	**6**	**68**	**162**	**65**	**18**	**52**	**.308**

NUNEZ'S CAREER FIELDING RECORD

POSITION	PCT	G	PO	A	E	TC	DP	PB
Shortstop	.952	199	212	424	32	668	79	—
Third Base	.920	114	58	125	16	199	10	—
Second Base	.982	23	22	33	1	56	5	—
Outfield	.940	29	44	3	3	50	1	—
Totals	**.947**	**365**	**336**	**585**	**52**	**973**	**95**	**—**

NUNEZ'S DIVISION SERIES RECORD

YEAR	OPPONENT	AVG	G	AB	R	H	2B	3B	HR	RBI	SH	SF	HBP	BB	SO	SB	CS	E	OBP
2011	Detroit	.000	1	0	0	0	0	0	0	0	0	0	0	0	0	1	0	0	.000
2012	Baltimore	.200	3	5	2	1	1	0	0	0	0	0	0	0	0	0	0	0	.200
Division Series Totals		**.200**	**4**	**5**	**2**	**1**	**1**	**0**	**0**	**0**	**0**	**0**	**0**	**0**	**0**	**1**	**0**	**0**	**.200**

NUNEZ'S LEAGUE CHAMPIONSHIP SERIES RECORD

YEAR	OPPONENT	AVG	G	AB	R	H	2B	3B	HR	RBI	SH	SF	HBP	BB	SO	SB	CS	E	OBP
2012	Detroit	.333	2	6	2	2	0	1	1	1	0	0	0	0	0	1	0	1	.333

ALL-TIME 3-HOMER GAMES

TWINS

NO.	PLAYER	DATE	OPPONENT	AT-BATS (AB HR HIT)
1	Bob Allison	5-17-63	at Cleveland	5 (3-4-5)
2	Harmon Killebrew	9-21-63	at Boston	5 (1-3-5)
3	Tony Oliva	7-03-73	at Kansas City	5 (1-3-5)
4	Justin Morneau	7-06-07	at Chicago-AL	5 (1-2-4)

OPPONENTS

NO.	PLAYER	DATE	OPPONENT	AT-BATS (AB HR HIT)
1	Tom McCraw	5-24-67	Chicago-AL	6 (2-4-6)
2	Joe Lahoud	6-11-69	Boston	5 (1-3-5)
3	Bobby Grich	6-18-74	at Baltimore	5 (2-3-4)
4	Al Oliver	5-23-79	at Texas	4 (1-3-4)
5	Eddie Murray	8-29-79	Baltimore	5 (3-4-5)
6	Jeff Burroughs	8-14-81	Seattle	4 (1-3-4)
7	Doug DeCinces	8-13-82	at California	5 (1-2-3)
8	Harold Baines	9-17-84	Chicago-AL	4 (1-3-4)
9	Cory Snyder	5-21-87	at Cleveland	4 (1-2-4)
10	Joe Carter	7-19-89	Cleveland	5 (1-2-4)
11	Dave Winfield	4-13-91	California	6 (1-2-3)
12	Dave Henderson	8-03-91	at Oakland	5 (1-2-3)
13	Juan Gonzalez	6-07-92	at Texas	4 (1-2-4)
14	Darnell Coles	7-05-94	Toronto	5 (2-4-5)
15	Ernie Young	5-10-96	at Oakland	5 (1-3-4)
16	Geronimo Berroa	8-12-96	at Oakland	5 (1-2-5)
17	Ivan Rodriguez	9-11-97	at Texas	4 (2-3-4)
18	Edgar Martinez	5-18-99	at Seattle	5 (3-4-5)
19	Ellis Burks	6-19-01	at Cleveland	7 (3-4-7)
20	Hee-Seop Choi	6-12-05	at Los Angeles-NL	4 (1-4-6)
21	Nick Markakis	8-22-06	at Baltimore	4 (1-2-3)
22	Evan Longoria	9-18-08	at Tampa Bay	5 (1-3-4)
23	Jose Bautista	5-15-11	Toronto	5 (2-3-4)
24	Curtis Granderson	4-19-12	at New York-AL	5 (1-2-3)
25	Alex Rodriguez	7-25-15	New York-AL	4 (2-3-4)

RYAN O'ROURKE

HEIGHT/WEIGHT: 6-3/228
BATS/THROWS: R/L
BORN: 4/30/88 in Worcester, MA
OPENING DAY AGE: 27
RESIDES: Worcester, MA
ACQUIRED: 13th round, 2010 First-Year Player Draft
M.L. SERVICE: 90 days
CONTRACT STATUS: Signed thru 2016

@RYAND_ROURKE

LHP 61

GAME HIGHS			
2015		**CAREER**	
IP: 2.0, 7/21 at LAA	**Walks:** 3, 8/8 at CLE	**IP:** 2.0, 7/21/15 at LAA	**Walks:** 3, 8/8/15 at CLE
SO: 2, 6x, last 10/4 vs. KC	**CG:** - -	**SO:** 2, 6x, last 10/4/15 vs. KC	**CG:** - -
Win-Streak: - -	**Low-Hit:** - -	**Win-Streak:** - -	**Low-Hit:** - -

PERSONAL: Ryan Patrick O'Rourke...2006 graduate of St. John's (MA) High School...attended Merrimack College for four years from 2007-10, going 13-7, 1.95 ERA (189.0 IP, 41 ER) with 53 walks and 193 strikeouts in 34 games (22 starts).

2015:

- Was Twins spring training invite for first time in career and was reassigned to minor league camp March 25.
- Began season with Double-A Chattanooga, appearing in two games before being promoted to Triple-A Rochester April 17.
- Posted a 5.93 ERA (13.2 IP, 9 ER) with seven walks, 22 strikeouts and one home run allowed in 20 games for the Red Wings...held left-handed hitters to a .125 (3-for-24) batting average and right-handers to .357 (10-for-28).
- Contract selected by Minnesota July 7 as the Twins optioned Aaron Thompson to Rochester.
- Made major league debut July 7 vs. Baltimore, tossing 1.0 shutout inning, including first career strikeout, fanning Steve Pearce.
- Held opponents scoreless in first six appearances and in 11 of his 12 appearances July 7-August 4.
- Held left-handed batters to a .171 (7-for-41) batting average with Minnesota and right-handed batters to a .231 (9-for-39) average.
- Held first-batters-faced for Minnesota to a .120 (3-for-25) batting average.
- Ranked third among AL left-handed rookies in appearances (25) post-All-Star Break and ranked seventh in baseball.

2014: Began season with Double-A New Britain...did not allow a run in 13 straight appearances (8.0 IP) May 17-June 27; allowed just two runs in a 22-game span May 17-July 25, posting a 1.38 ERA during that time...25 of 50 outings for Rock Cats were less than 1.0 inning pitched... held left-handed hitters to a .103 (7-for-68) batting average with 41 strikeouts and four walks for the Rock Cats...promoted to Triple-A Rochester August 31 and made one appearance for the Red Wings, pitching 1.0 scoreless inning of relief that day at Pawtucket...combined to go 2-4, 3.89 ERA (41.2 IP, 18 ER) with 16 walks and 53 strikeouts in 51 games between both levels...pitched for Aguilas del Zulia in the Venezuelan Winter League, going 1-1, 3.55 ERA (12.2 IP, 5 ER) in 21 games.

2013: Began season with Single-A Ft. Myers...placed on 7-day disabled list April 20 with left ribcage muscle strain; reinstated May 26...pitched 16.0 scoreless innings to begin season April 4-June 8...promoted to Double-A New Britain July 17...combined to go 5-3, 3.15 ERA (45.2 IP, 16 ER) with 15 walks and 40 strikeouts in 34 games between both levels combined.

2012: Began season with Single-A Beloit...went 2-5, 5.59 ERA (56.1 IP, 35 ER) for the Snappers, holding left-handed hitters to a .161 (9-for-56) batting average...promoted to Single-A Ft. Myers July 28...combined to go 2-6, 5.57 ERA (74.1 IP, 46 ER) in 38 games (2 starts) at both levels combined.

2011: Spent second professional season with Single-A Beloit...posted a 1.55 ERA (40.2 IP, 7 ER) in 16 appearances in May and June combined... went 0-1, 1.85 ERA (24.1 IP, 5 ER) in 17 relief appearances and 5-4, 3.56 ERA (86.0 IP, 34 ER) in 17 starts...struck out eight-plus in six of 17 starts...named a MiLB.com Twins Organizational All-Star.

2010: Spent first professional season with Rookie Elizabethton, going 1-3, 5.10 ERA (42.1 IP, 24 ER) with seven walks and 39 strikeouts in 13 games (5 starts).

PROFESSIONAL: Selected by Twins in 13th round of 2010 First-Year Player Draft; signed by scout John Wilson.

O'ROURKE'S PITCHING RECORD

YEAR	CLUB	W-L	ERA	G	GS	CG	SH	SV	IP	H	R	ER	HR	HB	BB	SO	WP	BK	BAA
2010	Elizabethton	1-3	5.10	13	5	0	0	0	42.1	52	26	24	2	3	7	39	3	0	.306
2011	Beloit	5-5	3.18	34	17	0	0	1	110.1	116	45	39	7	2	32	107	5	2	.272
2012	Beloit	2-5	5.59	29	2	0	0	2	56.1	61	38	35	7	0	16	56	6	0	.272
	Ft. Myers	0-1	5.50	9	0	0	0	0	18.0	22	13	11	1	1	4	16	3	0	.297
2013	Ft. Myers	5-1	2.22	17	0	0	0	3	28.1	19	7	7	3	0	8	21	2	0	.190
	New Britain	0-2	4.67	17	0	0	0	2	17.1	15	10	9	0	0	7	19	3	0	.238
2014	New Britain	2-4	3.98	50	0	0	0	4	40.2	36	24	18	5	0	16	52	1	0	.232
	Rochester	0-0	0.00	1	0	0	0	0	1.0	1	0	0	0	0	0	1	1	0	.250
2015	Chattanooga	0-0	0.00	2	0	0	0	0	1.1	2	0	0	0	0	0	3	0	0	.333
	Rochester	0-0	5.93	20	0	0	0	0	13.2	13	9	9	1	0	7	22	1	0	.250
	MINNESOTA	**0-0**	**6.14**	**28**	**0**	**0**	**0**	**0**	**22.0**	**16**	**15**	**15**	**3**	**0**	**15**	**24**	**2**	**0**	**.200**
Minor League Totals		**15-21**	**4.15**	**192**	**24**	**0**	**0**	**12**	**329.1**	**337**	**172**	**152**	**26**	**6**	**97**	**336**	**25**	**2**	**.264**
Major League Totals		**0-0**	**6.14**	**28**	**0**	**0**	**0**	**0**	**22.0**	**16**	**15**	**15**	**3**	**0**	**15**	**24**	**2**	**0**	**.200**

O'ROURKE'S CAREER FIELDING RECORD

POSITION	PCT	G	PO	A	E	TC	DP	PB
Pitcher	1.000	28	2	2	0	4	0	—

BASEBALL AMERICA'S TOP 10 PROSPECTS

TWINS TOP 10 PROSPECTS FROM 2003-2016

2003
1. **Joe Mauer, C**
2. **Justin Morneau, IF**
3. **Michael Cuddyer, OF**
4. **Michael Restovich, OF**
5. **Denard Span, OF**
6. Scott Tyler, RHP
7. **J.D. Durbin, RHP**
8. **Jason Kubel, OF**
9. **Lew Ford, OF**
10. **Adam Johnson, RHP**

2004
1. **Joe Mauer, C**
2. **Justin Morneau, IF**
3. Matt Moses, IF
4. **J.D. Durbin, RHP**
5. **Jesse Crain, RHP**
6. **Jason Bartlett, SS**
7. **Denard Span, OF**
8. **Jason Kubel, OF**
9. **Grant Balfour, RHP**
10. **Michael Restovich, OF**

2005
1. **Joe Mauer, C**
2. **Jason Kubel, OF**
3. **Jesse Crain, RHP**
4. **J.D. Durbin, RHP**
5. **Francisco Liriano, LHP**
6. **Kyle Waldrop, RHP**
7. **Anthony Swarzak, RHP**
8. Matt Moses, IF
9. **Jason Bartlett, SS**
10. **Scott Baker, RHP**

2006
1. **Francisco Liriano, LHP**
2. **Jason Kubel, OF**
3. Matt Moses, IF
4. **Glen Perkins, LHP**
5. **Anthony Swarzak, RHP**
6. **Denard Span, OF**
7. **Matt Garza, RHP**
8. Jay Rainville, RHP
9. **Trevor Plouffe, IF**
10. **Kyle Waldrop, RHP**

2007
1. **Matt Garza, RHP**
2. **Glen Perkins, LHP**
3. **Kevin Slowey, RHP**
4. **Chris Parmelee, OF**
5. **Anthony Swarzak, RHP**
6. **Pat Neshek, RHP**
7. **Alexi Casilla, IF**
8. **Joe Benson, OF**
9. Paul Kelly, IF
10. **J.D. Durbin, RHP**

2008
1. **Nick Blackburn, RHP**
2. **Joe Benson, OF**
3. **Wilson Ramos, C**
4. **Tyler Robertson, LHP**
5. **Anthony Swarzak, RHP**
6. **Ben Revere, OF**
7. **Jason Pridie, OF**
8. **Brian Duensing, LHP**
9. **Jeff Manship, RHP**
10. **Trevor Plouffe, IF**

2009
1. **Aaron Hicks, OF**
2. **Ben Revere, OF**
3. **Wilson Ramos, C**
4. **Jose Mijares, LHP**
5. **Danny Valencia, IF**
6. **Anthony Swarzak, RHP**
7. Shooter Hunt, RHP
8. **Kevin Mulvey, RHP**
9. Carlos Gutierrez, RHP
10. Angel Morales, OF

2010
1. **Aaron Hicks, OF**
2. **Wilson Ramos, C**
3. **Kyle Gibson, RHP**
4. **Miguel Sano, IF**
5. **Ben Revere, OF**
6. **Danny Valencia, IF**
7. Carlos Gutierrez, RHP
8. Angel Morales, OF
9. David Bromberg, RHP
10. **Max Kepler, OF**

2011
1. **Kyle Gibson, RHP**
2. **Aaron Hicks, OF**
3. **Miguel Sano, IF**
4. **Joe Benson, OF**
5. **Ben Revere, OF**
6. **Liam Hendriks, RHP**
7. Alex Wimmers, RHP
8. Adrian Salcedo, RHP
9. **Oswaldo Arcia, OF**
10. Carlos Gutierrez, RHP

2012
1. **Miguel Sano, IF**
2. **Joe Benson, OF**
3. **Eddie Rosario, 2B/OF**
4. **Aaron Hicks, OF**
5. **Oswaldo Arcia, OF**
6. Levi Michael, IF
7. **Liam Hendriks, RHP**
8. **Kyle Gibson, RHP**
9. **Chris Parmelee, 1B/OF**
10. **Brian Dozier, IF**

2013
1. **Miguel Sano, IF**
2. **Byron Buxton, OF**
3. **Oswaldo Arcia, OF**
4. **Kyle Gibson, RHP**
5. **Aaron Hicks, OF**
6. Jose Berrios, RHP
7. **Eddie Rosario, 2B/OF**
8. **Max Kepler, OF**
9. **Danny Santana, IF**
10. Luke Bard, RHP

2014
1. **Byron Buxton, OF**
2. **Miguel Sano, IF**
3. **Alex Meyer, RHP**
4. Kohl Stewart, RHP
5. Jose Berrios, RHP
6. **Eddie Rosario, IF**
7. Lewis Thorpe, LHP
8. **Trevor May, RHP**
9. **Danny Santana, IF**
10. **Jorge Polanco, IF**

2015
1. **Byron Buxton, OF**
2. **Miguel Sano, IF**
3. Jose Berrios, RHP
4. Kohl Stewart, RHP
5. **Alex Meyer, RHP**
6. Nick Gordon, IF
7. Nick Burdi, RHP
8. **Jorge Polanco, IF**
9. **Trevor May, RHP**
10. **Eddie Rosario, OF**

2016
1. **Byron Buxton, OF**
2. Jose Berrios, RHP
3. **Max Kepler, OF/1B**
4. Nick Gordon, IF
5. Tyler Jay, LHP
6. **Jorge Polanco, IF**
7. Byung Ho Park, 1B/DH
8. Kohl Stewart, RHP
9. Stephen Gonsalves, LHP
10. Nick Burdi, RHP

BOLD indicates played at major league level
NOTE: Twins 2016 rankings released in mid-January, 2016

BYUNG HO PARK

HEIGHT/WEIGHT: 6-1/220
BATS/THROWS: R/R
BORN: 7/10/86 in Seoul, South Korea
OPENING DAY AGE: 29
RESIDES: Seoul, South Korea
ACQUIRED: Signed as free agent, 12/1/15
M.L. SERVICE: None
CONTRACT STATUS: Signed thru 2019

1B/DH 52

PERSONAL: Byung Ho Park...wife, Ji Yoon Yi...son, Seung Ri Park...attended Seong-Nam High School in Seoul, South Korea...played for South Korean under-18 national team and participated in the World Junior Baseball Championship in Taiwan, helping win the Bronze Medal along with current Pittsburgh Pirates infielder Jung Ho Kang.

2015:

- Spent fifth straight season with Nexen Heroes of the Korean Baseball Organization.
- Reached base safely in 28 straight games April 18-May 21.
- Recorded four two-homer games on the season.
- Hit at least .319 in April (.376), May (.324), June (.390), July (.357), August (.319) and September (.354).
- Hit .368 (35-for-95) against left-handed pitching and .329 (113-for-343) with 58 extra-bats hits (23 doubles, 1 triple, 34 home runs) off right-handed pitching.
- Hit .312 (82-for-263) with bases empty, .374 (99-for-265) with runners on base, .429 (6-for-14) with bases loaded (3 grand slams), and .375 (54-for-144) with runners in scoring position.
- Hit in number four spot in Nexen lineup with exception of one plate appearance (1 walk in 7th spot).
- Helped lead Nexen to lead KBO in runs scored (938) and home runs (212); hit 25% of Nexen's home runs.
- Set career-highs in games (140), at-bats (528), runs scored (129), hits (181), doubles (35), home runs (53), RBI (146), batting average (.343) and slugging percentage (.714).
- Led the KBO in home runs, total bases (377) and RBI, while setting a new league record for RBI...also ranked second in runs scored and slugging percentage, third in hits, fifth in batting average and on-base percentage (.436), and tied for fifth in doubles.
- Named Player of the Year by The Korean Professional Baseball Alumni Association.
- Played in seven games for Korea in the WBSC Premier12 in Japan in November, hitting .207 (6-for-29) with one double, one triple, two home runs, four RBI, four walks and four runs scored; including a three-run homer in the finals vs. USA.
- Named seventh best prospect in Twins system by *Baseball America*, entering 2016.

2014: Spent fourth straight season with Nexen of KBO...won KBO RBI title (124) and home run title (52) for third straight season...also ranked second in KBO in runs scored (126) and OPS (1.119), third in slugging percentage (.686), and fifth in on-base percentage (.433)...named to KBO All-Star team and won game's MVP Award...won third straight Gold Glove Award at first base...given Best Slugger Award from The Korean Professional Baseball Alumni Association...played for South Korea in the 2014 Asian Games in Incheon, South Korea at Munhak Baseball Stadium and Mokdong Baseball Stadium from September 22-28 and earned the Gold Medal.

2013: Spent third straight season with Nexen...selected to KBO All-Star team...played all 128 games for Nexen as team's starting first baseman and number four hitter...won KBO slugging percentage title (.602), RBI title (117) and home run title (37) all for the second straight season...also led league in OPS (1.039), walks (92) and runs (91), tied for first in total bases (271) and ranked fourth in hits (143)...named KBO League Most Valuable Player for second straight season and earned second straight Gold Glove Award.

2012: Spent second season with Nexen...set career-high with 20 stolen bases (9 caught stealing)...recorded first career 20 steal/20 home run season...led club in home runs (31), doubles (34), RBI (105), walks (73) and slugging percentage (.561), second in batting average (.290) and on-base percentage (.393), and fourth in stolen bases...won KBO slugging percentage title (.561), RBI title (105) and home run title (31)...won KBO Most Valuable Player Award and Golden Glove Award at first base.

2011: Started season with LG Twins of the Korean Baseball Organization...hit .125 (2-for-16) with just two extra-base hits in 15 games before being traded to Nexen Heroes July 31...finished season with Nexen, hitting .265 (49-for-185) with 10 doubles, 12 home runs and 28 RBI in 51 games.

2010: Spent entire season with LG Twins, hitting .188 (30-for-160) with four doubles, seven home runs, 22 RBI, 26 walks and a .305 on-base percentage in 78 games.

2009: Returned to the LG Twins to hit .218 (41-for-188) with seven doubles, nine home runs, 25 RBI and 28 runs scored in 68 games.

2008: Did not play professionally, joining the Korea Armed Forces Athletic Corps Baseball Team, serving two-year military service.

2007: Did not play professionally, joining the Korea Armed Forces Athletic Corps Baseball Team, serving two-year military service.

2006: Spent second professional season with LG, hitting .162 (21-for-130) with two doubles, five home runs and 13 RBI in 48 games.

2005: Made KBO professional debut as 18-year-old for LG...converted from catcher to first baseman...hit .190 (31-for-163) with 11 doubles, three home runs, 21 RBI, 22 runs scored and 12 walks in 79 games.

PROFESSIONAL: Originally signed by LG Twins in first round of 2005 KBO First-Year Player Draft...signed with Twins on December 1, 2015 after Twins bid to reach agreement with Nexen Heroes was accepted on November 9, 2015.

PARK'S BATTING RECORD

YEAR	CLUB	AVG	G	AB	R	H	2B	3B	HR	RBI	SH	SF	HBP	BB	SO	SB	CS	E	OBP
2005	LG	.190	79	163	22	31	11	0	3	21	0	4	6	12	48	1	0	3	.265
2006	LG	.162	48	130	7	21	2	0	5	13	1	0	2	9	42	1	3	3	.227
2009	LG	.218	68	188	28	41	7	0	9	25	0	1	4	20	70	2	1	1	.305
2010	LG	.188	78	160	25	30	4	0	7	22	2	2	2	26	55	5	1	0	.305
2011	LG	.125	15	16	3	2	1	0	1	3	0	0	0	1	9	0	0	1	.177
	Nexen	.265	51	185	28	49	10	2	12	28	0	1	2	25	67	2	0	4	.357
2012	Nexen	.290	133	469	76	136	34	0	31	105	0	7	11	73	111	20	9	7	.393
2013	Nexen	.318	128	450	91	143	17	0	37	117	0	6	8	92	96	10	2	5	.437
2014	Nexen	.303	128	459	126	139	16	2	52	124	0	4	12	96	142	8	3	4	.433
2015	Nexen	.343	140	528	129	181	35	1	53	146	0	4	12	78	161	10	3	12	.436
Korean Baseball Org. Totals		**.281**	**868**	**2748**	**535**	**773**	**137**	**5**	**210**	**604**	**3**	**29**	**59**	**432**	**801**	**59**	**22**	**40**	**.387**

CARLOS PAULINO

HEIGHT/WEIGHT: 6-0/175
BATS/THROWS: R/R
BORN: 9/24/89 in Puerto Plata, DR
OPENING DAY AGE: 26
RESIDES: Puerto Plata, DR
ACQUIRED: Signed as minor league free agent, 12/13/14
M.L. SERVICE: None
CONTRACT STATUS: Signed thru 2016

C 83

NON-ROSTER INVITE

PERSONAL: Carlos Angenis Diaz Paulino (pronounced paw-LEE-no)...can speak four languages (Spanish, English, French and German).

2015:

- Started season with Double-A Chattanooga, his first in the Twins organization after signing in off-season.
- Played 20 games for the Lookouts, hitting .270 (17-for-63) with four doubles and eight RBI before being promoted to Triple-A Rochester June 11.
- Hit safely in 21 of 34 games for the Red Wings.
- Caught 34 games for the Red Wings, the second most on the club, trailing only Eric Fryer (60).
- Played for Gigantes del Cibao in Dominican Winter League, .241 (28-for-116) with five doubles, five home runs and 19 RBI in 38 games.

2014: Was a spring training invite for Pittsburgh and began the season with Triple-A Indianapolis...placed on the 7-day disabled list April 30, with left knee inflammation and was reinstated June 30 after multiple rehab assignments...declared a minor league free agent in November and signed with Minnesota December 13.

2013: Played in Pittsburgh spring training as a non-roster invite...started season with Double-A Altoona...caught the second-ever no-hitter in Curve team history July 25 at New Hampshire...hit pinch-hit walk-off single in the 13th inning August 1 vs. Binghamton...was promoted to Indianapolis on August 28...hit .222 (74-for-334) with nine doubles, four triples and 40 RBI in 102 combined games between Double-A Altoona and Triple-A Indianapolis...threw out 36.4% (40-for-110) of runners attempting to steal, ranking second among Eastern League catchers in caught-stealing percentage...played for Gigantes del Cibao in the Dominican Winter League, hitting .206 (14-for-68) with three RBI in 26 games.

2012: Spent entire season with Single-A Bradenton (Pittsburgh)...hit .284 (23-for-81) with runners in scoring position...hit .278 (55-for-198) against right-handed pitching and .200 (21-for-105) against left-handed pitching...caught 83 games (82 starts) and threw out 22% (26-for-92) of runners attempting to steal.

2011: Acquired via trade with Florida March 30, 2011 in exchange for minor league infielder Jim Negrych...spent entire season with Single-A Bradenton and hit safely in 56 of 82 games played.

2010: Split season between Single-A Jupiter (Florida) and Single-A Greensboro...threw out 33 runners attempting to steal against him.

2009: Split season between GCL Marlins and Single-A Jamestown...hit safely in 13 straight games for the Jammers, tied for the third-longest streak of the season in the New York-Penn League.

2008: Spent first professional season with GCL Marlins, hitting .152 (7-for-46) with four extra-base hits in 17 games.

PROFESSIONAL: Originally signed by Florida as undrafted free agent October 5, 2007.

PAULINO'S BATTING RECORD

YEAR	CLUB	AVG	G	AB	R	H	2B	3B	HR	RBI	SH	SF	HBP	BB	SO	SB	CS	E	OBP
2008	GCL Marlins	.152	17	46	5	7	3	1	0	2	0	0	2	1	3	1	0	2	.204
2009	GCL Marlins	.333	3	9	1	3	0	0	0	3	0	0	0	0	1	0	0	1	.333
	Jamestown	.291	42	141	13	41	11	1	1	14	0	1	0	11	27	2	1	3	.340
2010	Jupiter	.125	3	8	1	1	1	0	0	1	0	0	0	0	1	0	0	2	.125
	Greensboro	.184	64	201	17	37	10	0	0	10	6	1	2	6	49	0	0	9	.214
2011	Bradenton	.299	82	271	44	81	18	4	4	40	2	4	6	18	33	0	2	5	.351
2012	Bradenton	.251	84	303	35	76	18	3	4	35	4	1	10	17	43	2	1	8	.311
2013	Altoona	.220	99	323	23	71	9	4	0	38	2	3	5	28	48	5	1	7	.290
	Indianapolis	.273	3	11	1	3	0	0	0	2	0	0	0	1	1	0	0	0	.333
2014	Indianapolis	.207	10	29	4	6	0	0	0	2	1	1	0	1	9	0	0	1	.226
	GCL Pirates	.333	4	12	3	4	1	1	1	3	0	0	1	0	0	0	0	2	.385
	Altoona	.296	22	71	5	21	4	0	1	13	2	2	0	3	19	0	1	1	.316
2015	Chattanooga	.270	20	63	4	17	4	1	0	8	2	0	0	7	6	0	0	3	.343
	Rochester	.257	34	109	15	28	5	1	0	8	2	0	0	10	9	0	1	2	.319
Minor League Totals		**.248**	**487**	**1597**	**171**	**396**	**84**	**16**	**11**	**179**	**21**	**13**	**26**	**103**	**249**	**10**	**7**	**46**	**.302**

GLEN PERKINS

HEIGHT/WEIGHT: 6-0/205
BATS/THROWS: L/L
BORN: 3/2/83 in St. Paul, MN
OPENING DAY AGE: 33
RESIDES: Lakeville, MN
ACQUIRED: 1st round (22nd overall), 2004 First-Year Player Draft
M.L. SERVICE: 8 years, 10 days
CONTRACT STATUS: Signed thru 2017

@GLENPERKINS

LHP 15

★ 2013 '14 '15

2015		GAME HIGHS	CAREER	
IP: 1.1, 3x, last 6/17 vs. STL	**Walks:** 1, 10x, last 10/2 vs, KC		**IP:** 8.0, 6x, last 4/19/09 vs. LAA	**Walks:** 4, 5/13/09 vs. DET
SO: 3, 2x, last 9/25 at DET	**CG:** - -		**SO:** 7, 6/30/08 vs. DET	**CG:** - -
Save-Streak: 28, 4/8-7/28	**Low-Hit:** - -		**Save-Streak:** 28, 4/8-7/28/15	**Low-Hit:** - -

PERSONAL: Glen Weston Perkins...wife, Alisha (Weber)...daughters, Addison (11/21/06) and Lyla (8/10/08)...2001 graduate of Stillwater (MN) High School where he was named All-State in 2001...attended University of Minnesota where he was named First-Team All-Big Ten, Big Ten Freshman of the Year, *Baseball America* First-Team Freshman All-American and was one of four collegiate baseball Freshmen of the Year in 2003...set school single-season record for strikeouts (117) in 2003...named Big Ten Pitcher of the Year and First-Team All-Big Ten in 2004...selected to Louisville Slugger team, Second-Team Collegiate Baseball News, Third-Team *Baseball America* and Third-Team ABCA All-American teams in 2004...named Midwest Scouts Association College Player of the Year in 2004...was first Big Ten pitcher in history to win all of his conference starts, going 8-0 in 2004...active supporter of the Leukemia & Lymphoma Society, participating in inaugural Lefties Lunkers fishing tournament and the Light The Night Walk...along with his wife Alisha, hosts Fifteen's 5K run to benefit the Cystic Fibrosis Foundation...participates annually in Twins Winter Caravan.

CAREER HIGHLIGHTS: Enters 2016 third on Twins all-time list in saves (120), trailing Joe Nathan (260) and Rick Aguilera (254) and sixth in games (399)...started professional career as starting pitcher and became reliever in 2010; became Twins closer in 2012 replacing Matt Capps...saved 28 straight games to start 2015 season, the longest save streak in Twins history...saved 30 games in three straight seasons (2013-15), the fourth closer in club history with three-or-more consecutive 30-save seasons, joining Jeff Reardon (1987-89), Rick Aguilera (1990-93) and Joe Nathan (2004-09)...named AL All-Star in 2013, '14 and '15, earning the save in 2014 at Target Field and finishing the 2015 game at Great American Ball Park...2011 and '13 Joseph W. Haynes Award winner for Twins Pitcher of the Year...tied with Trevor Plouffe for second longest tenured player in organization, having been drafted along with Plouffe in 2004 (Mauer - 2001)...drafted 22nd overall by Twins in 2004, two picks behind Plouffe and one pick ahead of Phil Hughes (Yankees); the 22nd slot was a compensation pick from Seattle, for the Twins loss of Eddie Guardado...one of 29 Minnesota natives to ever play for Twins...one of 38 different University of Minnesota Golden Gophers to be drafted by the Twins.

2015:

- Made Twins Opening Day roster for sixth time in career and fifth straight season.
- Made 300th career relief appearance April 17 vs. Cleveland.
- Recorded 89th career save April 15 vs. Kansas City, passing Al Worthington and moving into sole possession of sixth on the Twins all-time list.
- Recorded 100th career save May 15 vs. Tampa Bay, tossing 1.0 scoreless inning.
- Did not walk a batter in first 19 games, a streak that lasted until May 20 at Pittsburgh, walking Jung-ho Kang; streak snapped at 19.0 innings.
- Recorded 104th career save May 23 at Chicago-AL, tying Jeff Reardon for fifth on Twins all-time list...recorded 105th career save May 26 vs. Boston, passing Reardon and moving into sole possession of fifth.
- Saved 18th consecutive game May 27 vs. Boston, setting a Twins record for a save streak to begin a season...previous record held by Eddie Guardado, who saved 17 from March 31-June 5, 2003.
- Finished May with 13 saves, setting a Twins record for saves in a single month.
- Recorded 108th career save June 3 at Boston, tying Ron Davis for fourth on Twins all-time list...recorded 106th career save June 7 vs. Milwaukee, passing Davis and moving into sole possession of fourth.
- Made 327th career relief appearance June 27 at Milwaukee, tying Al Worthington for eighth on the Twins all-time list for relief appearances... made 328th career appearance June 30 at Cincinnati, moving into sole possession of eighth place.
- Made 329th career relief appearance July 2 at Kansas City, tying Mike Trombley for seventh on the Twins all-time list for relief appearances... made 330th July 4 at Kansas City, moving into sole possession of seventh place.
- Recorded 28th straight save July 8 vs. Baltimore, setting club record for a save streak, passing Nathan's 27 from May 8-August 15, 2004... the save also tied Guardado (116) for third on Twins all-time list...passed Guardado with 117th career save July 23 at Los Angeles-AL.

MLB LEADERS

SAVES SINCE 2013

1. Craig Kimbrel 136
2. Greg Holland 125
3. Huston Street 114
4. Kenley Jansen 108
5. Aroldis Chapman 107
6. **Glen Perkins 102**

- Led the AL in saves (28) pre-All-Star break and posted a 1.21 ERA (37.1 IP, 5 ER) with opponents hitting .188 (26-for-138) with five walks and 36 strikeouts.
- Selected to third consecutive All-Star team, becoming the fourth Twins pitcher to ever be named to three consecutive All-Star teams (Camilo Pascual, 1961-1962 [2x]; Rick Aguilera, 1991-93; and Johan Santana, 2005-07)...pitched the ninth inning for the AL, allowing one run on one hit while throwing just nine pitches.
- Appeared in 376th career game July 8 vs. Baltimore, tying Jesse Crain and Jim Perry for eighth on Twins all-time list; appeared in 377th career game July 11 vs. Detroit, passing both and moving into sole possession of eighth.
- Blew first save July 18 at Oakland, allowing one run in the ninth inning of a 2-1 Twins lead, snapping save-streak at 28.
- Appeared in 378th career game July 23 at Los Angeles-AL, tying Brad Radke for seventh on Twins all-time list; appeared in 379th career game July 25 vs. New York-AL, passing Radke and moving into sole possession of seventh.
- Saved 30th game of season August 7 at Cleveland, pitching 1.0 scoreless inning, giving him three straight 30-save seasons...became fourth closer in club history with three-or-more consecutive 30-save seasons, joining Jeff Reardon (1987-89), Rick Aguilera (1990-93) and Joe Nathan (2004-09).
- Appeared in 386th career game August 15 vs. Cleveland, tying Juan Rincon for sixth on Twins all-time list; appeared in 387th career game August 16 vs. Cleveland, passing Rincon and moving into sole possession of sixth.
- Left New York to travel to Minnesota to receive cortisone shot in neck August 19, missing one game and met team in Baltimore the next day.
- Suffered back spasms in early September, missing 16 games.
- Pitched primarily out of the seventh and eighth inning in final half of September.
- Finished tied for eighth in the AL in saves (32).

2014: Converted first save April 3 at Chicago-AL with 1.0 scoreless inning, passing Mike Marshall and moving into sole possession of eighth on the Twins all-time list...set season-high with save streak of 10 straight, done twice: April 3-May 11 and June 21-August 5...selected to his second career All-Star Team — second consecutively — ranking fourth in the AL with 22 saves (25 opportunities) in 39 games pre-All-Star break, including a 2.97 ERA (39.1 IP, 13 ER)...selected by AL Manager Boston's John Farrell...made first career All-Star appearance, tossing a scoreless ninth inning to teammate Kurt Suzuki, earning the save and securing a 5-3 AL victory...recorded 76th career save July 10 at Seattle, tying Ron Perranoski for seventh on the Twins all-time list; saved 77th career game July 21 vs. Cleveland, moving into sole possession of seventh place...saved 30th game August 13 at Houston, becoming the sixth closer in Twins history to save 30 games in consecutive seasons, joining Ron Perranoski (1969-70), Jeff Reardon (1987-89), Rick Aguilera (1990-93), Eddie Guardado (2002-03) and Joe Nathan (2005-09)...allowed just one home run in a stretch of 44 games (44.1 IP) May 1 (Game 1)-August 24, the home run coming June 8 vs. Houston, a grand slam by Jon Singleton; posted a streak of 28 games (28.0 IP) without allowing a home run during that time June 10-August 24...recorded 88th career save September 14 at Chicago-AL, tying Al Worthington for sixth on the Twins all-time list...made final appearance September 16 vs. Detroit and was shutdown for the season with a left forearm muscle strain and nerve irritation in left elbow...saved 34 games (41 opportunities), the second most of his career and sixth most in the AL...appeared in 63 games, tied for 10th most among left-handed relievers in the AL...posted a strikeout-to-walk ratio of 6.00, the highest of career and ninth best in the AL among relievers and ninth best in baseball...posted a walks-per-9.0 IP ratio of 1.61, the best of career, and 10th best in the AL among relievers.

AL LEADERS

ALL-TIME SAVES AMONG LHP

1. Sparky Lyle....232
2. Dave Righetti....224
3. Eddie Guardado....179
4. Dan Plesac....139
5. John Hiller....125
6. **Glen Perkins....120**

Willie Hernandez....120

2013: Earned the win in first appearance April 3 vs. Detroit, tossing 1.0 scoreless inning...converted each of his first seven save opportunities April 6-May 9...struck out at least one batter in 18 consecutive appearances April 16-June 4, totaling 31 in that span (17.2 IP)...did not allow a run in 11 June appearances (11.0 IP), allowing just four hits and one walk...converted 14 consecutive save opportunities May 29-July 22; did not allow a run in that span, 19 straight appearances (19.1 IP)...did not allow a home run in 23 consecutive appearances May 25-July 23; Twins went 22-1 in that span...walked just two batters in a 25-game span (25.1 IP) May 15-July 22...saved 21 games, posted a 1.82 ERA (34.2 IP, 7 ER) and held opponents to a .172 batting average in the first half and was selected to the American League All-Star team, the first of his career...he became the fourth Minnesota native to represent the Twins in the All-Star Game (Kent Hrbek, Jack Morris and Joe Mauer)...recorded 46th career save August 9 at Chicago-AL, passing Matt Capps (45) and moving into sole possession of 10th place on the Twins all-time list...recorded 30th save August 22 at Detroit, becoming the 13th pitcher in club history to reach the 30-save plateau in a single season...recorded 51st career save September 9 vs. Los Angeles-AL, tying Bill Campbell for ninth on Twins all-time list...recorded 52nd career save September 10 vs. Oakland, passing Campbell and moving into sole possession of ninth place...recorded 54th career save September 18 at Chicago-AL, tying Mike Marshall for eighth on the Twins all-time list...led Twins relievers in strikeouts (77) and ranked third in the AL among left-handed relievers...struck out at least one batter in 49 of 61 appearances and multiple batters in 25 appearances...ranked seventh in the AL in save percentage (90.0), ninth in saves (36) and opponent batting average for relievers (.196)...was given the Joseph W. Haynes Award for Twins Pitcher of the Year, voted on by the Twins Cities Chapter of the BBWAA...also given Carl R. Pohlad Community Service Award, voted on by the Twins Community Fund Board of Directors.

2012: Made Twins Opening Day roster for third time in career and second straight season...signed a three-year extension with club option for fourth year March 8...allowed just two runs in a 20-game span (19.1 IP) with an ERA of 0.93 May 13-June 30...earned first win of season, tossing 1.0 scoreless inning May 29 vs. Oakland...posted an ERA of 1.42 (12.2 IP, 2 ER) in 13 May appearances and a 1.54 ERA (11.2 IP, 2 ER) in 12 June appearances...recorded third and fourth career saves in back-to-back appearances June 20 at Pittsburgh and June 22 at Cincinnati in Matt Capps' absence (DL)...struck out at least one batter in nine straight games (13 total) June 5-25, his third longest streak of career...made 200th career appearance August 25 at Texas...set single-season career-high with 66th appearance September 23 at Detroit...converted 12 straight save opportunities July 20-September 28, which was third best in baseball at the time...18 of final 21 appearances were scoreless August 7-October 1, posting a 1.23 ERA (22.0 IP, 3 ER) in that span...walked just one batter in final 19 appearances (67 batters-faced) August 15-October 1...struck out multiple batters on 24 occasions and three batters on six occasions...was one of just two AL relievers and seven relievers in baseball with at least 10 holds (11) and 15 saves (16), the others being Santiago Casilla (12 H, 25 S), Steve Chisek (13 H, 15 S), Heath Bell (13 H, 19 S), Jonathan Broxton (10 H, 27 S), Grant Balfour (15 H, 24 S) and Tyler Clippard (13 H, 32 S)...ranked second in baseball in saves for a left-hander (16) behind Aroldis Chapman (38)...tied for fourth in AL in games among lefties (70)...named to 2013 USA roster for World Baseball Classic.

2011: Made Twins Opening Day roster for second time in career, and first time since 2009...did not allow a run in first 10 appearances (9.1 IP) April 1-24...allowed just one run in first 17 appearances (18.2 IP) April 1-May 13 for a 0.48 ERA in that span...struck out 13 of 31 batters faced (42%) in a seven-game span (8.0 IP) May 7-18...placed on 15-day disabled list with a right oblique strain May 22...went on rehab assignment to Triple-A Rochester June 11-16; reinstated June 17...did not allow a home run in first 47 appearances (45.1 IP) April 1-August 8, until allowing one to David Ortiz August 10 vs. Boston...walked just one batter (Paul Konerko, July 9; intentionally) in a 19-game stretch (16.2 IP) June 28-August 5...allowed just one run in a 20-game span, posting a 0.51 ERA (17.2 IP, 1 ER) June 26-August 5...allowed just two hits in an 18-game span, holding opponents to a .041 average (2-for-49) June 29-August 5...recorded first career save with 0.2 scoreless inning July 3 vs. Milwaukee...recorded second career save in next appearance July 5 vs. Tampa Bay, pitching 0.1 scoreless inning (3 pitches)...posted a three-game winning streak July 16-26...48 of 65 appearances were scoreless and allowed multiple runs on just two occasions (back-to-back appearances, August 6 vs. Chicago-AL and August 8 vs. Boston)...struck out two-plus batters in 20 of 65 appearances...posted 9.49 strikeouts-per-9.0 innings ratio...struck out at least one batter in 42 of 65 appearances...his 65 strikeouts were second most in the AL for a lefty reliever behind Chicago's Chris Sale (79), and were eighth most in baseball...his 65 appearances were sixth most for a lefty reliever in the American League...his strikeouts-per-9.0 innings ratio was 12th best in the American League for pitchers with a minimum of 50.0 innings pitched...ranked third on the Twins staff in appearances...led Twins staff in strikeouts-per-9.0 innings...was the recipient of the Joseph W. Haynes Award as the Twins Pitcher of the Year and the Charles O. Johnson Award as the Most Improved Twin, both awards voted on by the Twins Cities Chapter of the BBWAA.

2010: Started season with Triple-A Rochester...had season-high nine strikeouts (5.2 innings) May 27 at Durham...recalled by Twins August 11 and made a start that same night at Chicago-AL, allowing six runs (4 ER) on five hits in 4.2 innings pitched...made three appearances out of the bullpen for the Twins before being optioned to Rochester August 27...recalled to Twins September 6...finished season at Rochester with a record of 4-9, 5.81 ERA (124.0 IP, 80 ER) with 98 strikeouts and 36 walks in 26 games (24 starts)...pitched 6.0-plus innings in six of last 11 starts for Red Wings...recalled by Minnesota...did not allow a run in five consecutive appearances (6.1 IP) September 7-21...earned only major league win of season, tossing 1.0 scoreless inning of relief September 21 vs. Cleveland; the win was eventual AL Central clinching victory for the Twins.

AL LEADERS

K/BB RATIO AMONG RELIEVERS SINCE 2012

1. Koji Uehara....9.34
2. Sean Doolittle....6.05
3. Evan Scribner....5.39
4. **Glen Perkins....5.29**
5. Fernando Salas....5.19

2009: Made Twins Opening Day roster for first time in career as Twins number four starter...tossed 8.0 innings in each of first three starts April 9-19, including first win April 19 vs. Los Angeles-AL...allowed no more than two runs in any of those first three starts, becoming first pitcher to begin a season with three straight games of at least 8.0 innings and two-or-fewer runs allowed since Pat Hentgen did it for Baltimore in 2001...no other pitcher has started a season with a three-game streak of that kind for Twins since the club relocated to Minnesota in 1961...placed on 15-day disabled list with inflammation in left elbow May 18...made two rehab starts at Single-A Ft. Myers and returned to Twins June 16...placed on 15-day disabled list August 11 with left shoulder tendinitis...finished season with Triple-A Rochester.

2008: Began season at Triple-A Rochester...recalled and made first major league start May 10 vs. Boston...recorded first career win May 20 vs. Texas...earned second career win May 25 at Detroit...had season-high seven strikeouts June 30 vs. Detroit...tossed season-high 8.0 innings, allowing three runs on 10 hits, for third career win June 19 vs. Washington...won five straight decisions June 19-July 18...tied for first in American League in July for wins (4)...recorded five straight wins in a six start span July 29-August 27, including two 8.0 shutout inning performances vs. New York-AL August 11 and at Los Angeles-AL August 22...logged 10th win on August 17 vs. Seattle, becoming 11th Twins pitcher in history to win at least 10 games in rookie season...recorded third most wins (12) for a Twins pitcher in his rookie season, tying Francisco Liriano (2006), Jesse Crain (2005), Mark Redman (2000) and Kevin Tapani (1990)...tied Jim "Mudcat" Grant (1965) and Camilo Pascual (1965) for fifth highest single-season winning percentage (.750) all-time for a Twins starter (minimum of 20 starts), and fourth highest by a left-handed pitcher (Frank Viola, .774, 1988; Johan Santana, .769, 2004; Santana, .760, 2006)...was also the best winning percentage for a rookie pitcher...12 wins tied him for sixth in the American League for victories by a left-handed pitcher.

2007: Began season at Triple-A Rochester...recalled April 12...placed on 15-day disabled list with a muscle strain in left shoulder May 22...pitched in one game for GCL Twins on rehab assignment July 11...had rehab assignment transferred to Ft. Myers July 14-18...assigned to New Britain on injury rehab August 17-30...reinstated from disabled list September 11...did not allow a run in seven appearances (5.0 IP) September 12-28...ranked 14th best prospect in the Twins organization by *Baseball America* entering the 2008 season.

2006: Began season at Double-A New Britain and recorded first win May 19 allowing just one run in 7.0 innings...tossed a complete game shutout June 4...averaged 10.05 strikeouts-per-9.0 innings at New Britain...promoted to Rochester September 3...contract selected by Minnesota September 19...made major league debut September 21 at Boston, becoming 27th native Minnesotan to play for the Twins; pitched 1.1 scoreless innings and struck out first batter he faced in major leagues...ranked second best prospect in Twins organization by *Baseball America* entering the 2007 season.

2005: Began season at Single-A Ft. Myers...disabled with sprained left wrist April 15-22...had season-high 14 strikeouts June 11 at Lakeland...named Twins minor league Pitcher of the Week June 11-17...tossed season-high 9.0 innings and six-hit shutout June 16 vs. Clearwater...promoted to New Britain June 23...pitched for Grand Canyon in the Arizona Fall League...ranked fourth best prospect in Twins organization by *Baseball America* entering 2006 season.

2004: Began season at Rookie Elizabethton...was 1-0, 2.25 ERA (12.0 IP, 3 ER) in three starts July 6-17...promoted to Quad Cities July 21...was 2-0, 1.30 ERA (34.2 IP, 5 ER) in six starts August 8-September 4...pitched season-high 7.0 innings August 19 at Ft. Wayne.

PROFESSIONAL: Selected by Twins in first round (22nd overall) of 2004 First-Year Player Draft; signed by scout Mark Wilson...the 22nd slot was a compensation pick from Seattle, for the Twins loss of Eddie Guardado over the off-season.

PERKINS' CAREER FIELDING RECORD

POSITION	PCT	G	PO	A	E	TC	DP	PB
Pitcher	.963	399	17	86	4	107	3	—

PERKINS' CAREER BATTING RECORD

BATTING	AVG	AB	R	H	2B	3B	HR	RBI	SH	SF	HBP	BB	SO	SB	CS	OBP
Career	.000	4	0	0	0	0	0	0	3	0	0	0	4	0	0	.000

PERKINS' PITCHING RECORD

YEAR	CLUB	W-L	ERA	G	GS	CG	SH	SV	IP	H	R	ER	HR	HB	BB	SO	WP	BK	BAA
2004	Elizabethton	1-0	2.25	3	3	0	0	0	12.0	8	3	3	0	0	4	22	0	0	.186
	Quad Cities	2-1	1.30	9	9	0	0	0	48.1	33	9	7	2	3	12	49	0	0	.205
2005	Ft. Myers	3-2	2.13	10	9	2	1	0	55.0	41	14	13	2	1	13	66	2	0	.205
	New Britain	4-4	4.90	14	14	0	0	0	79.0	80	45	43	4	8	35	67	3	1	.263
2006	New Britain	4-11	3.91	23	23	2	1	0	117.1	109	60	51	11	6	45	131	3	1	.243
	Rochester	0-1	2.08	1	1	0	0	0	4.1	6	1	1	0	0	5	3	0	0	.333
	MINNESOTA	**0-0**	**1.59**	**4**	**0**	**0**	**0**	**0**	**5.2**	**3**	**1**	**1**	**0**	**0**	**0**	**6**	**0**	**0**	**.150**
2007	Rochester	0-0	1.50	1	1	0	0	0	6.0	2	1	1	1	0	1	2	0	0	.105
	MINNESOTA	**0-0**	**3.14**	**19**	**0**	**0**	**0**	**0**	**28.2**	**23**	**10**	**10**	**2**	**2**	**12**	**20**	**2**	**0**	**.232**
	New Britain	0-2	11.05	3	3	0	0	0	7.1	11	9	9	4	0	7	7	2	0	.344
	Ft. Myers	0-0	27.00	1	1	0	0	0	1.0	3	3	3	1	0	0	0	1	0	.500
	GCL Twins	0-0	1.80	3	3	0	0	0	5.0	3	1	1	0	1	2	6	1	0	.167
2008	Rochester	2-1	2.97	7	6	1	1	0	33.1	28	15	11	2	1	19	27	1	1	.220
	MINNESOTA	**12-4**	**4.41**	**26**	**26**	**0**	**0**	**0**	**151.0**	**183**	**81**	**74**	**25**	**3**	**39**	**74**	**2**	**1**	**.301**
2009	**MINNESOTA**	**6-7**	**5.89**	**18**	**17**	**0**	**0**	**0**	**96.1**	**120**	**64**	**63**	**13**	**1**	**23**	**45**	**2**	**1**	**.304**
	Ft. Myers	1-0	2.45	2	2	1	1	0	11.0	8	5	3	2	0	1	9	0	0	.195
	GCL Twins	0-0	0.00	1	1	0	0	0	1.0	0	0	0	0	0	0	0	0	0	.000
2010	Rochester	4-9	5.81	26	24	0	0	0	124.0	160	91	80	14	5	36	98	1	1	.309
	MINNESOTA	**1-1**	**5.82**	**13**	**1**	**0**	**0**	**0**	**21.2**	**29**	**16**	**14**	**3**	**4**	**5**	**14**	**0**	**0**	**.337**
2011	Rochester	0-0	0.00	2	1	0	0	0	3.0	4	0	0	0	0	0	2	0	0	.333
	MINNESOTA	**4-4**	**2.48**	**65**	**0**	**0**	**0**	**2**	**61.2**	**55**	**19**	**17**	**2**	**1**	**21**	**65**	**3**	**0**	**.244**
2012	**MINNESOTA**	**3-1**	**2.56**	**70**	**0**	**0**	**0**	**16**	**70.1**	**57**	**25**	**20**	**8**	**3**	**16**	**78**	**3**	**0**	**.222**
2013	**MINNESOTA**	**2-0**	**2.30**	**61**	**0**	**0**	**0**	**36**	**62.2**	**43**	**16**	**16**	**5**	**3**	**15**	**77**	**0**	**0**	**.196**
2014	**MINNESOTA**	**4-3**	**3.65**	**63**	**0**	**0**	**0**	**34**	**61.2**	**62**	**29**	**25**	**7**	**2**	**11**	**66**	**3**	**0**	**.258**
2015	**MINNESOTA**	**3-5**	**3.32**	**60**	**0**	**0**	**0**	**32**	**57.0**	**58**	**21**	**21**	**9**	**0**	**10**	**54**	**4**	**0**	**.256**
Minor League Totals		**21-31**	**4.01**	**106**	**101**	**6**	**4**	**0**	**507.2**	**496**	**257**	**226**	**43**	**25**	**180**	**489**	**14**	**4**	**.254**
Major League Totals		**35-25**	**3.81**	**399**	**44**	**0**	**0**	**120**	**616.2**	**633**	**282**	**261**	**74**	**19**	**152**	**499**	**19**	**2**	**.266**

PERKINS' DIVISION SERIES RECORD

YEAR	OPPONENT	W-L	ERA	G	GS	CG	SH	SV	IP	H	R	ER	HR	HB	BB	SO	WP	BK	BAA
2006	Oakland	0-0	0.00	1	0	0	0	0	0.1	2	0	0	0	0	0	0	0	0	.667

PERKINS' WORLD BASEBALL CLASSIC RECORD

YEAR	CLUB	W-L	ERA	G	GS	CG	SH	SV	IP	H	R	ER	HR	HB	BB	SO	WP	BK	BAA
2013	USA	0-0	9.00	2	0	0	0	0	2.0	3	2	2	0	0	2	2	0	0	.429

PERKINS' ALL-STAR GAME RECORD

YEAR	HOST	W-L	ERA	G	GS	CG	SH	SV	IP	H	R	ER	HR	HB	BB	SO	WP	BK	BAA
2013	New York-NL	DID NOT PITCH																	
2014	Minnesota	0-0	0.00	1	0	0	0	1	1.0	0	0	0	0	0	0	1	0	0	.000
2015	Cincinnati	0-0	9.00	1	0	0	0	0	1.0	1	1	1	0	0	0	0	0	0	.333
TOTALS		**0-0**	**4.50**	**2**	**0**	**0**	**0**	**1**	**2.0**	**1**	**1**	**1**	**0**	**0**	**0**	**1**	**0**	**0**	**.143**

MINNESOTA NATIVES TO PLAY FOR TWINS

PLAYER	BIRTHPLACE	SEASONS
Fred Bruckbauer, rhp	New Ulm	1961
Tom Burgmeier, lhp	St. Paul	1974-77
Cole De Vries, rhp	St. Louis Park	2012-13
Jim Eisenreich, cf	St. Cloud	1982-84
Bob Gebhard, rhp	Lamberton	1971-72
Paul Giel, rhp	Winona	1961
Dave Goltz, rhp	Pelican Rapids	1972-79
Kent Hrbek, 1b	Minneapolis	1981-94
Tom Johnson, rhp	St. Paul	1974-78
Tom Kelly, 1b	Graceville	1975
Jerry Kindall, 2b	St. Paul	1964-65
Jerry Koosman, lhp	Appleton	1979-81
Mike Mason, lhp	Faribault	1988
Joe Mauer, c/1b	**St. Paul**	**2004-present**
Paul Molitor, dh-1b	St. Paul	1996-98
Jack Morris, rhp	St. Paul	1991
Greg Olson, c	Marshall	1989
Glen Perkins, lhp	**St. Paul**	**2006-present**
Mike Poepping, rf	Little Falls	1975
Tom Quinlan, 3b	St. Paul	1996
Brian Raabe, 2b	New Ulm	1995-96
Michael Restovich, of	Rochester	2002-04
Terry Steinbach, c	New Ulm	1997-99
Dick Stigman, lhp	Nimrod	1962-65
Jerry Terrell, ss	Waseca	1973-77
Caleb Thielbar, lhp	Northfield	2013-15
George Thomas, lf	Minneapolis	1971
Charley Walters, rhp	Minneapolis	1969
Dave Winfield, of	St. Paul	1993-94

TREVOR PLOUFFE

HEIGHT/WEIGHT: 6-2/216
BATS/THROWS: R/R
BORN: 6/15/86 in West Hills, CA
OPENING DAY AGE: 29
RESIDES: Porter Ranch, CA
ACQUIRED: 1st round (20th overall), 2004 First-Year Player Draft
M.L. SERVICE: 4 years, 162 days
CONTRACT STATUS: Signed thru 2016

3B 24

2015		GAME HIGHS	CAREER	
Hits: 3, 8x, last 9/23 vs. CLE	**HR:** 2, 9/11 at CWS		**Hits:** 4, 3x, last 9/23/14 vs. ARI	**HR:** 2, 3x, last 9/11/15 at CWS
RBI: 5, 5/3 vs. CWS	**Grand Slam:** 2, last 7/17 at OAK		**RBI:** 5, 5/3/15 vs. CWS	**Grand Slam:** 2, last 7/17/15 at OAK
Hit-Streak: 10, 9/9-19 (2)	**SB:** 1, 2x, last 7/11 vs. DET		**Hit-Streak:** 17, 6/30–7/19/12	**SB:** 1, 10x, last 7/11/15 vs. DET

PERSONAL: Trevor Patrick Plouffe (pronounced ploof)...wife, Olivia (Pokorny)...son, Theodore "Teddy" Winston James (7/29/15)...2004 graduate of Crespi Carmelite (CA) High School...named 2004 Collegiate Baseball News High School All-American and *USA Today* All-American...one of 17 players from that high school to be drafted by a major league team and the highest picked of all those players...enjoys playing hacky sack...participates annually in Twins Winter Caravan.

CAREER HIGHLIGHTS: Leads Twins in RBI (273) since 2012, and leads in doubles (75) since 2014...enters 2016 as Target Field's all-time leader in home runs (48) and extra-base hits (130), and ranks second in games (334) and RBI (165)...hit 20-plus home runs in 2012 and '15, one of three Twins third baseman to ever hit 20-plus home runs in multiple seasons, joining Corey Koskie (twice) and Gary Gaetti (6 times)...hit the 10,000th home run in Twins (since 1961) and Washington Senators (1901-60) franchise history August 29, 2014 at Baltimore...named Co-American League Player of the Week with teammate Danny Santana in August of 2014...was Twins nominee for the 2014 Hank Aaron Award...drafted and started professional career as shortstop but played mainly utility role at major league level from 2010-12, until becoming a third baseman in 2013...tied with Glen Perkins for second longest tenured player in organization, having been drafted along with Perkins in 2004 (Mauer - 2001)...drafted 20th overall by Twins in 2004, two picks ahead of Perkins (Twins) and three picks ahead of Phil Hughes (Yankees).

2015:

- Made Twins Opening Day roster for fourth straight season; was Opening Day third baseman for third straight season April 6 at Detroit.
- Hit first home run of season April 13 vs. Kansas City, the 36th of his career at Target Field, becoming the park's all-time leader in home runs.
- Hit first career walk-off home run April 17 vs. Cleveland off Bryan Shaw, giving the Twins a 3-2 win in 11 innings.
- Hit first career grand slam May 3 vs. Chicago off John Danks...also set single-game career-high with five RBI.
- Missed one game May 9 at Cleveland, attending funeral of a family member.
- Reached base in 24 straight games April 17-May 15, posting a .381 on-base percentage in that span...at the time, it was the second longest active streak in baseball.
- Hit .312 (29-for-93) with seven doubles, one triple, five home runs, 21 RBI, 11 walks and 13 runs scored in 25 May games; 21 RBI tied for eighth most in the AL.
- Set single-season career-high with third triple July 4 at Kansas City.
- Hit second career grand slam July 17 at Oakland, one of 17 players in baseball to hit two-plus grand slams during the season.
- Homered in back-to-back games four different times: May 2-3, July 12-17, July 23-24 and August 16-17.
- Placed on Paternity List July 29 to attend birth of first child, Theodore Winston James, born that night.
- Recorded third career two-homer game September 11 at Chicago-AL...second home run was his 20th, marking second time in career with 20-plus homers (24 in 2012)...became third Twins third baseman to ever hit 20-plus home runs in multiple seasons, joining Corey Koskie (twice) and Gary Gaetti (6 times).
- Hit safely in season-high 10 straight September 9-19, hitting .378 (14-for-37) with three home runs and eight RBI during the streak.
- Set single-season career-highs in hits (140), RBI (86), runs scored (74), games (152), at-bats (573) and triples (4).

MLB LEADERS

FIELDING PERCENTAGE AMONG 3B IN 2015

1. Martin Prado, MIA ..... .976
2. Evan Longoria, TB ..... .976
3. **Trevor Plouffe, MIN ..... .972**
4. Yunel Escobar, WAS ..... .970
5. Mike Moustakas, KC ..... .969

- Led Twins in RBI, ranked second in doubles (35), and third in games and hits.
- Led all AL third basemen in fielding percentage (.977) and ranked second in baseball (minimum 1,100.0 innings played).
- Tied for second among AL third basemen in RBI, tied for third in doubles and fourth in extra-base hits (61).

AL LEADERS

DOUBLES SINCE 2014

1. Michael Brantley.....90
2. Jose Altuve.....87
3. Miguel Cabrera.....80
4. **Trevor Plouffe.....75**
   Ian Kinsler.....75

2014: Made Twins Opening Day roster for third straight season and was in Opening Day lineup for second straight season, playing third base and batting sixth March 31 at Chicago-AL, going 1-for-4 with a double...hit safely in first eight games March 31-April 9 and again April 19-30, which proved to be season-high...hit .307 (27-for-88) with 10 doubles, 19 RBI, 15 walks and 18 runs scored in 23 April games; 10 doubles were tied for second most in the AL and 19 RBI tied for ninth...tied single-season career-high with 22nd double June 6 vs. Houston; set new career-high with 23rd July 1 vs. Kansas City...placed on 15-day disabled list June 15 with inflammation between ninth rib and costal cartilage on left side, suffered while diving for a ball the previous game...tied career-high with four hits August 2 at Chicago-AL, two doubles and two singles...hit 37th double August 24 vs. Detroit, tying Corey Koskie (2001 and 02) for first on Twins all-time single-season doubles list for primary third basemen...hit 38th double August 27 at Kansas City, passing Koskie and moving into sole possession of first on that list...named Co-American League Player of the Week with teammate Danny Santana for the period ending August 24, both players first career honor...batted .367 (11-for-30) with five doubles, two home runs, 10 RBI and six runs scored; his five doubles were tied for most in baseball during the week...he and Santana were the second and third Twins to win award this season, joining Chris Colabello (April 7)...hit the 10,000th home run in Twins (since 1961) and Washington Senators (1901-60) franchise history August 29 at Baltimore; coincidentally, hit the 9,999th seven days earlier August 22 vs. Detroit, also hit the 10,001st August 31 at Baltimore...hit .317 (33-for-104) with 10 doubles, five home runs and 24 RBI in 26 August games; 24 RBI were tied for third most in the AL, while 10 doubles were tied for fourth most...hit 40th double September 5 vs. Los Angeles-AL, becoming the 17th Twin to hit 40 doubles in a season (20th time), and first since 2010 when Delmon Young (46) and Joe Mauer (43) did it...tied season and career-high with four hits September 23 vs. Arizona, all singles...suffered fractured left forearm September 24 vs. Arizona when A.J. Pollack slid into his wrist at third base; missed remainder of season...had surgery to repair arm September 29...set career-highs in hits (134), doubles (40), triples (2), RBI (80), runs scored (69), walks (53), games (136), at-bats (520) and total bases (220)...finished tied for fourth in the AL in doubles and tied for seventh in baseball...among AL third basemen, ranked first in doubles, fourth in RBI and walks, and fifth in runs scored and total bases...named Twins nominee for the 2014 Hank Aaron Award...award eventually given to co-winners Philadelphia's Jimmy Rollins and Chicago White Sox's Paul Konerko.

2013: Started first ever Opening Day, playing third base and batting sixth April 1 vs. Detroit...tied career-high with three hits May 8 at Boston; also drove in three runs on the night...hit safely in eight straight May 12-21 prior to landing on 7-day disabled list with a concussion, he suffered while sliding into the leg of Dan Uggla at second base May 21 at Atlanta...was reinstated from 7-day DL May 30, strained his left calf that same day and placed on 15-day DL...played four games for Triple-A Rochester on rehab assignment and was reinstated June 14...hit safely in 21 of 22 games May 12-June 30, including a season-high 12-game hitting streak June 18-30...recorded first career four-hit game (6 at-bats), including a home run, September 3 at Houston...hit 20th double September 6 vs. Toronto, setting a single-season career-high...hit .330 (34-for-103) in 27 September games; his 34 hits were tied for third most in the AL...ranked fourth on the Twins in hits (121) and RBI (52), and tied for third in home runs (14).

AL LEADERS

XBH AMONG 3B SINCE 2014

1. Josh Donaldson.....146
2. Kyle Seager.....119
3. **Trevor Plouffe.....117**
4. Adrian Beltre.....107
5. Evan Longoria.....106

2012: Made Twins Opening Day roster for first time in career...drew 13 walks in 18-game span April 17-May 14...tied career-high with four RBI June 9 vs. Chicago-NL...also set single-season career-high with ninth home run...homered in four straight games June 12-15, the longest streak for a Twins player since Jim Thome September 4-11, 2010...set Twins all-time single-season Interleague home run record, hitting his eighth, passing Torii Hunter (7 in 2005) June 15 vs. Milwaukee (finished with 9)...had first two career two-homer games — June 15 vs. Milwaukee and July 1 vs. Kansas City...set career-high with three walks June 16 vs. Milwaukee...hit one home run in first 22 games April 6-May 14, but hit 18 homers in next 39 games May 16-July 3...batted .327 (32-for-98) with 11 home runs, 21 RBI, 22 runs scored and a .735 slugging percentage in 26 June games; his slugging percentage ranked second in American League and his home runs were tied for second over that same span...hit safely in career-high 17 games June 30 (Game 1)-July 19, batting .328 (22-for-67) in that span...placed on 15-day disabled list with bruised right thumb July 27...returned from rehab at Triple-A Rochester and reinstated August 13...hit 20th home run August 29 vs. Seattle, becoming first Twin to have 20-plus homers in rookie or year-after-rookie season since Marty Cordova won the AL Rookie of the Year Award with 24 home runs in 1995, according to Elias...finished second on the team in home runs with 24, 18 being solo shots; hit 12 homers off lefties and righties each.

2011: Participated in Twins major league spring training and was optioned March 19; started season with Triple-A Rochester...played in 21 games for Red Wings, batting .282 (22-for-78) with four doubles, six home runs and 13 RBI...recalled by Twins May 4...hit home run in first major league at-bat of the season, a solo shot off Tim Wakefield May 6 at Boston...homered in consecutive games May 19 at Oakland and May 20 at Arizona...optioned to Triple-A Rochester as Twins called up outfielder Brian Dinkelman June 2...batted .333 (38-for-114) with seven doubles, nine home runs and 20 RBI in 30 games with Red Wings...recalled by Twins July 14...started first career game in the outfield (rightfield) July 15 vs. Kansas City...posted two career-high seven-game hitting streaks — August 10-20 and again August 28-September 4...recorded career-high four RBI September 3 at Los Angeles-AL...had walk-off single in Twins final game of season (1-0) in bottom of ninth inning September 28 vs. Kansas City...played five different positions defensively — 45 games at shortstop, 17 games at second base (15 starts), 11 games in rightfield (9 starts), three games in leftfield (2 starts) and one game at first base...his eight doubles in September set Twins rookie record for most doubles in the month...combined to bat .268 (128-for-478) with 29 doubles, four triples, 23 home runs, 64 RBI and 80 runs scored in 132 games between Triple-A Rochester and Minnesota...his 23 home runs led the Twins organization and his 234 total bases ranked fourth.

2010: Participated in Twins major league spring training and was optioned March 19; started season with Triple-A Rochester and played in 39 games for Red Wings before being recalled May 21...made major league debut, starting at shortstop, May 21 vs. Milwaukee...went 2-for-5 in that game with a double, a run scored and two RBI; singled off Dave Bush for first major league hit...played in three games for Twins (all in the Milwaukee series May 21-23) before being optioned to Rochester May 25; recalled, June 11...played in four games before being optioned again June 19; recalled July 30...hit first career home run August 7 at Cleveland, a solo shot off Fausto Carmona...optioned to Rochester August 10; recalled September 1...appeared in 12 games for Twins in September, almost exclusively as a pinch-runner...hit second career major league home run October 1 vs. Toronto...finished season with 17 home runs between Rochester and Minnesota...named to MiLB.com's Twins organizational All-Star team...ranked 24th best prospect in Twins organization by *Baseball America* entering 2011 season.

2009: Participated in his first Twins major league spring training and was optioned March 17; spent entire season at Triple-A Rochester...was youngest member of Red Wings Opening Day roster (22)...hit first inning grand slam May 24 at Norwich...had two-run walk-off home run June 2 vs. Gwinnett...went 4-for-4 with a double and a home run August 29 vs. Buffalo...hit .314 (27-for-86) with 12 RBI and 18 runs scored in 27 games in August...batted .538 (7-for-13) with bases loaded...his 10 home runs were most he had in a season since 2005 when he hit 13 for Beloit...played 118 games for Red Wings, including 112 at shortstop...led all International League shortstops in total chances (542), putouts (86), errors (26) and double plays (84)...ranked 24th best prospect in the Twins organization by *Baseball America* entering 2010 season.

2008: Began season at Double-A New Britain...recorded first four-hit game of season, driving in four and scoring three runs April 12 at Portland...had four straight multi-hit games April 20-23...promoted to Rochester June 13...finished with 20 multi-hit games for Red Wings...played 32 games at third base, 20 games at second base and 12 games at shortstop for Rochester...hit .307 (39-for-127) off lefties between Double-A and Triple-A...ranked 13th best prospect in Twins organization by *Baseball America* entering the 2009 season.

2007: Spent entire season at Double-A New Britain...had four-hit game April 26 vs. Portland...named Twins minor league Player of the Week April 27-May 3, hitting .476 (10-for-21) with two doubles, two home runs and five RBI...had second four-hit game of season May 28 at Harrisburg...named Eastern League Player of the Week May 28-June 3 while hitting .441 (15-for-34) with five doubles, one home run, eight runs and six RBI...hit safely in 12 straight games June 18-28...hit .325 (38-for-117) with four home runs, 15 RBI, five doubles, two triples and 17 runs scored in 28 June games...was second on club in hits (136) and third in league in doubles (37)...participated in the Arizona Fall League, hitting .280 (14-for-50) in 15 games for the Phoenix Desert Dogs...tied for 11th in all of minors with 15 sacrifice hits...ranked 10th best prospect in the Twins organization by *Baseball America* entering the 2008 season.

2006: Spent entire season at Single-A Ft. Myers...had nine-game hit-streak June 11-26, including first home run June 20 vs. Lakeland...led club in doubles (26), and was third in hits (112) and runs scored (60).

2005: Spent entire season at Single-A Beloit...hit first home run April 10 vs. Quad Cities...hit safely in nine straight games June 9-17, batting .382 (13-for-34) with two home runs, six RBI and five runs scored...had first four-hit game July 4 at Wisconsin...had four straight multi-hit games July 14-17, including two three-hit games...hit four home runs in six-game span July 30-August 4...finished season with 15 multi-RBI games...ranked second on club in home runs (13), third in runs scored (58) and games (127), and fourth in hits (104)...ranked 12th best prospect in the Midwest League by *Baseball America*...ranked ninth best prospect in the Twins organization by *Baseball America* entering the 2006 season.

2004: Played 60 games at Rookie Elizabethton and hit safely in 48 of those contests...had three-hit game June 26 vs. Princeton with one home run and two RBI...had nine-game hit-streak July 31-August 9, including four-hit game August 4 vs. Danville...hit safely in 13 of last 14 games played, including four-hit game on last day of season August 29 at Princeton...was second on club in hits (67)...ranked sixth best prospect in Appalachian League by *Baseball America*.

PROFESSIONAL: Selected by Twins in first round (20th overall) of 2004 First-Year Player Draft; signed by Twins scout Bill Mele.

PLOUFFE'S PLAYING RECORD

YEAR	CLUB	AVG	G	AB	R	H	2B	3B	HR	RBI	SH	SF	HBP	BB	SO	SB	CS	E	OBP
2004	Elizabethton	.283	60	237	29	67	7	2	4	28	2	3	3	19	34	2	1	16	.340
2005	Beloit	.223	127	466	58	104	18	0	13	60	5	7	4	50	78	8	4	35	.300
2006	Ft. Myers	.246	125	455	60	112	26	4	4	45	2	5	4	58	93	8	5	29	.333
2007	New Britain	.274	126	497	75	136	37	2	9	50	15	3	2	38	89	12	7	32	.326
2008	New Britain	.269	58	227	32	61	17	3	3	21	3	0	3	16	43	4	2	7	.325
	Rochester	.256	66	250	34	64	17	3	6	39	5	3	0	14	47	1	1	11	.292
2009	Rochester	.260	118	430	53	112	23	5	10	60	4	7	2	34	68	3	6	26	.313
2010	Rochester	.244	102	402	53	98	22	4	15	49	8	2	6	27	90	5	5	12	.300
	MINNESOTA	**.146**	**22**	**41**	**7**	**6**	**1**	**0**	**2**	**6**	**2**	**1**	**0**	**0**	**14**	**0**	**0**	**1**	**.143**
2011	Rochester	.313	51	192	33	60	11	3	15	33	1	3	3	21	39	3	1	5	.384
	MINNESOTA	**.238**	**81**	**286**	**47**	**68**	**18**	**1**	**8**	**31**	**2**	**3**	**4**	**25**	**71**	**3**	**3**	**12**	**.305**
2012	Rochester	.000	2	8	0	0	0	0	0	0	0	0	0	1	2	0	0	0	.111
	MINNESOTA	**.235**	**119**	**422**	**56**	**99**	**19**	**1**	**24**	**55**	**0**	**2**	**4**	**37**	**92**	**1**	**3**	**19**	**.301**
2013	Rochester	.333	4	15	3	5	0	0	1	3	0	0	0	2	3	0	0	1	.412
	MINNESOTA	**.254**	**129**	**477**	**44**	**121**	**22**	**1**	**14**	**52**	**1**	**4**	**6**	**34**	**112**	**2**	**1**	**13**	**.309**
2014	**MINNESOTA**	**.258**	**136**	**520**	**69**	**134**	**40**	**2**	**14**	**80**	**0**	**5**	**4**	**53**	**109**	**2**	**1**	**14**	**.328**
2015	**MINNESOTA**	**.244**	**152**	**573**	**74**	**140**	**35**	**4**	**22**	**86**	**1**	**4**	**4**	**50**	**124**	**2**	**1**	**12**	**.307**
Minor League Totals		**.258**	**839**	**3179**	**430**	**819**	**178**	**26**	**80**	**388**	**45**	**33**	**27**	**280**	**586**	**46**	**32**	**174**	**.320**
Major League Totals		**.245**	**639**	**2319**	**297**	**568**	**135**	**9**	**84**	**310**	**6**	**19**	**22**	**199**	**522**	**10**	**9**	**71**	**.308**

PLOUFFE'S CAREER FIELDING RECORD

POSITION	PCT	G	PO	A	E	TC	DP	PB
Third Base	.958	482	365	877	55	1297	96	—
Shortstop	.944	55	86	132	13	231	38	—
Outfield	.979	30	44	3	1	48	1	—
Second Base	.989	23	39	48	1	88	13	—
First Base	.993	23	138	11	1	150	9	—
Totals	**.961**	**613**	**672**	**1071**	**71**	**1814**	**157**	—

JORGE POLANCO

HEIGHT/WEIGHT: 5-11/198
BATS/THROWS: S/R
BORN: 7/5/93 in San Pedro de Macoris, DR
OPENING DAY AGE: 22
RESIDES: Santo Domingo, DR
ACQUIRED: Signed as an undrafted free agent, 7/6/09
M.L. SERVICE: 11 days
CONTRACT STATUS: Signed thru 2016

@JORGE_POLANCO1

INF 11

2015		GAME HIGHS	CAREER	
Hits: 2, 7/30 vs. SEA	**HR:** - -		**Hits:** 2, 7/30/15 vs. SEA	**HR:** - -
RBI: 1, 7/30 vs. SEA	**Grand Slam:** - -		**RBI:** 2, 6/27/14 at TEX	**Grand Slam:** - -
Hit-Streak: 1, 2x, last 7/30	**SB:** 1, 7/30 vs. SEA		**Hit-Streak:** 1, 4x, last 7/30/15	**SB:** 1, 7/30/15 vs. SEA

PERSONAL: Jorge Luis Polanco...signed out of San Pedro de Macoris, Dominican Republic one day after 16th birthday July 6, 2009.

CAREER HIGHLIGHTS: Ranked sixth best prospect in Twins system by *Baseball America*, entering 2016...made major league debut June 26, 2014 at Los Angeles-AL, at 20 years and 356 days old, becoming the youngest Twin to debut since Joe Mauer at 20 years, 352 days in 2004...named Southern League All-Star in 2015...ranked eighth best prospect and best strike-zone discipline in Twins system by *Baseball America* entering 2015, and best defensive shortstop in Florida State League by *Baseball America.*

2015:

- Optioned from Twins spring training to Double-A Chattanooga March 15.
- Hit second career grand slam in second game April 10 at Montgomery.
- Hit safely in season-high nine straight games May 22-June 2, hitting .390 (16-for-41) in that span.
- Hit .364 (40-for-110) with four doubles, one triple, one home run, 15 RBI and 19 runs scored in 26 May games.
- Recalled by Minnesota June 10 as Eddie Rosario was placed on Paternity List; optioned back after the game.
- Named Southern League All-Star and went 2-for-2 with a run scored as a reserve for the North Division.
- Promoted to Triple-A Rochester July 4.
- Recorded four hits twice on season, once with Chattanooga May 10 vs. Jacksonville and once with Rochester July 12 at Syracuse.
- Recalled by Minnesota again July 29 as Trevor Plouffe was placed on Paternity List; optioned to Chattanooga July 31.
- Hit .323 (21-for-65) against left-handed pitching at Chattanooga and .283 (93-for-329) against right-handed pitching.
- Played 102 minor league games at shortstop and eight games at second base.
- Ranked sixth best prospect in Twins system by *Baseball America*, entering 2016...also ranked 14th best prospect in Southern League by same publication.

2014: Optioned from Twins spring training to Single-A Ft. Myers March 9...hit .327 (32-for-98) with six doubles, two home runs, 15 RBI and 20 runs scored in 25 April games...hit safely in 16 straight games May 1-19...named Florida State League Player of the Week June 16-22, hitting .444 (12-for-27) with one double, one triple, one home run, three RBI and four runs scored in seven games...recalled by Minnesota June 26 when the Twins placed Yohan Pino on the DL...made major league debut June 26 at Los Angeles-AL, entering game as pinch hitter and drawing a walk on four pitches, eventually coming around to score...at 20 years and 356 days old, he became the youngest Twin to debut since Joe Mauer at 20 years, 352 days...recorded first major league hit and RBI June 27 at Texas, hitting a two-run triple off Joakim Soria...according to Stats, LLC, he became the third player in Twins history to record a triple as first major league hit and the first since Jimmie Hall on April 16, 1963; the first was Bernie Allen on April 10, 1962 vs. the Kansas City A's...optioned to Single-A Ft. Myers June 30 when the Twins activated Trevor Plouffe...recorded five-hit game for Miracle July 18 at Daytona...recalled again for a day July 24 when the Twins traded Kendrys Morales to Seattle; optioned to New Britain July 25...hit first Double-A home run August 27 at Binghamton...hit .347 (25-for-72) with three doubles, 13 RBI, 11 runs scored and a .413 on-base percentage in his final 19 games for Rock Cats...ranked eighth best prospect and best strike-zone discipline in Twins system by *Baseball America* entering 2015...also best defensive shortstop in Florida State League by *Baseball America.*

2013: Played entire season with Single-A Cedar Rapids and hit two-run homer in first at-bat of the season April 4 vs. Beloit...hit .341 (30-for-88) in 22 April games, highest monthly average in 2013; hit safely in 17 of the 22 games with nine being multi-hit games...named Twins minor league Player of the Week May 3, batting .429 (12-for-28) with three doubles and 10 RBI in seven games...named Midwest League Midseason All-Star... named Twins minor league Player of the Week June 28, recording 11 RBI in five games June 22-27, hitting .500 (12-for-24) during that span... ended season with 12-game hitting streak August 6-September 2, hitting .327 (16-for-49) with six doubles in that span...finished the season sixth

in the Midwest League in batting average (.308)...ranked 20th best prospect in Midwest League...played for Leones del Escogido in the Dominican Winter League following the season...added to Twins 40-man roster November 20...named shortstop on MiLB.com Twins organizational All-Star team...named 10th best prospect and best strike-zone discipline in the Twins system by *Baseball America* entering 2014.

2012: Spent entire season with Rookie Elizabethton...named second baseman on MiLB.com Twins organizational All-Star team.

2011: Played entire season with GCL Twins...ranked 28th best prospect in Twins organization by *Baseball America* entering 2012.

2010: Began season in the Dominican Summer League...transferred to GCL July 5...rated best defensive infielder in the Twins system by *Baseball America* for the second consecutive season...ranked 17th best prospect in Twins organization by *Baseball America* entering 2011.

2009: Rated best defensive infielder in the Twins system by *Baseball America* entering 2010.

PROFESSIONAL: Signed by Twins as undrafted free agent July 6, 2009; signed by scout Fred Guerrero.

POLANCO'S PLAYING RECORD

YEAR	CLUB	AVG	G	AB	R	H	2B	3B	HR	RBI	SH	SF	HBP	BB	SO	SB	CS	E	OBP
2010	DSL Twins	.250	18	60	5	15	2	0	0	7	0	2	0	6	9	1	3	12	.309
	GCL Twins	.223	34	103	12	23	5	0	1	12	2	2	0	12	9	2	4	7	.299
2011	GCL Twins	.250	51	172	21	43	8	3	1	16	2	1	3	15	24	6	4	13	.319
2012	Elizabethton	.318	51	173	35	55	15	2	5	27	3	5	3	20	26	6	3	8	.388
2013	Cedar Rapids	.308	115	465	76	143	32	10	5	78	3	10	3	42	59	4	4	18	.362
2014	Ft. Myers	.291	94	378	61	110	17	6	6	45	1	6	1	46	60	10	8	26	.364
	New Britain	.281	37	146	13	41	6	0	1	16	2	0	0	9	28	7	3	12	.323
	MINNESOTA	**.333**	**5**	**6**	**2**	**2**	**1**	**1**	**0**	**3**	**0**	**0**	**0**	**2**	**2**	**0**	**0**	**0**	**.500**
2015	Chattanooga	.289	95	394	55	114	17	3	6	47	0	2	0	35	63	18	10	20	.346
	Rochester	.284	22	88	7	25	6	0	0	6	0	2	0	4	10	1	0	8	.309
	MINNESOTA	**.300**	**4**	**10**	**1**	**3**	**0**	**0**	**0**	**1**	**0**	**0**	**0**	**2**	**1**	**1**	**0**	**2**	**.417**
Minor League Totals		**.288**	**517**	**1979**	**285**	**569**	**108**	**24**	**25**	**254**	**13**	**30**	**10**	**189**	**288**	**55**	**39**	**123**	**.348**
Major League Totals		**.313**	**9**	**16**	**3**	**5**	**1**	**1**	**0**	**4**	**0**	**0**	**0**	**4**	**3**	**1**	**0**	**2**	**.450**

POLANCO'S CAREER FIELDING RECORD

POSITION	PCT	G	PO	A	E	TC	DP	PB
Shortstop	.923	8	6	18	2	26	5	—

CYCLE PERFORMANCES

TWINS

PLAYER	DATE	TEAM	AT-BATS	INN	SCORE	PITCHERS
Rod Carew	5-20-70	at Kansas City	5	9	10-5	Johnson-Fitzmorris
Cesar Tovar	9-19-72	Texas	5	9	5-3	Bosman-Lindblad
Larry Hisle	6-4-76	at Baltimore	5	10	8-6	Alexander-Flanagan
Lyman Bostock	7-24-76	at Chicago-AL	4	9	17-2	Vuckovich-Knapp-Odom
Mike Cubbage	7-27-78	Toronto	4	9	6-3	Clancy-Garvin
Gary Ward	9-18-80	at Milwaukee	4	9	8-9	Caldwell-Cleveland
Kirby Puckett	8-1-86	Oakland	5	9	10-1	Young-Akerfelds
Carlos Gomez	5-7-08	at Chicago-AL	6	9	13-1	Buehrle-Wasserman
Jason Kubel	4-17-09	Los Angeles-AL	5	9	11-9	Moseley-Rodriguez-Bulger
Michael Cuddyer	5-22-09	Milwaukee	5	9	11-3	Parra-DiFelice-Julio

OPPONENTS

PLAYER	DATE	TEAM	AT-BATS	INN	SCORE	PITCHERS
Fred Patek	7-9-71	Kansas City	5	9	3-6	Perry
Fred Lynn	5-13-80	at Boston	5	9	5-10	Williams-Verhoeven-Marshall
Paul Molitor	5-15-91	Milwaukee	5	9	2-4	Tapani
Travis Hafner	8-14-03	Cleveland	5	9	3-8	Radke-Baldwin
Adrian Beltre	8-24-12	at Texas	4	9	0-8	Deduno-Waldrop

RYAN PRESSLY

HEIGHT/WEIGHT: 6-3/210
BATS/THROWS: R/R
BORN: 12/15/88 in Dallas, TX
OPENING DAY AGE: 27
RESIDES: Highland Village, TX
ACQUIRED: Rule 5 Draft from Boston, 12/6/12
M.L. SERVICE: 2 years, 53 days
CONTRACT STATUS: Signed thru 2016

RHP 57

GAME HIGHS	2015		CAREER	
	IP: 2.2, 5/3 vs. CWS	**Walks:** 3, 6/6 vs. MIL	**IP:** 4.0, 5/8/13 at BOS	**Walks:** 3, 6/6/15 vs. MIL
	SO: 3, 2x, last 5/6 vs. OAK	**CG:** - -	**SO:** 4, 8/9/14 at OAK	**CG:** - -
	Win-Streak: 2, 5/30-31	**Low-Hit:** - -	**Win-Streak:** 2, 3x, last 5/30-31/15	**Low-Hit:** - -

PERSONAL: Thomas Ryan Pressly...2007 graduate of Marcus (TX) High School...attended Carrollton American Heritage Academy for first three years of high school as pitcher and shortstop, leading the conference in 23 different offensive categories...transferred to Marcus High School for senior year...played baseball and football (defensive back) there...was tackled and suffered torn ACL during senior season, ending football career...received scholarship to play baseball at Texas Tech but elected to play professional baseball.

CAREER HIGHLIGHTS: Leads Twins in fewest home runs allowed (8) with a minimum 100.0 IP since 2013...appeared in 49 games in 2013, tied for eighth most for a rookie in club history; pitched 76.2 innings, sixth most for a rookie reliever in club history...Twins are his second organization (Boston, 2008-12), after being drafted by Red Sox in 11th round of 2007 First-Year Player Draft...selected by Twins in major league phase of Rule 5 Draft at Winter Meetings in 2012 (4th overall)...is one of four Rule 5 selections for the Twins since 2010 (all pitchers — J.R. Graham 2014, Terry Doyle 2011 and Scott Diamond 2010).

2015:

- Optioned from Twins spring training to Triple-A Rochester March 21.
- Appeared in seven games for the Red Wings and was recalled by Minnesota May 1 when Tim Stauffer was placed on disabled list.
- Earned win in his first appearance, tossing a season-high 2.2 scoreless innings May 3 vs. Chicago-AL.
- Posted 2.84 ERA (12.2 IP, 4 ER) in 12 June games.
- Did not allow a home run on the season, one of two pitchers in baseball with a minimum of 25.0 innings pitched to not allow a homer, St. Louis' Adam Wainwright being the other.
- Placed on 15-day disabled list July 6 with right lat strain and did not return...transferred to 60-day disabled list August 3 when the Twins selected contract of Tyler Duffey from Rochester.

2014: Optioned from Twins spring training to Triple-A Rochester March 24...posted 2.04 ERA (17.2 IP, 4 ER) with one save in nine May games...recorded at least one strikeout in 24 straight games April 26-July 8, fanning 45 in 42.1 innings during that time...did not allow a home run in first 25 appearances (43.0 IP) April 6-June 20; first home run allowed was to Jose Pirela June 24 at Scranton/Wilkes-Barre...converted six of seven save opportunities for the Red Wings...recalled July 24 and spent rest of season with Minnesota...eight of first nine appearances for the Twins were scoreless July 24-August 15, posting a 0.75 ERA in that span...combined to go 3-4, 2.94 ERA (88.2 IP, 29 ER) with 29 walks and 77 strikeouts in 60 games between Rochester and Minnesota.

2013: Spent entire season on Twins roster, his first with a major league club...made major league debut April 4 vs. Detroit, tossing 1.0 scoreless inning with one hit allowed and one strikeout...earned first major league win May 8 at Boston, tossing a career-high 4.0 scoreless innings with two hits allowed...did not allow a home run in first 23 appearances (34.0 IP) April 4-June 22; allowed first home run June 26 at Miami to Placido Polanco...posted a 1.20 ERA (30.0 IP, 4 ER) in first 21 games April 4-June 14 with opponents hitting .200 (22-for-110)...posted ERA's of 1.69 (10.2 IP, 2 ER) in seven April games and 1.10 (16.1 IP, 2 ER) in 10 May games...appeared in 49 games, tied for eighth most for a rookie in club history; pitched 76.2 innings, sixth most for a rookie reliever in club history...ranked 10th among AL rookies in innings pitched, first among relievers, and third among all MLB relievers...tied for fifth among AL rookies in appearances.

2012: Started season with Single-A Salem (Boston)...promoted to Double-A Portland July 15...held right-handed batters to a .190 average (11-for-58)...combined to go 7-5, 5.38 ERA (103.2 IP, 62 ER) with 36 walks and 82 strikeouts in 34 games (12 starts) between both levels...pitched for Surprise Saguaros in the Arizona Fall League, going 0-0, 3.86 ERA (14.0 IP, 6 ER) with one save, one walk and 18 strikeouts in 10 games...selected by Minnesota in the major league phase of the Rule 5 Draft (4th overall) December 6, 2012.

2011: Spent entire season with Single-A Salem (Boston)...went 3-0, 2.33 ERA (19.1 IP, 5 ER) in four April starts...tossed at least 5.0 innings in 17 of 26 games...tied for first in Carolina League in starts (26)...led Salem in innings pitched (130.0).

2010: Spent entire season with Single-A Greenville (Boston)...tied for second on the club in starts (24)...ranked seventh among Red Sox minor leaguers in ERA (3.72).

2009: Spent entire season with Single-A Lowell (Boston)...led club in strikeouts-per-9.0 IP (9.65)...tied for first on the club in strikeouts (64), and tied for second in wins (6)...made one playoff appearance, allowing one run in 3.0 innings pitched.

2008: Spent first professional season with GCL Red Sox, going 1-4, 3.79 ERA (40.1 IP, 17 ER) in 10 relief appearances...went 0-4, 4.21 ERA (36.1 IP, 17 ER) in nine starts.

PROFESSIONAL: Selected by Boston in 11th round of 2007 First-Year Player Draft; signed by scout Jim Robinson.

PRESSLY'S PITCHING RECORD

YEAR	CLUB	W-L	ERA	G	GS	CG	SH	SV	IP	H	R	ER	HR	HB	BB	SO	WP	BK	BAA
2008	GCL Red Sox	1-4	3.79	10	9	0	0	0	40.1	41	18	17	2	3	21	34	4	0	.277
2009	Lowell	6-4	3.17	13	11	0	0	0	59.2	48	22	21	1	2	25	64	7	0	.220
2010	Greenville	5-7	3.72	26	24	0	0	0	113.2	110	55	47	9	5	43	96	5	0	.256
2011	Salem	6-11	4.50	26	26	0	0	0	130.0	125	84	65	9	13	53	72	11	0	.251
2012	Salem	5-3	6.28	20	12	0	0	0	76.0	86	58	53	9	4	26	61	10	0	.287
	Portland	2-2	2.93	14	0	0	0	0	27.2	23	9	9	2	0	10	21	2	0	.232
2013	**MINNESOTA**	**3-3**	**3.87**	**49**	**0**	**0**	**0**	**0**	**76.2**	**71**	**37**	**33**	**5**	**0**	**27**	**49**	**7**	**0**	**.251**
2014	Rochester	1-4	2.98	35	0	0	0	6	60.1	55	25	20	1	1	21	63	6	0	.238
	MINNESOTA	**2-0**	**2.86**	**25**	**0**	**0**	**0**	**0**	**28.1**	**30**	**10**	**9**	**3**	**1**	**8**	**14**	**1**	**0**	**.278**
2015	Rochester	0-2	4.50	7	0	0	0	0	10.0	6	7	5	1	0	6	15	3	0	.176
	MINNESOTA	**3-2**	**2.93**	**27**	**0**	**0**	**0**	**0**	**27.2**	**27**	**9**	**9**	**0**	**0**	**12**	**22**	**2**	**0**	**.257**
Minor League Totals		**26-37**	**4.12**	**151**	**82**	**0**	**0**	**6**	**517.2**	**494**	**278**	**237**	**34**	**28**	**205**	**426**	**48**	**0**	**.252**
Major League Totals		**8-5**	**3.46**	**101**	**0**	**0**	**0**	**0**	**132.2**	**128**	**56**	**51**	**8**	**1**	**47**	**85**	**10**	**0**	**.258**

PRESSLY'S CAREER FIELDING RECORD

POSITION	PCT	G	PO	A	E	TC	DP	PB
Pitcher	.966	101	9	19	1	29	3	—

ROBERTO CLEMENTE AWARD

Since 1971, Major League Baseball has annually presented an award that recognizes a player who best exemplifies the game of baseball through sportsmanship, community involvement and positive contributions to his team.

In 1973, following the tragic death of Roberto Clemente, the award was named to honor the man whose spirit and goodwill will always be remembered. The 12-time All-Star and Hall of Famer was killed in a plane crash in 1972 delivering food and medical supplies to earthquake victims in Nicaragua. The award recognizes those individuals who truly understand the value of helping others.

A panel of baseball dignitaries, including Vera Clemente and the Commissioner, annually selects the winner from a list of 30 candidates, one from each Major League Baseball Club. The winner of the national Roberto Clemente Award is announced during a pre-game ceremony at the World Series. Past winners include Jamie Moyer, Jim Thome, Rod Carew (Twins - 1977), Dave Winfield (Twins - 1994), Kirby Puckett (Twins - 1996), Curt Schilling, Al Leiter, Tony Gwynn, Willie Mays, Ozzie Smith, Derek Jeter, Albert Pujols, John Smoltz, and Cal Ripken, Jr.

The 2015 Minnesota Twins Roberto Clemente Award nominee was Torii Hunter. Last season's winner was Pittsburgh's Andrew McCutchen.

CARLOS QUENTIN

HEIGHT/WEIGHT: 6-1/235
BATS/THROWS: R/R
BORN: 8/28/82 in Bellflower, CA
OPENING DAY AGE: 33
RESIDES: San Diego, CA
ACQUIRED: Signed as minor league free agent 2/2/16
M.L. SERVICE: 8 years, 74 days
CONTRACT STATUS: Signed thru 2016

OF 17

NON-ROSTER INVITE

2008 '11 | 2008

2015		GAME HIGHS	CAREER	
Hits: - -	**HR:** - -		**Hits:** 4, 5x, last 4/6/11 at KC	**HR:** 3, 5/24/11 at TEX
RBI: - -	**Grand Slam:** - -		**RBI:** 6, 4/14/10 at TOR	**Grand Slam:** 4, last 7/11/10 vs. KC
Hit-Streak: - -	**SB:** - -		**Hit-Streak:** 12, 5/29–6/10/11	**SB:** 1, 16x, last 6/11/11 vs. OAK

PERSONAL: Carlos Jose Quentin...wife, Jeane...son, Clarke, and a daughter, Cosette...graduate of University High School in San Diego, where he set school records in home runs and RBI, was the league Defensive Player of the Year in football and a member of the state champion basketball team...was high school basketball teammates with Mark Prior and Luke Walton...honored by the San Diego Hall of Champions as a 2008 Star of the Year...attended Stanford University, where he was one of five finalists for the 2003 Golden Spikes Award...helped the Cardinal advance to the College World Series in 2001-03, including the finals in 2003...earned All-America honors from *Baseball America*, Collegiate Baseball and USA Today/Baseball Weekly...named the 2001 Pac-10 Freshman of the Year.

CAREER HIGHLIGHTS: Twins are his sixth organization: Arizona (2004-07), Chicago-AL (2008-11), San Diego (2012-14), Atlanta (2015) and Seattle (2015)...traded three times in career: Arizona to Chicago-AL in December 2007, Chicago-AL to San Diego in December 2011, and San Diego to Atlanta in April 2015...named AL All-Star in 2008 and 2011...earned Louisville Slugger Silver Slugger Award in 2011...finished fifth in AL MVP voting in 2008 (160 points)...led baseball in HBP in 2011 (23) and tied for first in 2012 (17)...ranked second in AL in home runs (36) in 2008...ranked ninth in AL in home runs (107) from 2008-11 and 13th in slugging percentage (.505) in that span.

2015:

- Was in Padres Spring Training but traded to Atlanta April 5, along with outfielders Cameron Maybin and Jordan Paroubeck, right-hander Matt Wisler and a 2015 competitive balance round A pick, in exchange for right-handed pitcher Craig Kimbrel and outfielder Melvin Upton, Jr.
- Did not play for Atlanta and was released April 14.
- Signed with Seattle's organization April 22 and reported to Triple-A Tacoma.
- Played five games with the Rainiers and was released May 1.

2014: Missed the first 39 games of the season after suffering a bone bruise in his left knee during Spring Training...hit .345 (10-for-29) with a double, two home runs, six RBI and six walks in 12 May games after being reinstated from the disabled list...missed final 58 games of the season starting July 27 after he was placed on the 60-day disabled list with left knee soreness...limited to a career-low 50 games after two stints on the disabled list.

2013: Began second season with San Diego...ejected April 11 vs. Los Angeles-NL for charging the mound after being hit-by-pitch (Zack Greinke)...served an eight-game suspension April 14-22...missed three games after the birth of his first born child, a baby boy, Clarke, on May 15...placed on paternity leave for just one game (May 18)...hit .328 (59-for-180) over a 50-game stretch May 24-July 27, with 15 doubles, nine home runs, 29 RBI, 30 runs scored, a .403 on-base percentage and a .561 slugging percentage...his .328 average over that stretch ranked eighth-best among qualifying National Leaguers while his .964 OPS ranked fourth-best...played last game of the season on July 30, missing the remainder of the year due to a right knee injury...officially placed on the 15-day disabled list August 10 with a right knee sprain...underwent surgery on that knee September 3.

2012: Spent first season with San Diego after being traded December 31, 2011, in exchange for left-handed pitcher Pedro Hernandez and right-handed pitcher Simon Castro...began season on 15-day disabled list after undergoing surgery on right knee on March 19; reinstated May 28...hit five home runs through first six games, becoming the only player to ever hit more than three home runs through his first six games as a Padre (Elias)...hit nine extra-base hits (4 doubles, 5 home runs) in first six games with Padres, the most by any player in their first six games with a new team since 1921 (Stats, LLC)...signed three-year contract extension through 2015 July 22...tied for first in baseball in hit-by-pitch (17); also, Prince Fielder and Kevin Youkilis...set a new club record in HBP, passing previous mark of 15 by Kevin Kouzmanoff in 2008.

2011: Drove in five runs, going 3-for-4 on Opening Day at Cleveland, tying Sammy Sosa (1991) for second most by a White Sox player on Opening Day (Minoso, six in 1951)...hit 100th career home run April 16 vs. Los Angeles-AL...hit three home runs May 24 at Texas, becoming the 13th player in White Sox history to hit three in a game...named to second career AL All-Star team...placed on 15-day disabled list August 27-September 12 with a sprained AC joint in left shoulder and appeared in one of White Sox final 37 games...led the AL in hit-by-pitch (23) and tied a club-record (Minnie Minoso, 1956)...reached 20-home run mark for fourth consecutive season.

2010: Appeared in a career-high 131 games in his third season with the White Sox...named AL Player of the Week for June 21-27, hitting .389 (7-for-18) with four homers and 11 RBI...ranked second in the AL in hit-by-pitch (20)...tied for ninth in the AL with a 17.42 home run-per-at-bat...20 of his 26 homers came against right-handed pitching, and 19 of them came prior to the All-Star break...hit six home runs over four games from July 5-11, establishing a club record (missed July 6-8 with a sore knee)...reached the 25-homer mark for the second time in his career.

2009: Spent second season with Chicago-AL...placed on 15-day disabled list May 29-July 19 due to plantar fasciitis in his left foot, missing 45 team games...hit 21 home runs despite his time on the DL, reaching the 20-homer mark for the second consecutive season...homered in back-to-back games six times, including three straight games on two occasions.

2008: Spent first season with Chicago-AL after being acquired via trade with Arizona December 3, 2007, in exchange for first baseman Chris Carter...named MLB's "Clutch Performer of the Month" for May after hitting .290 with seven homers and 27 RBI...named to first All-Star Game as a reserve outfielder...hit by a pitch in a major league-record six straight games August 7-14...had season cut short after sustaining a fractured wrist September 1 at Cleveland...underwent surgery September 8 to insert a screw into the wrist (performed by Dr. Cohen, Dr. Fernandez and Dr. Bush-Joseph)...established career highs in hits (138), home runs (36), RBI (100), runs scored (96), on-base percentage (.394) and slugging percentage (.571)...led AL in home run ratio (13.33 AB/HR) and ranked second in home runs, slugging percentage, hit-by-pitch (20)...ranked third in OPS (.965) and tied for fourth with 28 go-ahead RBI...finished fifth in AL MVP voting...received Silver Slugger award and was selected to The Sporting News AL All-Star team.

2007: Began season on Arizona's 15-day disabled list with a tear in his left labrum and rotator cuff; reinstated April 16...recorded first career multi-homer game May 12 vs. Colorado...underwent surgery on left shoulder October 9 in Phoenix...made 63 starts in rightfield and one in leftfield for the Diamondbacks.

2006: Spilt the season between Triple-A Tucson and Arizona...ranked fourth in the PCL in on-base percentage (.424) and led the league in hit-by-pitches (31)...contract selected from Tucson July 20 and made his debut that night vs. Los Angeles-NL, going 1-for-4, homering off Mark Hendrickson for first major league hit.

2005: Spent season with Triple-A Tucson (Arizona)...ranked fourth in the PCL in both walks (72) and games (136) and was second among all minor leaguers in hit-by-pitch (29)...ranked Arizona's second best prospect by *Baseball America*, entering 2006.

2004: Combined to hit .332 (150-for-543) with 33 doubles, one triple, 21 home runs, 89 RBI and 103 runs scored between Single-A Lancaster and Double-A El Paso (Arizona)...named the Diamondbacks organization's Player of the Year...named Arizona's top prospect by *Baseball America* entering 2005.

2003: Missed entire season after undergoing "Tommy John" surgery on right elbow.

PROFESSIONAL: Selected by Arizona in first round (29th overall) of 2003 First-Year Player Draft; signed by scout Fred Costello.

QUENTIN'S PLAYING RECORD

YEAR	CLUB	AVG	G	AB	R	H	2B	3B	HR	RBI	SH	SF	HBP	BB	SO	SB	CS	E	OBP
2003								DID NOT PLAY - INJURED											
2004	Lancaster	.310	65	242	64	75	14	1	15	51	0	3	27	25	33	5	1	2	.428
	El Paso	.357	60	210	39	75	19	0	6	38	0	2	16	18	23	0	6	2	.443
2005	Tucson	.301	136	452	98	136	28	4	21	89	0	8	29	72	71	9	1	1	.422
2006	Tucson	.289	85	318	66	92	30	3	9	52	0	2	31	45	46	5	0	3	.424
	ARIZONA	**.253**	**57**	**166**	**23**	**42**	**13**	**3**	**9**	**32**	**1**	**1**	**8**	**15**	**34**	**1**	**0**	**2**	**.342**
2007	Tucson	.348	33	115	30	40	12	1	4	27	0	2	9	9	14	0	1	3	.430
	ARIZONA	**.214**	**81**	**229**	**29**	**49**	**16**	**0**	**5**	**31**	**1**	**4**	**11**	**18**	**54**	**2**	**2**	**1**	**.298**
2008	**CHICAGO-AL**	**.288**	**130**	**480**	**96**	**138**	**26**	**1**	**36**	**100**	**0**	**3**	**20**	**66**	**80**	**7**	**3**	**7**	**.394**
2009	Kannapolis	.333	2	3	0	1	1	0	0	1	0	0	0	2	0	0	0	0	.600
	Charlotte	.378	12	37	10	14	3	0	1	9	0	1	2	5	2	0	0	0	.467
	CHICAGO-AL	**.236**	**99**	**351**	**47**	**83**	**14**	**0**	**21**	**56**	**0**	**2**	**15**	**31**	**52**	**3**	**0**	**2**	**.323**
2010	**CHICAGO-AL**	**.243**	**131**	**453**	**73**	**110**	**25**	**2**	**26**	**87**	**0**	**4**	**20**	**50**	**83**	**2**	**2**	**8**	**.342**
2011	**CHICAGO-AL**	**.254**	**118**	**421**	**53**	**107**	**31**	**0**	**24**	**77**	**0**	**5**	**23**	**34**	**84**	**1**	**1**	**1**	**.340**
2012	Tucson	.286	5	14	5	4	0	0	1	4	0	0	1	2	3	0	0	0	.412
	Lake Elsinore	.429	4	14	3	6	1	0	1	5	0	0	1	0	2	0	0	0	.467
	SAN DIEGO	**.261**	**86**	**284**	**44**	**74**	**21**	**0**	**16**	**46**	**0**	**3**	**17**	**36**	**41**	**0**	**1**	**3**	**.374**
2013	**SAN DIEGO**	**.275**	**82**	**276**	**42**	**76**	**21**	**0**	**13**	**44**	**0**	**4**	**9**	**31**	**55**	**0**	**0**	**1**	**.363**
2014	El Paso	.250	3	8	1	2	0	0	1	1	0	0	0	0	0	0	0	0	.250
	Lake Elsinore	.100	4	10	1	1	0	0	0	0	0	0	0	3	2	0	0	0	.308
	SAN DIEGO	**.177**	**50**	**130**	**9**	**23**	**6**	**0**	**4**	**18**	**0**	**4**	**4**	**17**	**33**	**0**	**0**	**0**	**.284**
2015	Tacoma	.176	5	17	2	3	1	0	0	1	0	0	2	0	2	0	0	0	.263
Minor League Totals		**.312**	**414**	**1440**	**319**	**449**	**109**	**9**	**59**	**278**	**0**	**18**	**118**	**181**	**198**	**19**	**9**	**11**	**.426**
National League Totals		**.243**	**356**	**1085**	**147**	**264**	**77**	**3**	**47**	**171**	**2**	**16**	**49**	**117**	**217**	**3**	**3**	**7**	**.339**
American League Totals		**.257**	**478**	**1705**	**269**	**438**	**96**	**3**	**107**	**320**	**0**	**14**	**78**	**181**	**299**	**13**	**6**	**9**	**.352**
Major League Totals		**.252**	**834**	**2790**	**416**	**702**	**173**	**6**	**154**	**491**	**2**	**30**	**127**	**298**	**516**	**16**	**9**	**25**	**.347**

QUENTIN'S CAREER FIELDING RECORD

POSITION	PCT	G	PO	A	E	TC	DP	PB
Outfield	.980	719	1226	26	25	1277	6	—

QUENTIN'S ALL-STAR GAME RECORD

YEAR	HOST	AVG	G	AB	R	H	2B	3B	HR	RBI	SH	SF	HBP	BB	SO	SB	CS	E	OBP
2008	New York-AL	.000	1	4	0	0	0	0	0	0	0	0	0	0	1	0	0	0	.000
2011	Arizona	.000	1	2	0	0	0	0	0	0	0	0	0	0	0	0	0	0	.000
Totals		**.000**	**2**	**6**	**0**	**0**	**0**	**0**	**0**	**0**	**0**	**0**	**0**	**0**	**1**	**0**	**0**	**0**	**.000**

JAKE REED

HEIGHT/WEIGHT: 6-2/190
BATS/THROWS: R/R
BORN: 9/29/92 in Tucson, AZ
OPENING DAY AGE: 23
RESIDES: La Mesa, CA
ACQUIRED: 5th round, 2014 First-Year Player Draft
M.L. SERVICE: None
CONTRACT STATUS: Signed thru 2016

@JAKEYREEDS

NON-ROSTER INVITE

RHP 79

PERSONAL: Jacob Hubert Reed...2011 graduate of Heliz High School in La Mesa, CA, where he was a three sport athlete...went 9-1 with a 0.63 ERA and 90 strikeouts in 67.0 innings pitched as a senior...played football as a senior and helped Helix to the CIF San Diego Section Division II semifinals and Grossmont Hills League championship with an 11-0 record as the team's kicker...in 2009 as a quarterback for Helix, passed for 1,691 yards with 15 touchdowns...also played basketball for two seasons at Helix.

2015:

- Began season with Double-A Chattanooga.
- Went 4-4, 6.32 ERA (47.0 IP, 33 ER) with 21 walks and 39 strikeouts in 35 games for the Lookouts...ranked second on Lookouts in games.
- Transferred to Single-A Ft. Myers August 8.
- Held opponents scoreless in eight of nine appearances for the Miracle, allowing just two unearned runs August 19 at Charlotte.
- Combined to go 5-4, 5.01 ERA (59.1 IP, 33 ER) with two saves, 22 walks and 46 strikeouts in 44 games between both levels combined.
- Pitched for Scottsdale in the Arizona Fall League, going 1-0, 0.00 (10.2 IP) with three saves, four walks and 10 strikeouts in 10 games... ranked tied for second in the AFL in games and tied for third in saves.
- Named 20th best prospect in Twins system by *Baseball America*, entering 2016.

2014: Began season with Rookie Elizabethton...made four appearances, earning three saves and allowing just one hit...transferred to Single-A Cedar Rapids July 7...named Twins minor league Player of the Week August 22 after going 1-0, 0.00 (4.0 IP) with two saves, no hits, no walks and six strikeouts in three appearances...played for Salt River in the Arizona Fall League going 1-0, 0.71 ERA (12.2 IP, 1 ER) with one save, 10 strikeouts and three walks in 10 appearances...named an AFL Rising Star following the season...named the 19th best prospect in the Twins system by *Baseball America* entering 2015.

AMATEUR CAREER: Attended the University of Oregon for three seasons from 2012-14, going 18-11, 3.01 (251.0 IP, 84 ER) with 87 walks, 166 strikeouts and 13 saves in 65 career games (34 starts)...named a 2012 Louisville Slugger Freshman All-American...converted to closer for his junior season after making 34 straight starts as a freshman and sophomore...as Ducks closer in 2014, went 4-1 with 13 saves, a 1.95 ERA (37.0 IP, 8 ER), 14 walks and 34 strikeouts in 31 appearances as a junior.

PROFESSIONAL: Selected by Twins in fifth round of 2014 First-Year Player Draft; signed by scout Trevor Brown...originally drafted by Chicago-AL in 40th round of 2011 First-Year Player Draft, but did not sign and elected to play collegiately at University of Oregon.

REED'S PITCHING RECORD

YEAR	CLUB	W-L	ERA	G	GS	CG	SH	SV	IP	H	R	ER	HR	HB	BB	SO	WP	BK	BAA
2014	Elizabethton	0-0	0.00	4	0	0	0	3	6.0	1	0	0	0	0	0	8	0	0	.053
	Cedar Rapids	3-0	0.36	16	0	0	0	5	25.0	10	2	1	0	1	3	31	0	0	.116
2015	Ft. Myers	1-0	0.00	9	0	0	0	1	12.1	8	2	0	0	0	1	7	0	0	.195
	Chattanooga	4-4	6.32	35	0	0	0	1	47.0	55	43	33	3	6	21	39	3	0	.289
Minor League Totals		**8-4**	**3.39**	**64**	**0**	**0**	**0**	**10**	**90.1**	**74**	**47**	**34**	**3**	**7**	**25**	**85**	**3**	**0**	**.220**

PLAYER LIMITS

Major League rosters are limited to 25 active players from Opening Day through August 31, with the exception of any split or regular doubleheaders that aren't contained in the original schedule or created to reschedule games, in which case, teams can temporarily add a 26th player. Teams may expand their active rosters to as many as 40 players on September 1. During the course of the season, a team may place as many players as it wants on the 15-day disabled list, during which they must remain inactive for a minimum of 15 days (no maximum). Teams may also place as many players as they need to on the 60-day emergency disabled list, where they must remain for a minimum of 60 days, but only when the club is at the maximum of 40 players. Players carried on this list are not counted in 40-man roster limit. If placed or transferred there after 60 days prior to the final game of the season, the player must remain there through the postseason.

REYNALDO RODRIGUEZ

HEIGHT/WEIGHT: 6-0/195
BATS/THROWS: R/R
BORN: 7/2/1986 in Cartegena, Columbia
OPENING DAY AGE: 29
RESIDES: Cartegena, Columbia
ACQUIRED: Signed as minor league free agent, 12/7/12
M.L. SERVICE: None
CONTRACT STATUS: Signed thru 2016

OF/1B 53

NON-ROSTER INVITE

PERSONAL: Reynaldo A. Rodriguez...originally signed by the Yankees in 2003 as a 17-year-old from Cartegena, Bolivar, Columbia...Minnesota marks his third organization (New York, 2006-07 and Boston, 2010-12); signed with Minnesota in December of 2012...also played 74 games of Independent Baseball with Yuma in 2009 of the Golden Baseball League in San Ramon, CA.

2015:

- Spent entire season with Triple-A Rochester and was Red Wings primary first baseman.
- Hit safely in a season-long 12 straight games April 15-27, hitting .429 (18-for-42) with seven extra-base hits and eight RBI during the stretch.
- Hit grand slam July 10 at Syracuse, his first since 2010 with Greenville.
- Named International League Player of the Week August 2, hitting .385 (10-for-26) with four doubles, one triple, two home runs, five RBI, six runs scored, one stolen base and four multi-hit games for the Red Wings.
- Named International League Postseason All-Star.
- Played 94 games (93 starts) at first base and 33 games (31 starts) in the outfield for Rochester.
- Hit .309 (42-for-136) against left-handed pitching and .235 (86-for-366) against right-handed pitching.
- Led the Red Wings in doubles (34), triples (7), extra-base hits (57), RBI (80), walks (39), runs scored (81), games (132) and total bases (224), and was second in home runs (16), hits (128) and stolen bases (13).
- Led the International League in runs scored, second in doubles, fourth in RBI, tied for fifth in triples, sixth in total bases, games and slugging percentage (.446).
- Named designated hitter/utility player on MiLB.com Twins organizational All-Star team.

2014: Began the season with Double-A New Britain...named the Twins minor league Player of the Week May 16, hitting .462 (12-for-26) with three home runs and six RBI in six games for the Rock Cats...named Eastern League Player of the Week June 30-July 6...named the Twins minor league Player of the Month for June, hitting .311 (32-for-103) with eight doubles, six home runs and 18 RBI in 27 games...named Mid- and Postseason Eastern League All-Star...named to the MiLB.com Organizational All-Star team...finished second in Twins organization in doubles (37), trailing only Trevor Plouffe (40); ranked fourth in runs (83), fifth in home runs (22), sixth in hits (137) and 11th in RBI (70)...finished second in the Eastern League in extra-base hits (132), tied for second in runs (81), and fifth in slugging (510).

2013: Signed with the Twins as a minor league free agent December 7, 2012...spent entire season with Double-A New Britain as the every day first baseman and led the Rock Cats in runs scored (70), doubles (33) and strikeouts (108)...led the Eastern League in extra-base hits (58), was third in doubles, fourth in home runs per at-bat (1 HR/19.76 AB), and fifth in slugging percentage (.482).

2012: Spent entire season in the Red Sox organization, splitting time between Double-A Portland and Triple-A Pawtucket...placed on the disabled list on two different occasions, both times due to a hand fracture...promoted to Pawtucket August 1 after playing 90 games for Portland.

2011: Split season between Single-A Salem and Double-A Pawtucket (Boston)...named to the Carolina League Mid- and Postseason All-Star teams...led Sox minor leaguers in doubles (39).

2010: Played for Single-A Greenville in first season in the Red Sox system...named South Atlantic League Player of the Week three-times...ranked second in SAL in OPS (.905) and third in slugging percentage (.518)...led Sox minor leaguers in slugging and was second in OPS.

2009: Named the Independent Golden League's Rookie of the Year...after the season, ranked by *Baseball America* as the top Independent League prospect...hit .303 (54-for-178) with six homers and 34 RBI in 52 games with Monteria in the Colombian Winter League.

2008: Did not play in a game and was released by the Yankees May 15...named MVP of Columbia Winter League.

2007: Played with both Dominican Summer League Yankees teams, combining to hit .349 (45-for-129) with eight doubles, seven triples, three home runs and 26 RBI in 34 games.

2006: Suffered an injury in his only game for the GCL Yankees April 5 and missed the duration of the season.

PROFESSIONAL: Originally signed by New York-AL as undrafted free agent, December 1, 2003.

RODRIGUEZ'S PLAYING RECORD

YEAR	CLUB	AVG	G	AB	R	H	2B	3B	HR	RBI	SH	SF	HB	BB	SO	SB	CS	E	OBP
2006	GCL Yankees	.200	1	5	1	1	0	0	0	0	0	0	0	1	1	0	0	0	.333
2007	DSL Yankees 2	.313	8	32	4	10	2	0	0	2	0	0	0	3	3	6	3	1	.371
	DSL Yankees 1	.361	26	97	20	35	6	7	3	24	1	1	1	8	6	3	2	0	.411
2009	Yuma (Ind.)	.335	74	284	44	95	13	6	6	48	3	2	4	18	44	18	3	7	.380
2010	Greenville	.281	85	278	44	78	20	2	14	59	1	4	12	39	57	12	4	9	.387
2011	GCL Red Sox	.000	1	2	0	0	0	0	0	0	0	0	0	0	1	0	0	0	.000
	Lowell	.333	4	15	4	5	0	0	1	2	0	0	0	3	5	1	0	0	.444
	Salem	.317	56	202	44	64	24	1	9	43	0	5	3	27	43	7	2	2	.397
	Portland	.253	49	186	25	47	15	1	8	32	0	0	4	9	48	6	0	7	.302
2012	Portland	.257	90	327	45	84	27	3	16	49	0	2	4	35	81	6	3	5	.334
	Pawtucket	.186	12	43	8	8	3	0	0	4	0	1	1	4	12	1	0	2	.265
2013	New Britain	.231	121	415	70	96	33	4	21	57	0	7	3	44	108	5	4	8	.305
2014	New Britain	.286	126	461	81	132	36	2	21	66	0	10	7	39	77	6	4	1	.344
	Rochester	.156	10	32	2	5	1	0	1	4	0	0	0	3	8	0	0	0	.229
2015	Rochester	.255	132	502	81	128	34	7	16	80	0	8	2	39	82	13	5	6	.307
Minor League Totals		**.267**	**721**	**2597**	**429**	**693**	**201**	**27**	**110**	**422**	**2**	**38**	**37**	**254**	**532**	**66**	**27**	**41**	**.336**
Independent League Totals		**.335**	**74**	**284**	**44**	**95**	**13**	**6**	**6**	**48**	**3**	**2**	**4**	**18**	**44**	**18**	**3**	**7**	**.380**

TWINS BIRTHDAYS

JANUARY	PLAYER (OPENING DAY AGE)
January 3, 1990	Alex Meyer (26)
January 5, 1989	Eduardo Escobar (27)
January 14, 1990	J.R. Graham (26)
January 15, 1991	Mitch Garver (25)
January 19, 1989	James Beresford (27)
January 19, 1993	Nick Burdi (23)
FEBRUARY	
February 2, 1989	Logan Darnell (27)
February 10, 1993	Max Kepler (23)
February 16, 1987	Tommy Milone (29)
February 20, 1985	Ryan Sweeney (31)
February 28, 1987	Aaron Thompson (29)
MARCH	
March 2, 1983	Glen Perkins (33)
March 5, 1988	Joe Benson (28)
March 26, 1991	Alex Swim (25)
March 30, 1985	Dan Runzler (31)
APRIL	
April 19, 1983	Joe Mauer (32)
April 30, 1988	Ryan O'Rourke (27)
MAY	
May 9, 1991	Oswaldo Arcia (24)
May 9, 1998	Buddy Boshers (27)
May 11, 1993	Miguel Sano (22)
May 13, 1991	John Ryan Murphy (24)
May 15, 1987	Brian Dozier (28)
May 16, 1986	Buck Britton (29)
May 18, 1994	Randy Rosario (21)
May 25, 1989	Pat Dean (26)
May 27, 1994	Jose Berrios (21)
JUNE	
June 11, 1994	Yorman Landa (21)
June 15, 1986	Trevor Plouffe (29)
June 15, 1987	Eduardo Nunez (28)
June 22, 1994	Engelb Vielma (21)
June 24, 1986	Phil Hughes (29)
June 28, 1991	Mason Melotakis (24)

JULY	PLAYER (OPENING DAY AGE)
July 1, 1991	Heiker Meneses (24)
July 2, 1986	Reynaldo Rodriguez (29)
July 5, 1993	Jorge Polanco (22)
July 10, 1986	Byung Ho Park (29)
July 26, 1984	Kevin Jepsen (31)
AUGUST	
August 1, 1984	Brandon Kintzler (31)
August 1, 1990	Kennys Vargas (25)
August 11, 1991	Wilfredo Tovar (24)
August 26, 1985	Darin Mastroianni (30)
August 28, 1982	Carlos Quentin (33)
August 31, 1989	John Hicks (26)
SEPTEMBER	
September 24, 1989	Carlos Paulino (26)
September 23, 1989	Trevor May (26)
September 28, 1991	Eddie Rosario (24)
September 29, 1992	Jake Reed (23)
OCTOBER	
October 4, 1983	Kurt Suzuki (32)
October 18, 1991	Adam Brett Walker (24)
October 21, 1983	Casey Fien (32)
October 23, 1987	Kyle Gibson (28)
NOVEMBER	
November 7, 1990	Danny Santana (25)
November 16, 1989	Juan Centeno (26)
November 17, 1988	Mike Strong (27)
November 19, 1989	Michael Tonkin (26)
DECEMBER	
December 3, 1990	J.T. Chargois (25)
December 12, 1982	Ervin Santana (33)
December 13, 1982	Ricky Nolasco (33)
December 15, 1988	Ryan Pressly (27)
December 17, 1985	Fernando Abad (30)
December 17, 1990	Taylor Rogers (25)
December 18, 1993	Byron Buxton (22)
December 27, 1990	Tyler Duffey (25)
December 27, 1991	Stuart Turner (24)

List includes non-roster invites

TAYLOR ROGERS

HEIGHT/WEIGHT: 6-3/170
BATS/THROWS: L/L
BORN: 12/17/90 in Littleton, CO
OPENING DAY AGE: 25
RESIDES: Littleton, CO
ACQUIRED: 11th round, 2012 First-Year Player Draft
M.L. SERVICE: None
CONTRACT STATUS: Signed thru 2016

LHP 55

PERSONAL: Taylor Allen Rogers...2009 graduate of Chatfield (CO) High School...attended University of Kentucky and pitched for three years from 2010-12, going 13-18, 5.35 ERA (249.0 IP, 148 ER) with 55 walks and 172 strikeouts in 45 games (42 starts)...has twin brother, Tyler, who was drafted by San Francisco in the 10th round of the 2013 First-Year Player Draft out of Austin Peay State University and is still in their organization.

2015:

- Was an invite to Twins spring training; reassigned to minor league camp March 15 and spent entire season with Triple-A Rochester.
- Pitched two 6.0-inning complete games, May 22 at Norfolk and July 10 at Syracuse, the fifth and sixth complete games of his professional career.
- Named International League All-Star, pitching 1.0 inning of relief with one walk July 15 at Omaha.
- Pitched 6.0-plus innings in 22 of 27 starts for Red Wings and 7.0-plus in nine starts...17 of 27 starts were quality starts.
- Held left-handed batters to a .177 (34-for-192) average and right-handers to a .326 (156-for-479) average at Rochester.
- Ranked second in minor league baseball in innings pitched (174.0), trailing only teammate Pat Dean (179.0)...ranked third in the organization in innings, trailing only Kyle Gibson (194.2) and Dean.
- Led the Red Wings staff in strikeouts (126) and tied for second in wins (11).
- Tied for first in the International League in starts (27), second in innings pitched and strikeouts, tied for second in complete games (2), and tied for third in wins.
- Pitched for Scottsdale in the Arizona Fall League, going 2-2, 2.88 ERA (25.0 IP, 8 ER) with 11 walks and 21 strikeouts in six starts...ranked second on Scorpions staff in innings pitched and strikeouts...tied for sixth in AFL in strikeouts and ranked 10th in innings pitched.
- Added to Twins 40-man roster November 20.
- Ranked 14th best prospect in Twins system by *Baseball America*, entering 2016.

2014: Spent entire season with Double-A New Britain...named Twins minor league Player of the Week June 27 after allowing one run and one walk in 8.0 innings pitched while striking out 11 June 25 vs. Altoona...named Eastern League Midseason All-Star...placed on 7-day disabled list with left biceps tendinitis July 20; reinstated August 9...named Twins minor league Pitcher of the Month in August, going 3-0, 0.64 ERA (28.0 IP, 2 ER) in five starts...held left-handed batters to a .217 (31-for-143) batting average and right-handers to a .285 (119-for-417) average...led the Rock Cats in innings pitched (145.0), wins (11), strikeouts (113) and was second in starts (24)...tied for third in the Eastern League in wins, fifth in strikeouts, sixth in innings pitched and ERA (3.29)...pitched for Salt River in the Arizona Fall League, going 0-0, 1.59 ERA (5.2 IP, 1 ER) in three games (2 starts)...named 15th best prospect in Twins system by *Baseball America* entering 2015.

2013: Started season with Single-A Cedar Rapids where he made three starts before being transferred to Single-A Ft. Myers to finish the season...named Twins minor league Player of the Week May 31, tossing 7.0 shutout innings in a win vs. Bradenton...placed on 7-day disabled list with left groin strain July 4; reinstated July 11...pitched first career complete game shutout July 18 at Dunedin, allowing one hit (2-out double in the sixth), eight strikeouts and two walks in 9.0 innings; named the Florida State League Pitcher of the Week following that outing July 22...named Twins minor league Pitcher of the Month in August, going 2-1, 0.89 ERA (40.1 IP, 4 ER) with 32 strikeouts in six starts...led Florida State League in complete games (3), tied for first in shutouts (2), second in ERA (2.55), second in fewest baserunners-per-9.0 innings (10.93), and third in wins (11)...named Florida State League Postseason All-Star...ranked 19th best prospect in Twins system by *Baseball America* entering 2014.

2012: Began first professional season with Rookie Elizabethton...spent second half of season with Single-A Beloit...combined to go 4-3, 2.27 ERA (63.1 IP, 16 ER) with 17 walks and 74 strikeouts in 15 games (10 starts) at both levels combined.

PROFESSIONAL: Selected by Twins in 11th round of 2012 First-Year Player Draft; signed by scout Rick Sellers...originally drafted by Baltimore in 37th round of 2009 First-Year Player Draft.

ROGERS' PITCHING RECORD

YEAR	CLUB	W-L	ERA	G	GS	CG	SH	SV	IP	H	R	ER	HR	HB	BB	SO	WP	BK	BAA
2012	Beloit	2-2	2.70	9	4	0	0	0	33.1	33	18	10	5	2	12	35	5	0	.248
	Elizabethton	2-1	1.80	6	6	0	0	0	30.0	20	7	6	2	3	5	39	0	0	.187
2013	Cedar Rapids	0-1	7.20	3	3	0	0	0	10.0	14	12	8	1	0	4	10	1	0	.304
	Ft. Myers	11-6	2.55	22	21	3	2	0	130.2	119	46	37	5	9	32	83	8	0	.248
2014	New Britain	11-6	3.29	24	24	1	0	0	145.0	150	63	53	4	6	37	113	4	0	.268
2015	Rochester	11-12	3.98	28	27	2	0	0	174.0	190	83	77	9	4	44	126	4	2	.283
Minor League Totals		**37-28**	**3.29**	**92**	**85**	**6**	**2**	**0**	**523.0**	**526**	**229**	**191**	**26**	**24**	**134**	**406**	**22**	**2**	**.264**



EDDIE ROSARIO

HEIGHT/WEIGHT: 6-1/180
BATS/THROWS: L/R
BORN: 9/28/91 in Guayama, PR
OPENING DAY AGE: 24
RESIDES: Guayama, PR
ACQUIRED: 4th round, 2010 First-Year Player Draft
M.L. SERVICE: 154 days
CONTRACT STATUS: Signed thru 2016

@EDDIEROSARIO09

OF 20

GAME HIGHS			
2015		**CAREER**	
Hits: 3, 6x, last 9/28 at CLE	**HR:** 1, 13x, last 9/30 at CLE	**Hits:** 3, 6x, last 9/28/15 at CLE	**HR:** 1, 13x, last 9/30/15 at CLE
RBI: 4, 9/3 vs. CWS	**Grand Slam:** 1, 9/3 vs. CWS	**RBI:** 4, 9/3/15 vs. CWS	**Grand Slam:** 1, 9/3/15 vs. CWS
Hit-Streak: 8, 5/24-6/3	**SB:** 1, 11x, last 9/16 vs. DET	**Hit-Streak:** 8, 5/24-6/3/15	**SB:** 1, 11x, last 9/16/15 vs. DET

PERSONAL: Eddie Manuel Rosario (pronounced row-SAW-ree-oh)...attended Rafael Lopez Landron (PR) High School; one of five players from that school to be drafted by major league team...he and his wife, Milany, had their third child, a boy named Lucas, on June 11, 2015.

CAREER HIGHLIGHTS: Named 2015 Jim Kaat Award winner for Twins Defensive Player of the Year...led all rookies in outfield assists (16) in 2015; tied Kirby Puckett's 1984 total for most outfield assists in Twins history for rookies and tied for fifth most among any Twins in club history...led baseball in triples (15) in 2015 and was the most for a rookie since 1991, when St. Louis' Ray Lankford had 15; third most among all players in Twins history...ranked 10th best prospect in Twins system by *Baseball America* entering 2015.

2015:

- Played in first career spring training with Twins and optioned to Triple-A Rochester March 28.
- Played 23 games for the Red Wings, hitting .242 (23-for-95) with two doubles, one triple, three home runs and 12 RBI.
- Recalled from Triple-A Rochester May 4 when Twins placed outfielder Oswaldo Arcia on 15-day disabled list.
- Made major league debut May 6 vs. Oakland and homered on first pitch he saw, off Scott Kazmir, becoming the 10th Twin to ever homer in his first career game and sixth to ever homer in his first at-bat as Twin...according to Elias, he became one of 115 players in baseball history to homer in first career at-bat and one of 109 payers to homer in first plate appearance...according to Baseball Almanac, he became the 29th player in baseball history to homer on first pitch.

TWINS ALL-TIME LEADERS

SINGLE-SEASON TRIPLES

	PLAYER	YEAR	3B
1.	Cristian Guzman	2000	20
2.	Rod Carew	1977	16
3.	**Eddie Rosario**	**2015**	**15**
4.	Cristian Guzman	2001	14
	Cristian Guzman	2003	14
	Chuck Knoblauch	1996	14

- Drove in at least one run in each of first four career games May 6-9, setting a Twins/Senators franchise record...the last Twin/Senator who had an RBI in at least each of his first three career games was Bob Oldis, May 10-June 25, 1953...was third player in baseball to record an RBI in each of first four games played on season (Corey Dickerson and Lorenzo Cain).
- Hit safely in season-high eight straight games May 24-June 3, hitting .407 (11-for-27) in that span.
- Placed on Paternity List June 9 to attend birth of son Lucas in Miami, missing one game.
- Recorded 25 hits in June, fourth most among AL rookies...also scored 13 runs, tied for third most among AL rookies.
- Tripled in three straight games July 28-30, becoming the fourth player in club history to do so, joining Rod Carew (1977), Dan Gladden (1991) and Delmon Young (2008).
- Went 3-for-5, falling a single short of the cycle July 30 vs. Seattle, lining out in final two at-bats, one to centerfield and one to shortstop...he became the first rookie in club history to have two games with at least three extra-base hits in one season.
- Hit ninth triple August 16 vs. Cleveland, tying Tony Oliva for most triples by a rookie in Twins history; hit 10th August 25 at Tampa Bay, setting Twins rookie record...also homered in that game becoming the first Twins rookie to homer and triple in same game since Gary Gaetti, who did it twice in 1982.
- Stole his 10th base August 30 vs. Houston, becoming the ninth different Twin (17th time) with 10-plus steals and 10-plus triples in a season and first-ever rookie; the last to do so was Denard Span in 2009 (10 triples, 23 steals)...also became the first rookie in baseball with 10-plus steals and 10-plus triples since Alcides Escobar and Austin Jackson both did it in 2010.
- Hit first career grand slam September 3 vs. Chicago-AL, off Jeff Samardzija; one of three grand slams for a Twin on the season.
- Hit 10th home run September 16 vs. Detroit, becoming the ninth different Twin (11th time) to record double-digit triple and homer totals in a single season and first since Cristian Guzman (2001)...became first rookie in baseball since Hanley Ramirez did it for Florida in 2006.
- Was one of four players in baseball to post double-digit totals in doubles, triples and home runs, joining Evan Gattis, Kevin Kiermaier and David Peralta.

- Led baseball in triples (15), which was the most for a rookie since 1991 when St. Louis' Ray Lankford had 15.
- Ranked first among AL rookies in triples, third in games (122) and multi-hit games (34), fourth in runs (60), tied for fifth in home runs (13), and fifth in RBI (50).
- Tied for second in baseball in outfield assists (16) and led all rookies...it marked the most for a rookie since 2007, when Delmon Young had 16 for Tampa Bay...it tied Kirby Puckett's 1984 total for most in Twins history for rookies and tied for fifth most among any Twins in club history.
- Given Jim Kaat Award for Twins Defensive Player of the Year as voted on by the Twin Cities Chapter of the BBWAA.

TWINS ALL-TIME LEADERS

OUTFIELD ASSISTS FOR ROOKIES

	PLAYER	YEAR	ASST
1.	Eddie Rosario	2015	16
	Kirby Puckett	1984	16
3.	Jimmie Hall	1963	13
4.	Rich Becker	1995	12
	Marty Cordova	1995	12

2014: Missed time serving 50-game suspension and reinstated May 29; began season with Single-A Ft. Myers...played eight games for the Miracle, hitting .300 (9-for-30) and promoted to Double-A New Britain June 6...recorded two-homer game July 22 vs. Altoona...combined to hit .243 (84-for-346) with 20 doubles, three triples, eight home runs, 40 RBI and 45 runs scored in 87 games between both levels...played 72 games in the outfield (50 in centerfield) and 18 at second base at both levels combined...participated in the Arizona Fall League, for the Salt River Rafters, hitting .330 (33-for-100) with 18 RBI and 10 stolen bases in 24 games; lost batting title to Cincinnati prospect Jesse Winkler (.338) on final day of season...named to AFL East Fall Stars Team; went 4-for-5 with a double and home run...ranked 10th best prospect in Twins system by *Baseball America* entering 2015...added to Twins 40-man roster November 20.

2013: Began exhibition season playing for Team Puerto Rico in the World Baseball Classic, hitting .214 (3-for-14) with one double and four strikeouts in six games...converted to full-time second baseman from outfielder, playing 115 games at second between two levels combined...began regular season with Single-A Ft. Myers...hit .346 (36-for-104) with seven doubles, three home runs and 19 RBI in 25 April games, including two four-hit games: April 7 at Bradenton and April 19 at St. Lucie...promoted to Double-A New Britain June 10...named Eastern League Player of the Week for the period of August 19-25, hitting .433 (10-for-30) with four doubles, one home run, eight RBI, five runs scored and a .667 slugging percentage in seven games...combined to hit .302 (150-for-496) with 32 doubles, eight triples, 10 home runs, 73 RBI and 80 runs scored in 122 games between both levels...played in the Arizona Fall League with Glendale Desert Dogs, hitting .238 (19-for-80) with one double, one triple and seven RBI in 20 games...named to West Division Fall Stars Team...named second baseman on MiLB.com Twins organizational All-Star team...received 50-game suspension January 4, 2014 for violating the Minor League Drug Prevention and Treatment Program.

2012: Started season with Single-A Beloit...hit .293 (70-for-239) in 62 games before being placed on 7-day disabled list June 12 with a broken cheek bone after getting hit in the face during batting practice; played five games on rehab assignment with GCL Twins and was reinstated July 31...named to Midwest League All-Star team...hit .309 (95-for-307) against right-handed pitching and .247 (21-for-85) against left-handed pitching...played 71 games at second base and 20 in centerfield for both levels combined...ranked 12th best prospect in Midwest League by *Baseball America*...named outfielder on MiLB.com's Twins organizational All-Star team...played in the Puerto Rican Winter League with Indios de Mayaguez and named Postseason All-Star...ranked seventh best prospect in Twins organization by *Baseball America* entering the 2013 season.

2011: Spent entire season with Rookie Elizabethton...named Appalachian League Player of the Week three times: June 27, August 22 and August 29...homered in four straight games June 26-29, including first career two-homer game June 29 at Johnson City; second two-homer game August 19 at Greeneville; and third two-homer game August 25 at Bluefield...named Twins minor league Player of the Week July 1, hitting .393 (11-for-28) with two doubles, five home runs and 12 RBI in seven games...named Appalachian League co-Player of the Year...named Appalachian League postseason All-Star...named Topps Short-Season/Rookie All-Star...received MiLB Round Tripper Award, Short-Season...named MiLB.com Short-Season Hitter of the Year...named to MiLB.com Twins organizational All-Star team...named to *Baseball America* Rookie All-Star team...played for Indios de Mayaguez in Puerto Rican Winter League, hitting .214 (9-for-42) in 16 games.

2010: Started professional career with GCL Twins...played all 51 games in the outfield, (34 in centerfield)...led Gulf Coast League in stolen bases (22), finished third in hits (57) and 10th in batting average (.294)...ranked 21st best prospect in Twins organization by *Baseball America* entering 2011 season.

PROFESSIONAL: Selected by Twins in fourth round of 2010 First-Year Player Draft; signed by Twins scout Hector Otero.

ROSARIO'S PLAYING RECORD

YEAR	CLUB	AVG	G	AB	R	H	2B	3B	HR	RBI	SH	SF	HB	BB	SO	SB	CS	E	OBP
2010	GCL Twins	.294	51	194	34	57	9	2	5	26	0	3	0	16	28	22	5	3	.343
2011	Elizabethton	.337	67	270	71	91	9	9	21	60	1	0	0	27	60	17	6	2	.397
2012	GCL Twins	.368	5	19	2	7	3	0	1	4	0	0	0	1	2	0	0	0	.400
	Beloit	.296	95	392	60	116	32	4	12	70	0	5	1	31	69	11	11	17	.345
2013	Ft. Myers	.329	52	207	40	68	13	5	6	35	0	5	2	17	29	3	6	4	.377
	New Britain	.284	70	289	40	82	19	3	4	38	1	2	0	21	67	7	4	10	.330
2014	Ft. Myers	.300	8	30	5	9	0	0	0	4	0	0	0	4	5	1	1	0	.382
	New Britain	.237	79	316	40	75	20	3	8	36	0	2	1	17	68	8	4	2	.277
2015	Rochester	.242	23	95	11	23	2	1	3	12	0	0	0	5	17	1	1	2	.280
	MINNESOTA	**.267**	**122**	**453**	**60**	**121**	**18**	**15**	**13**	**50**	**3**	**3**	**0**	**15**	**118**	**11**	**6**	**7**	**.289**
Minor League Totals		**.291**	**450**	**1812**	**303**	**528**	**107**	**27**	**60**	**285**	**2**	**17**	**4**	**139**	**345**	**70**	**38**	**40**	**.340**
Major League Totals		**.267**	**122**	**453**	**60**	**121**	**18**	**15**	**13**	**50**	**3**	**3**	**0**	**15**	**118**	**11**	**6**	**7**	**.289**

ROSARIO'S CAREER FIELDING RECORD

POSITION	PCT	G	PO	A	E	TC	DP	PB
Outfield	.971	118	220	16	7	243	4	—

RANDY ROSARIO

HEIGHT/WEIGHT: 6-1/200
BATS/THROWS: L/L
BORN: 5/18/94 in Nagua, DR
OPENING DAY AGE: 21
RESIDES: Rio San Juan, DR
ACQUIRED: Signed as undrafted, 8/16/10
M.L. SERVICE: None
CONTRACT STATUS: Signed thru 2016

LHP 76

PERSONAL: Randy Miguel Rosario (pronounced row-SAW-ree-oh)...signed as 16-year-old from Rio San Juan, Dominican Republic in 2010.

2015:

- Began season on Single-A Cedar Rapids 7-day disabled list with a left ulnar collateral ligament injury (elbow).
- Made two rehab starts with GCL Twins in late June and was reinstated July 1.
- Made 11 appearances (10 starts) to finish the season, four of the starts being quality starts.
- Went 1-1, 0.90 ERA (20.0 IP, 2 ER) with six walks and 18 strikeouts in final three starts.
- Held left-handed batters to a .241 (13-for-54) average and right-handed batters to a .273 (42-for-154) average.
- Added to Twins 40-man roster November 20.
- Ranked 22nd best prospect in Twins system by *Baseball America*, entering 2016.

2014: Started the season with Single-A Cedar Rapids...allowed two home runs in first start April 5 vs. Clinton, the first two allowed of his minor league career...made three starts before being placed on 7-day disabled list April 23 with a left flexor mass strain, missing the remainder of the season...had surgery on left elbow May 28.

2013: Spent the entire season with Rookie Elizabethton as a starter...was the first season being used solely in starting rotation, making nine starts...placed on 7-day disabled list August 21 with left biceps tendinitis, missing the rest of the season...set a career-high in innings pitched (44.2)...ranked the 22nd best prospect in the Twins system by *Baseball America* entering 2014.

2012: Spent second professional season with GCL Twins, going 2-1, 1.64 ERA (38.1 IP, 7 ER) in 10 games (7 starts)...held opponents to a .147 (19-for-129) average with five extra-base hits.

2011: Spent first professional season with DSL Twins, ranking tied for third on the staff in starts (8)...held opponents to a .212 (28-for-132) batting average; left-handed batters hit .167 (3-for-18) while right-handed batters hit .219 (25-for-114).

PROFESSIONAL: Signed by Twins as undrafted August 16, 2010; signed by scout Fred Guerrero.

ROSARIO'S PITCHING RECORD

YEAR	CLUB	W-L	ERA	G	GS	CG	SH	SV	IP	H	R	ER	HR	HB	BB	SO	WP	BK	BAA
2011	DSL Twins	2-4	3.86	13	8	0	0	0	35.0	28	22	15	0	1	19	26	8	1	.212
2012	GCL Twins	2-1	1.64	10	7	0	0	0	38.1	19	12	7	0	5	19	42	3	0	.147
2013	Elizabethton	4-3	2.82	9	9	0	0	0	44.2	42	16	14	0	1	18	37	3	1	.251
2014	Cedar Rapids	0-1	5.40	3	3	0	0	0	11.2	15	9	7	2	0	8	4	2	0	.333
2015	GCL Twins	1-0	0.00	2	2	0	0	0	8.0	5	0	0	0	1	1	9	0	1	.172
	Cedar Rapids	2-6	3.52	11	10	0	0	0	53.2	55	31	21	1	1	19	45	10	2	.264
Minor League Totals		**11-15**	**3.01**	**48**	**39**	**0**	**0**	**0**	**191.1**	**164**	**90**	**64**	**3**	**9**	**84**	**163**	**26**	**5**	**.231**

SAVES RULE

Credit a pitcher with a save when he meets all three of the following conditions:

(1) He is the finishing pitcher in a game won by his club; and
(2) He is not the winning pitcher; and
(3) He qualifies under one of the following conditions:
  (a) He enters the game with a lead of no more than three runs and pitches for at least one inning; or
  (b) He enters the game with the potential tying run either on base, at bat or on deck; or
  (c) He pitches effectively for at least three innings.

No more than one save may be credited in each game.

It is considered a 'blown save' when a pitcher who has entered a game in a save situation departs with the save situation no longer in effect because he has given up the lead. If the save situation still exists when he leaves the game, he is not charged with a save opportunity. And, if he has not given up the lead when he leaves the game, even though the save situation may no longer exist, he is not charged with a save opportunity.

DAN RUNZLER

HEIGHT/WEIGHT: 6-4/210
BATS/THROWS: L/L
BORN: 3/30/85 in Santa Monica, CA
OPENING DAY AGE: 31
RESIDES: Scottsdale, AZ
ACQUIRED: Signed as minor league free agent, 11/4/15
M.L. SERVICE: 2 years, 71 days
CONTRACT STATUS: Signed thru 2016

LHP 70

NON-ROSTER INVITE

2015		GAME HIGHS	CAREER	
IP: - -	**Walks:** - -		**IP:** 2.1, 4/17/11 at ARI	**Walks:** 3, 2x, last 8/21/11 at HOU
SO: - -	**CG:** - -		**SO:** 5, 6/27/10 vs. BOS	**CG:** - -
Win-Streak: - -	**Low-Hit:** - -		**Win-Streak:** 3, 5/4/10-7/8/10	**Low-Hit:** - -

PERSONAL: Daniel Joseph Runzler...wife, Michelle...son, Ryan...2003 graduate of Chaminade High School in West Hills, CA...attended the University of California-Riverside...acknowledged with a plaque on the City of Riverside Sport Walk on January 30, 2010; the Wall of Distinction recognizes athletes who have played in Riverside in one of the four major sports and have gone on to reach the top level.

2015:

- Signed with Arizona and was non-roster invite to Diamondbacks spring training and started season with Triple-A Reno.
- Went 0-1, 5.26 ERA (37.2 IP, 22 ER) with 28 walks and 40 strikeouts in 39 games for the Aces.
- Released by Diamondbacks July 29.
- Signed with the Sugar Land Skeeters of the Independent Atlantic League.
- Allowed one run in 19 appearances for the Skeeters, the lone run coming in his final outing September 17 vs. Camden.
- Held opponents to a .185 (12-for-65) batting average with Sugar Land.

2014: Played second consecutive full season with Triple-A Fresno (San Francisco) and went 1-5, 3.30 ERA (46.1 IP, 17 ER) with one save and 53 strikeouts in 39 relief appearances...recorded a 0.75 ERA (24.0 IP, 2 ER) in 20 relief appearances from April 4-May 31...placed on disabled list from April 29-May 9 with a left forearm contusion...signed with the Diamondbacks December 16.

2013: Pitched entire season with Triple-A Fresno (San Francisco), going 3-7 with one save and a 5.68 ERA (52.1 IP, 33 ER) in 51 relief appearances...ranked second on the club in appearances.

2012: Combined to go 0-4, 6.00 ERA (30.0 IP, 20 ER) in 32 games (2 starts) between Single-A San Jose and Fresno (San Francisco)...placed on 15-day disabled list from March 26-June 27 with a strained left shoulder...recalled by the Giants September 4 and made six scoreless relief appearances (3.2 IP).

2011: Made second consecutive Opening Day roster with San Francisco...made first career start August 21 at Houston, allowing four runs in 1.2 innings pitched...did not allow an earned run in final 11 appearances (5.1 IP) from September 10-28 (all in relief)...pitched in 17 games (10 starts) over three stints for Fresno, going 2-3, 3.98 ERA (52.0 IP, 23 ER)...tore the latissimus dorsi near his left shoulder during the Giants final regular season game September 28 vs. Colorado.

2010: Made San Francisco's Opening Day roster for first time in career...recorded first major league win May 4 at Miami, throwing 1.0 scoreless inning...held opponents scoreless in 19 of final 21 games, posting a 0.61 ERA (14.2 IP, 1 ER)...placed on disabled list from July 9-September 1 after dislocating his left knee during his first major league at-bat July 8 at Milwaukee.

2009: Became first Giants prospect to play at five different organizational levels in a single season...pitched for four minor league levels, combining to go 5-1, 0.76 ERA (59.0 IP, 5 ER) with 17 saves and 83 strikeouts in 47 games between Single-A Augusta, San Jose, Double-A Connecticut and Triple-A Fresno...played in 11 games for the Giants, posting a 1.04 ERA (8.2 IP, 1 ER) with 11 strikeouts...contract selected from Fresno September 2; recorded a scoreless relief appearance in his major league debut (0.1 IP) September 4 at Milwaukee...named by MiLB.com as the Minor League Reliever of the Year and awarded "Overall Reliever of the Year" by This Year in Minor League Baseball...named a South Atlantic League Midseason All-Star...rated by *Baseball America* as possessing the best fastball and best slider among Giants prospects following the season.

2008: Split season between Single-A Salem-Keizer and Augusta (San Francisco), going 0-2, 3.62 ERA (54.2 IP, 22 ER) with 69 strikeouts in 47 relief appearances.

2007: Combined to go 1-2, 3.72 ERA (19.1 IP, 8 ER) with four saves in 16 relief appearances with Rookie Arizona League Giants and Single-A Salem-Keizer.

PROFESSIONAL: Selected by San Francisco in ninth round of 2007 First-Year Player Draft; signed by Ray Krawczyk...originally drafted by Seattle in 17th round of 2006 First-Year Player Draft, but did not sign.

RUNZLER'S PITCHING RECORD

YEAR	CLUB	W-L	ERA	G	GS	CG	SH	SV	IP	H	R	ER	HR	HB	BB	SO	WP	BK	BAA
2007	Salem-Keizer	0-0	9.00	1	0	0	0	0	1.0	2	1	1	0	0	2	1	0	0	.400
	AZL Giants	1-2	3.44	15	0	0	0	4	18.1	15	8	7	1	4	6	24	4	0	.242
2008	Salem-Keizer	0-1	2.10	27	0	0	0	0	30.0	19	8	7	1	1	21	43	4	0	.184
	Augusta	0-1	5.47	20	0	0	0	0	24.2	25	18	15	2	2	19	26	3	0	.269
2009	**SAN FRANCISCO**	**0-0**	**1.04**	**11**	**0**	**0**	**0**	**0**	**8.2**	**6**	**1**	**1**	**1**	**1**	**5**	**11**	**0**	**0**	**.188**
	Augusta	1-1	0.68	19	0	0	0	11	26.1	8	2	2	0	4	13	45	5	0	.093
	San Jose	1-0	0.84	19	0	0	0	5	21.1	8	3	2	1	0	4	26	0	0	.104
	Connecticut	3-0	0.96	7	0	0	0	1	9.1	5	1	1	1	1	7	11	0	0	.172
	Fresno	0-0	0.00	2	0	0	0	0	2.0	2	0	0	0	0	0	1	0	0	.286
2010	**SAN FRANCISCO**	**3-0**	**3.03**	**41**	**0**	**0**	**0**	**0**	**32.2**	**29**	**12**	**11**	**1**	**1**	**20**	**37**	**2**	**0**	**.244**
	AZL Giants	0-0	0.00	1	1	0	0	0	2.0	0	0	0	0	0	0	4	0	0	.000
	San Jose	0-0	0.00	1	1	0	0	0	1.0	0	0	0	0	0	0	2	0	0	.000
	Fresno	0-1	3.86	6	0	0	0	0	7.0	8	4	3	0	0	4	5	0	0	.296
2011	Fresno	2-3	3.98	17	10	0	0	0	52.0	47	32	23	2	3	32	59	2	0	.237
	SAN FRANCISCO	**1-2**	**6.26**	**31**	**1**	**0**	**0**	**0**	**27.1**	**29**	**21**	**19**	**0**	**0**	**16**	**25**	**1**	**0**	**.282**
2012	Fresno	0-2	6.00	29	0	0	0	1	27.0	36	21	18	2	1	14	33	0	0	.333
	San Jose	0-2	6.00	3	2	0	0	0	3.0	3	3	2	1	0	1	1	0	0	.250
	SAN FRANCISCO	**0-0**	**0.00**	**6**	**0**	**0**	**0**	**0**	**3.2**	**1**	**0**	**0**	**0**	**1**	**3**	**5**	**1**	**0**	**.100**
2013	Fresno	3-7	5.68	51	0	0	0	1	52.1	58	39	33	5	5	37	50	6	0	.284
2014	Fresno	1-5	3.30	39	0	0	0	1	46.1	38	23	17	2	2	36	53	3	0	.225
2015	Sugar Land (Ind.)	0-0	0.52	19	0	0	0	2	17.1	12	1	1	0	0	3	20	5	0	- -
	Reno	0-1	5.26	39	0	0	0	0	37.2	48	25	22	2	2	28	40	3	0	.310
Independent League Totals		**0-0**	**0.52**	**19**	**0**	**0**	**0**	**2**	**17.1**	**12**	**1**	**1**	**0**	**0**	**3**	**20**	**5**	**0**	**- -**
Minor League Totals		**12-26**	**3.81**	**296**	**14**	**0**	**0**	**24**	**361.1**	**322**	**188**	**153**	**20**	**25**	**224**	**424**	**30**	**0**	**.240**
Major League Totals		**4-2**	**3.86**	**89**	**1**	**0**	**0**	**0**	**72.1**	**65**	**34**	**31**	**2**	**3**	**44**	**78**	**4**	**0**	**.246**

RUNZLER'S CAREER FIELDING RECORD

POSITION	PCT	G	PO	A	E	TC	DP	PB
Pitcher	.800	89	1	15	4	20	1	—

TWINS ON TWITTER

PLAYER	TWITTER HANDLE
Oswaldo Arcia	@arciaoswaldo
James Beresford	@JamesBeresford2
Jose Berrios	@JOlaMaKina
Buck Britton	@BuckInHere
Nick Burdi	NickyBurdi19
Byron Buxton	@OfficialBuck103
Logan Darnell	@ldarnell15
Pat Dean	@ImTheDean15
Brian Dozier	@BrianDozier
Tyler Duffey	@TheDoof13
Eduardo Escobar	@escobarmaracay
Casey Fien	@CaseyFien
Mitch Garver	@MitchGarver
Kyle Gibson	@kgib44
John Hicks	@JohnHicks08
Phil Hughes	@PJHughes45
Max Kepler	@kepleroni
Trevor May	@Trevmay65
Alex Meyer	@Meyer17A
Tommy Milone	@TommyMilone_33

PLAYER	TWITTER HANDLE
John Ryan Murphy	@JRMurphy513
Ricky Nolasco	@RNolasco47
Eduardo Nunez	@EduardoNunez15
Ryan O'Rourke	@RyanO_Rourke
Glen Perkins	@glenperkins
Trevor Plouffe	@TPlouffe24
Jorge Polanco	@Jorge_Polanco1
Jake Reed	JakeyReed5
Miguel Sano	@SanoMiguel
Danny Santana	@DannySantana39
Ervin Santana	@ErvinSantana_54
Mike Strong	@Strong_Mike1188
Kurt Suzuki	@kurtsuzuki
Michael Tonkin	@mtonkin37
Wilfredo Tovar	@wtovar70
Stuart Turner	@sturn26
Kennys Vargas	@kennys_vargas
Engelb Vielma	@engelb22
Adam Brett Walker	walkoff28

@SANOMIGUEL

MIGUEL SANO

HEIGHT/WEIGHT: 6-4/262
BATS/THROWS: R/R
BORN: 5/11/93 in San Pedro de Macoris, DR
OPENING DAY AGE: 22
RESIDES: San Pedro de Macoris, DR
ACQUIRED: Signed as an undrafted free agent, 10/9/09
M.L. SERVICE: 95 days
CONTRACT STATUS: Signed thru 2016

OF 22

2015		GAME HIGHS	CAREER	
Hits: 3, 3x, last 9/1 vs. CWS	**HR:** 2, 8/12 vs. TEX		**Hits:** 3, 3x, last 9/1/15 vs. CWS	**HR:** 2, 8/12/15 vs. TEX
RBI: 6, 8/12 vs. TEX	**Grand Slam:** - -		**RBI:** 6, 8/12/15 vs. TEX	**Grand Slam:** - -
Hit-Streak: 8, 2x, last 9/13-20	**SB:** 1, 8/16 vs. CLE		**Hit-Streak:** 8, 2x, last 9/13-20/15	**SB:** 1, 8/16/15 vs. CLE

PERSONAL: Miguel Angel (Jean) Sano (pronounced sah-NO)...signed as a 16-year-old from San Pedro de Macoris, Dominican Republic on October 9, 2009...was one of the subjects of the 2011 "Ballplayer: Pelotero" documentary.

CAREER HIGHLIGHTS: Has hit 96 home runs between four levels of the Twins organization over his last three seasons, averaging 32 per season...2015 Calvin R. Griffin Award winner for Most Valuable Twin and Bill Boni Award for Twins Outstanding Rookie...finished third in the AL Rookie of the Year voting in 2015...named AL Rookie of the Month for August in 2015...named Southern League All-Star in 2015...missed entire 2014 season due to "Tommy John" surgery on right elbow...ranked second best prospect in Twins system by *Baseball America* entering both 2015 and '14 and number one prospect in Twins system entering both 2012 and '13...signed by Twins as shortstop, but was primarily third baseman in minor leagues (since 2012).

2015:

- Optioned from Twins spring training to Double-A Chattanooga March 16.
- Hit fifth career grand slam April 17 vs. Birmingham.
- Hit .159 (10-for-63) in 18 April games, .303 (30-for-99) in 26 May games and .329 (26-for-79) in 22 June games, all with Chattanooga.
- Named Twins minor league Player of the Week May 17, hitting .379 (11-for-29) with four doubles, three home runs, eight RBI, three walks and a .438 on-base percentage.
- Named Southern League All-Star and started at third base, batting fourth for the North Division, going 2-for-5 with a double, RBI and a run.
- Recalled from Double-A Chattanooga July 2.
- Recorded first major league hit July 2 at Kansas City, hitting an infield single off Greg Holland.
- Recorded first career RBI July 3 at Kansas City, with a single.
- Hit safely in first seven career games, marking the third longest for a Twin to start career...also walked six times in first seven games, tying him with Danny Ardoin for second most walks in club history in his first seven games.
- Hit first career home run July 7 vs. Baltimore, a two-run shot off Kevin Gausman.
- Missed two games in late July with a sprained right ankle.
- Hit safely in season-high eight straight games twice: July 24-August 1 and September 13-20.
- Recorded first career two-homer game August 12 vs. Texas, including six RBI, third most RBI by a rookie in a single game in club history (Tony Oliva - 1964 and Oswaldo Arcia - 2013).
- Homered August 25 at Tampa Bay becoming the first player age 22-or-younger with 12 home runs within his first 45 career games since Adam Dunn (2001)...joined Orlando Cepeda (1958) and Albert Pujols (2001) as the only players that young with 12 home runs and 37 RBI in first 45 games (ESPN Stats & Info).
- Named AL Rookie of the Month for August after hitting .278 (27-for-97) with seven doubles, nine home runs and 26 RBI...led all AL rookies in home runs, RBI and slugging percentage (.629)...nine home runs tied for second most all-time among Twins rookies in any month: Jimmie Hall had 13 in August of 1963 and Tony Oliva had nine in May of 1964.
- Hit game-winning solo home run in 12th inning September 9 at Kansas City, giving Twins a 3-2 victory...according to Elias, he became just the second rookie in the last 27 seasons (1989-2015) to hit a pinch-hit game-winning home run in the 12th inning-or-later (Lyle Overbay - 2003 and Mark Parent -1988).
- Combined to hit .271 (141-for-520) with 35 doubles, 33 home runs, 100 RBI and 91 walks in 146 games between Chattanooga and Minnesota.
- Finished eighth on Twins all-time list in home runs (18) for rookies and most since Marty Cordova hit 24 in 1995; his 53 walks ranked 10th.

MLB LEADERS

HOME RUNS AMONG ROOKIES IN 2015

1. Kris Bryant, CHC.....26
   Joc Pederson, LAD.....26
3. Justin Bour, MIA.....23
4. Carlos Correa, HOU.....22
5. **Miguel Sano, MIN.....18**

- Ranked second among AL rookies in home runs and fifth in baseball...ranked third in RBI (52) among AL rookies...among rookies with 200 at-bats, he ranked first in on-base percentage (.385) and slugging percentage (.530).
- Given Calvin R. Griffith Award for Most Valuable Twin and Bill Boni Award for Twins Outstanding Rookie, both awards voted on by the Twin Cities Chapter of the BBWAA...became second Twins rookie to ever win Calvin R. Griffith Award, the other being Tony Oliva in 1964.
- Finished third in the AL Rookie of the Year voting with 20 voting points (all 3rd place votes), behind Carlos Correa (124 points) and Francisco Lindor (109 points).
- Named third baseman on MiLB.com Twins organizational All-Star team.
- Named designated hitter on Topps MLB All-Star Rookie Team.
- Ranked top prospect in Southern League by *Baseball America* (one spot in front of teammate Byron Buxton).

2014: Missed entire season due to "Tommy John" surgery on right elbow...surgery performed by Dr. David Altchek March 12...added to Twins 40-man roster November 20...ranked second best prospect in Twins system and best power hitter by *Baseball America* entering 2015...named 11th best prospect in baseball by MLB.com entering 2015.

2013: Started season with Single-A Ft. Myers and hit .368 (35-for-95) with seven doubles, nine home runs and 24 RBI in 25 April games...hit third career grand slam April 16 vs. Palm Beach...selected to play for the World Team in the SiriusXM All-Star Futures Game at Citi Field in New York; started at third base and batted fourth, going 0-for-2 with a walk...named Florida State League midseason All-Star; did not play due to promotion to Double-A New Britain June 10...ranked third best prospect in baseball at midseason by *Baseball America,* behind Minnesota's Byron Buxton and St. Louis' Oscar Taveras...named Eastern League Player of the Week August 12, hitting .417 (10-for-24) with four doubles, three home runs, 10 RBI and five runs scored in six games for the Rock Cats...recorded four multi-homer games, all coming after June 8, one with Ft. Myers and three with New Britain...combined to hit .280 (123-for-439) with 30 doubles, five triples, 35 home runs, 103 RBI, 86 runs scored, 65 walks and 11 stolen bases in 123 games between both levels...ranked third among all minor leaguers in home runs (35), second in slugging percentage (.610) and OPS (.992), tied for second in extra-base hits (70), sixth in total bases (268), and tied for seventh in RBI (103)...his 35 home runs were tied for sixth most ever for a Twins minor leaguer (since 1961) and most since Stan Holmes hit 37 for Single-A Visalia in 1983...named third baseman on MiLB.com Twins organizational All-Star team...named High Class-A Player of the Year, minor league All-Star and High Class-A All-Star by *Baseball America*...ranked second best prospect and best power hitter in the Twins system by *Baseball America* entering 2014.

2012: Spent season with Single-A Beloit...hit first career grand slam April 6 vs. Peoria...named Twins minor league Player of the Month for April, hitting .276 (24-for-87) with five doubles, six home runs, 21 RBI and 17 runs scored...named Twins minor league Player of the Week May 4, hitting .500 (10-for-20) with two home runs and nine RBI...named Midwest League Player of the Week August 20...named Midwest League All-Star Game selection...led Midwest League in home runs (28), RBI (100) and total bases (238), and second in walks (80)...named Midwest League Prospect of the Year, Midwest League mid- and postseason All-Star...*Baseball America* Second-Team minor league All-Star...named *Baseball America* Low Class-A All-Star...ranked second best prospect in the Midwest League by *Baseball America*...named third baseman on MiLB.com's Twins organizational All-Star team...named top prospect in Twins organization by *Baseball America* entering 2013, ninth best prospect in baseball by *Baseball America* and 12th best prospect in baseball by MLB.com.

2011: Spent season with Rookie Elizabethton...named Twins minor league Player of the Week July 8...recorded first career multi-homer game July 19 vs. Bristol (3 on the season)...Appalachian League Player of the Week August 1-7 and August 29-September 5...named Appalachian League Postseason All-Star and *Baseball America* rookie All-Star...ranked top prospect in Appalachian League by *Baseball America*...named top prospect in Twins organization by *Baseball America* entering 2012, 18th best prospect in baseball by *Baseball America,* and 23rd best prospect in baseball by MLB.com...named third baseman on MiLB.com's 2011 Twins organizational All-Star team.

2010: Began professional career with DSL Twins...homered in first career at-bat, hitting a solo home run in the first inning vs. DSL White Sox...named Twins minor league Player of the Week August 27...led team in average (.344), on-base percentage (.463) and slugging percentage (.547)...transferred to GCL Twins July 5...finished second on club in doubles (14) and slugging percentage (.466)...ranked second best prospect in Gulf Coast League by *Baseball America*...ranked third best prospect and best power hitter in the Twins organization by *Baseball America*...ranked 60th best prospect in baseball by *Baseball America* entering 2011...named to MiLB.com's Twins organizational All-Star team.

2009: Ranked as the Twins fourth best prospect and 94th best in baseball by *Baseball America* entering the 2010 season.

PROFESSIONAL: Signed by Twins as undrafted free agent October 9, 2009; signed by Twins scout Fred Guerrero.

SANO'S PLAYING RECORD

YEAR	CLUB	AVG	G	AB	R	H	2B	3B	HR	RBI	SH	SF	HB	BB	SO	SB	CS	E	OBP
2010	DSL Twins	.344	20	64	11	22	2	1	3	10	0	1	1	14	17	2	1	8	.463
	GCL Twins	.291	41	148	23	43	14	0	4	19	1	1	1	10	43	2	2	14	.338
2011	Elizabethton	.292	66	267	58	78	18	7	20	59	0	1	2	23	77	5	4	26	.352
2012	Beloit	.258	129	457	75	118	28	4	28	100	0	8	8	80	144	8	3	42	.373
2013	Ft. Myers	.330	56	206	51	68	15	2	16	48	0	2	6	29	61	9	2	11	.424
	New Britain	.236	67	233	35	55	15	3	19	55	0	3	4	36	81	2	1	12	.344
2014	DID NOT PLAY - INJURED																		
2015	Chattanooga	.274	66	241	55	66	18	1	15	48	0	4	3	38	68	5	1	15	.374
	MINNESOTA	**.269**	**80**	**279**	**46**	**75**	**17**	**1**	**18**	**52**	**0**	**2**	**1**	**53**	**119**	**1**	**1**	**0**	**.385**
Minor League Totals		**.278**	**445**	**1616**	**308**	**450**	**110**	**18**	**105**	**339**	**1**	**20**	**25**	**230**	**491**	**33**	**14**	**128**	**.373**
Major League Totals		**.269**	**80**	**279**	**46**	**75**	**17**	**1**	**18**	**52**	**0**	**2**	**1**	**53**	**119**	**1**	**1**	**0**	**.385**

SANO'S CAREER FIELDING RECORD

POSITION	PCT	G	PO	A	E	TC	DP	PB
Third Base	1.000	9	8	15	0	23	0	—
First Base	1.000	2	2	0	0	2	0	—
Totals	**1.000**	**11**	**10**	**15**	**0**	**25**	**0**	—

DANNY SANTANA

HEIGHT/WEIGHT: 5-11/185
BATS/THROWS: S/R
BORN: 11/7/90 in Monte Plata, DR
OPENING DAY AGE: 25
RESIDES: Monte Plata, DR
ACQUIRED: Signed as an undrafted free agent, 12/6/07
M.L. SERVICE: 1 year, 111 days
CONTRACT STATUS: Signed thru 2016

OF 39

@DANNYSANTANA39

2015		GAME HIGHS	CAREER	
Hits: 3, 3x, last 5/6 vs. OAK	**HR:** - -		**Hits:** 5, 8/3/14 at CWS	**HR:** 1, 7x, last 8/31/14 at BAL
RBI: 2, 5x, last 7/12 vs. DET	**Grand Slam:** - -		**RBI:** 5, 6/7/14 vs. HOU	**Grand Slam:** - -
Hit-Streak: 6, 5/12-17	**SB:** 1, 8x, last 9/7 at KC		**Hit-Streak:** 10, 8/17-26/14	**SB:** 2, 2x, last 9/5/14 vs. LAA

PERSONAL: Daniel Ernesto Santana...wife, Johanny...daughter, Jazlin Daniella (10/25/13)...signed as 17-year-old from Monte Plata, Dominican Republic...is the youngest of four children, two brothers, Deivi and Danilo, and one sister, Rossy.

CAREER HIGHLIGHTS: Named AL Co-Player of the Week with Trevor Plouffe in August of 2014...2014 Bill Boni Award winner for Twins Most Outstanding Rookie...named ninth best prospect in the Twins system by *Baseball America* entering 2014 and '13...finished seventh in the 2014 AL Rookie of the Year voting.

2015:

- Made Twins Opening Day roster for first time in career and was Opening Day shortstop and leadoff hitter April 6 at Detroit.
- Hit .218 (39-for-179) with seven doubles, three triples, 11 RBI and two walks in 49 games and was optioned to Triple-A Rochester June 7.
- Set season-high with four hits for Red Wings June 10 vs. Indianapolis.
- Hit .308 (20-for-65) with six doubles and three triples in 15 games for the Wings and was recalled June 26 when the Twins placed Byron Buxton on disabled list.
- Hit .217 (15-for-69) in 24 games for the Twins and was optioned back to Rochester July 31 when the Twins acquired Kevin Jepsen.
- Hit .322 (49-for-152) at Rochester, including an average of .403 (27-for-67) in his final 15 games and .577 (15-for-26) in his final six; recalled by Minnesota September 1 as part of September additions.
- Used primarily as pinch-runner and pinch-hitter for Twins in September.
- Hit .254 (105-for-413) with 20 doubles, nine triples, 36 RBI and 54 runs scored in 126 games between Rochester and Minnesota combined.

2014: Optioned to Triple-A Rochester from Twins spring training March 16...hit .351 (13-for-37) with three doubles, four RBI and eight runs scored in final nine games for Red Wings April 20-May 1...recalled from Triple-A Rochester May 3 as the Twins placed Aaron Hicks on the 7-day DL the previous day...made major league debut May 5 at Cleveland as pinch runner; later recorded first major league hit, singling off Cody Allen...recorded first career RBI May 7 vs. Cleveland; later in game hit first career double, off John Axford...was final batter in Twins walk-off win May 27 vs. Texas, hitting the ball back to Joakim Soria, who bobbled the ball and committed the error allowing Eduardo Nunez to score the winning run in the bottom of the ninth...had first career four-hit game and set career-high with five RBI June 7 vs. Houston...hit first career leadoff home run June 9 at Toronto off R.A. Dickey...placed on the 15-day disabled list June 27 with a deep bone bruise in left knee, an injury suffered running the bases June 25 at Los Angeles-AL; returned from rehab assignment and reinstated from the DL July 18...hit second career leadoff home run July 31 at Kansas City off Yordano Ventura...recorded five-hit game August 3 at Chicago-AL, becoming the fourth rookie in club history with five hits in a game, the previous being Zoilo Versalles (May 27, 1961 at Washington), Rod Carew (May 8, 1967 vs. Washington) and Tim Teufel (September 16, 1983 vs. Toronto)...was one of five rookies in baseball with a five-hit game on the season...recorded third four-hit game August 13 at Houston, his third leadoff four-hit game in just his 61st career game, the fastest for a leadoff hitter to three four-hit games since Ichiro Suzuki in his first 36 games of 2001; also fastest for a rookie in any spot in his order in his first 61 games since Buster Posey had three four-hit games in his first 55 games of 2010...his 78 hits through those 61 games were the most by a Twin in his first 61 games since Kirby Puckett had 85 in 1984...hit safely in season-high 10 straight games August 17-26, hitting .348 (16-for-46) with two doubles, three triples, one home run, six RBI and eight runs scored during the streak...named AL co-Player of the Week with Trevor Plouffe for the period ending August 24th, the first of his career...led baseball in hits (14) and was tied for first in triples (2) and total bases (23); also tied for third in the league in runs scored (7) and was 10th in slugging percentage (.622)...recorded 41 hits in August; paired with Kennys Vargas' 38, totaling 79, it was the second most in Twins history for two rookies in one month, trailing only Bernie Allen (44) and Rich Rollins (40), who combined for 84 in August of 1962...hit .313 (41-for-131) with five doubles, four triples, three home runs, 14 RBI and 23 runs scored in 29 August games; tied with Victor Martinez (Detroit) for most hits in baseball during the month and third in runs scored...among all rookies in baseball in August, he ranked first in hits, tied for first in triples, second in runs scored, fifth in batting average and tied for sixth in RBI...hit safely in 17 straight home games (with an at-bat) August 17-September 19,

hitting .400 (32-for-80), the longest for a Twin since Marty Cordova in 1996...also the third-highest home hit-streak in baseball for the season (Denard Span, WAS - 22 and Michael Brantley, CLE - 19)...hit .337 (31-for-92) with 10 doubles in 23 September games; 10 doubles led all rookies in baseball for the month and his batting average ranked second...led all rookies in baseball post-All-Star break in runs scored (51), hits (85), doubles (17), second in triples (7), third in batting average (.314), and tied for fifth in RBI (24)...recorded eight bunt hits, fourth most in the AL and tied for seventh most in baseball...finished tied for third on Twins all-time rookie list in triples (7), tied for fourth in doubles (27) and tied for sixth in stolen bases (20)...129 hits were most for Twins rookie since 2001 (Luis Rivas - 150), 27 doubles most since 1995 (Marty Cordova - 27), 44 extra-base hits most since 1995 (Cordova - 55), seven triples most since 1979 (John Castino - 8) and 38 multi-hit games most since 2001 (Rivas - 38)...hit .412 (54-for-131) in day games, the best in Twins history, best in baseball and highest since Barry Bonds hit .475 in day games in 2004...hit .301 (37-for-123) against left-handed pitching and .326 (92-for-282) off right-handed pitching...hit .307 (61-for-199) at home and .330 (68-for-206) on the road, the highest among all rookies in baseball...hit .333 (32-for-96) with runners in scoring position and .317 (13-for-41) with RISP and two outs...played 69 games in centerfield (62 starts) and 34 games at shortstop (31 starts); committed four errors in center and two at short...given the Bill Boni Award for Twins Most Outstanding Rookie voted on by the Twin Cities Chapter of the BBWAA.

2013: Participated in his first Twins major league spring training; optioned March 11...spent season with Double-A New Britain...hit first Double-A home run June 9 at Bowie...hit over .300 in three different months — .339 (39-for-115) in 28 May games, .304 (31-for-102) in 25 July games and .319 (37-for-116) in 28 August games...named Twins minor league Player of the Week August 23, hitting .429 (12-for-28) with one double, one home run, five RBI and four runs scored in seven games...played 125 games at shortstop, committing 32 errors...ranked third in the Eastern League and second among all Twins minor leaguers in stolen bases (30)...tied for second among Twins minor leaguers in triples (10)...hit .323 (51-for-158) with 14 extra-base hits off left-handed pitching and .286 (109-for-381) with 20 extra-base hits off right-handers...named Eastern League postseason All-Star...named utility player on MiLB.com Twins organizational All-Star team...named ninth best prospect and best defensive infielder in the Twins system by *Baseball America* entering 2014.

2012: Spent season with Single-A Ft. Myers, hitting .556 (10-for-18) in first four games...set career-high with five hits May 6 vs. Lakeland...named Twins minor league Player of the Week May 11, batting .414 (12-for-29) with one double, one home run, three RBI and eight runs scored in five games...batted .305 (29-for-95) in 22 April games and .311 (28-for-90) in 22 May games...named Florida State League All-Star Game selection...ranked third in the Twins entire organization in triples (9), fifth in hits (145), tied for eighth in stolen bases (17) and 10th in runs scored (70)...played 85 games at shortstop, 32 games at second base and two games in the outfield, committing 26 errors, which ranked third in the Twins organization...named shortstop on the MiLB.com Twins organizational All-Star team...ranked ninth best prospect in the Twins organization by *Baseball America* entering the 2013 season...added to Twins 40-man roster in November.

2011: Spent entire season with Single-A Beloit...batted .293 (27-for-92) against right-handed pitchers and .231 (63-for-273) against lefties...led the Twins organization in errors, committing 28.

2010: Split time between Rookie Elizabethton and Single-A Beloit...hit safely in 25 of 30 games at Elizabethton...named 20th best prospect in the Twins organization by *Baseball America* entering 2011.

2009: Spent entire season with GCL Twins...named Twins minor league Player of the Week August 8, batting .429 (9-for-21) with seven runs, 11 RBI, two home runs and one double in five games...led team in at-bats (70), runs (30), RBI (25) and stolen bases (12)...ranked 25th best prospect in Twins organization by *Baseball America* entering 2010 season.

2008: Spent first season with DSL Twins...finished with a nine-game hitting streak August 11-23, including 10 RBI in that span...batted .322 (19-for-59) with 12 RBI and 12 runs scored in 15 August games...led team and was second in DSL in triples (10).

PROFESSIONAL: Signed by Twins as undrafted free agent December 6, 2007; signed by scout Fred Guerrero.

SANTANA'S PLAYING RECORD

YEAR	CLUB	AVG	G	AB	R	H	2B	3B	HR	RBI	SH	SF	HB	BB	SO	SB	CS	E	OBP
2008	DSL Twins	.274	51	190	37	52	6	10	1	27	3	4	2	20	38	15	4	14	.343
2009	GCL Twins	.265	44	170	30	45	7	5	3	25	3	2	2	8	27	12	1	14	.302
2010	Elizabethton	.264	30	140	23	37	8	1	4	16	0	0	1	3	30	5	4	8	.285
	Beloit	.238	40	130	14	31	4	3	0	11	2	2	3	7	40	10	4	12	.289
2011	Beloit	.247	104	365	55	90	15	5	7	41	10	5	4	25	98	24	15	28	.298
2012	Ft. Myers	.286	121	507	70	145	21	9	8	60	3	3	5	29	77	17	11	26	.329
2013	New Britain	.297	131	539	66	160	22	10	2	45	11	5	8	24	94	30	13	32	.333
2014	Rochester	.268	24	97	15	26	7	2	0	7	2	0	0	6	28	4	1	5	.311
	Ft. Myers	.000	3	11	0	0	0	0	0	0	0	0	0	1	3	1	0	0	.083
	MINNESOTA	**.319**	**101**	**405**	**70**	**129**	**27**	**7**	**7**	**40**	**2**	**1**	**3**	**19**	**98**	**20**	**4**	**6**	**.353**
2015	Rochester	.322	35	152	24	49	10	4	3	15	1	2	0	7	25	6	3	5	.348
	MINNESOTA	**.215**	**91**	**261**	**30**	**56**	**10**	**5**	**0**	**21**	**7**	**0**	**3**	**6**	**68**	**8**	**4**	**16**	**.241**
Minor League Totals		**.276**	**583**	**2301**	**334**	**635**	**100**	**49**	**28**	**247**	**35**	**23**	**25**	**130**	**460**	**124**	**56**	**144**	**.319**
Major League Totals		**.278**	**192**	**666**	**100**	**185**	**37**	**12**	**7**	**61**	**9**	**1**	**6**	**25**	**166**	**28**	**8**	**22**	**.309**

SANTANA'S CAREER FIELDING RECORD

POSITION	PCT	G	PO	A	E	TC	DP	PB
Shortstop	.957	100	145	256	18	419	62	—
Outfield	.978	74	175	5	4	184	0	—
Totals	**.964**	**174**	**320**	**261**	**22**	**603**	**62**	—

ERVIN SANTANA

HEIGHT/WEIGHT: 6-2/175
BATS/THROWS: R/R
BORN: 12/12/82 in San Cristobal, DR
OPENING DAY AGE: 33
RESIDES: San Cristobal, DR
ACQUIRED: Signed as a free agent, 12/13/14
M.L. SERVICE: 10 years, 104 days
CONTRACT STATUS: Signed thru 2018

@ERVINSANTANA_54

RHP 54

2008

2015		GAME HIGHS	CAREER	
IP: 8.0, 3x, last 9/5 at HOU	**Walks:** 4, 2x, last 9/16 vs. DET		**IP:** 9.0, 13x, last 6/16/12 vs. ARI	**Walks:** 8, 7/20/06 at KC
SO: 11, 9/5 at HOU	**CG:** - -		**SO:** 11, 5x, last 9/5/15 at HOU	**CG:** 14, last 6/16/12 vs. ARI
Win-Streak: 5, 8/30-9/27	**Low-Hit:** - -		**Win-Streak:** 7, 6/6-7/20/06	**Low-Hit:** 0, 7/27/11 at CLE

PERSONAL: Ervin Ramon Santana...wife, Amy...son, Jonathan, and daughter, Sofia...enjoys teaching young children baseball fundamentals and has been active in Angels and Royals baseball clinics...changed name from Johan in 2003.

CAREER HIGHLIGHTS: Enters 2016 with second most major league service time among Twins (10 years, 104 days), trailing only Mauer (12 years)... Twins mark his fourth organization (Los Angeles-AL, 2005-12; Kansas City, 2013; and Atlanta, 2014)...enters 2016 with 14 career complete games since 2008, tied for ninth among actives during span...threw no-hitter July 27, 2011 at Cleveland, allowing an unearned run and a walk, with 10 strikeouts; named Co-AL Player of the Week...ranks seventh on Angels all-time list in wins (96), innings pitched (1,475.2) and strikeouts (1,167)... named AL All-Star in 2008 with Angels and finished sixth in AL Cy Young voting...has recorded double-digit wins in six different seasons (12 in '05, 16 in '06, 16 in '08, 17 in '10, 11 in '11 and 14 in '14)...has pitched 200.0-plus innings in five seasons (204.0 in '06, 219.0 in '08, 222.2 in '10, 228.2 in '11 and 211.0 in '13); finished among top seven in AL in innings pitched in three different seasons (4th in '08, 5th in '10 and 7th in '11)...has made 30-plus starts in seven seasons (33 in '06, 32 in '08, 33 in '10, 33 in '11, 30 in '12, 32 in '13 and 31 in '14) and in five of last six.

2015:

- Placed on Restricted List for violation of Major League Baseball's Joint Drug Prevention and Treatment Program and missed Twins first 80 games.
- Made three starts for Rochester June 20-30, going 3-0, 1.74 ERA (20.2 IP, 4 ER).
- Made Twins debut July 5 at Kansas City, allowing two runs on three hits in 8.0 innings pitched with three walks and eight strikeouts; the eight strikeouts were tied for second most ever for a pitcher in their Twins debut (Boof Bonser - 8 in 2006 and Camilo Pascual - 12 in 1961).
- Earned first win as Twin July 17 at Oakland, tossing 7.2 shutout innings with five hits allowed and one walk.
- Posted 15.2 scoreless inning streak July 17-23, the third longest for a Twins starter on the season.
- Recorded consecutive double-digit strikeouts totals with 10 August 30 vs. Houston (7.0 IP) and tied his career-high with 11 in next start September 5 at Houston (8.0 IP)...marked the 15th and 16th time in career with double-digit strikeouts and second time to do it in consecutive starts (2014)... first Twin since Francisco Liriano in 2012 to strikeout double-digit batters in consecutive starts.

MLB LEADERS

WINS AMONG ACTIVES

1. Bartolo Colon....218
2. CC Sabathia....214
3. John Lackey....165
4. Justin Verlander....157
5. Jake Peavy....147
6. Felix Hernandez....143
7. Zack Greinke....142
8. Jered Weaver....138
9. Jon Lester....127
   James Shields....127
11. **Ervin Santana....126**

- Went 5-1, 1.62 ERA (50.0 IP, 9 ER) with 14 walks and 47 strikeouts in final seven starts from August 30-October 2, including a record of 4-0, 1.75 ERA (36.0 IP, 7 ER) with 11 walks and 34 strikeouts in five September starts...ranked fourth in AL in ERA for September, tied for third in wins, tied for ninth in innings pitched and tied for 10th in strikeouts.
- Went 5-3, 3.64 ERA (64.1 IP, 26 ER) in 10 road starts and 2-2, 4.53 ERA (43.2 IP, 22 ER) in seven home starts.

2014: Spent first season with Atlanta and first in National League after signing with Braves March 12...earned win in first start April 9 vs. New York-NL, tossing 8.0 shutout innings with three hits allowed and no walks...recorded 11 strikeouts in second start April 14 at Philadelphia, 12th time in career with double-digit strikeouts...recorded 10-plus strikeouts in consecutive starts: 10 July 23 vs. Miami and 11 July 28 vs. San Diego (13th and 14th career time with double digits); one of 15 pitchers in NL to do so...went 6-0, 2.98 ERA (45.1 IP, 15 ER) in seven starts July 18-August 18; tied for second longest winning streak of career and one of 12 NL pitchers in 2014 to have six-game win-streak-or-longer...held right-handed batters to a .235 (77-for-328) batting average and left-handers to a .291 (116-for-398) average...went 10-4, 3.75 ERA (103.1 IP, 43 ER) in 16 home starts, tied for second most home wins in NL and tied third most in baseball; 10 home wins tied career-high (10-2 at home in 2006)...pitched over 195.0 innings for sixth time in career and struck out over 175 batters for third time in career...ranked 12th in the NL in wins (14) and tied for team-lead with Julio Teheran.

2013: Played first and only season with Kansas City after offseason trade...recorded season-high 8.0 innings in two of his first three starts: April 8 vs. Toronto and April 14 vs. Minnesota...named the Royals Pitcher of the Month in April, going 3-1, 2.00 ERA (36.0 IP, 8 ER)...allowed four home

runs May 23 vs. Los Angeles-AL, tying career-high...earned 100th career win June 8 vs. Houston...went 2-0, 1.99 ERA (40.2 IP, 9 ER) in six June starts...held opponents to a .207 batting average on road, fourth-best in the AL...posted a 5-3, 1.99 ERA (68.0 IP, 15 ER) in 10 starts against AL Central opponents...his 1.99 ERA and .187 opponent batting average within the division were best among pitchers with 10-or-more starts vs. the AL Central...his 0.87 WHIP within the division was second in the league among pitchers with 50.0-plus innings pitched...his run support (3.88) was the sixth-lowest in the AL...walked one batter-or-less in 15 of his 32 starts...ranked ninth in the AL in ERA (3.24), eighth in WHIP (1.14) and opponent batting average (.238), and tied for fourth in quality starts (23)...allowed just 51 walks in 211.0 innings for his lowest walks-per-9.0 innings ratio (2.18) since 2008 (1.93).

MLB ALL-TIME LEADERS

WINS FOR DOMINICAN-BORN PITCHERS

1. Juan Marichal.....243
2. Pedro Martinez.....219
3. Bartolo Colon.....218
4. Ramon Martinez.....135
5. Pedro Astacio.....129
6. Joaquin Andujar.....127
7. **Ervin Santana 126**

2012: Pitched final season with Los Angeles-AL...tossed first career one-hit shutout (7th career shutout) June 16 vs. Arizona, joining Nolan Ryan as the only two Angels that have thrown a no-hitter and a one-hitter with the club; fell seven outs shy of the second perfect game in club history...allowed just 49 hits in 67.0 innings in final 11 starts, the third-fewest in baseball from July 30 through the end of the season (minimum 60.0 IP)...recorded 50th career home victory September 21 vs. Chicago-AL, tying career-high with 11 strikeouts; marked fourth 10-plus strikeout game of 2012 and the 11th of career...posted a 4-10 record, 6.00 ERA in first 19 starts, but was 5-3, 3.76 ERA in final 11 starts...led baseball in home runs allowed (39), one shy of the Angels team record...held right-handed hitters to .213 (68-for-320) average compared to .262 (97-for-370) vs. lefties...made 30-or-more starts for third straight season...traded to Kansas City October 31 in exchange for left-handed pitcher Brandon Sisk.

2011: Pitched no-hitter July 27 at Cleveland, allowing an unearned run and a walk, with 10 strikeouts marking the eighth individual no-hitter in Angels history...following no-hitter, was named Co-AL Player of the Week July 25-31 (with Kansas City's Billy Butler)...tossed complete-game victory August 2 vs. Minnesota, becoming first pitcher since 1991 (Tommy Greene, PHI) to earn a complete game win in first start after a no-hitter...the no-hitter was the first in the history of Cleveland's Progressive Field...was sixth Dominican native to toss a no-no, joining Juan Marichal (1963), Ramon Martinez (1995), Jose Jimenez (1999), Ubaldo Jimenez (2010) and Francisco Liriano (2011)...pitched at least 7.2 innings allowing one run-or-less in five straight starts July 22-August 12; since 1990, just three other pitchers accomplished that feat: Chris Carpenter (7 in 2005), Roger Clemens (5 in 1997) and John Smoltz (5 in 1992)...set career-bests in ERA (3.38) and innings pitched (228.2) and tied career-high in starts (33)...ranked tied for sixth in AL in starts, tied for fourth in complete games (4) and seventh in innings pitched...tossed 6.0 innings-or-more in each of final 17 starts.

2010: Recorded only 10-plus strikeout game of the year May 25, fanning 10 Blue Jays in a complete game, one of four complete games on season, including one shutout September 21 vs. Texas...tossed 6.0 innings-or-more in 17 of final 19 starts and 28 of 33 starts overall...tossed 7.0 innings-or-more 16 times, going 11-2 in those starts...set career-high in wins (17), tied for the seventh-most wins in the AL...tossed a career-high 222.2 innings...recorded second-best ERA of his career (3.92)...matched career-high with 33 starts on the season (also in 2006, 2011)...21 of 33 outings were quality starts, tied for the eighth in the AL.

2009: Tossed fourth career shutout in Angels division-clinching game September 29 vs. Texas, allowing seven hits and one walk with two strikeouts; became first pitcher to toss a shutout in a division-clinching game since Albie Lopez October 5, 2001 for Arizona...made four relief appearances in the ALCS vs. New York-AL...dealt the loss in Game 2, allowing an unearned run in the 12th inning...earned the victory in Game 3, pitching a scoreless 11th inning...became first pitcher in ALCS history to record a loss and a win in consecutive games in the same series.

2008: Selected to first career All-Star Game, allowing a run in 1.0 inning (5th) in the AL's 4-3, 15-inning win at New York-AL...struck out seven-plus in seven straight starts August 1-September 4, becoming first Angel pitcher to do so since Nolan Ryan in 1978 (seven starts)...ranked second in the AL in strikeouts (214), the most by an Angel since Chuck Finley had 215 in 1996 and most by a right-hander since Nolan Ryan (223) in 1979...among AL leaders, ranked tied for seventh in wins (16), fourth in innings pitched (219.0), second in strikeouts and fourth in opponent batting average (.237).

2007: Finished his first career major league game September 14, when he tossed 3.0 scoreless innings of relief against Chicago-AL...struck out a career high 11 batters on July 3 at Texas, first of two 10-plus strikeout performances of the season (also 10 on September 19 vs Tampa Bay)...ranked third on the Angels staff in strikeouts (126).

2006: Completed first full major league season...became fifth pitcher in Angels history with at least 12 wins in both rookie and sophomore seasons (12-8 in 2005 & 12-5 in 2006)...ranked tied for eighth in wins in the AL, ninth in winning percentage (.667), second in opponent batting average (.241) and third in home ERA (3.02).

MLB LEADERS

INNINGS PITCHED AMONG ACTIVES

1. CC Sabathia.....2988.2
2. Bartolo Colon.....2980.2
3. John Lackey.....2481.1
4. Felix Hernandez.....2262.1
5. Jake Peavy.....2258.1
6. James Shields.....2112.2
7. Justin Verlander.....2111.1
8. Zack Greinke.....2094.2
9. Cole Hamels.....2013.2
10. **Ervin Santana 1990.2**

2005: Made major league debut May 17 at Cleveland, allowing six runs on eight hits in 4.0 innings and was dealt the loss...recorded first career major league win with five-hit complete game shutout May 23 vs. Chicago-AL, allowing five hits and one walk with seven strikeouts; became youngest Angel to throw complete game shutout (22 years, 4 months, 13 days) since Jim Abbott (21 years, 7 months, 25 days) May 17, 1989 vs. Boston...was pitcher of record in Game 5 ALDS clincher vs. New York-AL, allowing three runs on five hits in 5.1 innings pitched; became sixth rookie to win decisive postseason series game and third to accomplish feat in previous 20 years (John Lackey - 2002 World Series vs. San Francisco & Jaret Wright - 1997 ALDS vs. New York-AL).

2004: Made just eight starts for Double-A Arkansas (Los Angeles-AL) before suffering a strained right elbow July 15, missing the remainder of the season.

2003: Started season at Single-A Rancho Cucamonga (Los Angeles-AL) and led California League in ERA (2.53) and average against (.212), and ranked second in strikeouts-per-9.0 innings (9.39) and in runners-per-9.0 innings (10.57)...named the California League Pitcher of the Year and a California League All-Star...named by *Baseball America* as a High-A All-Star.

2002: Spent entire season with Single-A Cedar Rapids (Los Angeles-AL), going 14-8, 4.16 ERA (147.0 IP, 68 ER) in 27 starts.

2001: Split season between AZL Angels and Single-A Provo, going 5-3, 4.31 ERA (77.1 IP, 37 ER) in 14 games (13 starts).

PROFESSIONAL: Signed by Los Angeles-AL as undrafted free agent September 2, 2000; signed by Angels scout Clay Daniel.

SANTANA'S PITCHING RECORD

YEAR	CLUB	W-L	ERA	G	GS	CG	SH	SV	IP	H	R	ER	HR	HB	BB	SO	WP	BK	BAA
2001	AZL Angels	3-2	3.22	10	9	1	1	0	58.2	40	27	21	0	2	35	69	8	1	.184
	Provo	2-1	7.71	4	4	0	0	0	18.2	19	17	16	1	2	12	22	3	1	.247
2002	Cedar Rapids	14-8	4.16	27	27	0	0	0	147.0	133	75	68	10	6	48	146	9	3	.240
2003	Rancho Cucamonga	10-2	2.53	20	20	1	0	0	124.2	98	44	35	9	7	36	130	14	0	.212
	Arkansas	1-1	3.94	6	6	0	0	0	29.2	23	15	13	4	3	12	23	1	0	.211
2004	Arkansas	2-1	3.30	8	8	0	0	0	43.2	41	19	16	3	4	18	48	5	0	.247
2005	Arkansas	5-1	2.31	7	7	0	0	0	39.0	34	12	10	2	2	15	32	1	0	.234
	Salt Lake	1-0	4.19	3	3	0	0	0	19.1	19	11	9	2	2	2	17	0	0	.260
	LOS ANGELES-AL	**12-8**	**4.65**	**23**	**23**	**1**	**1**	**0**	**133.2**	**139**	**73**	**69**	**17**	**8**	**47**	**99**	**4**	**0**	**.266**
2006	**LOS ANGELES-AL**	**16-8**	**4.28**	**33**	**33**	**0**	**0**	**0**	**204.0**	**181**	**106**	**97**	**21**	**11**	**70**	**141**	**10**	**2**	**.241**
2007	Salt Lake	2-1	5.01	5	5	0	0	0	32.1	39	19	18	4	3	10	32	1	0	.305
	LOS ANGELES-AL	**7-14**	**5.76**	**28**	**26**	**0**	**0**	**0**	**150.0**	**174**	**103**	**96**	**26**	**8**	**58**	**126**	**7**	**0**	**.288**
2008	**LOS ANGELES-AL**	**16-7**	**3.49**	**32**	**32**	**2**	**1**	**0**	**219.0**	**198**	**89**	**85**	**23**	**8**	**47**	**214**	**5**	**1**	**.237**
2009	Rancho Cucamonga	0-0	5.79	1	1	0	0	0	4.2	4	3	3	2	0	0	3	0	0	.222
	Salt Lake	1-0	3.60	1	1	0	0	0	5.0	3	2	2	0	1	1	4	1	0	.158
	AZL Angels	0-0	0.00	1	1	0	0	0	3.1	3	0	0	0	0	0	7	0	0	.231
	LOS ANGELES-AL	**8-8**	**5.03**	**24**	**23**	**2**	**2**	**0**	**139.2**	**159**	**83**	**78**	**24**	**10**	**47**	**107**	**4**	**0**	**.288**
2010	**LOS ANGELES-AL**	**17-10**	**3.92**	**33**	**33**	**4**	**1**	**0**	**222.2**	**221**	**104**	**97**	**27**	**12**	**73**	**169**	**11**	**1**	**.259**
2011	**LOS ANGELES-AL**	**11-12**	**3.38**	**33**	**33**	**4**	**1**	**0**	**228.2**	**207**	**95**	**86**	**26**	**8**	**72**	**178**	**10**	**1**	**.241**
2012	**LOS ANGELES-AL**	**9-13**	**5.16**	**30**	**30**	**1**	**1**	**0**	**178.0**	**165**	**109**	**102**	**39**	**9**	**61**	**133**	**4**	**0**	**.239**
2013	**KANSAS CITY**	**9-10**	**3.24**	**32**	**32**	**0**	**0**	**0**	**211.0**	**190**	**85**	**76**	**26**	**6**	**51**	**161**	**6**	**0**	**.238**
2014	Gwinnett	1-0	8.44	1	1	0	0	0	5.1	8	6	5	1	0	4	3	1	0	.333
	ATLANTA	**14-10**	**3.95**	**31**	**31**	**0**	**0**	**0**	**196.0**	**193**	**90**	**86**	**16**	**4**	**63**	**179**	**9**	**0**	**.266**
2015	Rochester	3-0	1.74	3	3	0	0	0	20.2	17	4	4	2	1	4	11	2	0	.227
	MINNESOTA	**7-5**	**4.00**	**17**	**17**	**0**	**0**	**0**	**108.0**	**104**	**50**	**48**	**12**	**4**	**36**	**82**	**3**	**0**	**.253**
Minor League Totals		**45-17**	**3.59**	**97**	**96**	**2**	**1**	**0**	**552.0**	**481**	**254**	**220**	**40**	**33**	**197**	**547**	**46**	**5**	**.231**
American League Totals		**112-95**	**4.18**	**285**	**282**	**14**	**7**	**0**	**1794.2**	**1738**	**897**	**834**	**241**	**84**	**562**	**1410**	**64**	**5**	**.253**
National League Totals		**14-10**	**3.95**	**31**	**31**	**0**	**0**	**0**	**196.0**	**193**	**90**	**86**	**16**	**4**	**63**	**179**	**9**	**0**	**.266**
Major League Totals		**126-105**	**4.16**	**316**	**313**	**14**	**7**	**0**	**1990.2**	**1931**	**987**	**920**	**257**	**88**	**625**	**1589**	**73**	**5**	**.254**

SANTANA'S CAREER FIELDING RECORD

POSITION	PCT	G	PO	A	E	TC	DP	PB
Pitcher	.963	316	146	163	12	321	19	—

SANTANA'S CAREER BATTING RECORD

BATTING	AVG	AB	R	H	2B	3B	HR	RBI	SH	SF	HB	BB	SO	SB	CS	OBP
Career	.125	88	8	11	2	0	0	3	9	0	0	2	43	0	0	.144

SANTANA'S ALL-STAR GAME RECORD

YEAR	HOST	W-L	ERA	G	GS	CG	SH	SV	IP	H	R	ER	HR	HB	BB	SO	WP	BK	BAA
2008	New York-AL	0-0	9.00	1	0	0	0	0	1.0	1	1	1	1	0	0	2	0	0	.250

SANTANA'S DIVISION SERIES RECORD

YEAR	OPPONENT	W-L	ERA	G	GS	CG	SH	SV	IP	H	R	ER	HR	HB	BB	SO	WP	BK	BAA
2005	New York-AL	1-0	5.06	1	0	0	0	0	5.1	5	3	3	1	1	2	2	0	0	.263
2007	Boston	0-0	0.00	1	0	0	0	0	2.0	0	0	0	0	0	0	2	0	0	.200
2008	Boston	0-0	8.44	1	1	0	0	0	5.1	8	5	5	1	0	0	3	0	0	.255
Division Series Totals		**1-0**	**5.68**	**3**	**1**	**0**	**0**	**0**	**12.2**	**13**	**8**	**8**	**2**	**1**	**2**	**7**	**0**	**0**	**.255**

SANTANA'S CHAMPIONSHIP SERIES RECORD

YEAR	OPPONENT	W-L	ERA	G	GS	CG	SH	SV	IP	H	R	ER	HR	HB	BB	SO	WP	BK	BAA
2005	Chicago-AL	0-1	10.38	1	1	0	0	0	4.1	3	6	5	2	1	3	2	0	0	.188
2009	New York-AL	1-1	1.59	4	0	0	0	0	5.2	5	3	1	0	1	4	5	0	0	.250
Championship Series Totals		**1-2**	**5.40**	**5**	**1**	**0**	**0**	**0**	**10.0**	**8**	**9**	**6**	**2**	**2**	**7**	**7**	**0**	**0**	**.222**

MIKE STRONG

HEIGHT/WEIGHT: 6-0/194
BATS/THROWS: L/L
BORN: 11/17/88 in Afton, MN
OPENING DAY AGE: 27
RESIDES: Edmond, OK
ACQUIRED: Claimed off waivers from Milwaukee, 1/22/16
M.L. SERVICE: None
CONTRACT STATUS: Signed thru 2016

@STRONG_MIKE1188

LHP 37

PERSONAL: Michael Joseph Strong...wife, Lauren...son, Hudson (10/25/15)...2008 graduate of Stillwater (MN) High School, where he also played hockey...went 6-1 with a 1.07 ERA, 69 strikeouts and 47.0 innings pitched as senior and named to All-State Team...attended Iowa Western Community College, where he played his first two collegiate seasons...transferred to Oklahoma State University, where he played his junior and senior seasons.

2015:

- Began season with Double-A Biloxi.
- Placed on 7-day disabled April 26 with back spasms; reinstated May 4.
- 29 of 38 appearances for the Shuckers were scoreless and was promoted to Triple-A Colorado Springs August 1.
- Combined to go 5-2, 3.82 ERA (66.0 IP, 27 ER) with 31 walks and 61 strikeouts in 50 games between both levels.
- Combined to hold left-handed batters to a .220 (20-for-91) batting average and right-handers to a .172 (25-for-145) average at both levels.
- Set minor league single-season career-highs in games (50), saves (5) and wins (5).
- Claimed off Waivers by Miami December 7...designated for release or assignment by Marlins January 19.

2014: Split season between Single-A Brevard County and Double-A Huntsville (Milwaukee)...held Florida State League opponents to a .207 batting average with 78 strikeouts in 75.2 innings...went 1-1, 2.61 ERA (31.0 IP, 9 ER) in six starts for Brevard County and 1-1, 2.42 ERA (44.2 IP, 12 ER) in 24 relief appearances...pitched for Glendale in the Arizona Fall League and went 1-0, 1.98 ERA (13.2 IP, 3 ER) with two saves in 11 relief appearances...added to Brewers the 40-man roster on November 20.

2013: Spent second straight season with Single-A Wisconsin (Milwaukee)...recorded 98 strikeouts in just 87.0 innings and held opponents to a .236 batting average...went 1-3, 4.06 ERA (37.2 IP, 17 ER) in eight starts and 2-1, 2.74 ERA (49.1 IP, 15 ER) in 17 relief appearances.

2012: Spent entire season with Single-A Wisconsin (Milwaukee)...recorded 60 strikeouts in just 42.1 innings and held opponents to a .195 batting average.

2011: Began professional career with Rookie Level Helena (Milwaukee) and went 2-7, 6.10 ERA (62.0 IP, 42 ER) in 15 games (13 starts).

PROFESSIONAL: Selected by Milwaukee in 10th round of 2011 First-Year Player Draft; signed by Tim Collinsworth...originally selected by Oakland in 22nd round of 2010 First-Year Player Draft but did not sign...also was selected by Chicago-AL the 25th round of 2009 First-Year Player Draft.

STRONG'S PITCHING RECORD

YEAR	CLUB	W-L	ERA	G	GS	CG	SH	SV	IP	H	R	ER	HR	HB	BB	SO	WP	BK	BAA
2011	Helena	2-7	6.10	15	13	0	0	0	62.0	63	53	42	11	5	30	55	7	0	.263
2012	Wisconsin	1-1	2.76	21	0	0	0	3	42.1	30	18	13	2	2	26	60	5	0	.195
2013	Wisconsin	3-4	3.31	25	8	0	0	1	87.0	79	46	32	4	4	45	98	9	0	.236
2014	Brevard County	2-2	2.50	30	6	1	0	4	75.2	56	22	21	6	4	23	78	1	0	.207
	Huntsville	0-0	0.00	1	0	0	0	0	4.0	0	0	0	0	0	1	6	0	0	.000
2015	Biloxi	4-1	2.54	38	0	0	0	5	49.2	26	15	14	3	2	20	49	5	0	.152
	Colorado Springs	1-1	7.16	12	1	0	0	0	16.1	19	13	13	2	0	11	12	2	0	.292
Minor League Totals		**13-16**	**3.61**	**142**	**28**	**1**	**0**	**13**	**337.0**	**273**	**167**	**135**	**28**	**17**	**156**	**358**	**29**	**0**	**.219**

KURT SUZUKI

HEIGHT/WEIGHT: 5-11/203
BATS/THROWS: R/R
BORN: 10/4/83 in Wailuku, HI
OPENING DAY AGE: 32
RESIDES: Torrance, CA
ACQUIRED: Signed as free agent, 12/23/13
M.L. SERVICE: 8 years, 113 days
CONTRACT STATUS: Signed thru 2016

C 8

@KURTSUZUKI

2014

2015		GAME HIGHS	CAREER	
Hits: 3, 5x, last 9/26 at DET	**HR:** 1, 5x, last 9/9 at KC		**Hits:** 4, 5x, last 8/28/10 at TEX	**HR:** 2, 2x, last 8/17/11 vs. BAL
RBI: 2, 9x, last 8/21 at BAL	**Grand Slam:** - -		**RBI:** 5, 6/20/08 vs. FLA	**Grand Slam:** 1, 9/10/07 at SEA
Hit-Streak: 6, 6/14-20	**SB:** - -		**Hit-Streak:** 10, 2x, last 5/3-19/13	**SB:** 2, 6/10/09 vs. MIN

PERSONAL: Kurt Kiyoshi Suzuki (pronounced soo-ZOO-kee)...wife, Renee...daughter, Malia (4/28/11), and son, Kai (11/4/13)...2001 graduate of H.P. Baldwin HS in Wailuku, Maui, Hawaii...attended Cal State Fullerton, majoring in Kinesiology...won the Johnny Bench Award following the 2004 season, given annually to the nation's top collegiate catcher...also named All-America selection by *Baseball America* and *Collegiate Baseball,* and was named Big West Player of the Year after hitting .413 with 16 home runs and 87 RBI...led Fullerton to the College World Series championship; his two-out RBI-single in the bottom of the seventh inning broke a 2-2 tie to lead the Titans to a 3-2 win over Texas in the championship game...hosted the inaugural Kurt Suzuki Baseball Clinic in Maui in 2012 to raise awareness for the All PONO Sports Organization, which promotes healthy lifestyles and exercise for children in Hawaii, as well as teaching baseball fundamentals...started the Kurt Suzuki Family Foundation in 2011 to support the scientific research of chronic illnesses–specifically kidney disease research–and encourage and promote healthy lifestyle choices...is an ambassador for the NephCure Foundation...along with his wife, raised over $61,000 for the Jon Wilhite Recovery Fund to help alleviate medical costs accrued by his friend and former Cal State Fullerton teammate who was injured in the tragic car accident that took the lives of Angels pitcher Nick Adenhart and three others in 2009...named co-recipient of the 2009 Dave Stewart Community Service Award, which is given annually to an A's player for outstanding work in the community...voted the 2009 Catfish Hunter Award winner by his teammates, an honor for the A's player's performance on the field and conduct in the clubhouse.

CAREER HIGHLIGHTS: Twins mark third organization (Oakland 2004-13 and Washington 2012-13)...ranks fourth among Twins since 2014 in hits (234) and RBI (111)...named to AL All-Star team in 2014 at Target Field...2014 Bob Allison Award winner for Twins best leadership...ranks fifth on Oakland all-time list in games caught (684)...has caught 120-plus games in five different seasons (141 in '08, 135 in '09, 123 in '10, 129 in '11 & 130 in '15).

2015:

- Began second season with Twins and was club's Opening Day catcher, the seventh time in his career to start the Opener at catcher (2 with Twins, 5 with Oakland).
- Homered in consecutive games for the eighth time in his career and first time since 2010, April 16 vs. Kansas City and April 18 vs. Cleveland.
- Recorded 900th career hit May 13 at Detroit, doubling off Kyle Lobstein.
- Played in 1,000th career game May 14 at Detroit.
- Hit safely in season-high six straight June 14-20.
- Hit walk-off single August 1 vs. Seattle, the fifth walk-off hit for the Twins on the season and ninth of his career.
- Hit 200th career double August 27 at Tampa Bay.
- Hit .290 (36-for-124) with runners in scoring position and .308 (16-for-52) with RISP and two outs.
- Caught 130 games (123 starts), the third most of his career and most since 2009 (135)...130 games ranked second in the AL, trailing Salvador Perez (139) and third in baseball, trailing Perez and Yadier Molina (134)...most games caught for a Twin since 2008, when Joe Mauer caught 135.

MLB LEADERS

GAMES CAUGHT AMONG ACTIVES

1. A.J. Pierzynski 1,872
2. Yadier Molina 1,436
3. Brian McCann 1,280
4. Russell Martin 1,238
5. **Kurt Suzuki 1,053**

2014: Made Twins debut March 31 at Chicago-AL, hitting second and catching, going 2-for-4 with three RBI, becoming the first Twin to drive in three runs on Opening Day since Shannon Stewart drove in three April 5, 2004 vs. Cleveland...became the 11th Twin to ever drive in three-plus runs on Opening Day, and second in club history to do so in Twins dzebut; the other was Brant Alyea, who drove in seven in his first game as Twin April 7, 1970 at Chicago-AL, coincidentally the only other time in club history the Twins opened in Chicago...recorded 19 RBI in March/April for an average of 3.32 at-bats-per-RBI, the highest among qualifiers in baseball...set a Twins record for most RBI for a catcher in March/April, and the second most RBI of any month in his career (24 in September of 2009)...hit first home run as Twin April 19 at Kansas City, a solo shot off Bruce Chen...hit first career inside-the-park home run and 49th in Twins history May 20 at San Diego; first for a Twin since Joe Mauer July 21,

2007 vs. Los Angeles-AL...hit safely in 13 straight home games June 4-July 6, hitting .431 (22-for-51) with seven doubles and nine runs scored during the streak...hit safely in nine straight games June 11-22, hitting .424 (14-for-33) during the span...played in 900th career game June 22 vs. Chicago-AL...pre-All-Star break, led all AL catchers in doubles (18) and batting average (.309), ranked second in hits (86), tied for second in RBI (37) and tied for fourth in walks (23)...named to AL All-Star team for first time in career and was a reserve; caught the ninth inning, helping Glen Perkins earn the save...became eighth catcher in club history to be named an All-Star, joining Earl Battey (1962, '63, '65, '66), John Roseboro (69), Butch Wynegar (76, '77), Dave Engle (84), Tim Laudner (88), A.J. Pierzynski (2002) and Joe Mauer (06, 08, 09, 10, 12, 13)...tied season-high with nine-game hitting streak September 13-22, hitting .355 (11-for-31) with seven doubles and six RBI during the streak...also doubled in six straight games September 13-19, the longest streak in baseball on the season...ranked third on the Twins in hits (130), doubles (34) and RBI (61)...hit .324 (36-for-111) with runners in scoring position, 12th best in the AL...among catchers in the AL, he ranked first in batting average (.288), on-base percentage (.345) and doubles, fourth in hits, tied for fourth in walks (34), fifth in RBI, and tied for fifth in games (131)...given the Bob Allison Award for Twins best leadership voted on by the Twin Cities Chapter of the BBWAA.

MLB ALL-TIME LEADERS

GAMES AMONG HAWAIIAN-BORN PLAYERS

1. Mike Lum.....1,517
2. Shane Victorino 1,299
3. **Kurt Suzuki 1,102**
4. Charlie Hough.....858
5. Lenn Sakata 565

2013: Started season with Washington...tied career-high with 10-game hitting streak May 3-19 (last 2009), with exactly one hit in each game during the streak, tying the Nationals franchise record for consecutive games with exactly one hit (Shane Andrews, April 12-23, 1998 with Montreal)...started 61 of the Nationals 84 games at catcher through July 3, then started just 12 of final 43 games with Washington before being traded to Oakland August 23 in exchange for pitcher Dakota Bacus...hit .273 (18-for-66) with two home runs and 13 RBI in 28 games post-All-Star Break...hit .303 (10-for-33) with two home runs and seven RBI in 15 games for the A's...played 94 games overall, his fewest since his rookie season of 2007 (68)...committed six errors, posting a .991 fielding percentage, which ranked fifth best among all catchers in baseball.

2012: Was Oakland's Opening Day catcher...acquired by Washington August 3 in exchange for catcher David Freitas...at the time of the trade, he led qualified AL catchers in fielding percentage (.996), opponents caught stealing (23) and caught-stealing percentage (38.3%)...combined to hit .235 with 20 doubles, six home runs and 43 RBI in 75 games with the A's and 43 with the Nationals...batted .267 with five doubles, five home runs and 25 RBI in 43 regular season games with Washington.

2011: Made fourth straight Opening Day start at catcher April 1 vs. Seattle, tying him for second most by a catcher in Oakland history; Terry Steinbach holds the record with nine...played 500th career game April 7 at Toronto...placed on Paternity List April 27-28 for the birth of his first child, Malia...struck out twice May 13 vs. Chicago, snapping a career-best streak of 17 games and 73 plate appearances without a strikeout...committed first error of the season May 20, snapping a 78-game errorless streak as a catcher dating back to previous error August 8, 2010; the streak was six short of career-high of 84...recorded second career two-homer game August 17 vs. Baltimore (also June 3, 2010 at Boston)...played 592nd career game as catcher September 25 at Los Angeles-AL, passing Ramon Hernandez for second most in Oakland history...hit 12 of 14 home runs off right-handed pitching...13 of his 14 home runs were solo shots...made 127 starts at catcher, ranking third in the AL.

2010: Made third straight Opening Day start at catcher April 5 vs. Seattle, committing two errors, the first two-error game of his career...recorded seventh career walk-off hit (double) April 7 vs. Seattle; it was his third walk-off double, tying Terrence Long for the most in Oakland history...grounded into a triple play August 22 vs. New York-AL, the seventh triple play turned against the A's in club history...placed on 15-day disabled list April 30 with an intercostal strain, his first career stint on the DL...played three games on rehab assignment with Triple-A Sacramento May 11-15...reinstated from the DL May 16 and started each of the A's next 11 games at catcher following his return, matching the longest consecutive games started streak at catcher of his career (June 6-18, 2008 and July 21-August 2, 2008)...drove in the winning run May 18 vs. Seattle with an RBI-single in the bottom of the 10th inning, eighth walk-off of his career, tying him for third most in Oakland history...placed on Bereavement List June 11-15...hit six home runs in June, tied for seventh in the AL and his most ever in a month...signed four-year contract through the 2013 season with a club option for 2014 July 23...tied for the team lead in RBI (71) and tied for second in home runs (13); it marked the second consecutive season he led the club in RBI...ranked fourth in the AL in plate appearances-per-strikeout (11.10) and tied for fifth in hit by pitches (12) and grounded into double plays (22)...A's pitchers posted a 3.27 ERA with him behind the plate, which was the lowest mark in the AL and third lowest in the majors; they had a 4.46 ERA with the other three catchers...ranked second among AL catchers in total chances (868) and putouts (825), and was third in games (123)...committed a career-high eight errors for a .991 fielding percentage, which ranked fourth best among the 14 AL qualifying catchers...ranked second among AL catchers in RBI (66) and tied for third in home runs (13).

2009: Hit .343 (23-for-67) in 17 April games...stole a career-high two bases June 10 vs. Minnesota...had three assists in the fifth inning June 18 at Los Angeles-NL and all were putouts to different players (first base, second base and shortstop), first time since 1976 that a catcher recorded three assists in an inning with the putouts going to three different positions (Vic Correll with Atlanta, September 17, 1976 vs. Los Angeles-NL)...committed an error August 2 vs. Toronto, snapping a career best 84-game errorless-streak dating back to April 10...recorded 24 RBI in September, tied for third in the AL...led AL catchers in games started (132) for the second consecutive season; also led in innings (1173.1), putouts (923) and total chances (996), and tied for the lead in games (135)...posted career-highs in runs (74), hits (156), doubles (37), home runs (15), RBI (88), stolen bases (8) and slugging percentage (.421)...led the A's in hits, doubles, RBI, slugging percentage, hit by pitches (8), sacrifice flies (7), multi-RBI games (20) and go-ahead RBI (18)...struck out 59 times for an average of 10.41 plate appearances-per-strikeout, sixth best ratio in the AL...named the third best defensive catcher in the AL in *Baseball America's* Best Tools survey...hit .311 (92-for-296) on the road...ranked eighth in the AL in RBI post-All-Star Break (51).

2008: Spent first full season in the majors...had first career four-hit game April 14 at Chicago...hit .327 in first 16 games before being inserted into the leadoff spot April 18...recorded third career walk-off RBI June 20 vs. Florida, doubling in the 11th inning...hit .370 (30-for-81) in June, third in the AL...hit first career pinch-hit home run July 10 vs. Seattle...hit walk-off pinch-hit home run August 15 vs. Chicago-AL...hit game-winning pinch-hit double August 28 vs. Minnesota, second game-ending pinch hit of the season...led AL catchers in games (141), games started (136), innings caught (1215.0), total chances (986) and putouts (927)...led the A's in batting average (.279), hits (148), hit-by-pitches (11) and multi-hit games (36), and tied for first in games (148)...tied for seventh in the AL in hit by pitches...tied for the AL lead in pinch home runs (2) and tied for fifth in pinch-hits (5).

2007: Began season at Triple-A Sacramento (Oakland)...had contract selected June 10 and made major league debut June 12 at Houston, grounding out as a pinch hitter in first at-bat...recorded first major league hit June 14 at Houston, a pinch-hit single off Brian Moehler...hit first career home run June 19 vs. Cincinnati, a solo shot off Todd Coffey...caught Shane Komine July 17 vs. Texas, becoming the first Hawaiian-born battery in major league history...hit first career walk-off home run August 16 vs. Chicago-AL, a three-run shot off Matt Thornton with two outs in the bottom of the 10th...hit first career grand slam September 10 at Seattle...hit walk-off single in A's final game September 30 vs. Los-Angeles-AL...started 56 of the A's final 70 games at catcher following the trade of Jason Kendall July 16...hit six home runs from the nine spot in the order, the third most in the AL.

2006: Spent entire season at Double-A Midland (Oakland)...named Texas League All-Star...tossed out 33 of 70 attempted base stealers (47.1%), the second best mark in the Texas League...led all Texas League catchers in fielding percentage (.997) and games (91)...played for the United States in the All-Star Futures game July 9 at Pittsburgh and went 0-for-1...named to the U.S. Olympic Qualifying team...suffered a bruised left wrist while playing for the U.S. team in Cuba and did not return to Midland.

2005: Spent first full professional season with Single-A Stockton (Oakland)...led California League in games caught (104)...also led CL catchers in total chances (947), putouts (882), errors (15) and passed balls (19)...reached base safely in 27 consecutive games June 1-July 5...hit first professional grand slam June 17 vs. Rancho Cucamonga...played for the Phoenix Desert Dogs in the Arizona Fall League, hitting .342 with seven RBI and a .447 on-base percentage in 13 games.

2004: Spent season at Single-A Vancouver (Oakland)...hit safely in each of his first 12 games July 17-29, hitting .362 during the streak with two home runs and eight RBI.

PROFESSIONAL: Selected by Oakland in second round of 2004 First-Year Player Draft; signed by scout Randy Johnson.

SUZUKI'S PLAYING RECORD

YEAR	CLUB	AVG	G	AB	R	H	2B	3B	HR	RBI	SH	SF	HB	BB	SO	SB	CS	E	OBP
2004	Vancouver	.297	46	175	27	52	10	3	3	31	3	3	12	18	26	0	1	1	.394
2005	Stockton	.277	114	441	85	122	26	5	12	65	2	5	12	63	61	5	3	15	.378
2006	Midland	.285	99	376	64	107	26	1	7	55	0	1	9	58	50	5	3	2	.392
2007	Sacramento	.280	55	211	32	59	9	0	3	27	1	3	4	21	41	0	0	3	.351
	OAKLAND	**.249**	**68**	**213**	**27**	**53**	**13**	**0**	**7**	**39**	**3**	**5**	**3**	**24**	**39**	**0**	**0**	**2**	**.327**
2008	**OAKLAND**	**.279**	**148**	**530**	**54**	**148**	**25**	**1**	**7**	**42**	**2**	**1**	**11**	**44**	**69**	**2**	**3**	**6**	**.346**
2009	**OAKLAND**	**.274**	**147**	**570**	**74**	**156**	**37**	**1**	**15**	**88**	**1**	**7**	**8**	**28**	**59**	**8**	**2**	**5**	**.313**
2010	Sacramento	.375	3	8	4	3	2	0	1	5	0	0	0	2	1	0	0	0	.500
	OAKLAND	**.242**	**131**	**495**	**55**	**120**	**18**	**2**	**13**	**71**	**0**	**4**	**12**	**33**	**49**	**3**	**2**	**8**	**.303**
2011	**OAKLAND**	**.237**	**134**	**460**	**54**	**109**	**26**	**0**	**14**	**44**	**3**	**7**	**7**	**38**	**64**	**2**	**2**	**7**	**.301**
2012	**OAKLAND**	**.218**	**75**	**262**	**19**	**57**	**15**	**0**	**1**	**18**	**2**	**2**	**3**	**9**	**53**	**1**	**0**	**2**	**.250**
	WASHINGTON	**.267**	**43**	**146**	**17**	**39**	**5**	**0**	**5**	**25**	**2**	**3**	**2**	**11**	**20**	**1**	**0**	**3**	**.321**
2013	**WASHINGTON**	**.222**	**79**	**252**	**19**	**56**	**11**	**1**	**3**	**25**	**2**	**4**	**3**	**20**	**32**	**2**	**0**	**5**	**.283**
	OAKLAND	**.303**	**15**	**33**	**6**	**10**	**2**	**0**	**2**	**7**	**0**	**0**	**0**	**2**	**3**	**0**	**0**	**1**	**.343**
2014	**MINNESOTA**	**.288**	**131**	**452**	**37**	**130**	**34**	**0**	**3**	**61**	**1**	**7**	**9**	**34**	**46**	**0**	**1**	**4**	**.345**
2015	**MINNESOTA**	**.240**	**131**	**433**	**36**	**104**	**17**	**0**	**5**	**50**	**6**	**4**	**7**	**29**	**59**	**0**	**0**	**3**	**.296**
Minor League Totals		**.283**	**317**	**1211**	**212**	**343**	**73**	**9**	**26**	**183**	**6**	**12**	**37**	**162**	**179**	**10**	**7**	**21**	**.381**
American League Totals		**.257**	**980**	**3448**	**362**	**887**	**187**	**4**	**67**	**420**	**18**	**37**	**60**	**241**	**441**	**16**	**10**	**38**	**.314**
National League Totals		**.239**	**122**	**398**	**36**	**95**	**16**	**1**	**8**	**50**	**4**	**7**	**5**	**31**	**52**	**3**	**0**	**8**	**.297**
Major League Totals		**.255**	**1102**	**3846**	**398**	**982**	**203**	**5**	**75**	**470**	**22**	**44**	**65**	**272**	**493**	**19**	**10**	**46**	**.312**

SUZUKI'S CAREER FIELDING RECORD

POSITION	PCT	G	PO	A	E	TC	DP	PB
Catcher	.994	1053	7018	413	46	7477	44	42

SUZUKI'S DIVISION SERIES RECORD

YEAR	OPPONENT	AVG	G	AB	R	H	2B	3B	HR	RBI	SH	SF	HB	BB	SO	SB	CS	E	OBP
2012	St. Louis	.235	5	17	0	4	0	0	0	2	0	0	0	2	4	0	0	0	.316

SUZUKI'S ALL-STAR GAME RECORD

YEAR	HOST	AVG	G	AB	R	H	2B	3B	HR	RBI	SH	SF	HB	BB	SO	SB	CS	E	OBP
2014	Minnesota	—	1	0	0	0	0	0	0	0	0	0	0	0	0	0	0	0	—

RYAN SWEENEY

HEIGHT/WEIGHT: 6-4/225
BATS/THROWS: L/L
BORN: 2/20/85 in Cedar Rapids, IA
OPENING DAY AGE: 31
RESIDES: Naperville, IL
ACQUIRED: Signed as minor league free agent, 12/15/15
M.L. SERVICE: 7 years, 31 days
CONTRACT STATUS: Signed thru 2016

OF 26

NON-ROSTER INVITE

2015		GAME HIGHS	CAREER	
Hits: - -	**HR:** - -		**Hits:** 5, 5/5/11 vs. CLE	**HR:** 1, 23x, last 7/26/14 vs. STL
RBI: - -	**Grand Slam:** - -		**RBI:** 6, 6/23/13 vs. HOU	**Grand Slam:** - -
Hit-Streak: - -	**SB:** - -		**Hit-Streak:** 13, 2x, last 4/5-18/10	**SB:** 1, 18x, last 6/27/13 at MIL

PERSONAL: Ryan Joseph Sweeney...wife, Natasha...graduated from Xavier High School in Cedar Rapids, IA...named Louisville Slugger National Player of the Year...named First-Team All-State selection in 2001-02...posted a 9-0 record with a 0.35 ERA, with 82 strikeouts as a junior...committed to San Diego State University before signing with Chicago-AL after the 2003 First-Year Player Draft.

2015:

- Released by Chicago-NL on April 9 and did not play professionally.

2014: Began second season with Chicago-NL...placed on 15-day disabled list May 3, with a right hamstring strain...recorded season-high four RBI July 25 vs. St. Louis...recorded 12 multi-hit games on the season...suffered a left hamstring strain August 26 in Cincinnati and placed on 15-day disabled list the following; transferred to 60-day DL September 3...played 24 games (22 starts) in centerfield, 22 games (18 starts) in rightfield and 12 games (eight starts) in leftfield...hit .292 (7-for-24) against left-handed pitching.

2013: Began season with Triple-A Iowa (Chicago-NL) after signing a minor league deal with the Cubs April 3...signed with the Cubs four days after he was released by Boston March 30...contract selected May 6, and made his Cubs debut that night vs. Texas as a defensive replacement in leftfield...tied major league career-high in home runs (6)...missed two months while on the disabled list after he broke a rib crashing into the outfield wall, June 29 at Seattle; transferred to 60-day DL July 2...hit .278 (5-for-18) in five rehab games between Rookie League Mesa and Single-A Kane County and was activated from the DL on September 1...signed two-year contract with Cubs through 2015 with a club option for 2016 on October 10.

2012: Spent first season with Boston...hit .373 (25-for-67) in 19 April games...placed on 15-day disabled list three times: May 21-28 (concussion), June 17-July 7 (toe inflammation) and July 31-end of season (left hand fracture)...ranked seventh in the AL with a .311 batting average (min. 130 PA) and tied for third in doubles (14) in 34 games through May 20 prior to his first DL stint.

2011: Made Oakland's Opening Day roster, his fourth straight...recorded a career-high five hits May 5 vs. Cleveland, going 5-for-6 with a double and two RBI...did not commit an error in the outfield for the second straight season, going 92 games and 153 total chances...the 92-straight errorless games played were second most in Athletics history by an outfielder, behind Stan Javier's 124 in 1995...started 26 games in center field, 24 in leftfield and 16 in rightfield...acquired by Boston via trade December 28, along with pitcher Andrew Bailey for outfielder Josh Reddick, pitcher Raul Alcantara and infielder Miles Head.

2010: Made third straight Opening Day start for Oakland...reached base safely in each of his first 23 games, marking the fifth longest season-opening streak in Athletics history...placed on the 15-day disabled list July 19, with right patella tendinitis...transferred to the 60-day DL July 30, after going undergoing season-ending surgery...hit .307 (73-for-238) against right-handed pitching and .246 (16-for-65) against left-handers... did not commit an error in 81 games in the outfield.

2009: Spent entire season with Oakland...placed on 15-day disabled list June 8 with a sprained left knee; reinstated June 18... hit .324 (95-for-293) in 85 games following his return...his .293 batting average was the fifth best mark in Oakland's history by a player younger than 25 years of age... finished second on the club in doubles (31)...recorded 11 outfield assists, fourth-best in AL...hit .326 (84-for-258) on the road, sixth best in the AL.

2008: Acquired by Oakland via trade January 3, along with pitchers Gio Gonzalez and Fautino De Los Santos, in exchange for outfielder Nick Swisher...made Oakland's Opening Day roster, the first of his career...placed on 15-day disabled list twice: May 30, with a left toe contusion, and August 13, with a sprained right thumb...ranked third among AL rookies in on-base percentage (.350), tied for fourth in multi-hit games (31) and was fifth in average (.286) and stolen bases (9).

2007: Began season ranked by *Baseball America* as the White Sox top prospect...spent majority of season at Triple-A Charlotte before a 15-game stint with the White Sox...recalled April 29, and made his season debut later that night vs. Los Angeles-AL, going 0-for-2 with a walk...optioned back to Charlotte May 20...placed on Charlotte's 7-day disabled list August 2-9, with a sprained right wrist...played for Phoenix in the Arizona Fall League, hitting .286 (24-for-84) with two doubles, a home run and 13 RBI...played in the AFL Rising Stars Showcase game and drove in the winning run with a single in the 10th inning.

2006: Began season at Triple-A Charlotte (Chicago-AL), hitting .296 (133-for-449) with 64 runs, 25 doubles, three triples, 13 home runs and 70 RBI in 118 games...made major league debut September 1 at Kansas City, as a defensive replacement in center field...recorded first career major league hit September 5 at Boston, singling off Kason Gabbard...recorded first career RBI the next night with a groundout...entered the season as third best prospect and best outfield arm in White Sox organization by *Baseball America*...also named 55th best prospect in baseball by *Baseball America* entering 2007.

2005: Spent the entire season with Double-A Birmingham (Chicago-AL), hitting .298 (128-for-429) with 22 doubles, three triples, one home run, 47 RBI and 64 runs scored in 113 games...named 92nd best prospect in baseball by *Baseball America* entering 2006.

2004: Spent entire season with Single-A Winston-Salem (Chicago-AL)...ranked number four prospect in the White Sox organization entering the season by *Baseball America*....also named 42nd best prospect in baseball by *Baseball America* entering 2005.

2003: Split first professional season between Rookie Great Falls and Rookie Bristol (Chicago-AL), combining to hit .327 (33-for-101)...named best pure hitter and best athlete (along with Brian Anderson) from the White Sox 2003 draft class by *Baseball America*.

PROFESSIONAL: Selected by Chicago-AL in second round of 2003 First-Year Player Draft; signed by scouts Paul Provas and Nathan Durst.

SWEENEY'S PLAYING RECORD

YEAR	CLUB	AVG	G	AB	R	H	2B	3B	HR	RBI	SH	SF	HB	BB	SO	SB	CS	E	OBP
2003	Bristol	.313	19	67	11	21	3	0	2	5	1	0	1	7	10	3	0	4	.387
	Great Falls	.353	10	34	0	12	2	0	0	4	0	0	0	2	3	0	2	1	.389
2004	Winston-Salem	.283	134	515	71	146	22	3	7	66	3	2	7	40	65	8	6	7	.342
2005	Birmingham	.298	113	429	64	128	22	3	1	47	7	5	7	35	53	6	6	3	.357
2006	Charlotte	.296	118	449	64	133	25	3	13	70	3	2	3	35	73	7	7	3	.350
	CHICAGO-AL	**.229**	**18**	**35**	**1**	**8**	**0**	**0**	**0**	**5**	**0**	**0**	**0**	**0**	**7**	**0**	**0**	**0**	**.229**
2007	**CHICAGO-AL**	**.200**	**15**	**45**	**5**	**9**	**3**	**0**	**1**	**5**	**0**	**0**	**0**	**4**	**5**	**0**	**1**	**0**	**.265**
	Charlotte	.270	105	397	50	107	17	2	10	47	2	2	1	48	71	8	5	0	.348
2008	Sacramento	.412	8	34	5	14	4	0	1	5	0	0	0	3	4	0	0	0	.459
	AZL Athletics	.000	1	3	0	0	0	0	0	0	0	0	0	2	0	0	0	0	.400
	OAKLAND	**.286**	**115**	**384**	**53**	**110**	**18**	**2**	**5**	**45**	**2**	**6**	**3**	**38**	**67**	**9**	**1**	**1**	**.350**
2009	**OAKLAND**	**.293**	**134**	**484**	**68**	**142**	**31**	**3**	**6**	**53**	**2**	**5**	**3**	**40**	**67**	**6**	**5**	**3**	**.348**
2010	**OAKLAND**	**.294**	**82**	**303**	**41**	**89**	**20**	**2**	**1**	**36**	**1**	**3**	**0**	**24**	**41**	**1**	**1**	**0**	**.342**
2011	**OAKLAND**	**.265**	**108**	**264**	**34**	**70**	**11**	**3**	**1**	**25**	**1**	**1**	**0**	**33**	**48**	**1**	**1**	**0**	**.346**
2012	Portland	.143	2	7	0	1	0	0	0	0	0	0	0	0	0	0	0	0	.143
	BOSTON	**.260**	**63**	**204**	**22**	**53**	**19**	**2**	**0**	**16**	**1**	**1**	**1**	**12**	**43**	**0**	**0**	**2**	**.303**
2013	Iowa	.337	23	83	12	28	2	2	6	16	0	0	0	8	15	1	0	0	.396
	AZL Cubs	.286	4	14	4	4	2	0	0	2	0	0	0	3	1	0	0	0	.412
	Kane County	.250	1	4	0	1	0	0	0	0	0	0	0	0	0	0	0	0	.250
	CHICAGO-NL	**.266**	**70**	**192**	**19**	**51**	**13**	**2**	**6**	**19**	**2**	**1**	**0**	**17**	**31**	**1**	**0**	**1**	**.324**
2014	Kane County	.000	2	5	0	0	0	0	0	0	0	0	0	1	1	0	0	0	.167
	CHICAGO-NL	**.251**	**77**	**207**	**22**	**52**	**9**	**0**	**3**	**20**	**2**	**1**	**1**	**15**	**33**	**0**	**0**	**1**	**.333**
Minor League Totals		**.292**	**540**	**2041**	**281**	**595**	**99**	**13**	**40**	**262**	**16**	**11**	**19**	**184**	**296**	**33**	**26**	**18**	**.354**
American League Totals		**.280**	**535**	**1719**	**224**	**481**	**102**	**12**	**14**	**185**	**7**	**16**	**7**	**151**	**278**	**17**	**9**	**6**	**.338**
National League Totals		**.258**	**147**	**399**	**41**	**103**	**22**	**2**	**9**	**39**	**4**	**2**	**1**	**32**	**64**	**1**	**0**	**2**	**.313**
Major League Totals		**.276**	**682**	**2118**	**265**	**584**	**124**	**14**	**23**	**224**	**11**	**18**	**8**	**183**	**342**	**18**	**9**	**8**	**.333**

SWEENEY'S CAREER FIELDING RECORD

POSITION	PCT	G	PO	A	E	TC	DP	PB
Outfielder	.994	618	1254	36	8	1298	7	—

TWINS MILESTONE WINS

WIN	DATE	OPPONENT	SCORE	WINNING PITCHER
1	April 11, 1961	at New York-AL	6-0	Pedro Ramos
500	August 23, 1966	at Washington	7-0	Jim Kaat
1,000	July 12, 1972	vs. Milwaukee	7-1	Bert Blyleven
1,500	August 17, 1978	vs. Kansas City	6-5	Roger Erickson
2,000	September 25, 1985	at Texas	5-1	Bert Blyleven
2,500	September 28, 1991	at Toronto	5-0	Jack Morris
3,000	May 4, 1999	vs. New York-AL	8-4	Mike Lincoln
3,500	May 7, 2005	at Tampa Bay	8-1	Kyle Lohse
4,000	September 12, 2010	at Cleveland	6-2	Kevin Slowey

ALEX SWIM

HEIGHT/WEIGHT: 6-0/183
BATS/THROWS: L/R
BORN: 3/26/91 in Greensboro, NC
OPENING DAY AGE: 25
RESIDES: Greensboro, NC
ACQUIRED: 22nd round, 2013 First-Year Player Draft
M.L. SERVICE: None
CONTRACT STATUS: Signed thru 2016

C 84

NON-ROSTER INVITE

PERSONAL: Alexander Edward Swim...2010 graduate of Northwest Guilford High School in Greensboro, NC, where he was named All-Conference, All-Area and team MVP.

2015:

- Spent entire season with Single-A Ft. Myers.
- Hit safely in 16 straight April 23-May 12, hitting .429 (30-for-70) in that span.
- Hit .353 (36-for-102) in 25 May games and .320 (77-for-241) pre-All-Star break for the Miracle.
- Named Florida State League All-Star, starting at catcher and hitting second, going 1-for-4 with a run scored.
- Placed on 7-day disabled list July 21, with a right groin strain; reinstated July 31.
- Played in just three games for Miracle and was placed back on DL with same injury August 6 and missed rest of season.
- Hit .327 (83-for-254) against right-handed pitching and .267 (24-for-90) against left-handed pitching.
- Ranked second on Miracle in hits (107) and fourth in RBI (38).
- Played 30 games (29 starts) at catcher for Miracle, 24 games (21 starts) at first base and 16 games (all starts) in right field.
- Named Florida State League Postseason All-Star.

2014: Played one game for Single-A Ft. Myers before being transferred to Single-A Cedar Rapids June 19...spent the rest of the season with the Kernels...played 46 of 63 games in rightfield at Cedar Rapids...hit safely in 14 games June 30-July 18, hitting .429 (24-for-56) with two doubles and 12 RBI in that span...hit .332 (61-for-184) vs. right-handed pitching and .241 (13-for-54) against left-handed pitching.

2013: Spent first professional season with GCL Twins...hit .287 (35-for-122) with a .357 on-base percentage in 37 games...played 17 games (14 starts) at catcher and 10 games (9 starts) at first base.

AMATEUR CAREER: Played four seasons at Elon University from 2010-13, hitting .304 (296-for-974) with 47 doubles, 11 triples, six home runs and 164 RBI in 239 career games...named Third-Team NCBWA Preseason All-American in 2013...First-Team All-SoCon selection by both media and coaches in 2012, NCCSIA All-State and team MVP...named SoCon All-Freshman in 2010.

PROFESSIONAL: Selected by Twins in 22nd round of 2013 First-Year Player Draft; signed by scout Ricky Taylor...originally drafted by St. Louis in 36th round of 2012 First-Year Player Draft.

SWIM'S PLAYING RECORD

YEAR	CLUB	AVG	G	AB	R	H	2B	3B	HR	RBI	SH	SF	HB	BB	SO	SB	CS	E	OBP
2013	GCL Twins	.287	37	122	16	35	7	0	0	12	2	3	1	14	14	0	0	5	.357
2014	Ft. Myers	.333	1	3	0	1	0	0	0	0	0	0	0	0	0	0	0	0	.333
	Cedar Rapids	.311	63	238	27	74	9	0	0	31	1	2	1	15	26	0	2	4	.352
2015	Ft. Myers	.311	85	344	37	107	13	2	0	38	0	0	2	18	30	5	4	5	.349
Minor League Totals		**.307**	**186**	**707**	**80**	**217**	**29**	**2**	**0**	**81**	**3**	**5**	**4**	**47**	**70**	**5**	**6**	**14**	**.351**

TWINS WITH 30-DOUBLE 30-HOMER SEASONS

Tony Oliva ..... 1964 ..... 43 2B, 32 HR
Kirby Puckett ..... 1986 ..... 37 2B, 31 HR
Gary Gaetti ..... 1986 ..... 34 2B, 34 HR
Gary Gaetti ..... 1987 ..... 36 2B, 31 HR
Justin Morneau ..... 2006 ..... 37 2B, 34 HR
Justin Morneau ..... 2007 ..... 31 2B, 31 HR
Michael Cuddyer ..... 2009 ..... 34 2B, 32 HR
Justin Morneau ..... 2009 ..... 31 2B, 30 HR
Josh Willingham ..... 2012 ..... 30 2B, 35 HR

AARON THOMPSON

HEIGHT/WEIGHT: 6-3/203
BATS/THROWS: L/L
BORN: 2/28/87 in Santa Fe, NM
OPENING DAY AGE: 29
RESIDES: Houston, TX
ACQUIRED: Signed as minor league free agent, 12/9/11
M.L. SERVICE: 146 days
CONTRACT STATUS: Signed thru 2016

LHP 64

NON-ROSTER INVITE

2015		GAME HIGHS	CAREER	
IP: 2.1, 5/2 vs. CWS	**Walks:** 1, 11x, last 6/21 vs. CHC		**IP:** 4.1, 8/24/11 vs. MIL	**Walks:** 2, 2x, last 9/18/11 at LAD
SO: 2, 2x, last 5/9 at CLE	**CG:** - -		**SO:** 2, 4x, last 5/9/15 at CLE	**CG:** - -
Win-Streak: 1, 6/4	**Low-Hit:** - -		**Win-Streak:** 1, 6/4/15	**Low-Hit:** - -

PERSONAL: Aaron Marshall Thompson...2005 graduate of Second Baptist High School in Houston, TX, where he went 8-3 with two saves and a 0.84 ERA as a senior...also struck out 133 batters in 66.0 innings pitched...signed a letter of intent with Texas A&M before signing with the Florida Marlins.

2015:

- Optioned from Twins spring training to Triple-A Rochester March 31 but was recalled April 3 as Ervin Santana was suspended.
- Seven of first eight appearances were scoreless, posting a 0.82 ERA (11.0 IP, 1 ER) in that span.
- Earned first career win June 4 at Boston with 1.0 scoreless inning pitched.
- Optioned to Triple-A Rochester July 6...at time of demotion, ranked first in the AL in games (41) and tied for third in baseball, and third on club in holds (9).
- Seven of first eight appearances for Red Wings were scoreless and 12 of his first 14.
- Did not allow a home run in 21 appearances for Red Wings and walked just four batters.
- Appeared in 62 games at both levels combined.
- Held left-handed hitters to a .185 (15-for-81) batting average at both levels combined and held right-handers to a .308 (33-for-107) average.
- Finished tied for 10th in the AL in games (41) among rookies, despite not being on Twins roster in most of July, all of August and September/October.

2014: Was an invite to Twins spring training and reassigned to minor league camp March 24; began season at Triple-A Rochester...posted a 0.90 ERA (10.0 IP, 1 ER) with 11 strikeouts and four walks in 11 June appearances...33 of 46 appearances for the Red Wings were scoreless...held left-handed hitters to a .200 (12-for-60) batting average while at Rochester...led the Red Wings in appearances (46)...had contract selected from August 31 as Samuel Deduno was claimed off waivers by Houston; spent the rest of the season with Minnesota...made Twins debut August 31 at Baltimore, tossing 1.1 scoreless innings of relief, his first major league appearance since September 18, 2011 at Los Angeles-NL, with Pittsburgh...six of seven appearances for Twins were scoreless, posting a 2.45 ERA (7.1 IP, 2 ER)...combined to go 3-3, 3.79 ERA (59.1 IP, 25 ER) with 28 walks and 57 strikeouts in 53 appearances between Rochester and Minnesota.

2013: Began season on the 7-day disabled list with stomach viral infection; reinstated April 15 and had contract transferred to Double-A New Britain...appeared in 11 games for the Rock Cats, posting a 0.61 ERA (14.2 IP, 1 ER) and was promoted to Triple-A Rochester May 18...struck out 42 batters in 44.0 innings for the Red Wings, including a stretch of 20 strikeouts in 10 games June 4-July 14...played winter ball in the Venezuelan Winter League with Tigres de Aragua and in the Australian Baseball League with Brisbane.

2012: Began season on the restricted list due to violation of Minor League Drug Prevention and Treatment Program...reinstated May 29 and transferred to Double-A New Britain from Triple-A Rochester...first 13 games were as starter, going 3-7, 5.74 ERA (73.2 IP, 47 ER) June 3-August 8...final nine games were as reliever, posting a 2.19 ERA (12.1 IP, 3 ER).

2011: Was an invite to Pirates spring training; reassigned to Double-A Altoona March 14...moved to the Curve's bullpen where he went 2-1, 5.47 ERA (24.2 IP, 15 ER) in 16 games...designated for assignment June 24...outrighted to Double-A Altoona June 30...transferred to Triple-A Indianapolis August 10...allowed just one run in 11.2 innings pitched for Indy (1 start and 2 relief appearances) and had his contract selected by Pittsburgh August 24...made his major league debut August 24 vs. Milwaukee, tossing 4.1 scoreless innings with four hits allowed, two walks and one strikeout...optioned back to Indianapolis after the start...recalled by Pittsburgh September 6 and appeared in three games for the Pirates out of the bullpen...signed with Minnesota as a minor league free agent December 9.

2010: Spent first full season in Washington organization...started season with Double-A Harrisburg...transferred to Triple-A Syracuse, April 24 and made one start vs. Rochester before returning to Harrisburg April 26...won back-to-back starts June 22 and 28...earned final win, tossing 6.0 hitless innings with one hit allowed and six walks June 28 at Portland...claimed off waivers by Pittsburgh December 23.

2009: Began season with Double-A Jacksonville (Florida)...posted a 2.70 ERA (30.0 IP, 9 ER) in five June starts...acquired by Washington for infielder Nick Johnson July 31 and assigned to Harrisburg...struck out season-high 11 batters and gave up one run in 6.0 innings, but received a no decision August 23 at Portland...established minor league career-high with 146.2 innings pitched.

2008: Spent majority of season with Single-A Carolina (Florida)...placed on 7-day disabled list with a left shoulder strain May 16...made two rehab starts with the GCL Marlins and was reinstated July 18...hit first professional home run July 31 vs. Jacksonville...won first game, tossing 7.0 scoreless innings August 10 vs. Mobile...participated in Arizona Fall League and went 1-0 with a 6.00 ERA (15.0 IP, 10 ER) in 11 relief appearances with the Mesa Solar Sox...rated as having the best changeup in the Florida system by *Baseball America* prior to 2009 season.

2007: Spent season with Single-A Jupiter (Florida)...ranked second among Florida minor leaguers in ERA (3.37) and surrendered just two home runs...won first decision with 8.0 scoreless innings in fourth start April 24 vs. St. Lucie...made first professional relief appearance April 29 at St. Lucie...struck out season-high 10 batters May 25 vs. Clearwater...won back-to-back starts August 14 and 20.

2006: Named to South Atlantic League Midseason All-Star team and posted minor league career-highs in wins (8) and strikeouts (119), while spending entire season with Single-A Greensboro (Florida)...was winning pitcher in the All-Star Game June 20; pitched a perfect sixth inning and struck out two batters and earned Pitcher of the Game honors.

2005: Started professional career with GCL Marlins...went 3-6 with a 3.96 ERA in 13 total starts...made first professional start June 27 vs. GCL Mets... suffered three straight losses to begin career before first win July 18 at GCL Dodgers...transferred to Single-A Jamestown and picked up lone win with Jammers in second start August 20 at Auburn...allowed three earned runs-or-less in all five starts with Jamestown.

PROFESSIONAL: Selected by Florida in first round (22nd overall) of 2005 First-Year Player Draft; signed by scout Dennis Cardoza.

THOMPSON'S PITCHING RECORD

YEAR	CLUB	W-L	ERA	G	GS	CG	SH	SV	IP	H	R	ER	HR	HB	BB	SO	WP	BK	BAA
2005	GCL Marlins	2-4	4.50	8	8	0	0	0	32.0	42	20	16	1	0	10	41	4	0	.316
	Jamestown	1-2	3.10	5	5	0	0	0	20.1	25	13	7	1	1	10	17	0	0	.301
2006	Greensboro	8-8	3.63	24	24	0	0	0	134.0	139	68	54	12	5	35	114	3	2	.270
2007	Jupiter	4-6	3.37	20	19	0	0	0	115.0	121	64	43	2	4	35	84	9	0	.266
2008	GCL Marlins	0-0	2.00	2	2	0	0	0	9.0	8	2	2	0	0	1	9	0	0	.242
	Carolina	2-5	5.62	16	16	0	0	0	81.2	111	61	51	9	2	40	53	4	2	.331
2009	Jacksonville	5-9	4.11	20	20	0	0	0	114.0	121	63	52	7	2	43	75	5	2	.268
	Harrisburg	0-3	3.31	6	6	0	0	0	32.2	32	18	12	3	0	11	27	2	0	.254
2010	Syracuse	1-0	1.80	1	1	0	0	0	5.0	5	1	1	0	0	3	4	0	0	.250
	Harrisburg	4-13	5.80	26	26	0	0	0	136.2	164	96	88	16	5	53	95	5	2	.299
2011	Altoona	4-7	5.16	28	12	0	0	0	83.2	100	55	48	6	2	20	51	9	3	.307
	Indianapolis	1-0	2.84	5	4	0	0	0	19.0	23	6	6	0	0	9	10	0	0	.295
	PITTSBURGH	**0-0**	**7.04**	**4**	**1**	**0**	**0**	**0**	**7.2**	**13**	**6**	**6**	**2**	**0**	**6**	**1**	**0**	**0**	**.382**
2012	New Britain	3-8	5.23	22	13	0	0	0	86.0	115	54	50	9	8	22	45	4	0	.334
2013	New Britain	0-1	0.61	11	0	0	0	3	14.2	11	1	1	0	0	3	11	0	1	.204
	Rochester	3-2	3.48	31	1	0	0	6	44.0	49	20	17	3	1	13	42	3	0	.285
2014	Rochester	3-3	3.98	46	0	0	0	3	52.0	49	27	23	5	1	26	51	4	0	.250
	MINNESOTA	**0-0**	**2.45**	**7**	**0**	**0**	**0**	**0**	**7.1**	**8**	**2**	**2**	**0**	**0**	**2**	**6**	**0**	**0**	**.286**
2015	Rochester	1-1	3.71	21	0	0	0	1	17.0	16	7	7	0	0	4	11	0	0	.239
	MINNESOTA	**1-3**	**5.01**	**41**	**0**	**0**	**0**	**0**	**32.1**	**32**	**19**	**18**	**2**	**0**	**11**	**17**	**1**	**0**	**.264**
Minor League Totals		**42-72**	**4.32**	**292**	**157**	**0**	**0**	**13**	**996.2**	**1131**	**576**	**478**	**74**	**31**	**338**	**740**	**52**	**12**	**.288**
American League Totals		**1-3**	**4.54**	**48**	**0**	**0**	**0**	**0**	**39.2**	**40**	**21**	**20**	**2**	**0**	**13**	**23**	**1**	**0**	**.268**
National League Totals		**0-0**	**7.04**	**4**	**1**	**0**	**0**	**0**	**7.2**	**13**	**6**	**6**	**2**	**0**	**6**	**1**	**0**	**0**	**.382**
Major League Totals		**1-3**	**4.94**	**52**	**1**	**0**	**0**	**0**	**47.1**	**53**	**27**	**26**	**4**	**0**	**19**	**24**	**1**	**0**	**.290**

THOMPSON'S CAREER FIELDING RECORD

POSITION	PCT	G	PO	A	E	TC	DP	PB
Pitcher	1.000	52	5	9	0	14	0	—

THOMPSON'S BATTING RECORD

BATTING	AVG	AB	R	H	2B	3B	HR	RBI	SH	SF	HB	BB	SO	SB	CS	OBP
Career	.000	0	0	0	0	0	0	0	0	0	0	1	0	0	0	1.000

MICHAEL TONKIN

HEIGHT/WEIGHT: 6-7/220
BATS/THROWS: R/R
BORN: 11/19/89 in Glendale, CA
OPENING DAY AGE: 26
RESIDES: Palmdale, CA
ACQUIRED: 30th round, 2008 First-Year Player Draft
M.L. SERVICE: 1 year, 5 days
CONTRACT STATUS: Signed thru 2016

@MTONKIN37

RHP 59

2015		GAME HIGHS	CAREER	
IP: 2.0, 4x, last 10/3 vs. KC	**Walks:** 2, 9/19-1 vs. LAA		**IP:** 2.0, 5x, last 10/3/15 vs. KC	**Walks:** 3, 5/1/14 vs. LAD
SO: 3, 9/4 at HOU	**CG:** - -		**SO:** 3, 2x, last 9/4/15 at HOU	**CG:** - -
Win-Streak: - -	**Low-Hit:** - -		**Win-Streak:** - -	**Low-Hit:** - -

PERSONAL: Michael Harvey Tonkin...2008 graduate of Palmdale (CA) High School...brother-in-law of former Twins outfielder Jason Kubel.

2015:

- Was optioned from Twins spring training to Triple-A Rochester March 20.
- Was recalled by Minnesota five different times during the season.
- Did not allow a home run at Rochester in 19 appearances from April 19-July 28.
- Set single-game career-high with eight strikeouts (9 batters faced) at Rochester in 3.0 innings pitched July 3 at Lehigh Valley.
- Held opponents scoreless in eight July appearances while at Rochester (15.0 IP) with two walks and 19 strikeouts...combined to post a 0.34 ERA (26.1 IP, 1 ER) in final two months at Rochester before being recalled by Minnesota September 1.
- Converted eight straight save opportunities for the Red Wings June 30-August 18...finished tied for team lead in saves with Rochester (14).
- Ended season with Twins with 10.2 scoreless inning streak from September 13 through season's end.
- Combined to go 2-1, 1.96 ERA (64.1 IP, 14 ER) with 14 walks and 65 strikeouts in 59 games at Rochester and Minnesota.

2014: Was in Twins spring training, optioned to Triple-A Rochester March 24 but recalled from Rochester and was on Opening Day roster as Brian Duensing was placed on Paternity List...made one appearance and was optioned to Rochester April 3; recalled again April 12...posted a 1.29 ERA (7.0 IP, 1 ER) in first nine appearances overall with Minnesota...optioned to Rochester May 18...struck out at least one batter in 14 straight appearances May 29-July 5 with Rochester...ranked third on the Red Wings staff with 39 appearances and led the club in saves with 10 (12 opportunities)...15 of final 19 appearances for Red Wings were scoreless (since July 11), posting a 2.18 ERA (20.2 IP, 5 ER) in that span...recalled September 2...pitched in 10 games in September, posting a 2.70 ERA (6.2 IP, 2 ER) with no walks and seven strikeouts.

2013: Participated in his first Twins major league spring training; optioned March 11...began season with Double-A New Britain...did not allow an earned run in 15 consecutive appearances (16.2 IP) April 21-May 28, and was promoted to Triple-A Rochester May 30...did not allow an earned run in first 10 appearances (11.2 IP) for the Red Wings May 30-June 23...recalled by Minnesota July 11 when Caleb Thielbar was placed on the Bereavement List...made major league debut July 11 at Tampa Bay, pitching 1.1 scoreless innings with one strikeout...optioned to Triple-A Rochester July 13...recalled August 20; appeared in one game for the Twins and optioned back to Rochester August 23...converted 14 of 15 save opportunities for the Red Wings, leading the club in saves...recalled September 9 and posted a 1.00 ERA (9.0 IP, 1 ER) in seven September games...posted a 3.03 ERA (68.1 IP, 23 ER) with 76 strikeouts and 19 walks in 61 games between all three levels...led Twins minor leaguers in saves (21)...named reliever on MiLB.com Twins organizational All-Star team...ranked 15th best prospect in Twins system by *Baseball America* entering 2014.

2012: Started season with Single-A Beloit and won in first appearance, tossing 2.0 scoreless innings April 6 vs. Peoria...recorded at least one strikeout in 20 of 22 appearances for the Snappers, totaling 53 in 39.0 innings...struck out multiple batters in 15 appearances...selected to play in the Midwest League All-Star Game...promoted to Single-A Ft. Myers June 20...named Twins minor league Pitcher of the Week June 15, tossing 5.2 scoreless innings with three saves, no hits allowed, no walks and 12 strikeouts in five games...named Twins minor league Pitcher of the Month for June, going 0-1, 0.64 ERA (14.1 IP, 1 ER) with two saves and 27 strikeouts in nine games...recorded at least one strikeout in all 22 appearances for the Miracle, totaling 44 in 30.1 innings...struck out multiple batters in 15 appearances...combined to go 4-1, 2.08 ERA (69.1 IP, 16 ER) with 12 saves, 97 strikeouts and 20 walks in 44 appearances between both levels...named reliever on MiLB.com Twins organizational All-Star team...played for Peoria Javelinas in the Arizona Fall League, going 1-0, 2.45 ERA (14.2 IP, 4 ER) with three walks and seven strikeouts in 10 games...added to the Twins 40-man roster in November.

2011: Spent entire season with Single-A Beloit...did not allow a run in 13 consecutive appearances (14.2 IP) May 23-June 28...posted a 2.13 ERA (12.2 IP, 3 ER) in 10 June appearances...recorded at least one strikeout in 11 straight appearances (23 total) July 9-August 15...allowed just three home runs on the season and just one in final 40 appearances since May 2...tied for team-lead in appearances (48).

2010: Started season with Single-A Beloit...went 3-6, 4.29 ERA (65.0 IP, 31 ER) in 13 games (12 starts) for the Snappers...transferred to Rookie Elizabethton July 19...eight of 10 appearances for the E-Twins were scoreless — seven of those scoreless appearances were outings of 2.0 innings-or-more.

2009: Spent entire season with Rookie GCL Twins...named Twins minor league Pitcher of the Week July 17, going 1-0, 0.00 ERA (7.0 IP) with two hits allowed and 15 strikeouts in one start...went 2-1, 1.73 ERA (26.0 IP, 5 ER) in five August games (4 starts)...finished second in the GCL in strikeouts (60).

2008: Spent first professional season with GCL Twins, going 0-1, 3.27 ERA (11.0 IP, 4 ER) in six games (1 start)...ranked 30th best prospect in the Twins organization by *Baseball America* entering the 2009 season.

PROFESSIONAL: Selected by Twins in 30th round of 2008 First-Year Player Draft; signed by Twins scout Dan Cox.

TONKIN'S PITCHING RECORD

YEAR	CLUB	W-L	ERA	G	GS	CG	SH	SV	IP	H	R	ER	HR	HB	BB	SO	WP	BK	BAA
2008	GCL Twins	0-1	3.27	6	1	0	0	0	11.0	10	4	4	0	1	3	8	0	0	.244
2009	GCL Twins	3-4	3.62	11	9	0	0	0	54.2	55	30	22	2	4	9	60	5	0	.258
2010	Elizabethton	1-0	1.08	10	0	0	0	1	25.0	18	6	3	1	4	4	26	1	0	.196
	Beloit	3-6	4.29	13	12	0	0	0	65.0	76	43	31	7	8	18	40	7	0	.287
2011	Beloit	4-3	3.87	48	3	0	0	2	76.2	82	41	33	3	8	24	69	6	0	.271
2012	Beloit	3-0	1.38	22	0	0	0	6	39.0	29	8	6	1	1	9	53	5	0	.206
	Ft. Myers	1-1	2.97	22	0	0	0	6	30.1	24	12	10	2	2	11	44	1	0	.212
2013	Rochester	1-2	4.41	30	0	0	0	14	32.2	33	18	16	3	1	8	36	0	0	.256
	New Britain	1-2	2.22	22	0	0	0	7	24.1	21	10	6	0	3	8	30	2	0	.216
	MINNESOTA	**0-0**	**0.79**	**9**	**0**	**0**	**0**	**0**	**11.1**	**9**	**6**	**1**	**0**	**0**	**3**	**10**	**1**	**0**	**.205**
2014	Rochester	3-4	2.80	39	0	0	0	10	45.0	41	18	14	2	2	12	46	1	0	.246
	MINNESOTA	**0-0**	**4.74**	**25**	**0**	**0**	**0**	**0**	**19.0**	**23**	**13**	**10**	**2**	**2**	**6**	**16**	**1**	**0**	**.307**
2015	Rochester	2-1	1.10	33	0	0	0	14	41.0	25	5	5	2	1	5	46	4	0	.174
	MINNESOTA	**0-0**	**3.47**	**26**	**0**	**0**	**0**	**0**	**23.1**	**21**	**9**	**9**	**4**	**1**	**9**	**19**	**1**	**0**	**.239**
Minor League Totals		**22-24**	**3.04**	**256**	**25**	**0**	**0**	**60**	**444.2**	**414**	**195**	**150**	**23**	**35**	**111**	**458**	**32**	**0**	**.243**
Major League Totals		**0-0**	**3.35**	**60**	**0**	**0**	**0**	**0**	**53.2**	**53**	**28**	**20**	**6**	**3**	**18**	**45**	**3**	**0**	**.256**

TONKIN'S CAREER FIELDING RECORD

POSITION	PCT	G	PO	A	E	TC	DP	PB
Pitcher	1.000	60	3	10	0	13	1	—

PRONUNCIATION GUIDE

ARCIA ..... ARR-see-ya
BERESFORD ..... BEAR-ess-ferd
BERRIOS ..... ba-REE-ohs
BOSHERS ..... bo-SHEERS
CENTENO ..... sen-TEN-yo
CHARGOIS ..... shag-wa
DOZIER ..... DOE-zhur
DUFFEY ..... DUFF-ee
FIEN ..... feen
LANDA ..... lawn-duh
MASTROIANNI ..... mass-tro-YAH-nee
MELOTAKIS ..... meh-lah-TAH-kiss
HEIKER MENESES ..... aker man-ESS-iss
MILONE ..... ma-LONE
NOLASCO ..... nuh-LASS-co
O'ROURKE ..... oh-ROARK
PLOUFFE ..... ploof
ROSARIO ..... row-SAW-ree-oh
SANO ..... sah-NO
SUZUKI ..... soo-ZOO-kee
KENNYS (VARGAS) ..... KEN-ees
VAVRA ..... VAH-vrah
ENGELB VIELMA ..... AHN-gel vee-EL-ma

WILFREDO TOVAR

HEIGHT/WEIGHT: 5-10/180
BATS/THROWS: R/R
BORN: 8/11/91 in Santa Teresa del Tuy, VZ
OPENING DAY AGE: 24
RESIDES: Santa Teresa del Tuy, VZ
ACQUIRED: Signed as minor league free agent, 12/14/15
M.L. SERVICE: 53 days
CONTRACT STATUS: Signed thru 2016

INF 36

@WTOVAR70

NON-ROSTER INVITE

PERSONAL: Wilfredo Jose Tovar Soto (pronounced wil-FRAY-doe TOE-var)...attended Vailes del Tuy Santa Teresa in his hometown.

2015:

- Optioned from New York-NL spring training to Double-A Binghamton March 17; transferred to Triple-A Las Vegas April 8 and spent the entire season there.
- Recorded second career two-homer game May 5 at Albuquerque.
- Placed on 7-day disabled list August 18, with dislocated left shoulder; reinstated by Las Vegas and recalled by New York-NL August 29, but did not play for the Mets; transferred to 60-day disabled list.
- Hit .268 (71-for-265) with 10 doubles, one triple and three home runs for the 51s pre-All-Star break and .326 (30-for-92) with five doubles post-All-Star break.
- Hit .307 (39-for-127) against left-handed pitching for the 51s and .270 (62-for-230) against right-handed pitching.

2014: Began season with Double-A Binghamton (New York-NL)...placed on the 7-day disabled list May 30 with a sprained left thumb...made rehab appearances with Single-A St. Lucie and GCL Mets...recalled September 23 from Binghamton and appeared in two games with the Mets...made his season debut on September 27 vs. Houston as a defensive replacement...hit .288 (80-278) with two home runs in 85 minor league games across the four levels.

2013: Began season with Double-A Binghamton (New York-NL)...first career two-homer game August 7 vs. Altoona...recalled by Mets September 20...made major league debut September 22 at Philadelphia, recording two hits, the game-tying RBI and a stolen base; singled off Cliff Lee for first major league hit...became one of four Mets to have two-or-more hits, one-or-more RBI and one-or-more stolen bases in his major league debut, joining Rod Gaspar, Lenny Dykstra, and Preston Wilson...made five starts at shortstop for the Mets...named MiLB.com Mets Organizational All-Star.

2012: Split season between Single-A St. Lucie and Double-A Binghamton (New York-NL)...promoted to Binghamton on June 21...played in Florida State League Midseason All-Star Game June 16 at Charlotte and went 0-2 for the South Team.

2011: Spent entire season with Single-A Savannah (New York-NL) and set career-high in games played (131)...played for Peoria in the Arizona Fall League, hitting .281 (27-for-96) with 11 doubles, one triple, one home run and nine RBI in 24 games.

2010: Split the season between three levels of the Mets organization; Single-A Brooklyn, Single-A Savannah and Single-A St. Lucie...hit .266 (92-for-346) with 17 doubles, two triples, 29 RBI and 12 stolen bases (23 attempts) in 92 games between all levels combined.

2009: Split his second professional season between VSL Mets and GCL Mets, hitting .253 (47-for-186) with eight doubles, four triples and 17 stolen bases (26 attempts) in 50 games combined.

2008: Spent first professional season with VSL Mets, hitting .203 (31-for-153) with seven doubles, one triple and two home runs in 49 games.

PROFESSIONAL: Signed by New York-NL as non-drafted free agent October 12, 2007.

TOVAR'S CAREER FIELDING RECORD

POSITION	PCT	G	PO	A	E	TC	DP	PB
Shortstop	1.000	8	5	16	0	21	4	—

TOVAR'S PLAYING RECORD

YEAR	CLUB	AVG	G	AB	R	H	2B	3B	HR	RBI	SH	SF	HB	BB	SO	SB	CS	E	OBP
2008	VSL Mets	.203	49	153	16	31	7	1	2	11	6	0	2	12	23	7	4	9	.269
2009	VSL Mets	.289	12	38	3	11	3	1	0	2	0	1	0	5	3	1	1	5	.364
	GCL Mets	.243	38	148	21	36	5	3	0	14	1	1	3	8	19	16	8	14	.294
2010	St. Lucie	.246	30	118	14	29	5	1	0	6	1	0	2	3	22	4	3	6	.276
	Savannah	.281	44	160	12	45	10	0	0	17	2	0	3	8	12	4	5	9	.327
	Brooklyn	.265	18	68	11	18	2	1	0	6	3	1	3	2	9	4	3	3	.311
2011	Savannah	.251	131	491	70	123	21	3	2	41	3	7	8	44	53	15	9	20	.318
2012	St. Lucie	.284	65	218	31	62	17	1	1	23	4	1	4	29	17	12	7	9	.377
	Binghamton	.254	57	193	20	49	11	2	0	27	3	4	6	11	22	2	1	9	.308
2013	Binghamton	.263	133	441	70	116	14	4	4	36	3	2	7	33	49	12	7	11	.323
	NEW YORK-NL	**.200**	**7**	**15**	**1**	**3**	**0**	**0**	**0**	**2**	**2**	**0**	**1**	**1**	**3**	**1**	**0**	**0**	**.294**
2014	GCL Mets	.333	2	6	0	2	1	0	0	2	0	0	0	1	1	0	1	0	.429
	St. Lucie	.353	5	17	2	6	2	1	0	4	0	0	2	4	1	2	0	0	.522
	Binghamton	.282	78	255	31	72	8	1	2	29	1	3	5	21	22	8	6	5	.345
	NEW YORK-NL	**.000**	**2**	**3**	**0**	**0**	**0**	**0**	**0**	**0**	**0**	**0**	**0**	**0**	**0**	**0**	**0**	**0**	**.000**
2015	Las Vegas	.283	102	357	50	101	15	1	3	42	6	1	2	22	40	30	13	10	.327
Minor League Totals		**.263**	**764**	**2663**	**351**	**701**	**121**	**20**	**14**	**260**	**33**	**21**	**47**	**203**	**293**	**117**	**68**	**110**	**.324**
Major League Totals		**.167**	**9**	**18**	**1**	**3**	**0**	**0**	**0**	**2**	**2**	**0**	**1**	**1**	**3**	**1**	**0**	**0**	**.250**

TWINS 2016 ROSTER – HOW CONSTRUCTED

	FIRST-YEAR PLAYER DRAFT (15)	VIA TRADE (7)	SIGNED AS FREE AGENT (14)	RULE-5 DRAFT (2)	CLAIMED OFF WAIVERS (2)
2001:	Joe Mauer (1st round)				
2004:	Glen Perkins (1st round) Trevor Plouffe (1st round)				
2007:			Oswaldo Arcia Danny Santana		
2008:	Michael Tonkin (30th round)				
2009:	Brian Dozier (8th round) Kyle Gibson (1st round)		Max Kepler Jorge Polanco Miguel Sano Kennys Vargas		
2010:	Pat Dean (3rd round) Ryan O'Rourke (13th round) Eddie Rosario (4th round)		Yorman Landa Randy Rosario		
2012:	Byron Buxton (1st round) J.T. Chargois (2nd round) Tyler Duffey (5th round) Mason Melotakis (2nd round) Taylor Rogers (11th round) Adam Brett Walker (3rd round)	Eduardo Escobar (CWS) Trevor May (PHI) Alex Meyer (WAS)	Casey Fien	Ryan Pressly (BOS)	
2013:			Phil Hughes Ricky Nolasco Kurt Suzuki		
2014:		Tommy Milone (OAK) Eduardo Nunez (NYY)	Ervin Santana	J.R. Graham (ATL)	
2015:		Kevin Jepsen (TB) John Ryan Murphy (NYY)	Byung Ho Park		John Hicks (SEA) Mike Strong (MIL)

NOTE: LIST INCLUDES 40-MAN ROSTER AND EXCLUDES NON-ROSTER INVITES

STUART TURNER

HEIGHT/WEIGHT: 6-2/220
BATS/THROWS: R/R
BORN: 12/27/91 in Eunice, LA
OPENING DAY AGE: 24
RESIDES: Eunice, LA
ACQUIRED: 3rd round, 2013 First-Year Player Draft
M.L. SERVICE: None
CONTRACT STATUS: Signed thru 2016

C 85

@STURN26

NON-ROSTER INVITE

PERSONAL: Randy Stuart Turner...graduate of Eunice (LA) High School, where he was named a Louisville Slugger All-American in 2009...was three-time All-State and All-District selection in baseball from 2008-10...lettered three years in football and was All-District selection in 2009...attended Junior College at LSU-Eunice where he was named Easton Defensive Player of the Year, Rawlings Gold Glove winner and Academic All-American with a 4.0 GPA...transferred to University of Mississippi for the 2013 season, where he hit .374 (83-for-222) with 15 doubles, five home runs, 51 RBI and 44 runs scored in 62 games for the Rebels...named catcher on 2013 Louisville Slugger/CollegeBaseballInsider.com First-Team All-American list.

2015:

- Was an invite to Twins spring training; reassigned to minor league camp March 15 and spent entire season with Double-A Chattanooga.
- Hit two-run walk-off home run May 8 vs. Jackson, breaking a 2-2 tie in the bottom of the ninth inning.
- Named Twins minor league Player of the Week July 31, hitting .471 (8-for-17) with two doubles, one home run, four RBI and six runs scored in five games for the Lookouts.
- Hit .310 (22-for-71) with five doubles, one home run, nine RBI, 10 runs scored, 11 walks and a .405 on-base percentage in 21 July games.
- Caught 97 games (95 starts) for the Lookouts, committing just six errors while posting a .992 fielding percentage...97 games-caught led all Twins minor leaguers.
- Named catcher on MiLB.com Twins organizational All-Star team.
- Played 12 games for Scottsdale in the Arizona Fall League.
- Ranked 16th best prospect and best defensive catcher in Twins system by *Baseball America*, entering 2016.

2014: Was an invite to Twins spring training; reassigned to minor league camp March 9 and spent entire season with Single-A Ft. Myers...recorded two four-hit games: May 27 at Clearwater and August 26 at Bradenton...named Florida State League Player of the Week September 2 and Twins minor league Player of the Week for the same period, hitting .462 (6-for-13) with three doubles, one home run, five RBI, two walks and three runs scored in four games...played 92 games at catcher and one as designated hitter...named best defensive catcher in Twins system and 13th best prospect by *Baseball America* entering 2015.

2013: Started professional career with Rookie Elizabethton after being selected in the third round of the First-Year Player Draft...hit first professional home run August 11 at Burlington...hit .299 (20-for-67) with four doubles, three home runs and 12 RBI in 18 August games; hit safely in 14 of those 18 games...promoted to Double-A New Britain August 31, playing in one game for the Rock Cats as the designated hitter, going 2-for-4...named best defensive catcher and 30th best prospect in the Twins system by *Baseball America* entering 2014.

PROFESSIONAL: Selected by Twins in third round of 2013 First-Year Player Draft; signed by scout Alan Sandberg.

TURNER'S PLAYING RECORD

YEAR	CLUB	AVG	G	AB	R	H	2B	3B	HR	RBI	SH	SF	HB	BB	SO	SB	CS	E	OBP
2013	Elizabethton	.264	34	121	15	32	5	0	3	19	1	4	4	12	22	0	1	4	.340
	New Britain	.500	1	4	1	2	0	0	0	0	0	0	0	0	1	0	0	0	.500
2014	Ft. Myers	.249	93	325	49	81	16	2	7	40	1	2	5	31	61	7	0	3	.322
2015	Chattanooga	.223	98	327	40	73	13	1	4	37	0	3	4	45	69	5	2	6	.322
Minor League Totals		**.242**	**226**	**777**	**105**	**188**	**34**	**3**	**14**	**96**	**2**	**9**	**13**	**88**	**153**	**12**	**3**	**13**	**.326**

KENNYS VARGAS

HEIGHT/WEIGHT: 6-5/289
BATS/THROWS: S/R
BORN: 8/1/90 in Canovanas, PR
OPENING DAY AGE: 25
RESIDES: Morovis, PR
ACQUIRED: Signed as an undrafted free agent, 2/25/09
M.L. SERVICE: 161 days
CONTRACT STATUS: Signed thru 2016

@KENNYS_VARGAS

1B/DH 19

GAME HIGHS					
2015			**CAREER**		
Hits: 4, 6/22 vs. CWS	**HR:** 1, 5x, last 6/22 vs. CWS		**Hits:** 4, 6/22/15 vs. CWS	**HR:** 1, 14x, last 6/22/15 vs. CWS	
RBI: 4, 6/22 vs. CWS	**Grand Slam:** - -		**RBI:** 5, 8/23/14 vs. DET	**Grand Slam:** - -	
Hit-Streak: 5, 5/6-12	**SB:** - -		**Hit-Streak:** 8, 8/29-9/5/14	**SB:** - -	

PERSONAL: Kennys Vargas (pronounced KEN-ee)...wife, Marta...daughter, Kamila (7/8/14)...attended Luis Hernaiz Verone (PR) High School in Calle Autonomia, Canovanas, Puerto Rico, the sixth player from that school to play professionally.

CAREER HIGHLIGHTS: Has 257 RBI over four levels in last three seasons for average of 86 RBI-per-season...named Eastern League Midseason All-Star in 2014...selected to SiriusXM Futures Game at Target Field in 2014...2014 Sherry Robertson Award winner for Twins minor league Player of the Year...led Florida State League in RBI (93) in 2013...ranked 20th best prospect in Twins system by *Baseball America* entering 2014.

2015:

- Made Twins Opening Day roster for first time in career and was Opening Day designated hitter, batting fifth April 6 at Detroit.
- Hit .248 (26-for-105) with three doubles, three home runs and 10 RBI for the Twins before being optioned to Triple-A Rochester May 19.
- Recorded two-homer game with four RBI for Red Wings May 22 at Norfolk (Game 1).
- Recalled from Rochester June 8.
- Hit first career walk-off home run June 18 vs. St. Louis, hitting a solo shot in the bottom of the ninth inning, giving the Twins a 2-1 victory.
- Recorded career-high four hits, including a home run and season-high four RBI June 22 vs. Chicago-AL.
- Appeared in 18 games for the Twins and was optioned to Double-A Chattanooga July 1.
- Named Southern League Player of the Week August 10, hitting .435 (10-for-23) with one double, two triples, three home runs, 10 RBI, seven walks and a .548 on-base percentage in seven games.
- Promoted to Rochester August 11.
- Named Twins minor league Player of the Week August 16, hitting .391 (9-for-23) with two doubles, one home run, eight RBI, nine walks and a .563 on-base percentage in eight games.
- Recalled by Minnesota September 1 as part of September additions.
- Named first baseman on MiLB.com Twins organizational All-Star team.

2014: Was optioned to Double-A New Britain from Twins spring training March 9...named Twins minor league Player of the Week May 4 after hitting .476 (10-for-21) with two doubles, three home runs, seven RBI and five walks in seven games...hit .358 (38-for-106) with seven doubles, five home runs and 24 RBI in 29 May games...hit six home runs with 20 RBI in an 11-game span June 6-19...named Eastern League Midseason All-Star...participated in the SiriusXM Futures Game at Target Field July 13 for the World Team; batted fourth and played first base, going 1-for-4 with a double...hit .281 (100-for-356) with 17 doubles, 17 home runs and 63 RBI in 97 games for the Rock Cats and was recalled July 31 when the Twins traded outfielder Sam Fuld to Oakland...made major league debut August 1 at Chicago-AL, batting sixth and playing first base; recorded first career hit with two-RBI double off Chris Sale...hit first career home run August 5 vs. San Diego, a three-run shot off Jesse Hahn...recorded multiple-RBI five times in first 15 games (through August 17), making him the first player in club history to do so...set season-high with five RBI August 23 vs. Detroit (Game 1)...through games of August 23, had 22 RBI in 21 games, the first rookie to have as many in such few games since Albert Pujols also had 22 in 2001...hit .309 (38-for-123) with seven doubles, four home runs, 24 RBI, 17 runs scored, 11 multi-hit games, hitting safely in 24 of 29 games in August...the 24 RBI were tied with Trevor Plouffe for third most in the AL and tied for fifth most in baseball...38 hits were tied for third most in the AL...among rookies in baseball during August, he ranked first in RBI, tied for second in hits, tied for third in runs, and sixth in batting average...among Twins all-time rookies, the 24 RBI tied him with Gary Gaetti (July 1982) for second most all-time for any month (record held by Jimmie Hall, 27 in August of 1963)...recorded 38 hits in August, paired with Danny Santana's 41, totaling 79, the second most in Twins history for two rookies in one month, trailing only Bernie Allen (44) and Rich Rollins (40), who combined for 84 in August of 1962...set season-high with eight-game hitting streak August 29-September 5, hitting .314 (11-for-35) with eight RBI during the streak...through games of

September 3, he had 43 hits and 31 RBI in just 32 major league games; according to Elias, prior to Vargas, the most recent players who registered at least 40 hits and 30-or-more RBI in so few games into their careers were Albert Pujols (40/30 in his 29th game) and Joe DiMaggio (52/32 in 28th game)...recorded 38 RBI from August 1 through end of season, tied for fourth most in the AL since that date through the end of the season and tied for seventh most in baseball...led all rookies in baseball post-All-Star break in RBI (38), tied for sixth in hits (59), and tied for seventh in doubles (10)...had a 5.66 AB-per-RBI ratio, the second highest in Twins history for a rookie (min. 150 at-bats), trailing Brian Buscher (4.64 in 2008)...given the Sherry Robertson Award for Twins minor league Player of the Year.

2013: Spent season with Single-A Ft. Myers...hit .313 (30-for-96) with eight doubles, eight home runs, 30 RBI and 15 walks in 28 May games...hit .361 (30-for-83) with nine doubles and 18 RBI in 23 June games...named Florida State League Mid- and Postseason All-Star...recorded second career two-homer game and career-high six RBI July 27 vs. Clearwater...recorded 93 RBI, the most in the Florida State League and seventh most among all Single-A players...93 RBI marked the most for a Miracle player since Erik Lis had 97 in 2007...tied for second in the FSL in home runs (19)...hit .282 (42-for-149) with nine doubles and five home runs from the right side and .260 (80-for-308) with 24 doubles and 14 home runs from the left side...added to Twins 40-man roster November 20...ranked 20th best prospect in Twins system by *Baseball America* entering 2014.

2012: Spent season with Single-A Beloit...missed the Snappers first 29 games, serving part of a 50-game MLB drug suspension from August 11, 2011...hit two home runs in first game July 22 vs. Great Lakes...homered six times in first nine games July 22-31, including second professional grand slam July 28 at Peoria...reached base safely in final 22 games August 12-September 3, including a 12-game hitting streak August 12-24...named Twins minor league Player of the Week August 24, hitting .429 (12-for-28) with one double, one home run, five RBI and four runs scored in seven games...hit .296 (8-for-27) with no home runs and five RBI from the right side and .323 (41-for-127) with 11 home runs and 31 RBI from the left side.

2011: Spent entire season with Rookie Elizabethton...homered in first two games June 21 and 22 vs. Bluefield...hit safely in season-high 10 straight games July 1-14, hitting .432 (16-for-37) with 15 RBI and a .488 on-base percentage in that span...suspended for 50 games August 11 for violating MLB's drug policy...hit .349 (15-for-43) with three extra-base hits from the right side and .313 (41-for-131) with 14 extra-base hits from the left side.

2010: Spent entire season in Gulf Coast League...named GCL Postseason All-Star...hit .383 (36-for-94) from the left side and .208 (10-for-48) from the right side...led team in batting average (.324), RBI (26), doubles (15) and slugging percentage (.507), second in games (39), and third in at-bats (142)...finished second in Gulf Coast League in doubles.

2009: Spent first professional season with GCL Twins...hit first professional grand slam and home run in second career game June 28 at GCL Rays...hit .333 (6-for-18) with two homers from the right side and .242 (22-for-91) with one home run from the left side.

PROFESSIONAL: Signed by Twins as undrafted free agent February 25, 2009; signed by scout Hector Otero.

VARGAS' PLAYING RECORD

YEAR	CLUB	AVG	G	AB	R	H	2B	3B	HR	RBI	SH	SF	HB	BB	SO	SB	CS	E	OBP
2009	GCL Twins	.257	35	109	12	28	7	0	3	18	0	1	3	17	34	2	0	3	.369
2010	GCL Twins	.324	39	142	24	46	15	1	3	26	0	2	3	13	40	1	0	3	.388
2011	Elizabethton	.322	44	174	27	56	11	0	6	33	0	1	1	15	50	0	0	4	.377
2012	Beloit	.318	41	154	22	49	10	1	11	36	0	3	1	28	41	0	0	3	.419
2013	Ft. Myers	.267	125	457	68	122	33	1	19	93	0	6	7	50	105	0	0	11	.344
2014	New Britain	.281	97	356	50	100	17	0	17	63	0	3	3	43	68	0	2	4	.360
	MINNESOTA	**.274**	**53**	**215**	**26**	**59**	**10**	**1**	**9**	**38**	**0**	**4**	**3**	**12**	**63**	**0**	**0**	**3**	**.316**
2015	Chattanooga	.287	35	122	20	35	3	2	7	24	0	1	2	26	32	0	0	3	.417
	Rochester	.279	38	122	20	34	6	0	6	22	0	1	2	26	39	0	0	2	.411
	MINNESOTA	**.240**	**58**	**175**	**18**	**42**	**4**	**0**	**5**	**17**	**0**	**0**	**0**	**9**	**54**	**0**	**0**	**0**	**.277**
Minor League Totals		**.287**	**454**	**1636**	**243**	**470**	**102**	**5**	**72**	**315**	**0**	**18**	**22**	**218**	**409**	**3**	**2**	**33**	**.375**
Major League Totals		**.259**	**111**	**390**	**44**	**101**	**14**	**1**	**14**	**55**	**0**	**4**	**3**	**21**	**117**	**0**	**0**	**3**	**.299**

VARGAS' CAREER FIELDING RECORD

POSITION	PCT	G	PO	A	E	TC	DP	PB
First Base	.988	31	219	19	3	241	17	—

HOME RUN IN FIRST GAME AS TWIN

PLAYER	DATE	AT-BAT	COUNT	OPPONENT	PITCHER
Rick Renick	7-11-68	1st	3-1	Detroit	Mickey Lolich
Hal Haydel	9-7-70	2nd	0-0	Milwaukee	Al Downing
Eric Soderholm	9-3-71	2nd	1-1	Oakland	Diego Segui
Dave McKay	8-22-75	1st	1-1	Detroit	Vern Ruhle
Kent Hrbek	8-24-81	5th	2-2	at New York-AL	George Frazier
Tim Laudner	8-28-81	3rd	0-1	Detroit	Dave Rozema
Gary Gaetti	9-20-81	1st	1-1	at Texas	Charlie Hough
Andre David	6-29-84	1st	1-2	at Detroit	Jack Morris
Luke Hughes	4-28-10	1st	2-2	at Detroit	Max Scherzer
Eric Fryer*	9-11-13	1st	3-1	Oakland	Tommy Milone
Eddie Rosario	5-6-15	1st	0-0	Oakland	Scott Kazmir

* - Played two seasons with Pittsburgh from 2011-12, but hit first career home run with Twins. Other 10 players started their career with Minnesota

ENGELB VIELMA

HEIGHT/WEIGHT: 5-11/155
BATS/THROWS: S/R
BORN: 6/22/94 in Maracaibo, VZ
OPENING DAY AGE: 21
RESIDES: Maracaibo, VZ
ACQUIRED: Signed as undrafted free agent, 9/8/11
M.L. SERVICE: None
CONTRACT STATUS: Signed thru 2016

@ENGELB22

NON-ROSTER INVITE

INF 1

PERSONAL: Engelb Stalin Vielma (pronounced AHN-gel vee-EL-ma)...signed as 17-year-old from Maracaibo, Venezuela in 2011.

2015:

- Spent entire season with Single-A Ft. Myers.
- Hit second professional home run May 3 vs. Charlotte.
- Named Twins minor league Player of the Week June 16, hitting .467 (7-for-15) with one double, two RBI, two runs scored and a .529 on-base percentage in four games for the Miracle.
- Placed on 7-day disabled list July 9 with a sprained left shoulder; reinstated July 18.
- Hit .192 (32-for-167) with four extra-base hits in first two months combined, but hit .318 (87-for-274) with eight extra-base hits in final four months combined, including .346 (27-for-78) in 25 June games and .338 (27-for-80) in 21 July games.
- Hit .301 (37-for-123) as right-handed batter for the Miracle and .258 (82-for-318) as left-handed batter.
- Played 120 games (118 starts) at shortstop for the Miracle, his only defensive position played.
- Led Miracle in hits (119), at-bats (441) and stolen bases (35), ranked second in games (120), runs (49) and total bases (135).
- Ranked sixth in Florida State League in stolen bases, and tied for seventh among all High-A players.
- Played for Tigres de Aragua in the Venezuelan Winter League.
- Ranked 18th best prospect, best defensive infielder and best infield arm in Twins system by *Baseball America*, entering 2016.

2014: Spent entire season with Single-A Cedar Rapids...named Twins minor league Player of the Week May 9, batting .423 (11-for-26) with two doubles, one triple, eight runs scored and three RBI in seven games...hit his first professional home run August 19 vs. Quad Cities, a solo shot... played 105 games (all starts) at shortstop and seven games (all starts) at second base...set career-highs in games (112), at-bats (418), runs (63), hits (111), doubles (13), triples (4), RBI (33) and walks (28)...named 22nd best prospect and best defensive infielder in the Twins system by *Baseball America* entering 2015.

2013: Started second professional season with GCL Twins...hit .237 (31-for-131) in 42 games for GCL...played 36 games at shortstop and six at third base...promoted to Rookie Elizabethon August 24 and played six games to finish the season.

2012: Spent first professional season with DSL Twins...ranked second on the club in runs (24) and stolen bases (16), and third in hits (42) and total bases (52).

PROFESSIONAL: Signed by Twins as undrafted free agent September 8, 2011; signed by scout Jose Leon.

VIELMA'S PLAYING RECORD

YEAR	CLUB	AVG	G	AB	R	H	2B	3B	HR	RBI	SH	SF	HB	BB	SO	SB	CS	E	OBP
2012	DSL Twins	.268	44	157	24	42	4	3	0	19	0	2	4	18	27	16	5	18	.354
2013	GCL Twins	.237	42	131	20	31	3	0	0	11	2	2	2	15	23	7	3	13	.320
	Elizabethton	.217	6	23	7	5	0	0	0	1	0	0	2	1	7	1	0	1	.308
2014	Cedar Rapids	.266	112	418	63	111	13	4	1	33	5	5	3	28	71	10	6	18	.313
2015	Ft. Myers	.270	120	441	49	119	9	2	1	29	18	6	1	35	71	35	12	21	.321
Minor League Totals		**.263**	**324**	**1170**	**163**	**308**	**29**	**9**	**2**	**93**	**25**	**15**	**12**	**97**	**199**	**69**	**26**	**72**	**.322**

ADAM BRETT WALKER II

HEIGHT/WEIGHT: 6-5/225
BATS/THROWS: R/R
BORN: 10/18/91 in Milwaukee, WI
OPENING DAY AGE: 24
RESIDES: Milwaukee, WI
ACQUIRED: 3rd round, 2012 First-Year Player Draft
M.L. SERVICE: None
CONTRACT STATUS: Signed thru 2016

OF 73

PERSONAL: Adam Brett Walker II...2009 graduate of Milwaukee (WI) Lutheran High School.

2015:

- Spent entire season with Double-A Chattanooga.
- Recorded two two-homer games: April 18 vs. Birmingham and June 2 vs. Tennessee.
- Named Southern League All-Star, going 1-for-5 with two runs scored, batting fifth and playing leftfield for the North Division.
- Named MiLB.com Southern League Player of the Month in June, hitting .316 (30-for-95) with seven doubles, one triple, 11 home runs, 28 RBI and 18 runs scored in 25 games.
- Hit 27 of 31 home runs off right-handed pitching on the season for the Lookouts and four off left-handed pitching...hit 20 home runs with runners on base.
- Played 110 games (all starts) in leftfield and six games (5 starts) in rightfield.
- Named Southern League Postseason All-Star for Lookouts.
- Won MiLB Joe Bauman Home Run Award for Double-A.
- Led all of Double-A in home runs (31), RBI (106) and extra-base hits (65), and ranked fourth in minor league baseball in homers, third in RBI and 10th in extra-base hits.
- Led Twins organization in RBI and ranked second in home runs, trailing Miguel Sano (33).
- Named an outfielder on MiLB.com Twins organizational All-Star team.
- Played for Scottsdale in the Arizona Fall League, hitting .240 (18-for-75) with two doubles, one triple, five home runs and 18 RBI in 20 games...tied for second in the AFL in home runs and fourth in RBI.
- Added to Twins 40-man roster November 20.
- Ranked 17th best prospect and best power hitter in Twins system by *Baseball America*, entering 2016.

2014: Spent the entire season with Single-A Ft. Myers...named Twins minor league Player of the Week May 23, hitting .345 (10-for-29) with three home runs, 12 RBI and two doubles in seven games...selected to Florida State League Mid- and Postseason All-Star teams...named the MVP of the FSL Midseason All-Star game after going 3-for-5 with a home run and a double for the South Division...won FSL Home Run Derby with 36 points in the final, beating out Daytona's Bijan Rademacher (23 points)...hit 25 home runs and recorded 94 RBI, both ranked first in the Twins minor league system...played 132 games, ninth most in the Twins organization...named the best power prospect in the Florida State League by *Baseball America's* Best Tools survey and was the Twins 17th best prospect entering 2015...named an MiLB.com organizational All-Star.

2013: Spent entire season with Single-A Cedar Rapids...named Twins minor league Player of the Week April 26, hitting .455 (10-for-22) with one double, four home runs, 13 RBI and eight runs scored in five games for Cedar Rapids...named Midwest League Player of the Week three times: April 29, May 13 and July 15...hit two home runs with seven RBI April 26 vs. Great Lakes...hit a home run in three straight games July 11-13...hit seven home runs in an eight game stretch July 11-19...named Twins minor league Player of the Month for July, hitting .304 (35-for-115) with eight doubles, 10 home runs, 31 RBI and 20 runs scored for Cedar Rapids...tied for the team lead in games played (129) and led the team in at-bats (508), runs (83), hits (141), doubles (31), home runs (27) and RBI (109)...named Mid- and Postseason Midwest League All-Star...led the Midwest League in home runs, RBI and total bases, ranked second in slugging percentage (.526), runs scored, extra-base hits (65) and home runs per at-bat (1 HR/18.81 AB)...was ranked 15th best prospect in the Midwest League, and 16th in the Twins system, following the season by *Baseball America*.

2012: Spent first professional season with Rookie Elizabethton...named Appalachian League Player of the Week August 13, hitting .364 (9-for-26) with one double, three home runs and five RBI in seven games.

AMATEUR CAREER: Played three seasons at Jacksonville University from 2010-12, hitting .359 (231-for-644) with 51 doubles, 41 home runs, 174 RBI, 153 runs scored and 40 stolen bases (1 caught stealing) in 168 career games...hit .343 (72-for-210) with 12 home runs and 19 stolen bases in 56 games as a junior in 2012...hit .409 (99-for-242) with 13 home runs and 14 stolen bases in 61 games as a sophomore in 2011.

PROFESSIONAL: Selected by Twins in third round of 2012 First-Year Player Draft; signed by scout Billy Corrigan.

WALKER'S PLAYING RECORD

YEAR	CLUB	AVG	G	AB	R	H	2B	3B	HR	RBI	SH	SF	HB	BB	SO	SB	CS	E	OBP
2012	Elizabethton	.250	58	232	44	58	7	4	14	45	0	0	1	19	76	4	0	5	.310
2013	Cedar Rapids	.278	129	508	83	141	31	7	27	109	0	9	4	31	115	10	0	4	.319
2014	Ft. Myers	.246	132	505	78	124	19	1	25	94	0	3	2	44	156	9	5	6	.307
2015	Chattanooga	.239	133	502	75	120	31	3	31	106	0	5	2	51	195	13	4	1	.309
Minor League Totals		**.254**	**452**	**1747**	**280**	**443**	**88**	**15**	**97**	**354**	**0**	**17**	**9**	**145**	**542**	**36**	**9**	**16**	**.311**

TWINS ARIZONA FALL LEAGUE PARTICIPANTS

1992
GRAND CANYON
Rex De La Nuez, OF
Chip Hale, IF
Jon Henry, P
Ray Ortiz, OF
Derek Parks, C
Scott Ullger, Mgr.

1993
TEMPE
Anthony Byrd, OF
Mike Durant, C
Sean Gavaghan, P
Denny Hocking, IF
Todd Ritchie, P
Bill Wissler, P
Jim Kahmann, Trn.

1994
CHANDLER
Marty Cordova, OF
Gus Gandarillas, P
Brian Raabe, IF
Dan Serafini, P
Scott Stahoviak, IF
Scott Watkins, P
Gorman Heimueller, Ch.
Rick McWane, Trn.

1995
PEORIA
LaTroy Hawkins, P
Matt Lawton, OF
Dan Naulty, P
Kevin Ohme, P
Jamie Ogden, OF
Mitch Simons, IF
Todd Walker, IF

1996
SCOTTSDALE
Jason Bell, P
J.J. Johnson, OF
Jamie Ogden, OF
Mark Redman, P
Todd Ritchie, P
Dan Serafini, P
Stu Cliburn, Ch.

1997
SUN CITIES
Tom Gourdin, P
Jeff Harris, P
Corey Koskie, IF
Chad Moeller, C
Mike Moriarty, IF
Brad Niedermaier, P
Dan Perkins, P
Benj Sampson, P
Al Newman, Mgr.

1998
PHOENIX
Torii Hunter, OF
Mike Lincoln, P
Joe Mays, P
Doug Mientkiewicz, IF
A.J. Pierzynski, C
Brent Stentz, P
Lanning Tucker, Trn.

1999
GRAND CANYON
Dan Cey, IF
Michael Cuddyer, IF
David Hooten, P
Matt Kinney, P
Chad Moeller, C
Nate Yeskie, P
Bill Springman, Ch.

2000
GRAND CANYON
Bobby Kielty, OF
Matt Kinney, P
Matthew LeCroy, C
Kyle Lohse, P
Lee Marshall, P
Ryan Mills, P
Rick Anderson, Ch.
Jeff Carter, Ch.
Dave Pruemer, Trn.

2001
GRAND CANYON
Grant Balfour, P
Rob Bowen, C
Michael Cuddyer, IF
Peter Fisher, P
Kevin Frederick, P
Matthew LeCroy, C
Michael Restovich, OF

2002
PHOENIX
Rob Bowen, C
Willie Eyre, P
Brent Hoard, P
Justin Morneau, IF
Michael Restovich, OF
Brad Thomas, P
John Russell, Mgr.

2003
GRAND CANYON
Henry Bonilla, P
Rob Bowen, C
Jake Mauer, C
Pat Neshek, P
Terry Tiffee, IF
Brian Wolfe, P
Dave Pruemer, Trn.

2004
GRAND CANYON
Scott Baker, P
Jason Bartlett, IF
Rob Bowen, C
Jesse Crain, P
J.D. Durbin, P
Jason Kubel, OF
Kevin West, OF
Jose Marzan, Ch.

2005
GRAND CANYON
Ricky Barrett, P
Travis Bowyer, P
Garrett Jones, 1B
Matt Moses, IF
Glen Perkins, P
Denard Span, OF
Tony Leo, Trn.

2006
MESA
Kevin Cameron, P
Doug Deeds, OF
Matt Moses, IF
Jay Sawatski, P
Errol Simonitsch, P
Kevin Slowey, P
Matt Tolbert, IF
David Winfree, IF
Larry Bennese, Trn.

2007
PHOENIX
Nick Blackburn, P
Drew Butera, C
Matt Macri, IF
Eduardo Morlan, P
Ryan Mullins, P
Trevor Plouffe, IF
Anthony Swarzak, P
Gary Lucas, Ch.

2008
PHOENIX
Rob Delaney, P
Tim Lahey, P
Jeff Manship, P
Dustin Martin, OF
Anthony Slama, P
Steve Tolleson, IF
Danny Valencia, IF
Stan Cliburn, Mgr.

2009
MESA
Alex Burnett, P
Steve Hirschfeld, P
Mike McCardell, P
Chris Parmelee, IF
Steve Singleton, IF
Spencer Steedley, P
Rene Tosoni, OF
Larry Bennese, Trn.

2010
PEORIA
Joe Benson, OF
David Bromberg, P
Carlos Gutierrez, P
Chris Parmelee, IF
Ben Revere, OF
Tyler Robertson, P
Kyle Waldrop, P
Floyd Rayford, Ch.

2011
MESA
Cole DeVries, P
Brian Dozier, IF
Chris Herrmann, C
Aaron Hicks, OF
Brett Jacobson, P
Bruce Pugh, P
Dakota Watts, P
Steve Mintz, Ch.

2012
PEORIA
Evan Bigley, OF
Logan Darnell, P
Kyle Gibson, P
Chris Herrmann, C
Nate Roberts, OF
Dan Rohlfing, C
Caleb Thielbar, P
Michael Tonkin, P
Alan Rail, Trn.

2013
GLENDALE
A.J. Achter, RHP
Byron Buxton, OF
Zach Jones, RHP
Max Kepler, OF
Trevor May, RHP
Alex Meyer, RHP
Eddie Rosario, IF
Jeff Smith, Ch.

2014
SALT RIVER
Jason Adam, RHP
Byron Buxton, OF
Max Kepler, OF
Zack Jones, RHP
Jake Reed, RHP
Taylor Rogers, LHP
Eddie Rosario, OF
Alan Rail, Trn.

2015
SCOTTSDALE
Nick Burdi, RHP
Mitch Garver, C
Trevor Hildenberger, RHP
Jake Reed, RHP
Taylor Rogers, LHP
Stuart Turner, C
Adam Brett Walker II, OF
Chad Allen, Ch.

2015 YEAR IN REVIEW

TWINS FINAL STATISTICS — 2015

BATTING: (14TH IN A.L.)

PLAYER	AVG	G	AB	R	H	2B	3B	HR	RBI	SH	SF	HB	BB	SO	SB	CS	E	OBP
Buxton, B	.209	46	129	16	27	7	1	2	6	2	0	1	6	44	2	2	0	.250
Dozier, B	.236	157	628	101	148	39	4	28	77	0	8	7	61	148	12	4	8	.307
Escobar, E	.262	127	409	48	107	31	4	12	58	2	5	2	28	86	2	3	6	.309
Fryer, E	.227	15	22	2	5	2	0	0	2	0	0	0	5	11	0	0	1	.370
Herrmann, C	.146	45	103	13	15	5	1	2	10	1	0	2	7	37	0	0	3	.214
Hicks, A	.256	97	352	48	90	11	3	11	33	0	2	2	34	66	13	3	1	.323
Hunter, T	.240	139	521	67	125	22	0	22	81	0	5	6	35	105	2	5	5	.293
Kepler, M	.143	3	7	0	1	0	0	0	0	0	0	0	0	3	0	0	0	.143
Mauer, J	.265	158	592	69	157	34	2	10	66	1	5	1	67	112	2	1	5	.338
Nunez, E	.282	72	188	23	53	14	1	4	20	2	1	1	12	29	8	4	3	.327
Plouffe, T	.244	152	573	74	140	35	4	22	86	1	4	4	50	124	2	1	12	.307
Robinson, S	.250	83	180	28	45	7	3	0	16	3	1	1	12	29	6	1	1	.299
Rosario, E	.267	122	453	60	121	18	15	13	50	3	3	0	15	118	11	6	7	.289
Sano, M	.269	80	279	46	75	17	1	18	52	0	2	1	53	119	1	1	0	.385
Santana, D	.215	91	261	30	56	10	5	0	21	7	0	3	6	68	8	4	16	.241
Suzuki, K	.240	131	433	36	104	17	0	5	50	6	4	7	29	59	0	0	3	.296
Vargas, K	.240	58	175	18	42	4	0	5	17	0	0	0	9	54	0	0	0	.277
MINNESOTA	**.247**	**162**	**5467**	**696**	**1349**	**277**	**44**	**156**	**661**	**30**	**41**	**40**	**439**	**1264**	**70**	**38**	**86**	**.305**
OPPONENTS	**.269**	**162**	**5600**	**700**	**1506**	**295**	**25**	**163**	**670**	**42**	**43**	**41**	**413**	**1046**	**93**	**22**	**101**	**.321**

PITCHING: (10TH IN A.L.)

PITCHER	W	L	ERA	G	GS	CG	SH	SV	IP	H	R	ER	HR	HB	BB	SO	WP	BK	AVG
Achter, A	0	1	6.75	11	0	0	0	0	13.1	12	10	10	4	0	6	14	0	0	.231
Boyer, B	3	6	2.49	68	0	0	0	1	65.0	62	24	18	5	0	19	33	5	0	.254
Cotts, N	0	0	3.95	17	0	0	0	0	13.2	14	8	6	3	1	5	9	0	0	.264
Duensing, B	4	1	4.25	55	0	0	0	1	48.2	46	24	23	5	4	21	24	3	0	.254
Duffey, T	5	1	3.10	10	10	0	0	0	58.0	56	20	20	4	0	20	53	1	0	.256
Fien, C	4	6	3.55	62	0	0	0	0	63.1	61	26	25	6	0	8	41	0	0	.250
Gibson, K	11	11	3.84	32	32	1	0	0	194.2	186	88	83	18	7	65	145	7	0	.252
Graham, J	1	1	4.95	39	1	0	0	0	63.2	73	41	35	10	4	21	53	5	1	.287
Hughes, P	11	9	4.40	27	25	1	0	0	155.1	184	76	76	29	2	16	94	1	0	.293
Jepsen, K	1	1	1.61	29	0	0	0	10	28.0	18	5	5	1	0	7	25	3	0	.176
May, T	8	9	4.00	48	16	0	0	0	114.2	127	53	51	11	4	26	110	4	0	.279
Milone, T	9	5	3.92	24	23	0	0	1	128.2	128	64	56	17	1	36	91	3	0	.260
Nolasco, R	5	2	6.75	9	8	0	0	0	37.1	50	31	28	3	1	14	35	1	1	.321
O'Rourke, R	0	0	6.14	28	0	0	0	0	22.0	16	15	15	3	0	15	24	2	0	.200
Pelfrey, M	6	11	4.26	30	30	0	0	0	164.2	198	86	78	11	12	45	86	5	0	.304
Perkins, G	3	5	3.32	60	0	0	0	32	57.0	58	21	21	9	0	10	54	4	0	.256
Pressly, R	3	2	2.93	27	0	0	0	0	27.2	27	9	9	0	0	12	22	2	0	.257
Robinson, S	0	0	0.00	1	0	0	0	0	1.0	0	0	0	0	0	1	1	0	0	.000
Santana, E	7	5	4.00	17	17	0	0	0	108.0	104	50	48	12	4	36	82	3	0	.253
Tonkin, M	0	0	3.47	26	0	0	0	0	23.1	21	9	9	4	1	9	19	1	0	.239
MINNESOTA	**83**	**79**	**4.07**	**162**	**162**	**2**	**12**	**45**	**1443.0**	**1506**	**700**	**653**	**163**	**41**	**34**	**1046**	**54**	**2**	**.269**
OPPONENTS	**79**	**83**	**3.96**	**162**	**162**	**6**	**8**	**39**	**1442.2**	**1349**	**696**	**634**	**156**	**40**	**31**	**1264**	**64**	**5**	**.247**

DID YOU *Know?*

...that the Twins longest 9.0-inning game ever played in terms of time was 4 hours and 10 minutes on August 24, 2014 as the Twins lost to Detroit 13-4.

TWINS FINAL STATISTICS — 2015

FIELDING: (4TH IN A.L.)

PLAYER	POS	PCT	G	GS	PO	A	E	TC	DP	TP	PB
PITCHERS											
Achter, A	.500	11	0	1	0	1	2	0	0	0	
Boyer, B	.909	68	0	7	13	2	22	1	0	0	
Cotts, N	.000	17	0	0	0	0	0	0	0	0	
Duensing, B	.933	55	0	1	13	1	15	1	0	0	
Duffey, T	.917	10	10	7	4	1	12	0	0	0	
Fien, C	1.000	62	0	5	5	0	10	0	0	0	
Gibson, K	.977	32	32	16	27	1	44	3	0	0	
Graham, J	1.000	39	1	6	11	0	17	0	0	0	
Hughes, P	1.000	27	25	5	17	0	22	0	0	0	
Jepsen, K	.867	75	0	5	8	1	15	1	0	0	
May, T	.889	48	16	5	11	2	18	0	0	0	
Meyer, A	1.000	2	0	1	1	0	2	0	0	0	
Milone, T	1.000	24	23	9	16	0	25	0	0	0	
Nolasco, R	.750	9	8	2	1	1	4	0	0	0	
O'Rourke, R	1.000	28	0	2	2	0	4	0	0	0	
Pelfrey, M	1.000	30	30	8	20	0	28	2	0	0	
Perkins, G	1.000	60	0	2	7	0	9	0	0	0	
Pressly, R	1.000	27	0	0	1	0	1	1	0	0	
Robinson, S	.000	1	0	0	0	0	0	0	0	0	
Santana, E	.960	17	17	10	14	1	25	2	0	0	
Stauffer, T	1.000	13	0	0	4	0	4	0	0	0	
Thielbar, C	1.000	6	0	1	1	0	2	0	0	0	
Thompson, A	1.000	41	0	4	7	0	11	0	0	0	
Tonkin, M	1.000	26	0	2	4	0	6	0	0	0	
Jepsen, K	.833	46	0	2	3	1	6	1	0	0	
CATCHERS											
Fryer, E	.981	15	7	52	0	1	53	1	0	0	0
Herrmann, C	.987	38	32	205	15	3	223	3	0	0	0
Suzuki, K	.997	130	123	825	35	3	863	8	0	0	3
FIRST BASE											
Herrmann, C	1.000	2	0	3	1	0	4	2	0	0	
Sano, M	1.000	2	0	2	0	0	2	0	0	0	
Mauer, J	.996	137	135	1151	86	5	1242	113	0	0	
Plouffe, T	.993	17	13	122	11	1	134	7	0	0	
Vargas, K	1.000	18	14	131	10	0	141	14	0	0	
SECOND BASE											
Bernier, D	1.000	2	0	0	3	0	3	1	0	0	
Dozier, B	.990	157	157	303	456	8	767	111	0	0	
Escobar, E	1.000	11	4	8	14	0	22	2	0	0	
Nunez, E	1.000	1	1	3	0	0	3	0	0	0	
THIRD BASE											
Bernier, D	1.000	2	1	0	1	0	1	0	0	0	
Escobar, E	.900	5	5	3	6	1	10	1	0	0	
Sano, M	1.000	9	9	8	15	0	23	0	0	0	
Nunez, E	.917	16	9	7	15	2	24	0	0	0	
Plouffe, T	.972	140	138	101	277	11	389	32	0	0	
SHORTSTOP											
Escobar, E	.986	71	71	93	190	4	287	44	0	0	
Nunez, E	1.000	27	23	32	71	0	103	10	0	0	
Polanco, J	.882	4	3	3	12	2	17	2	0	0	
Santana, D	.946	66	65	92	191	16	299	47	0	0	
OUTFIELDERS											
Arcia, O	.974	19	18	37	0	1	38	0	0	0	
Buxton, B	1.000	44	35	115	2	0	117	0	0	0	
Escobar, E	.985	36	27	60	4	1	65	1	0	0	
Herrmann, C	.000	2	0	0	0	0	0	0	0	0	
Hicks, A	.996	97	95	244	9	1	254	2	0	0	
Hunter, T	.979	123	121	231	6	5	242	1	0	0	
Kepler, M	1.000	2	1	3	0	0	3	0	0	0	
Nunez, E	.833	3	2	4	1	1	6	0	0	0	
Robinson, S	.991	75	48	111	5	1	117	1	0	0	
Rosario, E	.971	118	116	220	16	7	243	4	0	0	
Santana, D	1.000	5	3	8	0	0	8	0	0	0	
Schafer, J	.982	27	20	55	1	1	57	0	0	0	
TOTALS	**.986**	**162**	**162**	**4329**	**1637**	**86**	**6052**	**150**	**0**	**0**	**3**

TWINS FINAL CLUB STATISTICS — 2015

	HOME		ROAD		TOTALS	
AMERICAN LEAGUE	**W**	**L**	**W**	**L**	**W**	**L**
VS. BALTIMORE	3	0	4	0	7	0
VS. BOSTON	3	0	2	2	5	2
VS. NEW YORK	1	2	0	3	1	5
VS. TAMPA BAY	2	1	2	1	4	2
VS. TORONTO	2	1	0	4	2	5
TOTALS VS. EAST	**11**	**4**	**8**	**10**	**19**	**14**
VS. CHICAGO	8	2	5	4	13	6
VS. CLEVELAND	6	3	6	4	12	7
VS. DETROIT	5	5	3	6	8	11
VS. KANSAS CITY	2	7	5	5	7	12
TOTALS VS. CENTRAL	**21**	**17**	**19**	**19**	**40**	**36**
VS. HOUSTON	2	1	1	2	3	3
VS. LOS ANGELES	1	3	1	2	2	5
VS. OAKLAND	3	1	1	2	4	3
VS. SEATTLE	2	2	2	1	4	3
VS. TEXAS	2	1	1	2	3	3
TOTALS VS. WEST	**10**	**8**	**6**	**9**	**16**	**17**
TOTALS VS. A.L.	**42**	**29**	**33**	**38**	**75**	**67**
NATIONAL LEAGUE	**W**	**L**	**W**	**L**	**W**	**L**
VS. CHICAGO	1	2	0	0	1	2
VS. CINCINNATI	0	0	1	2	1	2
VS. MILWAUKEE	1	2	1	2	2	4
VS. PITTSBURGH	0	2	2	0	2	2
VS. ST. LOUIS	2	0	0	2	2	2
TOTALS VS. N.L.	**4**	**6**	**4**	**6**	**8**	**12**
OVERALL TOTALS	**46**	**35**	**37**	**44**	**83**	**79**

DOUBLEHEADERS (HOME)	WON 0	LOST 1	SPLIT 0
DOUBLEHEADERS (ROAD)	WON 0	LOST 0	SPLIT 1

	HOME		ROAD		TOTALS	
	W	**L**	**W**	**L**	**W**	**L**
SHUTOUTS	5	2	7	6	12	8
SHO - INDIVIDUAL	0	1	0	1	0	2
EXTRA INNINGS	2	4	4	4	6	8
ONE-RUN DECISIONS	12	6	9	14	21	20
TWO-RUN DECISIONS	13	8	7	6	20	14
VS. LH STARTERS	17	11	11	15	28	26
VS. RH STARTERS	29	24	26	29	55	53
GRASS FIELDS	46	35	35	39	81	74
ARTIFICIAL FIELDS	0	0	2	5	2	5
DAY GAMES	19	15	12	18	31	33
NIGHT GAMES	27	20	25	26	52	46

ATTENDANCE

HOME	2,220,054 (81 DATES)	27,408 AVG
ROAD	2,344,521 (80 DATES)	29,307 AVG

	MIN	OPP
DOUBLE PLAYS	150	153
TRIPLE PLAYS	0	0
LEFT ON BASE	993	1110
GRAND SLAM HR	3	9
HOME RUNS - HOME	85	79
HOME RUNS - ROAD	71	84

	WON	LOST
STARTERS	58	52
RELIEVERS	25	27
STREAKS	6	5

TWINS VS. LEFT-HANDERS — 2015

BATTER	AVG	G	AB	R	H	2B	3B	HR	RBI	SH	SF	HP	BB	SO	SB	CS	OBP
Arcia, O	.304	10	23	1	7	0	0	0	2	0	1	1	0	5	0	0	.320
Buxton, B	.116	19	43	3	5	2	0	0	1	0	0	0	2	18	0	0	.156
Dozier, B	.232	77	181	32	42	13	2	7	21	0	1	1	23	37	2	1	.320
Escobar, E	.277	63	130	18	36	7	0	7	21	0	3	0	5	30	1	0	.297
Fryer, E	.000	4	5	0	0	0	0	0	0	0	0	0	1	1	0	0	.167
Herrmann, C	.050	10	20	1	1	0	0	0	1	0	0	0	3	6	0	0	.174
Hicks, A	.307	49	101	19	31	1	0	6	11	0	0	0	11	27	4	0	.375
Hunter, T	.244	68	160	23	39	6	0	8	29	0	1	2	9	39	0	1	.291
Kepler, M	.000	1	1	0	0	0	0	0	0	0	0	0	0	1	0	0	.000
Mauer, J	.267	85	191	22	51	8	2	4	26	1	0	0	17	34	0	0	.327
Nunez, E	.210	32	62	5	13	3	0	3	10	0	0	1	2	11	1	1	.246
Plouffe, T	.250	74	156	27	39	7	2	6	26	0	1	1	22	27	0	0	.344
Polanco, J	.667	1	3	1	2	0	0	0	1	0	0	0	0	0	1	0	.667
Robinson, S	.257	36	74	12	19	2	0	0	8	0	1	0	6	13	2	1	.309
Rosario, E	.289	62	114	13	33	2	5	4	18	1	1	0	4	29	1	3	.311
Sano, M	.284	39	81	16	23	5	1	4	13	0	0	0	10	34	0	0	.363
Santana, D	.253	41	75	13	19	4	1	0	4	2	0	3	1	21	1	1	.291
Schafer, J	.313	10	16	2	5	1	0	0	1	1	0	0	0	2	0	0	.313
Suzuki, K	.257	69	136	14	35	8	0	1	17	2	3	2	12	18	0	0	.320
Vargas, K	.364	25	55	10	20	0	0	2	8	0	0	0	3	16	0	0	.397
PITCHERS	.667	-	3	0	2	0	0	0	0	0	0	0	0	1	0	0	.667
TOTALS	**.259**	**162**	**1630**	**232**	**422**	**69**	**13**	**52**	**218**	**7**	**12**	**11**	**131**	**370**	**13**	**8**	**.316**

PITCHER	AVG	AB	H	HR	HB	BB	SO
Achter, A	.267	15	4	1	0	4	6
Boyer, B	.169	83	14	0	0	7	11
Cotts, N	.188	16	3	0	1	2	2
Duensing, B	.288	66	19	0	4	10	11
Duffey, T	.257	109	28	1	0	11	33
Fien, C	.282	103	29	2	0	2	12
Gibson, K	.248	383	95	8	5	40	72
Graham, J	.277	112	31	4	2	9	22
Hughes, P	.282	333	94	14	1	9	45
Jepsen, K	.203	59	12	1	0	5	15
May, T	.288	236	68	4	1	18	53
Meyer, A	.400	5	2	1	0	1	0
Milone, T	.218	119	26	3	0	10	28
Nolasco, R	.239	71	17	2	0	9	15
O'Rourke, R	.171	41	7	1	0	7	19
Pelfrey, M	.312	298	93	6	3	40	41
Perkins, G	.379	58	22	0	0	4	12
Pressly, R	.263	38	10	0	0	3	9
Robinson, S	.000	1	0	0	0	0	0
Santana, E	.260	208	54	7	2	23	34
Stauffer, T	.421	19	8	1	0	5	2
Thielbar, C	.200	10	2	0	0	0	4
Thompson, A	.189	53	10	0	0	6	11
Tonkin, M	.361	36	13	3	0	3	8
TOTALS	**.267**	**2472**	**661**	**59**	**19**	**228**	**465**

EXTRA INNING GAMES (6-8) — 2015

DATE	OPPONENT	W/L	INN	RECORD AFTER	WINNING PITCHER	LOSING PITCHER	SAVE
4/17	CLE	W, 3-2	11th	4-6	Boyer	Shaw	- -
4/26	at SEA	W, 4-2	11th	8-10	Fien	Olson	Perkins
5/12	DET	L, 1-2	10th	18-15	Nesbitt	Pressly	- -
5/20	at PIT	W, 4-3	13th	23-17	Duensing	Bastardo	Perkins
6/20	CHC	L, 1-4	10th	37-31	Motte	Boyer	Rondon
7/3	at KC	L, 2-3	10th	42-38	Davis	Thompson	- -
7/6	BAL	W, 4-2	10th	44-39	May	Hunter	- -
7/18	at OAK	L, 2-3	10th	50-40	Pomeranz	Fien	- -
8/2	SEA	L, 1-4	11th	54-50	Rodney	Jepsen	Wilhelmsen
8/17	at NYY	L, 7-8	10th	59-59	Miller	Perkins	- -
8/23	at BAL	W, 4-3	12th	63-61	Perkins	Matusz	Milone
9/9	at KC	W, 3-2	12th	72-67	Boyer	Morales	Jepsen
9/16	DET	L, 4-7	12th	75-70	Krol	Duensing	- -
9/19	LAA	L, 3-4	12th	75-72	Morin	Boyer	Street

TWINS VS. RIGHT-HANDERS — 2015

BATTER	AVG	G	AB	R	H	2B	3B	HR	RBI	SH	SF	HP	BB	SO	SB	CS	OBP
Arcia, O	.257	16	35	5	9	0	0	2	6	0	0	1	4	10	0	0	.350
Bernier, D	.200	4	5	1	1	1	0	0	2	0	0	0	1	3	0	0	.333
Buxton, B	.256	42	86	13	22	5	1	2	5	2	0	1	4	26	2	2	.297
Dozier, B	.237	146	447	69	106	26	2	21	56	0	7	6	38	111	10	3	.301
Escobar, E	.254	113	279	30	71	24	4	5	37	2	2	2	23	56	1	3	.314
Fryer, E	.294	14	17	2	5	2	0	0	2	0	0	0	4	10	0	0	.429
Herrmann, C	.169	42	83	12	14	5	1	2	9	1	0	2	4	31	0	0	.225
Hicks, A	.235	93	251	29	59	10	3	5	22	0	2	2	23	39	9	3	.302
Hunter, T	.238	129	361	44	86	16	0	14	52	0	4	4	26	66	2	4	.294
Kepler, M	.167	2	6	0	1	0	0	0	0	0	0	0	0	2	0	0	.167
Mauer, J	.264	142	401	47	106	26	0	6	40	0	5	1	50	78	2	1	.344
Nunez, E	.317	62	126	18	40	11	1	1	10	2	1	0	10	18	7	3	.365
Plouffe, T	.242	142	417	47	101	28	2	16	60	1	3	3	28	97	2	1	.293
Polanco, J	.143	4	7	0	1	0	0	0	0	0	0	0	2	1	0	0	.333
Robinson, S	.245	69	106	16	26	5	3	0	8	3	0	1	6	16	4	0	.292
Rosario, E	.260	118	339	47	88	16	10	9	32	2	2	0	11	89	10	3	.281
Sano, M	.263	75	198	30	52	12	0	14	39	0	2	1	43	85	1	1	.393
Santana, D	.199	85	186	17	37	6	4	0	17	5	0	0	5	47	7	3	.220
Schafer, J	.189	25	53	7	10	2	0	0	4	1	0	0	3	21	0	3	.232
Suzuki, K	.232	120	297	22	69	9	0	4	33	4	1	5	17	41	0	0	.284
Vargas, K	.183	53	120	8	22	4	0	3	9	0	0	0	6	38	0	0	.222
PITCHERS	.059	-	17	0	1	0	0	0	0	0	0	0	0	9	0	0	.059
TOTALS	**.242**	**162**	**3837**	**464**	**927**	**208**	**31**	**104**	**443**	**23**	**29**	**29**	**308**	**894**	**57**	**30**	**.301**

PITCHER	AVG	AB	H	HR	HB	BB	SO
Achter, A	.216	37	8	3	0	2	8
Boyer, B	.298	161	48	5	0	12	22
Cotts, N	.297	37	11	3	0	3	7
Duensing, B	.235	115	27	5	0	11	13
Duffey, T	.255	110	28	3	0	9	20
Fien, C	.227	141	32	4	0	6	29
Gibson, K	.257	354	91	10	2	25	73
Graham, J	.296	142	42	6	2	12	31
Hughes, P	.304	296	90	15	1	7	49
Jepsen, K	.140	43	6	0	0	2	10
May, T	.269	219	59	7	3	8	57
Meyer, A	.333	6	2	1	0	2	3
Milone, T	.273	374	102	14	1	26	63
Nolasco, R	.388	85	33	1	1	5	20
O'Rourke, R	.231	39	9	2	0	8	5
Pelfrey, M	.297	353	105	5	9	5	45
Perkins, G	.213	169	36	9	0	6	42
Pressly, R	.254	67	17	0	0	9	13
Robinson, S	.000	2	0	0	0	1	1
Santana, E	.246	203	50	5	2	13	48
Stauffer, T	.348	46	16	3	0	2	4
Thielbar, C	.333	9	3	0	0	0	1
Thompson, A	.324	68	22	2	0	5	6
Tonkin, M	.154	52	8	1	1	6	11
TOTALS	**.270**	**3128**	**845**	**104**	**22**	**185**	**581**

DID YOU *Know?*

...that only once in their 55 seasons have the Twins won three games in a row by the same score. They beat Boston on September 3, 1987, 2-1, and followed with 2-1 victories over Milwaukee the next two days, all three of which took place in the Metrodome. The Twins have twice lost three games in a row by the same score. They were 2-1 games, July 21-23, 1967, at California, and 4-3 decisions, May 2-4, 1988, the first two coming at Milwaukee and the third at Baltimore.

TWINS DAY-BY-DAY — 2015

Date Opp.	Score	W/L	Rcd.	Pos.	GA/ GB	Daily Attendance	Total Hm Att.	Date	Winner/Loser/Save
APRIL (10-12)		**Batting: .243 (182-for-749)**				**Pitching: 10-12-7, 4.36 (194.0 IP, 94 ER)**			
6------at DET	0-4	L	0-1	T3rd	-1.0	45,030			Price/Hughes/Nathan
7------OFF DAY			0-1	T3rd	-1.0				
8------at DET	0-11	L	0-2	T4th	-2.0	28,280			Sanchez/Nolasco
9------at DET	1-7	L	0-3	T4th	-3.0	26,782			Greene/Gibson
10 -----at CWS	6-0	W	1-3	4th	-3.0	38,533			Milone/Noesi/Duensing
11 -----at CWS	4-5	L	1-4	T4th	-4.0	22,317			Duke/Boyer/Robertson
12 -----at CWS	2-6	L	1-5	5th	-5.0	23,057			Sale/Hughes
13 -----KC	3-12	L	1-6	5th	-6.0	*40,123	40,123	1	Duffy/May
14 -----OFF DAY				5th	-6.0				
15 -----KC	3-1	W	2-6	5th	-5.5	21,362	61,485	2	Gibson/Volquez/Perkins
16 -----KC	8-5	W	3-6	5th	-5.0	17,449	78,934	3	Milone/Vargas/Perkins
17 -----CLE	^3-2	W	4-6	3rd	-5.0	21,307	100,241	4	Boyer/Shaw
18 -----CLE	2-4	L	4-7	5th	-5.0	23,949	124,190	5	Salazar/Hughes/Allen
19 -----CLE	7-2	W	5-7	3rd	-5.0	17,923	142,113	6	May/House
20 -----at KC	1-7	L	5-8	4th	-6.0	20,393			Volquez/Gibson
21 -----at KC	5-6	L	5-9	5th	-6.0	20,990			Young/Fien/Davis
22 -----at KC	3-0	W	6-9	4th	-5.0	24,721			Pelfrey/Guthrie/Perkins
23 -----OFF DAY				4th	-5.5				
24 -----at SEA	0-2	L	6-10	5th	-6.0	25,215			Hernandez/Hughes
25 -----at SEA	8-5	W	7-10	T4th	-5.5	33,566			Stauffer/Paxton/Perkins
26 -----at SEA	^4-2	W	8-10	T4th	-4.5	35,242			Fien/Olson/Perkins
27 -----DET	4-5	L	8-11	4th	-5.5	18,054	160,167	7	Price/Milone/Soria
28 -----DET	3-2	W	9-11	4th	-5.0	18,169	178,336	8	Pelfrey/Sanchez/Perkins
29 -----DET	7-10	L	9-12	4th	-5.5	19,447	197,783	9	Gorzelanny/Fien/Soria
30 -----CWS	12-2	W	10-12	3rd	-5.0	20,736	218,519	10	May/Sale
MAY (20-7)		**Batting: .269 (244-for-906)**				**Pitching: 20-7-14, 3.57 (244.1 IP, 97 ER)**			
1------CWS	1-0	W	11-12	3rd	-5.0	22,794	241,313	11	Gibson/Quintana/Perkins
2------CWS	5-3	W	12-12	3rd	-4.0	30,551	271,864	12	Nolasco/Noesi/Perkins
3------CWS	13-3	W	13-12	3rd	-3.5	22,423	294,287	13	Pressly/Danks
4------OAK	8-7	W	14-12	3rd	-3.0	20,605	314,892	14	Hughes/Hahn/Perkins
5------OAK	1-2	L	14-13	3rd	-3.5	18,135	333,027	15	Chavez/May/Clippard
6------OAK	13-0	W	15-13	3rd	-2.5	18,866	351,893	16	Gibson/Kazmir
7------OAK	6-5	W	16-13	3rd	-2.5	22,379	374,272	17	Nolasco/Pomeranz/Perkins
8------at CLE	9-3	W	17-13	3rd	-2.0	19,102			Pelfrey/Bauer
9------at CLE	7-4	W	18-13	3rd	-1.5	16,199			Hughes/Chen/Perkins
10 -----at CLE	2-8	L	18-14	3rd	-2.5	13,769			Salazar/May
11 -----OFF DAY				3rd	-2.0				
12 -----at DET	^1-2	L	18-15	3rd	-3.0	26,177			Nesbitt/Pressly
13 -----at DET	6-2	W	19-15	3rd	-2.0	27,163			Nolasco/Lobstein
14 -----at DET	1-13	L	19-16	3rd	-3.0	31,785			Sanchez/Pelfrey
15 -----TB	3-2	W	20-16	3rd	-3.0	24,018	398,290	18	Hughes/Odorizzi/Perkins
16 -----TB	6-4	W	21-16	3rd	-2.0	27,128	425,418	19	Duensing/Jepsen/Perkins
17 -----TB	3-11	L	21-17	3rd	-3.0	23,708	449,126	20	Archer/Gibson
18 -----OFF DAY				3rd	-3.0				
19 -----at PIT	8-5	W	22-17	3rd	-3.0	22,357			Nolasco/Liriano/Perkins
20 -----at PIT	^4-3	W	23-17	3rd	-3.0	21,718			Duensing/Bastardo/Perkins
21 -----OFF DAY				3rd	-3.0				
22 -----at CWS	2-3	L	23-18	3rd	-4.0	21,067			Samardzija/Thompson/Robertson
23 -----at CWS	4-3	W	24-18	3rd	-4.0	38,714			May/Sale/Perkins
24 -----at CWS	8-1	W	25-18	2nd	-3.0	30,180			Gibson/Quintana
25 -----BOS	7-2	W	26-18	2nd	-2.0	29,472	478,598	21	Nolasco/Kelly
26 -----BOS	2-1	W	27-18	2nd	-1.0	23,268	501,866	22	Pelfrey/Buchholz/Perkins
27 -----BOS	6-4	W	28-18	T-1st	- -	30,027	531,893	23	Hughes/Porcello/Perkins
28 -----OFF DAY				T-1st	- -				
29 -----TOR	4-6	L	28-19	2nd	-1.0	24,509	556,402	24	Buehrle/Perkins
30 -----TOR	3-2	W	29-19	2nd	-0.5	32,076	588,478	25	Pressly/Loup/Boyer
31 -----TOR	6-5	W	30-19	1st	+0.5	33,829	622,307	26	Pressly/Osuna/Perkins
JUNE (11-17)		**Batting: .240 (220-for-916)**				**Pitching: 11-17-6, 4.06 ERA (244.0 IP, 110 ER)**			
1------at BOS				1st	+0.5	--Postponed, Inclement Weather -- Scheduled makeup as DH 6/3--			
2------at BOS	0-1	L	30-20	1st	+0.5	32,622			Buchholz/Pelfrey/Uehara
3------at BOS	3-6	L	30-21	T1st	- -	31,704			Rodriguez/Hughes
------at BOS#	2-0	W	31-21	T1st	- -	33,291			May/Porcello/Perkins
4------at BOS	8-4	W	32-21	1st	+1.0	33,615			Thompson/Uehara
5------MIL	5-10	L	32-22	1st	+1.0	29,398	651,705	27	Jeffress/Boyer

TWINS DAY-BY-DAY — 2015

Date	Opp.	Score	W/L	Rcd.	Pos.	GA/ GB	Daily Attendance	Total Hm Att.	Date	Winner/Loser/Save
JUNE CONTINUED (11-17)		**Batting: .240 (220-for-916)**				**Pitching: 11-17-6, 4.06 ERA (244.0 IP, 110 ER)**				
6	------MIL	2-4	L	32-23	1st	+1.0	*38,707	690,412	28	Garza/Pressly/Rodriguez
7	------MIL	2-0	W	33-23	1st	+1.0	31,911	722,323	29	Pelfrey/Fiers/Perkins
8	------KC	1-3	L	33-24	T1st	- -	22,796	745,119	30	Vargas/Hughes/Holland
9	------KC	0-2	L	33-25	2nd	-1.0	22,497	767,616	31	Young/May/Holland
10	-----KC	2-7	L	33-26	2nd	-2.0	28,434	796,050	32	Volquez/Gibson
11	-----OFF DAY				2nd	-2.0				
12	-----at TEX	2-6	L	33-27	2nd	-2.0	41,765			Scheppers/Thompson
13	-----at TEX	7-11	L	33-28	2nd	-2.0	28,661			Lewis/Pelfrey
14	-----at TEX	4-3	W	34-28	2nd	-1.5	33,970			Fien/Tolleson/Perkins
15	-----at STL	2-3	L	34-29	2nd	-2.5	43,174			Lackey/May/Siegrist
16	-----at STL	2-3	L	34-30	2nd	-3.5	41,203			Wacha/Gibson/Siegrist
17	-----STL	3-1	W	35-30	2nd	-3.5	34,381	830,431	33	Milone/Martinez/Perkins
18	-----STL	2-1	W	36-30	2nd	-3.5	34,648	865,079	34	Boyer/Villanueva
19	-----CUB	7-2	W	37-30	2nd	-2.5	36,817	901,896	35	Hughes/Hendricks
20	-----CUB	^1-4	L	37-31	2nd	-3.5	*40,066	941,962	36	Motte/Boyer/Rondon
21	-----CUB	0-8	L	37-32	2nd	-3.5	*40,273	982,235	37	Arrieta/Gibson
22	-----CWS	13-2	W	38-32	2nd	-3.5	24,094	1,006,329	38	Milone/Danks
23	-----CWS	2-6	L	38-33	2nd	-3.5	27,349	1,033,678	39	Samardzija/Pelfrey/Petricka
24	-----CWS	6-1	W	39-33	2nd	-3.5	28,854	1,062,532	40	Hughes/Sale
25	-----OFF DAY				2nd	-3.5				
26	-----at MIL	4-10	L	39-34	2nd	-4.0	33,296			Lohse/May
27	-----at MIL	5-2	W	40-34	2nd	-4.0	39,977			Gibson/Garza/Perkins
28	-----at MIL	3-5	L	40-35	2nd	-5.5	38,958			Smith/Fien
29	-----at CIN	7-11	L	40-36	2nd	-5.5	28,904			Adcock/Pelfrey
30	-----at CIN	8-5	W	41-36	2nd	-4.5	28,556			Hughes/DeSclafani/Perkins
JULY (12-13)		**Batting: .255 (214-for-839)**				**Pitching: 12-13-4, 3.98 ERA (221.1 IP, 98 ER)**				
1	------at CIN	1-2	L	41-37	2nd	-4.5	26,459			Cueto/May/Chapman
2	------at KC	2-0	W	42-37	2nd	-3.5	37,196			Gibson/Young/Perkins
3	------at KC	^2-3	L	42-38	2nd	-4.5	38,868			Davis/Thompson
4	------at KC	5-3	W	43-38	2nd	-3.5	37,917			Duensing/Blanton/Perkins
5	------at KC	2-3	L	43-39	2nd	-4.5	29,427			Holland/Boyer
6	------BAL	^4-2	W	44-39	2nd	-4.0	23,213	1,085,745	41	May/Hunter
7	------BAL	8-3	W	45-39	2nd	-4.5	25,091	1,110,836	42	Gibson/Gausman
8	------BAL	5-3	W	46-39	2nd	-4.5	29,289	1,140,125	43	Milone/Norris/Perkins
9	------DET	2-4	L	46-40	2nd	-5.5	29,724	1,169,849	44	Price/Pelfrey/Soria
10	-----DET	8-6	W	47-40	2nd	-5.5	31,545	1,201,394	45	May/Soria
11	-----DET	9-5	W	48-40	2nd	-4.5	32,365	1,233,759	46	Hughes/Simon
12	-----DET	7-1	W	49-40	2nd	-4.5	27,936	1,261,695	47	Gibson/Greene
13	-----ALL STAR BREAK									
14	-----at Great American Ball Park					American League - 6, National League - 3				Price/Kershaw
15	-----ALL STAR BREAK									
16	-----ALL STAR BREAK									
17	-----at OAK	5-0	W	50-40	2nd	-4.0	23,462			Santana/Gray
18	-----at OAK	^2-3	L	50-41	2nd	-5.0	30,778			Pomeranz/Fien
19	-----at OAK	1-14	L	50-42	2nd	-6.0	20,286			Chavez/Milone
20	-----OFF DAY				2nd	-5.5				
21	-----at LAA	0-7	L	50-43	2nd	-6.5	38,937			Shoemaker/Gibson
22	-----at LAA	2-5	L	50-44	2nd	-7.5	40,239			Wilson/Pelfrey/Street
23	-----at LAA	3-0	W	51-44	2nd	-6.5	36,134			Santana/Richards/Perkins
24	-----NYY	10-1	W	52-44	2nd	-5.5	34,334	1,296,029	48	Hughes/Pineda
25	-----NYY	5-8	L	52-45	2nd	-6.5	*40,660	1,336,689	49	Warren/Perkins/Miller
26	-----NYY	2-7	L	52-46	2nd	-7.5	37,391	1,374,080	50	Eovaldi/Gibson
27	-----OFF DAY				2nd	-8.0				
28	-----PIT	7-8	L	52-47	2nd	-9.0	30,795	1,404,875	51	Melancon/Perkins
29	-----PIT	4-10	L	52-48	2nd	-9.0	37,273	1,442,148	52	Liriano/Santana
30	-----SEA	9-5	W	53-48	2nd	-8.0	30,534	1,472,682	53	Hughes/Happ
31	-----SEA	1-6	L	53-49	2nd	-8.0	27,643	1,500,325	54	Walker/Milone
AUGUST (14-14)		**Batting: .235 (225-for-958)**				**Pitching: 14-14-7, 4.82 ERA (248.1 IP, 133 ER)**				
1	------SEA	3-2	W	54-49	2nd	-8.0	36,901	1,537,226	55	May/Smith
2	------SEA	^1-4	L	54-50	2nd	-8.0	30,325	1,567,551	56	Rodney/Jepsen/Wilhelmsen
3	------at TOR	1-5	L	54-51	2nd	-8.5	45,766			Price/Santana
4	------at TOR	1-3	L	54-52	2nd	-9.5	26,504			Estrada/Hughes/Osuna
5	------at TOR	7-9	L	54-53	2nd	-9.5	27,725			Hutchison/Duffey/Hawkins
6	------at TOR	3-9	L	54-54	2nd	-9.5	34,847			Buehrle/Gibson

TWINS DAY-BY-DAY — 2015

Date	Opp.	Score	W/L	Rcd.	Pos.	GA/ GB	Daily Attendance	Total Hm Att.	Date	Winner/Loser/Save
AUGUST CONTINUED (14-14)			**Batting: .235 (225-for-958)**				**Pitching: 14-14-7, 4.82 ERA (248.1 IP, 133 ER)**			
7	------at CLE	10-9	W	55-54	2nd	-9.5	30,365			May/Shaw/Perkins
8	------at CLE	4-17	L	55-55	2nd	-10.5	31,666			Bauer/Santana
9	------at CLE	1-8	L	55-56	2nd	-11.5	21,305			Kluber/Hughes
10	-----OFF DAY				2nd	-12.0				
11	-----TEX	3-2	W	56-56	2nd	-12.0	26,663	1,594,214	57	Perkins/Patton
12	-----TEX	11-1	W	57-56	2nd	-11.0	30,683	1,624,897	58	Pelfrey/Martinez
13	-----TEX	5-6	L	57-57	2nd	-11.0	30,357	1,655,254	59	Kela/Fien/Tolleson
14	-----CLE	1-6	L	57-58	2nd	-12.0	26,910	1,682,164	60	Kluber/May
15	-----CLE	4-1	W	58-58	2nd	-12.0	30,601	1,712,765	61	Duffey/Tomlin
16	-----CLE	4-1	W	59-58	2nd	-12.0	27,244	1,740,009	62	Milone/Carrasco/Perkins
17	-----at NYY	^7-8	L	59-59	2nd	-12.5	38,493			Miller/Perkins
18	-----at NYY	4-8	L	59-60	2nd	-13.5	38,007			Rumbelow/Graham/Miller
19	-----at NYY	3-4	L	59-61	2nd	-14.5	38,086			Eovaldi/Santana/Betances
20	-----at BAL	15-2	W	60-61	2nd	-13.5	20,109			Duffey/Gonzalez
21	-----at BAL	4-3	W	61-61	2nd	-12.5	32,025			Fien/O'Day/Jepsen
22	-----at BAL	3-2	W	62-61	2nd	-12.5	35,301			Fien/Tillman/Jepsen
23	-----at BAL	^4-3	W	63-61	2nd	-13.0	35,144			Perkins/Matusz/Milone
24	-----OFF DAY				2nd	-13.0				
25	-----at TB	11-7	W	64-61	2nd	-13.0	9,632			Graham/Andriese
26	-----at TB	5-3	W	65-61	2nd	-12.0	9,205			Duensing/Archer/Jepsen
27	-----at TB	4-5	L	65-62	2nd	-13.0	9,375			Gomes/Milone/Boxberger
28	-----HOU	3-0	W	66-62	2nd	-13.0	28,636	1,768,645	63	Gibson/Kazmir/Jepsen
29	-----HOU	1-4	L	66-63	2nd	-14.0	*38,876	1,807,521	64	Fiers/Pelfrey/Gregerson
30	-----HOU	7-5	W	67-63	2nd	-13.0	28,877	1,836,398	65	Santana/McCullers
31	-----OFF DAY				2nd	-13.0				
SEPT/OCT (16-16)			**Batting: .240 (264-for-1099)**				**Pitching: 16-16-7, 3.74 (291.0 IP, 121 ER)**			
1	------CWS	8-6	W	68-63	2nd	-12.0	25,803	1,862,201	66	Jepsen/Duke/Perkins
2	------CWS	3-0	W	69-63	2nd	-12.0	22,162	1,884,363	67	Milone/Rodon/Jepsen
3	------CWS	4-6	L	69-64	2nd	-13.0	25,339	1,909,702	68	Samardzija/Fien/Robertson
4	------at HOU	0-8	L	69-65	2nd	-13.0	27,807			McHugh/Pelfrey
5	------at HOU	3-2	W	70-65	2nd	-12.0	27,643			Santana/Gregerson/Jepsen
6	------at HOU	5-8	L	70-66	2nd	-12.0	37,648			Keuchel/May/Gregerson
7	------at KC	6-2	W	71-66	2nd	-11.0	36,825			Milone/Ventura
8	------at KC	2-4	L	71-67	2nd	-12.0	31,834			Volquez/Gibson/Holland
9	------at KC	^3-2	W	72-67	2nd	-11.0	32,286			Boyer/Morales/Jepsen
10	-----OFF DAY				2nd	-11.0				
11	-----at CWS	6-2	W	73-67	2nd	-10.0	15,641			Santana/Jones
12	-----at CWS	2-8	L	73-68	2nd	-11.0	26,065			Quintana/Milone
13	-----at CWS	8-0	W	74-68	2nd	-10.0	23,159			Gibson/Sale
14	-----DET	7-1	W	75-68	2nd	-9.0	17,833	1,927,535	69	Duffey/Lobstein
15	-----DET	4-5	L	75-69	2ND	-10.0	22,963	1,950,498	70	Simon/Hughes/Rondon
16	-----DET	^4-7	L	75-70	2nd	-10.0	22,509	1,973,007	71	Krol/Duensing
17	-----LAA	8-11	L	75-71	2nd	-11.0	18,697	1,991,704	72	Morin/Achter/Street
18	-----LAA				2nd	-10.5	--Postponed, Inclement Weather -- Scheduled makeup as DH 9/19--			
19	-----LAA##	^3-4	L	75-72	2nd	-11.0	22,878	2,014,582	73	Morin/Boyer/Street
	-----LAA	2-5	L	75-73	2nd	-11.0	33,300	2,047,882	74	Richards/Pelfrey/Street
20	-----LAA	8-1	W	76-73	2nd	-11.0	25,302	2,073,184	75	Duffey/Shoemaker
21	-----OFF DAY				2nd	-11.0				
22	-----CLE	3-1	W	77-73	2nd	-10.0	21,850	2,095,034	76	Santana/Salazar/Jepsen
23	-----CLE	4-1	W	78-73	2nd	-10.0	17,831	2,112,865	77	Hughes/Kluber
24	-----CLE	3-6	L	78-74	2nd	-11.0	21,366	2,134,231	78	Anderson/Gibson/Allen
25	-----at DET	4-6	L	78-75	2nd	-11.0	31,153			Wilson/Perkins/Feliz
26	-----at DET	6-2	W	79-75	2nd	-10.0	32,753			Duffey/Simon
27	-----at DET	7-1	W	80-75	2nd	-10.0	33,517			Santana/Wolf
28	-----at CLE	4-2	W	81-75	2nd	-9.0	10,007			Milone/Kluber/Jepsen
29	-----at CLE				2nd	-8.5	--Postponed, Inclement Weather -- Scheduled makeup as DH 9/30--			
30	-----at CLE###	7-1	W	82-75	2nd	-8.0				Gibson/Carrasco
	-----at CLE	2-10	L	82-76	2nd	-9.0	10,228			Anderson/Pelfrey
1	-----at CLE	4-2	W	83-76	2nd	-9.0	22,644			Perkins/Allen/May
2	-----KC	1-3	L	83-77	2nd	-10.0	31,534	2,165,765	79	Coleman/Santana/Davis
3	-----KC	1-5	L	83-78	2nd	-11.0	30,181	2,195,946	80	Ventura/Boyer/Davis
4	-----KC	1-6	L	83-79	2nd	-12.0	24,108	2,220,054	81	Cueto/Nolasco

* - Denotes Sellout (6 in 2015) ^ - Denotes Extra-Innings (Twins are 6-8 in extra-innings)

\# - Makeup game from June 1 at BOS ## - Makeup game from September 18 vs. LAA ### - Makeup game from September 29 at CLE

TWINS HOME RUNS — 2015

HOME RUNS BY POSITION

C	1B	2B	3B	SS	LF	CF	RF	DH	PH	TOTAL
7	14	29	24	9	16	12	23	21	1	156

OSWALDO ARCIA (2)

No.	Date	Opp.	RBI	Pitcher
1	4/15	KCR	2	Edinson Volquez
2	4/29	DET	2	Shane Greene

BYRON BUXTON (2)

No.	Date	Opp.	RBI	Pitcher
1	9/27	at DET	1	Jose Valdez
2	9/30-1	at CLE	1	Shawn Armstrong

BRIAN DOZIER (28)

No.	Date	Opp.	RBI	Pitcher
1	4/10	at CHW	1	Matt Albers
2	4/30	CHW	3	Chris Sale
3	5/9	at CLE	1	Ryan Webb
4	5/10	at CLE	1	Danny Salazar
5	5/15	TBR	1	Jake Odorizzi
6	5/16	TBR	1	Ernesto Frieri
7	5/19	at PIT	1	Francisco Liriano
8	5/24	at CHW	1	Jose Quintana
9	5/24	at CHW	3	Scott Carroll
10	6/3	at BOS	1	Eduardo Rodriguez
11	6/6	MIL	1	Jonathan Broxton
12	6/12	at TEX	1	Tanner Scheppers
13	6/14	at TEX	1	Nick Martinez
14	6/22	CHW	2	Junior Guerra
15	6/26	at MIL	1	Kyle Lohse
16	6/29	at CIN	3	Mike Leake
17	7/6	BAL	2	Tommy Hunter
18	7/8	BAL	2	Bud Norris
19	7/10	DET	3	Joakim Soria
20	7/17	at OAK	1	Sonny Gray
21	7/24	NYY	2	Chris Capuano
22	7/30	SEA	1	J.A. Happ
23	8/2	SEA	1	Hisashi Iwakuma
24	8/7	at CLE	1	Zach McAllister
25	8/15	CLE	2	Bryan Shaw
26	8/25	at TBR	2	Matt Andriese
27	9/6	at HOU	1	Dallas Keuchel
28	9/23	CLE	1	Corey Kluber

EDUARDO ESCOBAR (12)

No.	Date	Opp.	RBI	Pitcher
1	4/25	at SEA	1	James Paxton
2	5/6	OAK	2	Scott Kazmir
3	6/3	at BOS	2	Alexi Ogando
4	6/27	at MIL	3	Matt Garza
5	8/20	at BAL	1	T.J. McFarland
6	8/26	at TBR	1	Chris Archer
7	8/26	at TBR	1	Brandon Gomes
8	8/27	at TBR	1	Drew Smyly
9	9/6	at HOU	1	Dallas Keuchel
10	9/11	at CHW	1	Zach Putnam
11	9/14	DET	1	Kyle Ryan
12	9/26	at DET	2	Kyle Lobstein

CHRIS HERRMANN (2)

No.	Date	Opp.	RBI	Pitcher
1	5/30	TOR	1	Aaron Sanchez
2	8/15	CLE	1	Josh Tomlin

AARON HICKS (11)

No.	Date	Opp.	RBI	Pitcher
1	5/27	BOS	2	Rick Porcello
2	7/5	at KCR	1	Danny Duffy
3	7/6	BAL	1	Wei-Yin Chen
4	7/25	NYY	2	CC Sabathia
5	7/30	SEA	1	J.A. Happ
6	8/6	at TOR	1	Mark Buehrle
7	8/12	TEX	1	Nick Martinez
8	8/17	at NYY	1	Caleb Cotham
9	9/6	at HOU	1	Dallas Keuchel
10	9/7	at KCR	1	Yordano Ventura
11	9/17	LAA	1	Joe Smith

TORII HUNTER (22)

No.	Date	Opp.	RBI	Pitcher
1	4/19	CLE	3	Anthony Swarzak
2	5/2	CHW	2	Hector Noesi
3	5/4	OAK	3	R.J. Alvarez
4	5/8	at CLE	1	Trevor Bauer
5	5/9	at CLE	1	Bruce Chen
6	5/13	at DET	1	Kyle Lobstein
7	5/23	at CHW	1	Chris Sale
8	6/4	at BOS	3	Steven Wright
9	6/27	at MIL	1	Matt Garza
10	6/27	at MIL	1	Corey Knebel
11	6/28	at MIL	2	F. Rodriguez
12	6/30	at CIN	1	A. DeSclafani
13	7/6	BAL	1	Wei-Yin Chen
14	7/11	DET	2	Buck Farmer
15	7/24	NYY	1	Branden Pinder
16	7/25	NYY	3	CC Sabathia
17	8/3	at TOR	1	David Price
18	8/7	at CLE	1	Bryan Shaw
19	9/13	at CHW	3	Chris Sale
20	9/17	LAA	3	Hector Santiago
21	9/20	LAA	1	Matt Shoemaker
22	9/24	CLE	1	Cody Anderson

JOE MAUER (10)

No.	Date	Opp.	RBI	Pitcher
1	5/20	at PIT	1	Antonio Bastardo
2	6/5	MIL	3	Kyle Lohse
3	6/18	STL	1	Kevin Siegrist
4	6/22	CHW	1	John Danks
5	7/4	at KCR	2	Joe Blanton
6	7/8	BAL	1	Bud Norris
7	8/8	at CLE	1	Trevor Bauer
8	8/14	CLE	1	Corey Kluber
9	9/20	LAA	2	Wesley Wright
10	9/30-1	at CLE	1	Carlos Carrasco

EDUARDO NUNEZ (4)

No.	Date	Opp.	RBI	Pitcher
1	5/23	at CHW	1	Chris Sale
2	6/22	CHW	2	John Danks
3	8/28	HOU	1	Scott Kazmir
4	8/30	HOU	2	Lance McCullers

TREVOR PLOUFFE (22)

No.	Date	Opp.	RBI	Pitcher
1	4/13	KCR	1	Danny Duffy
2	4/17	CLE	1	Bryan Shaw
3	4/29	DET	3	Shane Greene
4	5/2	CHW	1	Hector Noesi
5	5/3	CHW	4	John Danks
6	5/19	at PIT	2	Francisco Liriano
7	5/25	BOS	3	Joe Kelly
8	5/31	TOR	2	Drew Hutchison
9	6/10	KCR	1	Luke Hochevar
10	6/26	at MIL	2	Kyle Lohse
11	7/12	DET	1	Shane Greene
12	7/17	at OAK	4	Sonny Gray
13	7/23	at LAA	3	Garrett Richards
14	7/24	NYY	1	Chris Capuano
15	8/6	at TOR	2	Mark Buehrle
16	8/13	TEX	1	Chi Chi Gonzalez
17	8/16	CLE	1	Zach McAllister
18	8/17	at NYY	1	Chasen Shreve
19	9/11	at CHW	1	Erik Johnson
20	9/11	at CHW	1	Nate Jones
21	9/19	LAA	1	Garrett Richards
22	9/28	at CLE	2	Corey Kluber

EDDIE ROSARIO (13)

No.	Date	Opp.	RBI	Pitcher
1	5/6	OAK	1	Scott Kazmir
2	5/27	BOS	1	Rick Porcello
3	6/8	KCR	1	Ryan Madson
4	6/23	CHW	1	Jeff Samardzija
5	7/30	SEA	3	J.A. Happ
6	8/8	at CLE	1	Trevor Bauer
7	8/15	CLE	1	Josh Tomlin
8	8/25	at TBR	1	Xavier Cedeno
9	9/3	CHW	4	Jeff Samardzija
10	9/16	DET	1	Daniel Norris
11	9/20	LAA	2	Matt Shoemaker
12	9/24	CLE	2	Bryan Shaw
13	9/30-2	at CLE	1	Austin Adams

MIGUEL SANO (18)

No.	Date	Opp.	RBI	Pitcher
1	7/7	BAL	2	Kevin Gausman
2	7/12	DET	2	Shane Greene
3	7/24	NYY	2	Michael Pineda
4	7/31	SEA	1	Taijuan Walker
5	8/5	at TOR	2	Drew Hutchison
6	8/12	TEX	2	Nick Martinez
7	8/12	TEX	3	Nick Martinez
8	8/17	at NYY	2	Caleb Cotham
9	8/18	at NYY	2	CC Sabathia
10	8/20	at BAL	2	Miguel Gonzalez
11	8/23	at BAL	2	Kevin Gausman
12	8/25	at TBR	3	Nate Karns
13	8/30	HOU	2	Oliver Perez
14	9/1	CHW	1	Nate Jones
15	9/2	CHW	1	Carlos Rodon
16	9/9	at KCR	1	Franklin Morales
17	9/19-1	LAA	2	Trevor Gott
18	9/30-2	at CLE	1	Zach McAllister

KURT SUZUKI (5)

No.	Date	Opp.	RBI	Pitcher
1	4/16	KCR	2	Chris Young
2	4/18	CLE	1	Danny Salazar
3	6/20	CHC	1	Jon Lester
4	8/8	at CLE	2	Trevor Bauer
5	9/9	at KCR	1	Kris Medlen

KENNYS VARGAS (5)

No.	Date	Opp.	RBI	Pitcher
1	4/16	KCR	2	Jason Vargas
2	5/3	CHW	1	Zach Putnam
3	5/6	OAK	3	R.J. Alvarez
4	6/18	STL	1	Carlos Villanueva
5	6/22	CHW	3	John Danks

TWINS HIGHS AND LOWS — 2015

TEAM BATTING:

Most At-Bats, Game ..... 47, 5/20 vs. PIT (13 inn.)
Most Runs, Game ..... 15, 8/20 at BAL
Most Runs, Inning ..... 7, 3x, last 9th inning 7/10 vs. DET
Most Hits, Game ..... 19, 5/3 vs. CWS
Most Hits, Inning ..... 8, 2nd inning 5/25 vs. BOS
Consecutive Hits ..... 5, multiple times
Consecutive Batters Reached Base ..... 8, 3rd inning, 5/3 vs. CWS
Fewest Hits, Game ..... 1, 3x, last 8/14 vs. CLE
Most Doubles, Game ..... 7, 6/13 at TEX
Most Triples, Game ..... 4, 6/14 at TEX
Most Home Runs, Game ..... 4, 2x, last 7/24 vs. NYY
Grand Slams ..... 1, 3x, last Rosario, 9/3 vs. CWS
Most Total Bases, Game ..... 31, 7/24 vs. NYY
Most Extra Base Hits, Game ..... 9, 3x, last 8/7 at CLE
Most RBI, Game ..... 14, 8/20 at BAL
Most Walks ..... 9, 4/10 at CWS
Most Strikeouts ..... 16, 3x, last 10/3 vs. KC
Most Stolen Bases, Game, Twins ..... 2, multiple times
Most Stolen Bases, Game, Opponent ..... 6, 6/29 at CIN
Most Caught Stealing, Game ..... 3, 8/17 at NYY
Most Ground Into Doubleplay, Game ..... 3, 5x, last 10/1 at CLE
Left On Base, Twins ..... 13, 4/10 at CWS
Left On Base, Twins in Extra Innings ..... 12, 4/26 at SEA (11 inn.)
Consecutive Scoreless Innings 24, 4/6-9

INDIVIDUAL BATTING:

Most At-Bats, Game ..... 6, multiple times
Most Runs, Game ..... 4, Hicks, 8/12 vs. TEX
Most Runs, Inning ..... 1, multiple times
Most Hits, Game ..... 4, 6x, last Hicks, 8/12 vs. TEX
Most Hits, Inning ..... 2, 3x, last Escobar & Nunez, both in 2nd inning 5/25 vs. BOS
Most Doubles, Game ..... 3, Rosario, 7/24 vs. NYY
Most Triples, Game ..... 2, 2x, last Rosario, 8/7 at CLE
Most Home Runs, Game ..... 2, 5x, last Plouffe, 9/11 at CWS
Grand Slams ..... 1, 3x, Rosario, 9/3 vs. CWS, Plouffe, 5/3 vs. CWS & 7/17 at OAK
Most Total Bases, Game ..... 10, Hunter, 6/27 at MIL
Most Extra Base Hits, Game ..... 3, 4x, last Rosario, 7/30 vs. SEA
Most RBI, Game ..... 6, Sano, 8/12 vs. TEX
Most Walks, Game ..... 3, 3x, last Mauer, 6/20 vs. CHC
Most Strikeouts, Game ..... 4, 4x, last Sano, 9/6 at HOU
Longest Hitting-Streak ..... 11, Mauer, 7/17-31
Consecutive Hits ..... 5, 2x, last Hicks, 7/28-29
Consecutive Hitless At-Bats ..... 21, Schafer, 4/12-24
Most Stolen Bases, Game ..... 2, Dozier, 7/8 vs. BAL
Most Caught Stealing, Game ..... 1, multiple times
Most Ground Into Doubleplay, Game ..... 2, multiple times

TEAM PITCHING:

Most Runs Allowed ..... 17, 8/8 at CLE
Most Runs, Inning ..... 7, 4th inning 9/12 at CWS
Most Hits Allowed ..... 20, 5/14 at DET
Most Hits Allowed, Inning ..... 6, 1st inning, 6/26 at MIL
Consecutive Hits Allowed ..... 5, 2x, last 3rd inning, 7/19 at OAK
Most Home Runs Allowed, Game ..... 5, 7/19 at OAK
Most Strikeouts ..... 12, 3x, last 9/25 at DET
Most Walks ..... 8, 8/8 at CLE
Fewest Hits Allowed ..... 2, 6/3 at BOS (2)
Pitchers Used ..... 8, 3x, last 9/19-1 vs. LAA (12 inn.)
Consecutive Batters Retired ..... 19, 3rd-9th inning 6/3 at BOS-2
Scoreless Innings Streak ..... 21, 3rd inning, 7/12-6th inning, 7/18
Wild Pitches ..... 3, 8/5 at TOR
Most Innings, Game, Relievers ..... 8.0, 5/31 vs. TOR
Most Hits, Game, Relievers ..... 11, 2x, last 9/17 vs. LAA
Most Runs, Game, Relievers ..... 9, 8/8 at CLE
Most Home Runs, Game, Relievers ..... 4, 2x, last 9/17 vs. LAA
Most Walks, Game, Relievers ..... 6, 8/8 at CLE
Most Strikeouts, Game, Relievers ..... 8, 4/17 vs. CLE (11 inn.)

INDIVIDUAL PITCHING:

Most Innings, Game, Starter ..... 8.0, 13x, last Gibson, 9/8 at KC
Most Innings, Game, Reliever ..... 3.0, 6x, last Graham, 7/10 vs. DET
Most Hits, Starter ..... 11, 3x, last Milone, 7/31 vs. SEA
Most Hits, Reliever ..... 6, Graham, 5/14 at DET
Most Runs, Starter ..... 8, 5x, last Santana, 8/8 at CLE
Most Runs, Reliever ..... 5, Graham, 5/14 at DET
Most Home Runs, Starter ..... 3, 3x, last Milone, 7/19 at OAK
Most Home Runs, Reliever ..... 2, 7x, last Achter, 9/17 vs. LAA
Most Walks, Starter ..... 5, 2x, last Duffey, 8/15 vs. CLE
Most Walks, Reliever ..... 3, 3x, last O'Rourke, 8/8 at CLE
Most Strikeouts, Starter ..... 11, E. Santana, 9/5 at HOU
Most Strikeouts, Reliever ..... 5, Nolasco, 9/30-2 at CLE
Win-Streak ..... 6, Hughes, 6/19-7/30
Losing-Streak ..... 5, Pelfrey, 6/13-7/22
Low-Hit Complete Game ..... 6, 2x, last Gibson, 9/8 at KC
Most Consecutive Scoreless Innings ..... 20, Gibson 4/26 (5th) to 5/12
Most Consecutive Batters Retired ..... 18, Hughes, 6/19 (4th) to 6/24 (2nd)
Wild Pitches ..... 2, 4x, last Gibson, 9/3 vs. CWS

TEAM & INDIVIDUAL FIELDING:

Errors, Game, Team ..... 3, 6x, last 10/3 vs. KC
Errors, Game, Individual ..... 2, 4x, last D. Santana, 7/19 at OAK
Errors, Consecutive Games, Team ..... 3, 4x, last 7/28-31
Errors, Consecutive Games Without, Team 10, 7/2-7/12
Doubleplays, Game, Team ..... 4, 4x, last 9/16 vs. DET (12 inn.)
Opponents Doubleplays, Game, Team ..... 3, 5x, last 10/1 at CLE

TEAM MISCELLANEOUS:

Longest Winning Streak 6, 8/20-8/26
Longest Losing Streak ..... 5, 3x, last 9/15-19
Longest Game, Innings ..... 13.0, 5/20 at PIT
Longest Game, Time (9 Innings) ..... 3:56, 9/17 vs. LAA
Longest Game, Time (Extra Innings) ..... 4:24, 8/23 at BAL (12 inn.)
Longest Delay ..... 3:36, 4/9 at DET
Fastest Game, Time ..... 2:03, 4/24 at SEA
Largest Margin, Victory ..... 13, 2x, last 8/20 at BAL (15-2)
Largest Margin, Loss ..... 13, 2x, last 8/8 at CLE (4-17)
Largest Come From Behind Victory ..... 6, trailing 0-6, win 8-6, 7/10 vs. DET
Largest Home Attendance ..... 40,660, 7/25 vs. NYY
Home Sellouts ..... 6, last 8/29 vs. HOU
Times Shut Out ..... 8, last 9/4 at HOU

DID YOU *Know?*

...that during his career, Kirby Puckett's .318 career batting average was the third-highest among his peers, trailing only Wade Boggs (.333) and Tony Gwynn (.337).

TWINS TRANSACTIONS — 2015

DATE	NO.	PLAYER	POS	TRANSACTION
01-07-15	36	Boyer, Blaine	RHP	Signed to a minor league contract.
03-15-15	38	Darnell, Logan	LHP	Optioned to Triple-A Rochester.
	67	Kepler, Max	OF	Optioned to Double-A Chattanooga.
	11	Polanco, Jorge	INF	Optioned to Double-A Chattanooga.
	73	O'Rourke, Ryan	LHP	Reassigned to minor league camp.
	80	Rogers, Taylor	LHP	Reassigned to minor league camp.
	68	Berrios, Jose	RHP	Reassigned to minor league camp.
	71	Duffey, Tyler	LHP	Reassigned to minor league camp.
	82	Garver, Mitch	C	Reassigned to minor league camp.
	85	Turner, Stuart	C	Reassigned to minor league camp.
	78	Meneses, Heiker	IF	Reassigned to minor league camp.
	70	Buxton, Byron	OF	Reassigned to minor league camp.
	81	Salcedo, Adrian	RHP	Reassigned to minor league camp.
	76	Diaz, Argenis	INF	Reassigned to minor league camp.
03-16-15	49	Oliveros, Lester	RHP	Optioned to Triple-A Rochester.
	61	Sano, Miguel	INF	Optioned to Double-A Chattanooga.
	74	Wheeler, Jason	LHP	Optioned to Triple-A Rochester.
03-20-15	51	Meyer, Alex	RHP	Optioned to Triple-A Rochester.
	59	Tonkin, Michael	RHP	Optioned to Triple-A Rochester.
03-21-15	57	Pressly, Ryan	RHP	Optioned to Triple-A Rochester.
03-23-15	55	Pryor, Stephen	RHP	Optioned to Triple-A Rochester.
03-24-15	58	Achter, A.J.	RHP	Optioned to Triple-A Rochester.
	83	Grimes, Tyler	C	Reassigned to minor league camp.
	30	Beresford, James	INF	Reassigned to minor league camp.
	66	Martinez, Jose	INF	Reassigned to minor league camp.
	53	Farris, Eric	OF	Reassigned to minor league camp.
	77	Ortiz, Danny	OF	Reassigned to minor league camp.
	2	Dozier, Brian	INF	Agreed to terms on four-year contract.
03-27-15	49	Oliveros, Lester	RHP	Outrighted to Triple-A Rochester.
03-28-15	65	May, Trevor	RHP	Optioned to Triple-A Rochester.
	31	Hicks, Aaron	OF	Optioned to Triple-A Rochester.
	60	Rosario, Eddie	OF	Optioned to Triple-A Rochester.
	72	Hamburger, Mark	RHP	Reassigned to minor league camp.
	84	Rohlfing, Dan	C	Reassigned to minor league camp.
03-30-15	36	Boyer, Blaine	RHP	Contract selected.
03-31-15	64	Thompson, Aaron	LHP	Optioned to Triple-A Rochester.
04-01-15	56	Thielbar, Caleb	LHP	Optioned to Triple-A Rochester.
04-02-15	21	Robinson, Shane	OF	Contract selected.
	26	Fryer, Eric	C	Reassigned to minor league camp.
	17	Bernier, Doug	INF	Reassigned to minor league camp.
	43	Pinto, Josmil	C	Optioned to Triple-A Rochester.
04-03-15	54	Santana, Ervin	RHP	Suspended.
	64	Thompson, Aaron	LHP	Recalled from Triple-A Rochester.
04-11-15	47	Nolasco, Ricky	RHP	Placed on 15-day disabled list (retro 4/9).
	65	May, Trevor	RHP	Recalled from Triple-A Rochester.
04-17-15	52	Duensing, Brian	LHP	Placed on 15-day disabled list.
	56	Thielbar, Caleb	LHP	Recalled from Triple-A Rochester.
04-30-15	50	Fien, Casey	RHP	Placed on 15-day disabled list.
	59	Tonkin, Michael	RHP	Recalled from Triple-A Rochester.
05-01-15	22	Stauffer, Tim	RHP	Placed on 15-day disabled list (retro 4/30).
	57	Pressly, Ryan	RHP	Recalled from Triple-A Rochester.
	56	Thielbar, Caleb	LHP	Optioned to Triple-A Rochester.
	33	Milone, Tommy	LHP	Optioned to Triple-A Rochester.
05-02-15	52	Duensing, Brian	LHP	Reinstated from 15-day DL.
	47	Nolasco, Ricky	LHP	Returned from rehab and reinstated from 15-day DL.
05-04-15	31	Arcia, Oswaldo	OF	Placed on 15-day disabled list.
	20	Rosario, Eddie	OF	Recalled from Triple-A Rochester.
05-05-15	9	Nunez, Eduardo	INF	Placed on 15-day disabled list (retro 4/30).
05-06-15	17	Bernier, Doug	INF	Recalled from Triple-A Rochester.
05-12-15	21	Robinson, Shane	OF	Placed on Family Emergency List.
	32	Hicks, Aaron	OF	Recalled from Triple-A Rochester.
05-16-15	21	Robinson, Shane	OF	Reinstated from Family Emergency List.

TWINS TRANSACTIONS — 2015

DATE	NO.	PLAYER	POS	TRANSACTION
	1	Schafer, Jordan	OF	Placed on 15-day disabled list (retro 5/11).
05-17-15	9	Nunez, Eduardo	INF	Reinstated from 15-day disabled list.
05-19-15	19	Vargas, Kennys	1B/DH	Optioned to Triple-A Rochester.
05-21-15	17	Bernier, Doug	INF	Optioned to Triple-A Rochester.
05-22-15	22	Stauffer, Tim	RHP	Returned from rehab and reinstated from 15-day DL.
05-29-15	50	Fien, Casey	RHP	Reinstated from 15-day disabled list.
	59	Tonkin, Michael	RHP	Optioned to Triple-A Rochester.
06-03-15	59	Tonkin, Michael	RHP	Recalled as 26th man.
	31	Arcia, Oswaldo	OF	Returned from rehab, reinstated and optioned to AAA.
06-04-15	59	Tonkin, Michael	RHP	Optioned to Triple-A Rochester.
	33	Milone, Tommy	LHP	Recalled from Triple-A Rochester.
	47	Nolasco, Ricky	RHP	Placed on 15-day disabled list (retro 6/1).
06-07-15	39	Santana, Danny	INF	Optioned to Triple-A Rochester.
06-08-15	19	Vargas, Kennys	INF	Recalled from Triple-A Rochester.
06-09-15	20	Rosario, Eddie	OF	Placed on Paternity List.
06-10-15	11	Polanco, Jorge	INF	Recalled from Double-A Chattanooga.
	11	Polanco, Jorge	INF	Optioned to Double-A Chattanooga.
	22	Stauffer, Tim	RHP	Designated for Release or Assignment.
06-11-15	59	Tonkin, Michael	RHP	Recalled from Triple-A Rochester.
	20	Rosario, Eddie	OF	Reinstated from Paternity List.
06-14-15	25	Buxton, Byron	OF	Contract selected from Triple-A Rochester.
	32	Hicks, Aaron	OF	Placed on 15-day disabled list (retro 6/13).
06-17-15	22	Stauffer, Tim	RHP	Released.
06-18-15	1	Schafer, Jordan	OF	Released.
06-24-15	59	Tonkin, Michael	RHP	Optioned to Triple-A Rochester.
06-26-15	51	Meyer, Alex	RHP	Recalled from Triple-A Rochester.
	25	Buxton, Byron	OF	Placed on 15-day disabled list (retro 6/25).
	39	Santana, Danny	INF	Recalled from Triple-A Rochester.
07-01-15	19	Vargas, Kennys	INF	Optioned to Double-A Chattanooga.
07-02-15	22	Sano, Miguel	INF	Recalled from Double-A Chattanooga.
07-03-15	21	Robinson, Shane	OF	Placed on Family Emergency List.
	32	Hicks, Aaron	OF	Returned from rehab and reinstated from 15-day DL.
07-04-15	51	Meyer, Alex	RHP	Optioned to Triple-A Rochester.
	54	Santana, Ervin	RHP	Reinstated from Restricted List.
07-06-15	57	Pressly, Ryan	RHP	Placed on 15-day disabled list (retro 7/5).
	21	Robinson, Shane	OF	Reinstated from Family Emergency List.
07-06-15	64	Thompson, Aaron	LHP	Optioned to Triple-A Rochester.
07-07-15	61	O'Rourke, Ryan	LHP	Contract selected from Triple-A Rochester.
	12	Herrmann, Chris	C	Optioned to Triple-A Rochester.
07-08-15	26	Fryer, Eric	C	Contract selected from Triple-A Rochester.
	47	Nolasco, Ricky	RHP	Transferred to 60-day disabled list.
07-29-15	24	Plouffe, Trevor	INF	Placed on Paternity List.
	11	Polanco, Jorge	INF	Recalled from Triple-A Rochester.
07-31-15	49	Jepsen, Kevin	RHP	Acquired via trade with Rays.
	39	Santana, Danny	INF	Optioned to Triple-A Rochester.
	11	Polanco, Jorge	INF	Optioned to Double-A Chattanooga.
08-01-15	24	Plouffe, Trevor	INF	Reinstated from Paternity List.
08-03-15	33	Milone, Tommy	LHP	Placed on 15-day disabled list (retro 8/1).
	56	Duffey, Tyler	RHP	Contract selected from Triple-A Rochester.
	57	Pressly, Ryan	RHP	Transferred to 60-day disabled list.
08-06-15	56	Duffey, Tyler	RHP	Optioned to Triple-A Rochester.
	26	Fryer, Eric	C	Designated for Release or Assignment.
08-07-15	12	Herrmann, Chris	C	Recalled from Triple-A Rochester.
	58	Achter, A.J.	RHP	Recalled from Triple-A Rochester.
08-10-15	25	Buxton, Byron	OF	Returned from rehab, reinstated and optioned to Triple-A Rochester.
08-14-15	45	Hughes, Phil	RHP	Placed on 15-day disabled list (retro 8/10).
	56	Duffey, Tyler	RHP	Recalled from Triple-A Rochester.
	36	Boyer, Blaine	RHP	Placed on 15-day disabled list (retro 8/9).
	59	Tonkin, Michael	RHP	Recalled from Triple-A Rochester.
08-15-15	59	Tonkin, Michael	RHP	Optioned to Triple-A Rochester.
08-16-15	33	Milone, Tommy	LHP	Reinstated from 15-day disabled list.
08-19-15	32	Hicks, Aaron	OF	Placed on 15-day disabled list.

TWINS TRANSACTIONS — 2015

DATE	NO.	PLAYER	POS	TRANSACTION
08-20-15	25	Buxton, Byron	OF	Recalled from Triple-A Rochester.
08-21-15	58	Achter, A.J.	RHP	Optioned to Triple-A Rochester.
08-22-15	55	Cotts, Neal	LHP	Acquired via trade with Brewers in exchange for PTBNL or cash.
08-26-15	36	Boyer, Blaine	RHP	Reinstated from 15-day disabled list.
	62	Graham, J.R.	RHP	Placed on 15-day disabled list.
09-01-15	58	Achter, A.J.	RHP	Recalled from Triple-A Rochester.
	39	Santana, Danny	IF	Recalled from Triple-A Rochester.
	59	Tonkin, Michael	RHP	Recalled from Triple-A Rochester.
	19	Vargas, Kennys	1B/DH	Recalled from Triple-A Rochester.
	26	Fryer, Eric	C	Contract selected from Triple-A Rochester.
		Wheeler, Jason	LHP	Outrighted to Triple-A Rochester.
09-04-15	38	Darnell, Logan	LHP	Recalled from Triple-A Rochester.
	32	Hicks, Aaron	OF	Returned from rehab, reinstated from 15-day disabled list.
09-07-15	66	Arteaga, Ivan	CH	Added to coaching staff.
09-11-15	62	Graham, J.R.	RHP	Reinstated from 15-day disabled list.
09-15-15	45	Hughes, Phil	RHP	Reinstated from 15-day disabled list.
09-22-15	67	Kepler, Max	OF	Recalled from Double-A Chattanooga.
09-25-15	47	Nolasco, Ricky	RHP	Reinstated from 60-day disabled list.
	38	Darnell, Logan	LHP	Placed on 60-day disabled list.
10-21-15	64	Thompson, Aaron	LHP	Outrighted, refused minor league assignment becoming a free agent.
	21	Robinson, Shane	OF	Outrighted, refused minor league assignment becoming a free agent.
	26	Fryer, Eric	C	Outrighted, refuesd minor league assignment becoming a free agent.
11-02-15	57	Pressly, Ryan	RHP	Reinstated from 60-day disabled list.
	38	Darnell, Logan	RHP	Reinstated from 60-day disabled list.
	48	Hunter, Torii	OF	Retired.
11-02-15	37	Pelfrey, Mike	RHP	Elected Free Agency.
	55	Cotts, Neal	LHP	Elected Free Agency.
	36	Boyer, Blaine	RHP	Elected Free Agency.
	52	Duensing, Brian	LHP	Elected Free Agency.
11-10-15		Daniel Palka	OF/1B	Acquired via trade with Arizona.
	12	Herrmann, Chris	C	Traded to Arizona.
11-11-15	12	Murphy, John Ryan	C	Acquired via trade with New York-AL.
	32	Hicks, Aaron	OF	Traded to New York-AL.
11-20-15	58	Achter, A.J.	RHP	Claimed off waivers by Philadelphia.
	43	Pinto, Josmil	C	Claimed off waivers by San Diego.
	60	Chargois, J.T.	RHP	Added to Twins 40-man roster.
	74	Melotakis, Mason	LHP	Added to Twins 40-man roster.
	73	Walker, Adam Brett	OF	Added to Twins 40-man roster.
	76	Rosario, Randy	LHP	Added to Twins 40-man roster.
	71	Dean, Pat	LHP	Added to Twins 40-man roster.
	55	Rogers, Taylor	LHP	Added to Twins 40-man roster.
	81	Landa, Yorman	RHP	Added to Twins 40-man roster.
12-1-15	52	Park, Byung Ho	1B/DH	Signed to four-year contract.
12-2-15	66	Hicks, John	C	Claimed off waivers from Seattle.

DID YOU *Know?*

...that on September 22, 1968 vs. Oakland at Metropolitan Stadium, Cesar Tovar became the second major leaguer ever to play all nine positions in one game. He is also the only position player to be the starting pitcher in Twins history, as he tossed a scoreless first inning, including a strikeout of Reggie Jackson. He went on to catch, play first base, shortstop, third base, left field, center field and right field for an inning apiece.

FINAL STANDINGS — 2015

AMERICAN LEAGUE

EAST DIVISION	WON	LOST	PCT.	GB	HOME	ROAD
X-TORONTO BLUE JAYS	93	69	.574	-	53-28	40-41
Y-NEW YORK YANKEES	87	75	.537	6.0	45-36	42-39
BALTIMORE ORIOLES	81	81	.500	12.0	47-31	34-50
TAMPA BAY RAYS	80	82	.494	13.0	42-42	38-40
BOSTON RED SOX	78	84	.481	15.0	43-38	35-46

CENTRAL DIVISION	WON	LOST	PCT.	GB	HOME	ROAD
X-KANSAS CITY ROYALS	95	67	.586	-	51-30	44-37
MINNESOTA TWINS	83	79	.512	12.0	46-35	37-44
CLEVELAND INDIANS	81	80	.503	13.5	39-41	42-39
CHICAGO WHITE SOX	76	86	.469	19.0	40-41	36-45
DETROIT TIGERS	74	87	.460	20.5	38-43	36-44

WEST DIVISION	WON	LOST	PCT.	GB	HOME	ROAD
X-TEXAS RANGERS	88	74	.543	-	43-38	45-36
Y-HOUSTON ASTROS	86	76	.531	2.0	53-28	33-48
LOS ANGELES ANGELS	85	77	.525	3.0	49-32	36-45
SEATTLE MARINERS	76	86	.469	12.0	36-45	40-41
OAKLAND ATHLETICS	68	94	.420	20.0	34-47	34-47

NATIONAL LEAGUE

EAST DIVISION	WON	LOST	PCT.	GB	HOME	ROAD
X-NEW YORK METS	90	72	.556	-	49-32	41-40
WASHINGTON NATIONALS	83	79	.512	7.0	46-35	37-44
MIAMI MARLINS	71	91	.438	19.0	41-40	30-51
ATLANTA BRAVES	67	95	.414	23.0	42-39	25-56
PHILADELPHIA PHILLIES	63	99	.389	27.0	37-44	26-55

CENTRAL DIVISION	WON	LOST	PCT.	GB	HOME	ROAD
X-ST. LOUIS CARDINALS	100	62	.617	-	55-26	45-36
Y-PITTSBURGH PIRATES	98	64	.605	2.0	53-28	45-36
Y-CHICAGO CUBS	97	65	.599	3.0	49-32	48-33
MILWAUKEE BREWERS	68	94	.420	32.0	34-47	34-47
CINCINNATI REDS	64	98	.395	36.0	34-47	30-51

WEST DIVISION	WON	LOST	PCT.	GB	HOME	ROAD
X-LOS ANGELES DODGERS	92	70	.568	-	55-26	37-44
SAN FRANCISCO GIANTS	84	78	.519	8.0	47-34	37-44
ARIZONA DIAMONDBACKS	79	83	.488	13.0	39-42	40-41
SAN DIEGO PADRES	74	88	.457	18.0	39-42	35-46
COLORADO ROCKIES	68	94	.420	24.0	36-45	32-49

x-Division Champion; y-Wild Card

2015 POSTSEASON RESULTS

AL WILD CARD GAME (1 GM): Houston defeated New York 3-0.
NL WILD CARD GAME (1 GM): Chicago defeated Pittsburgh 4-0.
AL DIVISION SERIES (5 GM SERIES): Kansas City defeated Houston, 3 games to 2.
AL DIVISION SERIES (5 GM SERIES): Toronto defeated Texas, 3 games to 2.
NL DIVISION SERIES (5 GM SERIES): Chicago defeated St. Louis, 3 games to 1.
NL DIVISION SERIES (5 GM SERIES): New York defeated Los Angeles, 3 games to 2.
AL CHAMPIONSHIP SERIES (7 GM SERIES): Kansas City defeated Toronto, 4 games to 2.
NL CHAMPIONSHIP SERIES (7 GM SERIES): New York swept Chicago, 4 games to 0.
WORLD SERIES (7 GM SERIES): Kansas City defeated New York, 4 games to 1.

MISCELLANEOUS BATTING DATA — 2015

2015 INDIVIDUAL DESIGNATED HITTERS

PLAYER	AVG	G	AB	R	H	2B	3B	HR	RBI	HB	BB	SO	SB	CS	OBP
Escobar, E	.174	8	23	0	4	0	0	0	2	0	1	4	0	1	.200
Herrmann, C	.000	1	1	0	0	0	0	0	0	0	0	0	0	0	.000
Hunter, T	.250	14	48	9	12	0	0	2	8	1	6	8	0	0	.345
Mauer, J	.257	20	74	9	19	5	0	2	12	0	10	15	0	1	.341
Nunez, E	.213	16	47	5	10	3	1	1	3	0	2	9	1	2	.245
Robinson, S	.000	5	1	3	0	0	0	0	0	0	1	0	0	0	.500
Sano, M	.268	69	246	41	66	15	1	15	47	1	48	106	0	0	.387
Santana, D	.250	5	4	0	1	0	0	0	2	0	0	2	1	0	.250
Vargas, K	.245	29	110	10	27	4	0	1	8	0	5	34	0	0	.278
TOTALS	**.251**	**-**	**554**	**77**	**139**	**27**	**2**	**21**	**82**	**2**	**73**	**178**	**2**	**4**	**.338**

2015 INDIVIDUAL PINCH-HITTERS

PLAYER	AVG	AB	H	2B	3B	HR	RBI	SH	SF	HP	BB	SO	GDP	OBP
Arcia, O	.000	1	0	0	0	0	0	0	0	0	0	0	1	.000
Bernier, D	.000	1	0	0	0	0	0	0	0	0	0	0	0	.000
Escobar, E	.000	6	0	0	0	0	0	0	0	0	0	1	0	.000
Fryer, E	.000	1	0	0	0	0	0	0	0	0	0	0	0	.000
Herrmann, C	.200	5	1	1	0	0	2	0	0	0	0	1	0	.200
Hicks, A	.000	1	0	0	0	0	0	0	0	0	0	0	0	.000
Hunter, T	.000	4	0	0	0	0	0	0	0	0	0	0	0	.000
Kepler, M	.000	2	0	0	0	0	0	0	0	0	0	2	0	.000
Mauer, J	.000	2	0	0	0	0	0	0	0	0	1	1	1	.333
Nunez, E	.222	9	2	0	0	0	0	0	0	0	0	1	0	.222
Polanco, J	.000	1	0	0	0	0	0	0	0	0	0	0	0	.000
Robinson, S	.600	5	3	0	0	0	1	0	0	0	2	1	0	.714
Rosario, E	.000	5	0	0	0	0	0	0	0	0	0	2	0	.000
Sano, M	.500	2	1	0	0	1	1	0	0	0	0	0	0	.500
Santana, D	.091	11	1	0	0	0	0	0	0	0	1	1	0	.167
Schafer, J	.000	1	0	0	0	0	0	0	0	0	0	0	0	.000
Suzuki, K	.000	3	0	0	0	0	0	0	0	0	0	1	1	.000
Vargas, K	.091	11	1	0	0	0	2	0	0	0	0	5	0	.091
Totals	**.127**	**71**	**9**	**1**	**0**	**1**	**6**	**0**	**0**	**0**	**4**	**16**	**3**	**.173**

TWINS ALL-TIME PINCH-HIT LEADERS

PLAYER	PINCH-HITS	YEARS
Randy Bush	74	1982-93 (12)
Chip Hale	51	1989-96 (5)
Rich Reese	42	1964-73 (10)
Jose M. Morales	36	1978-80 (3)
Tony Oliva	32	1962-76 (15)
Frank Kostro	26	1964-65, 67-69 (5)
Don Mincher	25	1961-66 (6)

PLAYER	PINCH-HITS	YEARS
Denny Hocking	25	1993-2003 (11)
Glenn Adams	24	1977-81 (5)
Bob Allison	24	1961-70 (10)
Steve Braun	24	1971-76 (6)
Craig Kusick	24	1973-79 (7)
Rich Rollins	24	1961-68 (8)
Gene Larkin	23	1987-93 (7)

DID YOU *Know?*

...the longest home run ever hit by a Twin was estimated at 520 feet. Harmon Killebrew crushed the three-run blast off California righty Lew Burdette, which landed in the sixth row of the upper deck at Metropolitan Stadium on June 3, 1967. The ball cracked the seat, and was later painted orange to commemorate the event. The seat is now located in the Mall of America — the former site of "Met" Stadium — bolted to a wall in the amusement park, marking the height and position where the ball would have landed in the upper deck.

MISCELLANEOUS FIGURES — 2015

TWINS AT A GLANCE IN 2015

Record: 83-79
Home Record: 46-35
Road Record: 37-44
Record in series: 26-24-3
Series Openers: 27-25
Series Finales: 26-26
Rubber Games: 11-11
Sweeps/Swept: 6/7
April: 10-12
May: 20-7
June: 11-17
July: 12-13
August: 14-14
September/October: 16-16
vs. American League East: 19-14
vs. American League Central: 40-36
vs. American League West: 16-17
vs. National League: 8-12
Games vs. LH Starter: 28-26
Games vs. RH Starter: 55-53
Twins score first: 60-26
Opp. scores first: 23-53
Come-from-behind wins: 33
Leading after 7/8 inn.: 67-4/68-2
Trailing after 7/8 inn.: 7-59/3-68
Tied after 7/8 inn.: 9-16/12-9
Extra-innings: 6-8
1-run games: 21-20
Twins out-hit opp.: 58-8
Opp. out-hit Twins: 17-66
Twins/Opp. have = hits: 8-5
Twins get Quality Start: 51-24
Twins starter goes 6+ IP: 55-37
Most games over .500: 11, last 6/5
Most games under .500: 5, 4/15
Longest winning streak: 6, 8/20-26
Longest losing streak: 5, 3x, last 9/15-19
When Twins score 4+: 61-24
When Twins score 3-: 22-55
Team-high hits: 19, 5/3 vs. CWS
Team-high runs: 15, 8/20 at BAL
Opp.-high hits: 20, 5/14 at DET
Opp.-high runs: 17, 8/8 at CLE
Twins get 10+ hits: 46-11
Walk-Off W/L: 6/5
Shutouts W/L: 12/8
Complete Games: 2, last Gibson, 9/8 at KC
Target Field Sellouts ('15/All-Time): 6/158

TWINS PACESETTERS OF 2015

BATTING

Average: Nunez, .282
Runs: Dozier, 101
Hits: Mauer, 157
Bunt Hits: Hicks, 5
Singles: Mauer, 111
Doubles: Dozier, 39
Triples: Rosario, 15
Home runs: Dozier, 28
RBI: Plouffe, 86
Total Bases: Dozier, 279
Slugging Pct.: Sano, .530
On-Base Pct.: Sano, .385
Games: Mauer, 158
At-Bats: Dozier, 628
Stolen Bases: Hicks, 13
SB Pct.: Robinson, 85.7 (6-7)
Walks: Mauer, 67
Strikeouts: Dozier, 148
Fewest SO: Suzuki (433 AB), 59
GDP: Plouffe, 28
Fewest GDP: Sano (335 AB), 4
Sacrifice Bunts: D. Santana, 7
Sacrifice Flies: Dozier, 8
Hit-by-Pitch: Dozier, 7

PITCHING

ERA: Gibson, 3.84
Wins: Hughes/Gibson, 11
Win Percentage: Hughes, .550
Losses: Gibson/Pelfrey, 11
Saves: Perkins, 32
Games: Boyer, 68
Games Started: Gibson, 32
Complete Games: Gibson/Hughes, 1
Shutouts: None
Innings Pitched: Gibson, 194.2
Relief Appearances: Boyer, 68
Games Finished: Perkins, 45
Hits: Pelfrey, 198
BA Against: Jepsen, .176
Home Runs: Hughes, 29
Runs: Gibson, 88
Earned Runs: Gibson, 83
Walks: Gibson, 65
Intentional Walks: Gibson, 6
Strikeouts: Gibson, 145
Hit Batsmen: Pelfrey, 12
Wild Pitches: Gibson, 7
Balks: Graham/Nolasco, 1
Pickoffs: Boyer/Gibson/Milone, 1

Hitting qualifications based on minimum of 150 at-bats

TRADING REGULATIONS

Trade assignment waivers are required for any assignment of a player from a major league club to another major league club during the period commencing 4 p.m. (EST) on August 1 and ending at the close of the championship season. Trade assignment waivers may not be obtained between the close of a championship season and 4 p.m. (EST) on the following July 31.

DID YOU *Know?*

...that the Twins will travel 30,018 total air miles on 40 flights in 2016, covering 90 hours. Their longest flight will take place on June 1, when they fly 1,578 air miles from OAK (Oakland) to MSP (Minneapolis).

WATCH THE TWINS

ALL
SEASON
LONG

FOX SPORTS NORTH™ AND FOX SPORTS GO™ WHERE AVAILABLE



OPPONENTS

MAJOR LEAGUE BASEBALL

Rob Manfred succeeded Bud Selig as Commissioner on January 25, 2015.

245 Park Avenue
New York, NY 10167
(212) 931-7800
FAX: (212) 949-5654
www.MLB.com

MAJOR LEAGUE BASEBALL™

OFFICE OF THE COMMISSIONER

EXECUTIVES

Rob Manfred . . . . . Commissioner of Baseball
Allan H. (Bud) Selig . . . . . Commissioner Emeritus
Rob Bowman . . . . . President, Business & Media
Pat Courtney . . . . . Chief Communications Officer
Dan Halem . . . . . Chief Legal Officer
Jonathan Mariner . . . . . Chief Investment Officer
Tony Petitti . . . . . Chief Operating Officer
Bob Starkey . . . . . Chief Financial Officer
Joe Torre . . . . . Chief Baseball Officer

BASEBALL OPERATIONS

Kim Ng . . . . . Senior Vice President, Baseball Operations
Peter Woodfork . . . . . Senior Vice President, Baseball Operations
Joe Garagiola, Jr. . . Senior Vice President, Standards & On-Field Operations
Roy Krasik . . . . . Senior Director, Major League Operations
Chris Haydock . . . . . Director, International Baseball Operations
Justin Klemm . . . . . Director, Instant Replay
Mark Letendre . . . . . Director, Umpire Medical Services
Randy Marsh . . . . . Director, Major League Umpires
Matt McKendry . . . . . Director, Umpire Administration
Rafael Perez . . . . . Director, Dominican Operations
Jeff Pfeifer . . . . . Director, Baseball Operations
Rich Rieker . . . . . Director, Umpire Development

PUBLIC RELATIONS
(212) 931-7878; FAX (212) 949-5654

Matt Bourne . . . . . Vice President, Business Communications
Michael Teevan . . . . . Vice President, Communications
John Blundell . . . . . Vice President, Communications
Jeff Heckelman . . . . . Director, Business Public Relations
Dan Queen . . . . . Director, Business Communications
Donald Muller . . . . . Director, Communications
Steven Arocho . . . . . Director, Business Communications
Lydia Devlin . . . . . Specialist, Communications
David Hochman . . . . . Specialist, Business Communications
Jennifer Zudonyi . . . . . Manager, Business Communications
Sarah Leer . . . . . Coordinator, Business Communications
Ginger Dillon . . . . . Executive Assistant, Communications
John Thorn . . . . . Official Historian

CLUB RELATIONS

Phyllis Merhige . . . . . Senior Vice President, Club Relations
Paul Koehler . . . . . Administrator, Club Relations
Angie Cintron . . . . Senior Administrative Assistant, Club Relations
Ana Cruz . . . . . Administrative Assistant, Club Relations

CLUB RELATIONS & SCHEDULING

Katy Feeney . . . Senior Vice President, Scheduling & Club Relations
Bennett Shields . . . Senior Coordinator, Scheduling & Club Relations

BROADCASTING

Chris Tully . . . . . Senior Vice President, Broadcasting
Bernadette McDonald . . . . . Vice President, Broadcast Operations
Susanne Hilgefort . . . Senior Director, Broadcasting Business Affairs
Chuck Torres . . . Director, Broadcasting Administration & Operations
Dewey Gong . . . . . Manager, Broadcasting
Pamela Brumley . . . . . Senior Administrative Assistant

BALTIMORE ORIOLES

333 West Camden St., Baltimore, MD 21201
1-888-848-BIRD, P.R. FAX: (410) 547-6272

Stadium (Capacity).....Oriole Park at Camden Yards (45,971)
Dimensions (L-C-R).....333-400-318

Chairman of the Board/CEO.....Peter Angelos
Executive Vice President, Baseball Operations.....Dan Duquette
Field Manager.....Buck Showalter
Director, Public Relations.....Kristen Hudak
Manager, Media Relations.....Jim Misudek

2015 Record.....81-81, Third place AL East

2015 Twins vs. Baltimore

7/6	BAL	W	4-2	8/20	at BAL	W	15-2
7/7	BAL	W	8-3	8/21	at BAL	W	4-3
7/8	BAL	W	5-3	8/22	at BAL	W	3-2
				8/23	at BAL	W	4-3

Last Minnesota Sweep	at MIN	at BAL
3-Game	July 6-8, 2015	July 22-24, 1996
4-Game	Never	August 20-23, 2015

Last Baltimore Sweep	at MIN	at BAL
3-Game	September 7-9, 1999	4/6-4/8/12
4-Game	August 22-25, 2011	July 1-3, 1966

SERIES RESULTS, LAST 20 YEARS

YEAR	HOME	ROAD	TOTALS
1996	1-5	4-2	5-7
1997	1-5	0-5	1-10
1998	2-3	1-4	3-7
1999	0-3	1-5	1-8
2000	2-4	1-2	3-6
2001	2-1	1-2	3-3
2002	1-2	0-3	1-5
2003	2-1	2-2	4-3
2004	1-2	4-2	5-4
2005	2-1	1-2	3-3
2006	2-1	4-2	6-3
2007	3-0	4-0	7-0
2008	1-2	2-1	3-3
2009	2-1	0-2	2-3
2010	2-2	3-1	5-3
2011	0-4	2-2	2-6
2012	2-2	0-3	2-5
2013	1-2	2-1	3-3
2014	2-1	1-3	3-4
2015	3-0	4-0	7-0
ALL-TIME	**151-152**	**132-172**	**283-324**

Won-Lost Record at Stadium
Metropolitan Stadium (1961-1981).....68-77
Metrodome (1982-2009).....73-64
Target Field (2010-present).....10-11
Memorial Stadium (1961-1991).....88-117
Oriole Park/Camden Yards (1992-present).....44-55

BOSTON RED SOX

4 Yawkey Way, Boston, MA 02215
(617) 226-6000, P.R. FAX: (617) 226-6613

Stadium (Capacity).....Fenway Park (37,949 - Night, 37,497 - Day)
Dimensions (L-C-R).....310-390-302

Principal Owner.....John W. Henry
Chairman.....Thomas C. Werner
President.....Sam Kennedy
President, Baseball Operations.....Dave Dombrowski
Senior Vice President/General Manager.....Mike Hazen
Field Manager.....John Farrell
Senior Director, Media Relations.....Kevin Gregg
Manager, Media Relations & Baseball Information.....Jon Shestakofsky
Manager, Media Relations.....Abby DeCiccio

2015 Record.....78-84, Fifth place AL East

2015 Twins vs. Boston

5/25	BOS	W	7-2	6/2	at BOS	L	0-1
5/26	BOS	W	2-1	6/3	at BOS	L	3-6
5/27	BOS	W	6-4	6/3	at BOS	W	2-0
				6/4	at BOS	W	8-4

Last Minnesota Sweep	at MIN	at BOS
3-Game	May 25-27, 2015	June 13-15, 1994
4-Game	August 1-4, 1966	July 18-21, 1991

Last Boston Sweep	at MIN	at BOS
3-Game	May 17-19, 2013	June 16-18, 2014
4-Game	July 3-6, 2000	August 14-17, 1997

SERIES RESULTS, LAST 20 YEARS

YEAR	HOME	ROAD	TOTALS
1996	4-2	2-4	6-6
1997	2-3	1-5	3-8
1998	3-2	3-3	6-5
1999	3-3	1-3	4-6
2000	0-4	2-4	2-8
2001	2-1	1-2	3-3
2002	2-1	1-2	3-3
2003	2-1	2-1	4-2
2004	2-1	2-1	4-2
2005	2-1	0-3	2-4
2006	3-0	2-1	5-1
2007	1-2	2-2	3-4
2008	3-1	0-3	3-4
2009	2-2	0-2	2-4
2010	2-1	0-2	2-3
2011	1-2	1-3	2-5
2012	0-3	3-1	3-4
2013	0-3	3-1	3-4
2014	2-1	0-3	2-4
2015	3-0	2-2	5-2
ALL-TIME	**175-126**	**128-174**	**303-300**

Won-Lost Record at Stadium
Metropolitan Stadium (1961-1981).....87-58
Metrodome (1982-2009).....80-58
Target Field (2010-present).....8-10
Fenway Park (1961-present).....128-174

CHICAGO WHITE SOX

333 West 35th St., Chicago, IL 60616
(312) 674-1000, P.R. FAX: (312) 674-5847

Stadium (Capacity) ..... U.S. Cellular Field (40,615)
Dimensions (L-C-R) 330-400-335

Chairman ..... Jerry Reinsdorf
Senior Vice President, General Manager ..... Rick Hahn
Field Manager ..... Robin Ventura
Senior Director, Media Relations ..... Bob Beghtol
Assistant Director, Media Relations ..... Ray Garcia

2015 Record ..... 76-86, Fourth place AL Central

2015 Twins vs. Chicago

4/10	at CWS	W 6-0	6/22	CWS	W 13-2
4/11	at CWS	L 4-5	6/23	CWS	L 2-6
4/12	at CWS	L 2-6	6/24	CWS	W 6-1
4/30	CWS	W 12-2	9/1	at CWS	W 8-6
5/1	CWS	W 1-0	9/2	at CWS	W 3-0
5/2	CWS	W 5-3	9/3	at CWS	L 4-6
5/3	CWS	W 13-3	9/11	CWS	W 6-2
5/22	at CWS	L 2-3	9/12	CWS	L 2-8
5/23	at CWS	W 4-3	9/13	CWS	W 7-0
5/24	at CWS	W 8-1			

Last Minnesota Sweep	at MIN	at CWS
3-Game	June 18-20, 2013	September 14-16, 2010
4-Game	April 30-May 3, 2015	June 22-24, 1979
Last Chicago Sweep	**at MIN**	**at CWS**
3-Game	September 14-16, 2012	July 23-25, 2012
4-Game	Never	June 6-9, 2008

SERIES RESULTS, LAST 20 YEARS

YEAR	HOME	ROAD	TOTALS
1996	4-2	3-4	7-6
1997	3-3	3-3	6-6
1998	3-3	3-3	6-6
1999	2-4	1-4-1	3-8-1
2000	2-4	3-3	5-7
2001	7-2	7-3	14-5
2002	7-3	4-5	11-8
2003	7-2	3-7	10-9
2004	4-6	6-3	10-9
2005	3-6	4-5	7-11
2006	5-5	5-4	10-9
2007	5-4	4-5	9-9
2008	8-1	2-8	10-9
2009	7-2	5-4	12-6
2010	6-3	7-2	13-5
2011	3-6	6-3	9-9
2012	2-7	2-7	4-14
2013	5-5	6-3	11-8
2014	6-4	4-5	10-9
2015	8-2	5-4	13-6
ALL-TIME	**245-186-2**	**209-220-1**	**454-406-3**

Won-Lost Record at Stadium
Metropolitan Stadium (1961-1981) 101-70-2
Metrodome (1982-2009) 114-89
Target Field (2010-present) 30-27
Comiskey Park (1961-1990) 119-114
U.S. Cellular Field (1991-present) 90-106-1

CLEVELAND INDIANS

2401 Ontario St., Cleveland, OH 44115
(216) 420-4200, P.R. FAX: (216) 420-4430

Stadium (Capacity) ..... Progressive Field (35,225)
Dimensions (L-C-R) 325-405-325

Owner & Chief Executive Officer ..... Paul J. Dolan
President, Baseball Operations ..... Chris Antonetti
General Manager ..... Mike Chernoff
Field Manager ..... Terry Francona
Director, Baseball Information ..... Bart Swain
Assistant Director, Baseball Information ..... Court Berry-Tripp

2015 Record ..... 81-80, Third place AL Central

2015 Twins vs. Cleveland

4/17	CLE	W 3-2	8/15	CLE	W 4-1
4/18	CLE	L 2-4	8/16	CLE	W 4-1
4/19	CLE	W 7-2	9/22	CLE	W 3-1
5/8	at CLE	W 9-3	9/23	CLE	W 4-2
5/9	at CLE	W 7-4	9/24	CLE	L 3-6
5/10	at CLE	L 2-8	9/28	at CLE	W 4-2
8/7	at CLE	W 10-9	9/30	at CLE	W 7-1
8/8	at CLE	L 4-17	9/30	at CLE	L 2-10
8/9	at CLE	L 1-8	10/1	at CLE	W 4-2
8/14	CLE	L 1-6			

Last Minnesota Sweep	at MIN	at CLE
3-Game	July 27-29, 2012	June 14-16, 1991
4-Game	June 7-10, 1991	Never
Last Cleveland Sweep	**at MIN**	**at CLE**
3-Game	September 16-18, 2011	September 15-1, 2008
4-Game	September 26-29, 2013	April 8-11, 2002

SERIES RESULTS, LAST 20 YEARS

YEAR	HOME	ROAD	TOTALS
1996	2-4	1-6	3-10
1997	1-5	3-3	4-8
1998	4-2	2-4	6-6
1999	1-5	2-4	3-9
2000	4-2	4-3	8-5
2001	3-7	2-7	5-14
2002	7-2	4-6	11-8
2003	4-6	6-3	10-9
2004	7-2	5-5	12-7
2005	5-4	4-6	9-10
2006	6-3	5-5	11-8
2007	2-7	2-7	4-14
2008	7-2	3-6	10-8
2009	6-3	4-5	10-8
2010	6-3	6-3	12-6
2011	4-5	3-6	7-11
2012	6-3	6-3	12-6
2013	3-7	3-6	6-13
2014	4-5	4-6	8-11
2015	6-3	6-4	12-7
ALL-TIME	**213-185-1**	**174-223**	**387-408-1**

Won-Lost Record at Stadium
Metropolitan Stadium (1961-1981) 75-70-1
Metrodome (1982-2009) 109-89
Target Field (2010-present) 29-26
Cleveland Stadium (1961-1993) 96-116
Progressive Field (1994-present) 78-107

DETROIT TIGERS

2100 Woodward Ave., Detroit, MI 48201
(313) 471-2000, P.R. FAX: (313) 471-2138

Stadium (Capacity) ..... Comerica Park (41,297)
Dimensions (L-C-R) 345-420-330

Owner/Director ..... Michael Ilitch
Executive VP, Baseball Operations/General Manager ..... Al Avila
Field Manager ..... Brad Ausmus
Vice President, Communications ..... Ron Colangelo
Director, Media Relations ..... Aileen Villarreal

2015 Record ..... 74-87, Fifth place AL Central

2015 Twins vs. Detroit

4/6	at DET	L	0-4	7/10	DET	W	8-6
4/8	at DET	L	0-11	7/11	DET	W	9-5
4/9	at DET	L	1-7	7/12	DET	W	7-1
4/27	DET	L	4-5	9/14	DET	W	7-1
4/28	DET	W	3-2	9/15	DET	L	4-5
4/29	DET	L	7-10	9/16	DET	L	4-7
5/12	at DET	L	1-2	9/25	at DET	L	4-6
5/13	at DET	W	6-2	9/26	at DET	W	6-2
5/14	at DET	L	1-13	9/27	at DET	W	7-1
7/9	DET	L	2-4				

Last Minnesota Sweep	at MIN	at DET
3-Game	May 3-5, 2010	August 8-10, 2003
4-Game	Never	September 10-13, 2004
Last Detroit Sweep	**at MIN**	**at DET**
3-Game	May 25-27, 2012	April 6-9, 2015
4-Game	Never	May 27-29, 1983

SERIES RESULTS, LAST 20 YEARS

YEAR	HOME	ROAD	TOTALS
1996	3-3	3-3	6-6
1997	5-1	2-3	7-4
1998	2-4	2-4	4-8
1999	2-4	4-2	6-6
2000	4-3	2-4	6-7
2001	8-1	7-3	15-4
2002	9-1	5-3	14-4
2003	8-1	7-3	15-4
2004	5-5	7-2	12-7
2005	7-2	4-6	11-8
2006	6-4	2-7	8-11
2007	1-8	5-4	6-12
2008	6-3	5-4	11-7
2009	8-2	4-5	12-7
2010	7-2	2-7	9-9
2011	2-7	2-7	4-14
2012	2-7	6-3	8-10
2013	4-5	4-6	8-11
2014	5-4	5-5	10-9
2015	5-5	3-6	8-11
ALL-TIME	**220-180**	**197-200-1**	**417-380-1**

Won-Lost Record at Stadium
Metropolitan Stadium (1961-1981) 81-67
Metrodome (1982-2009) 114-83
Target Field (2010-present) 25-30
Tiger Stadium (1961-1999) 127-125-1
Comerica Park (2000-present) 70-75

HOUSTON ASTROS

P.O. Box 288, Houston, TX 77001-0288
(713) 259-8000, P.R. FAX: (713) 259-8032

Stadium (Capacity) ..... Minute Maid Park (41,676)
Dimensions (L-C-R) 315-435-326

Owner and Chairman ..... Jim Crane
President, Business Operations ..... Reid Ryan
General Manager ..... Jeff Luhnow
Field Manager ..... A.J. Hinch
Vice President, Media Relations ..... Gene Dias
Managers, Media Relations ..... Steve Grande/Dena Propis

2015 Record ..... 86-76, Second place AL West (Wild Card)

2015 Twins vs. Houston

8/28	HOU	W	3-0	9/4	at HOU	L	0-8
8/29	HOU	L	1-4	9/5	at HOU	W	3-2
8/30	HOU	W	7-5	9/6	at HOU	L	5-8

Last Minnesota Sweep	at MIN	at HOU
3-Game	August 2-4, 2013	Never
4-Game	Never	Never
Last Houston Sweep	**at MIN**	**at HOU**
3-Game	Never	Never
4-Game	Never	Never

ALL-TIME SERIES RESULTS

YEAR	HOME	ROAD	TOTALS
1997	- -	2-1	2-1
1998	- -	1-1	1-1
1999	1-2	- -	1-2
2000	- -	2-1	2-1
2001	2-1	- -	2-1
2006	- -	2-1	2-1
2009	1-2	- -	1-2
2013	3-0	2-1	5-1
2014	1-2	2-1	3-3
2015	2-1	1-2	3-3
ALL-TIME	**10-8**	**12-8**	**22-16**

Won-Lost Record at Stadium
Metrodome (1999-2009) 4-5
Target Field (2013-present) 6-3
Astrodome (1997-2000) 5-3
Minute Maid Park (2006-present) 7-5

KANSAS CITY ROYALS

One Royal Way, Kansas City, MO 64129
(816) 921-8000, P.R. FAX: (816) 921-5775

Stadium (Capacity) ..... Kauffman Stadium (37,903)
Dimensions (L-C-R) 330-410-330

Chairman/Owner ..... David Glass
President ..... Dan Glass
Senior Vice President, Baseball Operations/General Manager ..... Dayton Moore
Field Manager ..... Ned Yost
Vice President, Communications & Broadcasting ..... Mike Swanson
Assistant Director, Media Relations ..... Mike Cummings

2015 Record ..... 95-67, First place AL Central

2015 Twins vs. Kansas City

4/13	KC	L	3-12	7/2	at KC	W	2-0
4/15	KC	W	3-1	7/3	at KC	L	2-3
4/16	KC	W	8-5	7/4	at KC	W	5-3
4/20	at KC	L	7-1	7/5	at KC	L	2-3
4/21	at KC	L	6-5	9/7	at KC	W	6-2
4/22	at KC	W	3-0	9/8	at KC	L	2-4
6/8	KC	L	1-3	9/9	at KC	W	3-2
6/9	KC	L	0-2	10/2	KC	L	1-3
6/10	KC	L	2-7	10/3	KC	L	1-5
				10/4	KC	L	1-6

Last Minnesota Sweep	at MIN	at KC
3-Game	April 11-13, 2014	July 26-28, 2010
4-Game	June 29-July 2, 1970	June 2-5, 2011

Last Kansas City Sweep	at MIN	at KC
3-Game	October 2-4, 2015	April 8-10, 2013
4-Game	May 7-10, 1999	August 4-7, 1975

SERIES RESULTS, LAST 20 YEARS

YEAR	HOME	ROAD	TOTALS
1996	4-3	3-3	7-6
1997	2-4	3-3	5-7
1998	1-5	4-2	5-7
1999	3-4	5-1	8-5
2000	4-2	1-5	5-7
2001	7-3	6-3	13-6
2002	6-3	8-2	14-5
2003	5-5	3-6	8-11
2004	8-1	4-6	12-7
2005	6-3	7-3	13-6
2006	5-4	7-3	12-7
2007	5-4	4-5	9-9
2008	5-4	7-2	12-6
2009	5-4	7-2	12-6
2010	7-2	6-3	13-5
2011	6-3	4-5	10-8
2012	5-4	6-3	11-7
2013	2-8	2-7	4-15
2014	5-5	5-8	10-13
2015	2-7	5-5	7-12
ALL-TIME	199-166	183-189	382-355

Won-Lost Record at Stadium
Metropolitan Stadium (1969-1981) 59-47
Metrodome (1982-2009) 113-90
Target Field (2010-present) 27-29
Municipal Stadium (1969-1972) 17-19
Kauffman Stadium (1973-present) 166-170

LOS ANGELES ANGELS

2000 Gene Autry Way, Anaheim, CA 92806
(714) 940-2000, P.R. FAX: (714) 940-2205

Stadium (Capacity) ..... Angel Stadium of Anaheim (45,493)
Dimensions (L-C-R) 347-396-348

Owner ..... Arte Moreno
President ..... John Carpino
General Manager ..... Billy Eppler
Field Manager ..... Mike Scioscia
Vice President, Communications ..... Tim Mead
Director, Communications ..... Eric Kay

2015 Record ..... 85-77, Third place AL West

2015 Twins vs. Los Angeles

7/21	at LAA	L	0-7	9/19	LAA	L	3-4
7/22	at LAA	L	2-5	9/19	LAA	L	2-5
7/23	at LAA	W	3-0	9/20	LAA	W	8-1
9/17	LAA	L	8-11				

Last Minnesota Sweep	at MIN	at LAA
3-Game	April 15-16, September 9, 2013	August 6-8, 1996
4-Game	September 27-30, 1993	September 22-25, 1988

Last Los Angeles Sweep	at MIN	at LAA
3-Game	July 31-August 2, 2009	June 24-26, 2014
4-Game	September 4-7, 2014	Never

SERIES RESULTS, LAST 20 YEARS

YEAR	HOME	ROAD	TOTALS
1996	5-1	3-3	8-4
1997	4-2	3-2	7-4
1998	2-4	3-2	5-6
1999	1-3	3-3	4-6
2000	1-5	2-2	3-7
2001	2-1	4-2	6-3
2002	3-3	2-1	5-4
2003	2-1	2-4	4-5
2004	3-3	1-2	4-5
2005	3-4	1-2	4-6
2006	1-2	1-2	2-4
2007	2-1	1-5	3-6
2008	1-3	2-2	3-5
2009	3-3	1-3	4-6
2010	2-1	3-1	5-2
2011	1-2	2-4	3-6
2012	3-3	0-3	3-6
2013	3-0	2-1	5-1
2014	0-4	0-3	0-7
2015	1-3	1-2	2-5
ALL-TIME	168-184	165-182	333-366

Won-Lost Record at Stadium
Metropolitan Stadium (1961-1981) 83-89
Metrodome (1982-2009) 75-82
Target Field (2010-present) 10-13
Wrigley Field (1961) 4-5
Dodger Stadium (1962-1965) 19-17
Angel Stadium (1966-present) 142-160

NEW YORK YANKEES

One East 161st St., Bronx, NY 10451
(718) 293-4300, P.R.: (718) 579-4460

Stadium (Capacity) ..... Yankee Stadium (49,469)
Dimensions (L-C-R) 318-408-314

Managing General Partner/Co-Chairperson ..... Hal Z. Steinbrenner
General Partner/Co-Chairperson ..... Hank G. Steinbrenner
President ..... Randy Levine
Senior Vice President/General Manager ..... Brian Cashman
Field Manager ..... Joe Girardi
Executive Director, Communications & Media Relations ..... Jason Zillo
Assistant Director, Baseball Information & Public Communications ..... Michael Margolis

2015 Record ..... 87-75, Second place AL East (Wild Card)

2015 Twins vs. New York

7/24	NYY	W 10-1	8/17	at NYY	L 7-8
7/25	NYY	L 5-8	8/18	at NYY	L 4-8
7/26	NYY	L 2-7	8/19	at NYY	L 3-4

Last Minnesota Sweep	at MIN	at NYY
3-Game	September 6-8, 1991	August 9-11, 1968
4-Game	July 3-5, 1967	Never

Last New York Sweep	at MIN	at NYY
3-Game	July 7-9, 2009	August 17-19, 2015
4-Game	July 1-4, 2013	May 15-18, 2009

SERIES RESULTS, LAST 20 YEARS

YEAR	HOME	ROAD	TOTALS
1996	3-4	2-3	5-7
1997	1-5	2-3	3-8
1998	3-2	1-5	4-7
1999	2-4	2-2	4-6
2000	2-2	3-3	5-5
2001	2-1	2-1	4-2
2002	0-3	0-3	0-6
2003	0-4	0-3	0-7
2004	2-1	0-3	2-4
2005	2-1	1-2	3-3
2006	2-1	1-2	3-3
2007	1-2	1-3	2-5
2008	4-3	0-3	4-6
2009	0-3	0-4	0-7
2010	1-2	1-2	2-4
2011	1-3	1-3	2-6
2012	1-2	2-2	3-4
2013	0-4	2-1	2-5
2014	1-3	2-1	3-4
2015	1-2	0-3	1-5
ALL-TIME	**138-170**	**115-182-1**	**253-352-1**

Won-Lost Record at Stadium
Metropolitan Stadium (1961-1981) 69-77
Metrodome (1982-2009) 64-77
Target Field (2010-present) 5-16
Yankee Stadium I (1961-73;76-08) 103-159-1
Shea Stadium (1974-1975) 4-7
Yankee Stadium II (2009-present) 8-16

OAKLAND ATHLETICS

7000 Coliseum Way, Oakland, CA 94621
(510) 638-4900, P.R. FAX: (510) 562-1633

Stadium (Capacity) ..... Overstock.com (O.co) Coliseum (35,067)
Dimensions (L-C-R) 330-400-330

Owner/Managing Partner ..... Lewis Wolff
President ..... Michael Crowley
Executive Vice President, Baseball Operations ..... Billy Beane
General Manager ..... David Forst
Field Manager ..... Bob Melvin
Manager, Baseball Information ..... Mike Selleck
Manager, Player & Media Relations ..... Adam Loberstein

2015 Record ..... 68-94, Fifth place AL West

2015 Twins vs. Oakland

5/4	OAK	W 8-7	7/17	at OAK	W 5-0
5/5	OAK	L 1-2	7/18	at OAK	L 2-3
5/6	OAK	W 13-0	7/19	at OAK	L 1-14
5/7	OAK	W 6-5			

Last Minnesota Sweep	at MIN	at OAK
3-Game	May 28-30, 2012	July 18-20, 1997
4-Game	July 12-15, 2007	August 13-15, 1993

Last Oakland Sweep	at MIN	at OAK
3-Game	April 7-10, 2014	August 30-September 1, 2002
4-Game	April 9-12, 1981	September 19-22, 2013

SERIES RESULTS, LAST 20 YEARS

YEAR	HOME	ROAD	TOTALS
1996	4-3	2-4	6-7
1997	3-2	4-2	7-4
1998	1-4	3-3	4-7
1999	5-1	2-4	7-5
2000	1-5	4-2	5-7
2001	3-3	2-1	5-4
2002	1-2	2-4	3-6
2003	6-0	2-1	8-1
2004	1-3	1-2	2-5
2005	1-3	3-3	4-6
2006	5-1	1-3	6-4
2007	4-0	1-2	5-2
2008	2-1	3-4	5-5
2009	1-2	3-4	4-6
2010	4-2	2-1	6-3
2011	1-2	3-2	4-4
2012	3-3	1-2	4-5
2013	1-2	0-4	1-6
2014	0-3	1-3	1-6
2015	3-1	1-2	4-3
ALL-TIME	**167-130**	**128-163**	**295-293**

Won-Lost Record at Stadium
Metropolitan Stadium (1968-1981) 69-46
Metrodome (1982-2009) 86-71
Target Field (2010-present) 12-13
Overstock.com Coliseum (1968-present) 128-163

SEATTLE MARINERS

1250 First Avenue South, Seattle, WA 98134
Mailing Address: P.O. Box 4100, Seattle, WA 98194
(206) 346-4000, P.R. FAX: (206) 346-4400

Stadium (Capacity) ..... Safeco Field (47,943)
Dimensions (L-C-R) 331-401-326

Chairman/CEO ..... Howard Lincoln
President/COO ..... Kevin Mather
Executive Vice President/General Manager of Baseball Operations ..... Jerry Dipoto
Field Manager ..... Scott Servais
Senior Director, Baseball Information ..... Tim Hevly
Senior Managers, Baseball Information ..... Kelly Munro & Fernando Alcala

2015 Record ..... 76-86, Fourth place AL West

2015 Twins vs. Seattle

4/24	at SEA	L	0-2	7/30	SEA	W	9-5
4/25	at SEA	W	8-5	7/31	SEA	L	1-6
4/26	at SEA	W	4-2	8/1	SEA	W	3-2
				8/2	SEA	L	1-4

Last Minnesota Sweep	at MIN	at SEA
3-Game	July 30-August 1, 2010	April 17-19, 2007
4-Game	April 25-28, 1991	Never

Last Seattle Sweep	at MIN	at SEA
3-Game	September 13-15, 1996	August 17-19, 2012
4-Game	May 29-June 1, 2003	Never

SERIES RESULTS, LAST 20 YEARS

YEAR	HOME	ROAD	TOTALS
1996	1-5	5-1	6-6
1997	2-4	3-2	5-6
1998	0-6	2-3	2-9
1999	3-3	1-5	4-8
2000	2-4	1-5	3-9
2001	1-5	0-3	1-8
2002	2-1	3-3	5-4
2003	1-5	2-1	3-6
2004	3-0	2-4	5-4
2005	3-1	3-3	6-4
2006	4-1	1-2	5-3
2007	1-2	5-1	6-3
2008	3-0	2-4	5-4
2009	4-3	1-2	5-5
2010	3-0	3-4	6-4
2011	2-4	1-1	3-5
2012	1-3	1-5	2-8
2013	2-1	2-2	4-3
2014	2-1	3-1	5-2
2015	2-2	2-1	4-3
ALL-TIME	**115-100-1**	**94-119**	**209-219-1**

Won-Lost Record at Stadium
Metropolitan Stadium (1977-1981) 17-18-1
Metrodome (1982-2009) 86-71
Target Field (2010-present) 12-11
Kingdome (1977-1999) 62-77
Safeco Field (1999-present) 32-42

TAMPA BAY RAYS

One Tropicana Drive, St. Petersburg, FL 33705
(727) 825-3242, P.R. FAX: (727) 825-3111

Stadium (Capacity) ..... Tropicana Field (31,042)
Dimensions (L-C-R) 315-404-322

Principal Owner ..... Stuart Sternberg
President ..... Brad Auld
President, Baseball Operations ..... Matt Silverman
Field Manager ..... Kevin Cash
Vice President, Communications ..... Rick Vaughn
Senior Director, Communications ..... Dave Haller

2015 Record ..... 80-82, Fourth place AL East

2015 Twins vs. Tampa Bay

5/15	TB	W	3-2	8/25	at TB	W	11-7
5/16	TB	W	6-4	8/26	at TB	W	5-3
5/17	TB	L	3-11	8/27	at TB	L	4-5

Last Minnesota Sweep	at MIN	at TB
3-Game	July 1-3, 2005	May 6-8, 2005
4-Game	July 17-20, 2006	Never

Last Tampa Bay Sweep	at MIN	at TB
3-Game	July 18-20, 2014	Never
4-Game	Never	July 8-11, 2013

ALL-TIME SERIES RESULTS

YEAR	HOME	ROAD	TOTALS
1998	4-2	3-2	7-4
1999	1-3	4-2	5-5
2000	3-3	1-3	4-6
2001	1-2	0-4	1-6
2002	4-0	1-2	5-2
2003	3-0	3-0	6-0
2004	3-3	1-2	4-5
2005	3-0	3-0	6-0
2006	4-0	2-1	6-1
2007	2-2	1-2	3-4
2008	1-1	2-2	3-3
2009	2-1	1-2	3-3
2010	1-3	2-2	3-5
2011	2-4	1-3	3-7
2012	0-3	1-2	1-5
2013	1-2	0-4	1-6
2014	0-3	2-1	2-4
2015	2-1	2-1	4-2
ALL-TIME	**37-33**	**30-35**	**67-68**

Won-Lost Record at Stadium
Metrodome (1998-2009) 31-17
Target Field (2010-present) 6-16
Tropicana Field (1998-present) 30-35

TEXAS RANGERS

1000 Ballpark Way, Arlington, TX 76011
(817) 273-5222, P.R. FAX: (817) 273-5110

Stadium (Capacity) ..... Globe Life Park in Arlington (48,114)
Dimensions (L-C-R) 332-400-325

Co-Chairmen ..... Ray C. Davis, Bob R. Simpson
President, Baseball Operations/General Manager ..... Jon Daniels
Field Manager ..... Jeff Banister
Executive Vice President, Communications ..... John Blake
Senior Director, Media Relations ..... Rich Rice

2015 Record ..... 88-74, First place AL West

2015 Twins vs. Texas

6/12	at TEX	L 2-6	8/11	TEX	W 3-2
6/13	at TEX	L 7-11	8/12	TEX	W 11-1
6/14	at TEX	W 4-3	8/13	TEX	L 5-6

Last Minnesota Sweep	at MIN	at TEX
3-Game	September 3-5, 2010	September 7-9, 1976
4-Game	Never	Never

Last Texas Sweep	at MIN	at TEX
3-Game	April 13-15, 2012	July 8-10, 2003
4-Game	April 22-25, 1999	June 26-28, 1987

SERIES RESULTS, LAST 20 YEARS

YEAR	HOME	ROAD	TOTALS
1996	3-3	4-2	7-5
1997	1-4	2-4	3-8
1998	3-2	4-2	7-4
1999	0-6	0-6	0-12
2000	5-1	3-3	8-4
2001	1-2	3-3	4-5
2002	4-2	2-1	6-3
2003	3-0	2-4	5-4
2004	3-0	2-2	5-2
2005	2-4	1-2	3-6
2006	1-2	3-3	4-5
2007	5-1	2-1	7-2
2008	4-3	1-2	5-5
2009	2-1	4-3	6-4
2010	6-0	1-3	7-3
2011	3-1	2-2	5-3
2012	0-3	2-5	2-8
2013	2-2	2-1	4-3
2014	1-3	1-2	2-5
2015	2-1	1-2	3-3
ALL-TIME	**141-117**	**118-147**	**259-264**

Won-Lost Record at Stadium
Metropolitan Stadium (1972-1981) 42-37
Metrodome (1982-2009) 85-70
Target Field (2010-present) 14-10
Arlington Stadium (1972-1993) 71-86
Globe Life Park in Arlington (1994-present) ... 47-61

TORONTO BLUE JAYS

1 Blue Jays Way, Suite 3200, Toronto, Ontario M5V 1J1
(416) 341-1000, P.R. FAX: (416) 341-1250

Stadium (Capacity) ..... Rogers Centre (49,286)
Dimensions (L-C-R) 328-400-328

Vice Chairman, Rogers Communications Inc ..... Phil Lind
President & Chief Executive Officer, Blue Jays ..... Mark Shapiro
Executive Vice President, Baseball Operations/General Manager ..... Ross Atkins
Field Manager ..... John Gibbons
Vice President, Communications ..... Jay Stenhouse
Manager, Baseball Information ..... Mal Romanin

2015 Record ..... 93-69, First place AL East

2015 Twins vs. Toronto

5/29	TOR	L 4-6	8/3	at TOR	L 1-5
5/30	TOR	W 3-2	8/4	at TOR	L 1-3
5/31	TOR	W 6-5	8/5	at TOR	L 7-9
			8/6	at TOR	L 3-9

Last Minnesota Sweep	at MIN	at TOR
3-Game	July 26-28, 2002	April 11-13, 2003
4-Game	July 21-23, 1979	Never

Last Toronto Sweep	at MIN	at TOR
3-Game	September 6-8, 2013	October 1-3, 2012
4-Game	Never	August 3-6, 2015

SERIES RESULTS, LAST 20 YEARS

YEAR	HOME	ROAD	TOTALS
1996	4-2	4-3	8-5
1997	2-4	1-4	3-8
1998	3-3	1-4	4-7
1999	3-3	1-3	4-6
2000	2-1	3-3	5-4
2001	1-3	1-2	2-5
2002	3-0	3-1	6-1
2003	0-3	3-0	3-3
2004	2-1	2-1	4-2
2005	2-1	2-1	4-2
2006	1-3	1-2	2-5
2007	4-3	0-3	4-6
2008	0-3	0-3	0-6
2009	1-3	2-2	3-5
2010	1-3	2-3	3-6
2011	0-3	1-2	1-5
2012	2-2	0-3	2-5
2013	0-3	1-2	1-5
2014	2-1	2-1	4-2
2015	2-1	0-4	2-5
ALL-TIME	**89-97**	**71-112**	**160-209**

Won-Lost Record at Stadium
Metropolitan Stadium (1961-1981) 20-5
Metrodome (1982-2009) 62-79
Target Field (2010-present) 7-13
Exhibition Stadium (1977-May 1989) 30-40
Rogers Centre (June 1989-present) 41-72

ARIZONA DIAMONDBACKS

401 East Jefferson St., Phoenix, AZ 85004
(602) 462-6500, P.R. FAX: (602) 462-6600

Stadium (Capacity) ..... Chase Field (48,519)
Dimensions (L-C-R) 330-407-335

Managing General Partner ..... Ken Kendrick
President & Chief Executive Officer ..... Derrick Hall
Chief Baseball Officer ..... Tony La Russa
Senior Vice President & General Manager ..... Dave Stewart
Field Manager ..... Chip Hale
Senior Vice President, Communications ..... Josh Rawitch
Senior Director, Player and Media Relations ..... Casey Wilcox
Senior Manager, Player and Media Relations ..... Pat O'Connell

2015 Record ..... 79-83, Third place NL West

2015 Twins vs. Arizona
None

Last Minnesota Sweep	at MIN	at ARI
3-Game	June 20-22, 2008	Never
4-Game	Never	Never

Last Arizona Sweep	at MIN	at ARI
3-Game	Never	May 20-22, 2011
4-Game	Never	Never

ALL-TIME SERIES RESULTS

YEAR	HOME	ROAD	TOTALS
2003	1-2	- -	1-2
2004	- -	2-1	2-1
2005	- -	2-1	2-1
2008	3-0	- -	3-0
2011	- -	0-3	0-3
2014	2-1	- -	2-1
ALL-TIME	**6-3**	**4-5**	**10-8**

Won-Lost Record at Stadium
Metrodome (2003-2008) 4-2
Target Field (2014-present) 2-1
Chase Field (2004-present) 4-5

ATLANTA BRAVES

755 Hank Aaron Drive, Atlanta, GA 30315
(404) 522-7630, P.R. FAX: (404) 614-1391

Stadium (Capacity) ..... Turner Field (49,393)
Dimensions (L-C-R) 335-400-330

Chairman & Chief Executive Officer ..... Terry McGuirk
President ..... John Schuerholz
President, Baseball Operations ..... John Hart
General Manager ..... John Coppolella
Field Manager ..... Fredi Gonzalez
Director, Media Relations ..... Brad Hainje
Manager, Media Relations ..... Adrienne Midgley

2015 Record ..... 67-95, Fourth place NL East

2015 Twins vs. Atlanta
None

Last Minnesota Sweep	at MIN	at ATL
3-Game	June 12-14, 2007	Never
4-Game	Never	Never

Last Atlanta Sweep	at MIN	at ATL
3-Game	Never	May 20-22, 2013
4-Game	Never	Never

ALL-TIME SERIES RESULTS

YEAR	HOME	ROAD	TOTALS
2002	1-2	- -	1-2
2007	3-0	- -	3-0
2010	1-2	- -	1-2
2013	- -	0-3	0-3
ALL-TIME	**5-4**	**0-3**	**5-7**

Won-Lost Record at Stadium
Metrodome (2002-07) 4-2
Target Field (2010-present) 1-2
Turner Field (2013-present) 0-3

CHICAGO CUBS

1060 West Addison St., Chicago, IL 60613-4397
(773) 404-2827, P.R. FAX: (773) 404-4129

Stadium (Capacity) ..... Wrigley Field (41,072)
Dimensions (L-C-R) 355-400-353

Chairman ..... Tom Ricketts
President, Baseball Operations ..... Theo Epstein
Executive Vice President, General Manager ..... Jed Hoyer
Field Manager ..... Joe Maddon
Director, Media Relations ..... Peter Chase
Assistant Director, Media Relations ..... Jason Carr

2015 Record ..... 97-65, Third place NL Central (Wild Card)

2015 Twins vs. Chicago
6/19 ..... CHC ..... W 7-2
6/20 ..... CHC ..... L 1-4
6/21 ..... CHC ..... L 0-8

Last Minnesota Sweep	at MIN	at CHC
3-Game	June 23-25, 2006	Never
4-Game	Never	Never

Last Chicago Sweep	at MIN	at CHC
3-Game	Never	June 15-17, 2001
4-Game	Never	Never

ALL-TIME SERIES RESULTS

YEAR	HOME	ROAD	TOTALS
1997	- -	1-2	1-2
1998	2-1	- -	2-1
1999	- -	1-2	1-2
2000	1-2	- -	1-2
2001	- -	0-3	0-3
2006	3-0	- -	3-0
2009	- -	2-1	2-1
2012	2-1	- -	2-1
2015	1-2	- -	1-2
ALL-TIME	**9-6**	**4-8**	**13-14**

Won-Lost Record at Stadium
Metrodome (1998-2006) 6-3
Target Field (2012-present) 3-3
Wrigley Field (1997-present) 4-8

CINCINNATI REDS

100 Joe Nuxhall Way, Cincinnati, OH 45202
(513) 765-7800, P.R. FAX: (513) 765-7180

Stadium (Capacity) ..... Great American Ball Park (42,271)
Dimensions (L-C-R) 328-404-325

President & Chief Executive Officer ..... Bob Castellini
President, Baseball Operations ..... Walt Jocketty
Vice President, General Manager ..... Dick Williams
Field Manager ..... Bryan Price
Director, Media Relations ..... Rob Butcher
Assistant Directors, Media Relations ..... Larry Herms & Jamie Ramsey

2015 Record ..... 64-98, Fifth place NL Central

2015 Twins vs. Cincinnati
6/29 ..... at CIN ..... L 7-11
6/30 ..... at CIN ..... W 8-5
7/1 ..... at CIN ..... L 1-2

Last Minnesota Sweep	at MIN	at CIN
3-Game	July 7-8, 2001	Never
4-Game	Never	Never

Last Cincinnati Sweep	at MIN	at CIN
3-Game	Never	June 2-4, 2000
4-Game	Never	Never

ALL-TIME SERIES RESULTS

YEAR	HOME	ROAD	TOTALS
1997	2-1	- -	2-1
1998	- -	1-2	1-2
1999	2-1	- -	2-1
2000	- -	0-3	0-3
2001	3-0	- -	3-0
2012	- -	2-1	2-1
2015	- -	1-2	1-2
ALL-TIME	**7-2**	**4-8**	**11-10**

Won-Lost Record at Stadium
Metrodome (1997-2001) 7-2
Cinergy Field (1998-2000) 1-5
Great American Ball Park (2012-present) 3-3

COLORADO ROCKIES

2001 Blake St., Denver, CO 80205
(303) 292-0200, P.R. FAX: (303) 312-2319

Stadium (Capacity) ..... Coors Field (50,398)
Dimensions (L-C-R) 347-415-350

Owner, Chairman & Chief Executive Officer ..... Richard L. Monfort
Owner, General Partner ..... Charlie Monfort
Senior Vice President, General Manager ..... Jeff Bridich
Field Manager ..... Walt Weiss
Director, Communications ..... Warren Miller

2015 Record ..... 68-94, Fifth place NL West

2015 Twins vs. Colorado
None

Last Minnesota Sweep	at MIN	at COL
3-Game	Never	Never
4-Game	Never	Never

Last Colorado Sweep	at MIN	at COL
3-Game	Never	Never
4-Game	Never	Never

ALL-TIME SERIES RESULTS

YEAR	HOME	ROAD	TOTALS
2003	2-1	- -	2-1
2008	- -	1-2	1-2
2010	2-1	- -	2-1
2014	- -	2-1	2-1
ALL-TIME	**4-2**	**3-3**	**7-5**

Won-Lost Record at Stadium
Metrodome (2003) 2-1
Target Field (2010-present) 2-1
Coors Field (2008-present) 3-3

LOS ANGELES DODGERS

1000 Elysian Park Avenue, Los Angeles, CA 90012
(323) 224-1301, P.R. FAX: (323) 224-1459

Stadium (Capacity) ..... Dodger Stadium (56,000)
Dimensions (L-C-R) 330-395-330

Chairman & Owner ..... Mark Walter
President and Chief Executive Officer ..... Stan Kasten
President of Baseball Operations ..... Andrew Friedman
General Manager ..... Farhan Zaidi
Field Manager ..... Dave Roberts
Senior Director, Public Relations ..... Joe Jareck
Assistant Director, Public Relations ..... Yvonne Carrasco
Senior Manager, Public Relations ..... Jon Chapper

2015 Record ..... 92-70, First place NL West

2015 Twins vs. Los Angeles
None

Last Minnesota Sweep	at MIN	at LAD
3-Game	June 26-28, 2006	Never
4-Game	Never	Never

Last Los Angeles Sweep	at MIN	at LAD
3-Game	April 30-May 1, 2014	Never
4-Game	Never	Never

ALL-TIME SERIES RESULTS

YEAR	HOME	ROAD	TOTALS
2005	- -	1-2	1- 2
2006	3-0	- -	3- 0
2011	2-1	- -	2- 1
2014	0-3	- -	0-3
ALL-TIME	**5-4**	**1-2**	**6-6**

Won-Lost Record at Stadium
Metrodome (2006) 3-0
Target Field (2011-present) 2-4
Dodger Stadium (2005-present) 1-2

MIAMI MARLINS

501 Marlins Way, Miami, FL 33125
(305) 480-1300, P.R. FAX: (305) 480-3012

Stadium (Capacity).....Marlins Park (37,442)
Dimensions (L-C-R).....344-422-335

Owner & Chief Executive Officer.....Jeffrey H. Loria
President.....David Samson
President, Baseball Operations.....Michael Hill
Field Manager.....Don Mattingly
Senior Vice President, Communications & Broadcasting.....P.J. Loyello
Senior Director, Communications.....Matt Roebuck
Director, Publications & Baseball Information.....Marty Sewell

2015 Record.....71-91, Third place NL East

2015 Twins vs. Miami
None

Last Minnesota Sweep	at MIN	at MIA
2-Game	Never	Never
3-Game	Never	Never
4-Game	Never	Never

Last Miami Sweep	at MIN	at MIA
2-Game	Never	June 25-26, 2013
3-Game	Never	Never
4-Game	Never	Never

ALL-TIME SERIES RESULTS

YEAR	HOME	ROAD	TOTALS
2002	2-1	- -	2-1
2007	- -	2-1	2-1
2013	1-1	0-2	1-3
ALL-TIME	**3-2**	**2-3**	**5-5**

Won-Lost Record at Stadium
Metrodome (2002).....2-1
Target Field (2013-present).....1-1
Sun Life Stadium (2007).....2-1
Marlins Park (2013-present).....0-2

MILWAUKEE BREWERS

One Brewers Way, Milwaukee, WI 53214
(414) 902-4500, P.R. FAX: (414) 902-4053

Stadium (Capacity).....Miller Park (41,900)
Dimensions (L-C-R).....344-400-345

Chairman/Principal Owner.....Mark Attanasio
General Manager.....David Stearns
Field Manager.....Craig Counsell
Vice President, Communications.....Tyler Barnes
Senior Director, Media Relations.....Mike Vassallo
Senior Manager, Media Relations.....Ken Spindler

2015 Record.....68-94, Fourth place NL Central

2015 Twins vs. Milwaukee

6/5	MIL	L	5-10	6/26 at MIL	L 4-10
6/6	MIL	L	2-4	6/27 at MIL	W 5-2
6/7	MIL	W	2-0	6/28 at MIL	L 3-5

Last Minnesota Sweep	at MIN	at MIL
2-Game	May 29-30, 2013	May 27-28, 2013
3-Game	May 22-24, 2009	September 15-17, 1978
4-Game	Never	Never

Last Milwaukee Sweep	at MIN	at MIL
2-Game	Never	Never
3-Game	July 8-10, 1988	June 24-26, 2011
4-Game	May 17-20, 1996	August 24-27, 1995

SERIES RESULTS, LAST 20 YEARS

YEAR	HOME	ROAD	TOTALS
1996	1-6	3-3	4-9
1997	4-2	3-3	7-5
1998	0-2	- -	0-2
1999	- -	2-0	2-0
2000	1-2	- -	1-2
2001	- -	2-1	2-1
2002	2-1	2-1	4-2
2003	2-1	1-2	3-3
2004	1-2	1-2	2-4
2005	2-1	1-2	3-3
2006	3-0	2-1	5-1
2007	1-2	2-1	3-3
2008	2-1	2-1	4-2
2009	3-0	2-1	5-1
2010	2-1	0-3	2-4
2011	2-1	0-3	2-4
2012	1-2	2-1	3-3
2013	2-0	2-0	4-0
2014	1-1	1-1	2-2
2015	1-2	1-2	2-4
ALL-TIME	**118-100**	**104-115**	**222-215**

Won-Lost Record at Stadium
Metropolitan Stadium (1970-1981).....41-35
Metrodome (1982-2009).....68-58
Target Field (2010-present).....9-7
County Stadium (1970-2000).....83-93
Miller Park (2001-present).....21-22

NEW YORK METS

123-01 Roosevelt Ave, NY 11368
(718) 507-6387, P.R. FAX: (718) 507-6395

Stadium (Capacity) ..... Citi Field (41,922)
Dimensions (L-C-R) 335-408-330

Chairman & Chief Executive Officer ..... Fred Wilpon
President ..... Saul B. Katz
General Manager ..... Sandy Alderson
Field Manager ..... Terry Collins
Vice President, Media Relations ..... Jay Horwitz
Senior Director, Media Relations ..... Shannon Forde
Director, Media Relations ..... Ethan Wilson

2015 Record ..... 90-72, First place NL East

2015 Twins vs. New York
None

Last Minnesota Sweep	at MIN	at NYM
3-Game	June 8-10, 2004	Never
4-Game	Never	Never

Last New York Sweep	at MIN	at NYM
3-Game	April 12-13, August 19, 2013	Never
4-Game	Never	Never

ALL-TIME SERIES RESULTS

YEAR	HOME	ROAD	TOTALS
2002	- -	1-2	1-2
2004	3-0	- -	3-0
2007	- -	2-1	2-1
2010	- -	1-2	1-2
2013	0-3	- -	0-3
ALL-TIME	**3-3**	**4-5**	**7-8**

Won-Lost Record at Stadium
Metrodome (2004) 3-0
Target Field (2013-present) 0-3
Shea Stadium (2002-2007) 3-3
Citi Field (2010-present) 1-2

PHILADELPHIA PHILLIES

One Citizens Bank Way, Philadelphia, PA 19148
(215) 463-6000, P.R. FAX: (215) 389-3050

Stadium (Capacity) ..... Citizens Bank Park (43,651)
Dimensions (L-C-R) 329-401-330

President ..... Andy MacPhail
Chairman ..... David Montgomery
Vice President, General Manager ..... Matt Klentak
Field Manager ..... Pete Mackanin
Vice President, Communications ..... Bonnie Clark
Director, Baseball Communications ..... Greg Casterioto

2015 Record ..... 63-99, Fifth place NL East

2015 Twins vs. Philadelphia
None

Last Minnesota Sweep	at MIN	at PHI
3-Game	Never	Never
4-Game	Never	Never

Last Philadelphia Sweep	at MIN	at PHI
3-Game	Never	Never
4-Game	Never	Never

ALL-TIME SERIES RESULTS

YEAR	HOME	ROAD	TOTALS
2002	- -	2-1	2-1
2004	1-2	- -	1-2
2010	- -	2-1	2-1
2012	1-2	- -	1-2
2013	2-1	- -	2-1
ALL-TIME	**4-5**	**4-2**	**8-7**

Won-Lost Record at Stadium
Metrodome (2004) 1-2
Target Field (2012-present) 3-3
Veterans Stadium (2002) 2-1
Citizens Bank Park (2010-present) 2-1

PITTSBURGH PIRATES

115 Federal St., Pittsburgh, PA 15212
(412) 323-5000, P.R. FAX: (412) 325-4413

Stadium (Capacity) ..... PNC Park (38,362)
Dimensions (L-C-R) 325-399-320

Chairman of the Board ..... Bob Nutting
President ..... Frank Coonelly
Executive Vice President, General Manager ..... Neal Huntington
Field Manager ..... Clint Hurdle
Director, Baseball Communications ..... Jim Trdinich
Director, Media Relations ..... Dan Hart

2015 Record ..... 98-64, Second place NL Central (wildcard)

2015 Twins vs. Pittsburgh

5/19	at PIT	W 8-5	7/28	PIT	L 7-8
5/20	at PIT	W 4-3	7/29	PIT	L 4-10

Last Minnesota Sweep	at MIN	at PIT
2-Game	Never	May 19-20, 2015
3-Game	Never	June 16-18, 2006
4-Game	Never	Never

Last Pittsburgh Sweep	at MIN	at PIT
2-Game	July 29-28, 2015	Never
3-Game	Never	Never
4-Game	Never	Never

ALL-TIME SERIES RESULTS

YEAR	HOME	ROAD	TOTALS
1997	2-1	- -	2-1
1998	- -	1-2	1-2
1999	2-1	- -	2-1
2000	- -	1-2	1-2
2001	2-1	- -	2-1
2006	- -	3-0	3-0
2009	2-1	- -	2-1
2012	- -	1-2	1-2
2015	0-2	2-0	2-2
ALL-TIME	**8-6**	**8-6**	**16-12**

Won-Lost Record at Stadium
Metrodome (1997-2009) 8-4
Target Field (2015-present) 0-2
Three Rivers Stadium (1998-2000) 2-4
PNC Park (2006-present) 6-2

ST. LOUIS CARDINALS

700 Clark St., St. Louis, MO 63102
(314) 345-9600, P.R. FAX: (314) 345-9530

Stadium (Capacity) ..... Busch Stadium (45,538)
Dimensions (L-C-R) 336-400-335

Chairman & Chief Executive Officer ..... William O. DeWitt, Jr.
Senior Vice President & General Manager ..... John Mozeliak
Field Manager ..... Mike Matheny
Director, Communications ..... Brian Bartow
Manager, Communications ..... Melody Yount

2015 Record: ..... 100-62, First place NL Central

2015 Twins vs. St. Louis

6/15	at STL	L 2-3	6/17	STL	W 3-1
6/16	at STL	L 2-3	6/18	STL	W 2-1

Last Minnesota Sweep	at MIN	at STL
2-Game	June 17-18, 2015	Never
3-Game	Never	Never
4-Game	Never	Never

Last St. Louis Sweep	at MIN	at STL
2-Game	Never	June 15-16, 2015
3-Game	Never	July 15-17, 2001
4-Game	Never	Never

ALL-TIME SERIES RESULTS

YEAR	HOME	ROAD	TOTALS
1997	- -	0-3	0-3
1998	2-1	- -	2-1
1999	- -	2-1	2-1
2000	2-1	- -	2-1
2001	- -	0-3	0-3
2009	- -	2-1	2-1
2015	2-0	0-2	2-2
ALL-TIME	**6-2**	**4-10**	**10-12**

Won-Lost Record at Stadium
Metrodome (1998-2000) 4-2
Target Field (2015-present) 2-0
Busch Stadium I (1997-2001) 2-7
Busch Stadium II (2009-present) 2-3

SAN DIEGO PADRES

100 Park Boulevard, San Diego, CA 92101
(619) 795-5000, P.R. FAX: (619) 795-5266

Stadium (Capacity) ..... PETCO Park (40,162)
Dimensions (L-C-R) 336-396-322

Executive Chairman ..... Ron Fowler
President/Chief Executive Officer ..... Mike Dee
Executive Vice President/General Manager ..... A.J. Preller
Field Manager ..... Andy Green
Director, Communications ..... Shana Wilson
Senior Manager, Media Relations ..... Josh Ishoo

2015 Record ..... 74-88, Fourth place NL West

2015 Twins vs. San Diego
None

Last Minnesota Sweep	at MIN	at SD
3-Game	June 17-19, 2011	June 24-26, 2008
4-Game	Never	Never

Last San Diego Sweep	at MIN	at SD
3-Game	Never	Never
4-Game	Never	Never

ALL-TIME SERIES RESULTS

YEAR	HOME	ROAD	TOTALS
2003	- -	2-1	2- 1
2005	1-2	- -	1- 2
2008	- -	3-0	3- 0
2011	3-0	- -	3- 0
2014	1-1	2-0	3-1
TOTALS	**5-3**	**7-1**	**12-4**

Won-Lost Record at Stadium
Metrodome (2005) 1-2
Target Field (2011-present) 4-1
Qualcomm Stadium (2003) 2-1
PETCO Park (2008-present) 5-0

SAN FRANCISCO GIANTS

24 Willie Mays Plaza, San Francisco, CA 94107
(415) 972-2000, P.R. FAX: (415) 947-2800

Stadium (Capacity) ..... AT&T Park (41,915)
Dimensions (L-C-R) 339-399-309

President & Chief Executive Officer ..... Laurence M. Baer
Executive Vice President of Baseball Operations ..... Brian Sabean
Senior Vice President/General Manager ..... Bobby Evans
Field Manager ..... Bruce Bochy
Senior Director, Media Relations ..... Matt Chisholm
Media Relations Manager ..... Liam Connolly

2015 Record ..... 84-78, Second place NL West

2015 Twins vs. San Francisco
None

Last Minnesota Sweep	at MIN	at SF
3-Game	Never	Never
4-Game	Never	Never

Last San Francisco Sweep	at MIN	at SF
3-Game	Never	May 23-25, 2014
4-Game	Never	Never

ALL-TIME SERIES RESULTS

YEAR	HOME	ROAD	TOTALS
2003	- -	2-1	2- 1
2005	1-2	- -	1- 2
2011	- -	1-2	1- 2
2014	- -	0-3	0-3
ALL-TIME	**1-2**	**3-6**	**4-8**

Won-Lost Record at Stadium
Metrodome (2005) 1-2
AT&T Park (2003-present) 3-6

WASHINGTON NATIONALS

1500 South Capitol St., S.E., Washington, D.C. 20003
(202) 640-7000, P.R. FAX: (202) 640-7450

Stadium (Capacity) ..... Nationals Park (41,313)
Dimensions (L-C-R) 336-402-335

Managing Principal Owner ..... Theodore N. Lerner
President of Baseball Operations/General Manager ..... Mike Rizzo
Field Manager ..... Dusty Baker
Executive Director, Communications ..... Elizabeth Alexander
Senior Director, Baseball Communications ..... Amanda Comak

2015 Record ..... 83-79, Second place NL East

2015 Twins vs. Washington
None

Last Minnesota Sweep	at MIN	at WAS
3-Game	June 17-19, 2008	June 15-17, 2004 (Montreal)
4-Game	Never	Never

Last Washington Sweep	at MIN	at WAS
3-Game	Never	Never
4-Game	Never	Never

ALL-TIME SERIES RESULTS

YEAR	HOME	ROAD	TOTALS
2004	- -	3-0 (MTL)	3-0
2007	1-2	- -	1-2
2008	3-0	- -	3-0
2013	- -	1-2	1-2
TOTALS	**4-2**	**1-2**	**5-4**

Won-Lost Record at Stadium
Metrodome (2007-08) 4-2
Olympic Stadium in Montreal (2004) 3-0
Nationals Park (2013-present) 1-2

TOP ACTIVE OPPOSITION VS. TWINS

HITTERS

BATTING AVERAGE (MIN. 100 AB)
1. Mark Teixeira ..... .366
2. Dustin Pedroia ..... .354
3. J.D. Martinez ..... .341
4. Carlos Gomez ..... .339
5. Robinson Cano ..... .333
6. Ichiro Suzuki ..... .327
7. Melvin Upton, Jr. ..... .326
8. Jose Bautista ..... .324
9. David Ortiz ..... .323
10. Josh Hamilton ..... .321

HOME RUNS
1. Alex Rodriguez 50
2. Miguel Cabrera 35
3. Victor Martinez 24
4. Curtis Granderson 23
5. Jose Bautista 21
6. David Ortiz 20
   Mark Teixeira 20
8. Jhonny Peralta 19
9. Carlos Beltran 18
   Carlos Santana 18

HITS
1. Victor Martinez 192
2. Alex Rodriguez 173
3. Miguel Cabrera 172
4. Billy Butler 167
5. Ichiro Suzuki 156
6. Jhonny Peralta 155
7. A.J. Pierzynski 122
8. Coco Crisp 115
   Ian Kinsler 115
10. Curtis Granderson 109

PITCHERS

WINS
1. CC Sabathia 17
2. Justin Verlander 15
3. Bartolo Colon 10
4. John Lackey 9
   David Price 9
   Max Scherzer 9
   Jered Weaver 9
8. Felix Hernandez 8
   Rick Porcello 8
10. 6 Tied 7

STRIKEOUTS
1. CC Sabathia 197
2. Justin Verlander 187
3. Bartolo Colon 118
4. Chris Sale 113
5. Felix Hernandez 110
6. John Danks 106
   David Price 106
8. Max Scherzer 103
9. John Lackey 100
10. Corey Kluber 99

ERA (MIN. 75.0 IP)
1. Felix Hernandez 1.93
2. David Price 2.12
3. John Lackey 3.05
4. Justin Verlander 3.12
5. CC Sabathia 3.20
6. Jered Weaver 3.22
7. Jake Peavy 3.32
8. Scott Kazmir 3.58
9. Corey Kluber 3.64
10. Jon Lester 3.66

2015 TWINS INTERLEAGUE PLAY

DATE	OPPONENT	W/L	SCORE	WINNER	LOSER	RECORD	ALL-TIME
5/19	at Pittsburgh	W	8-5	Nolasco	Liriano	1-0	175-148
5/20	at Pittsburgh	W	4-3 (13 inn.)	Duensing	Bastardo	2-0	176-148
6/5	Milwaukee	L	5-10	Jeffress	Boyer	2-1	176-149
6/6	Milwaukee	L	2-4	Garza	Pressly	2-2	176-150
6/7	Milwaukee	W	2-0	Pelfrey	Fiers	3-2	177-150
6/15	at St. Louis	L	2-3	Lackey	May	3-3	177-151
6/16	at St. Louis	L	2-3	Wacha	Gibson	3-4	177-152
6/17	St. Louis	W	3-1	Milone	Martinez	4-4	178-152
6/18	St. Louis	W	2-1	Boyer	Villanueva	5-4	179-152
6/19	Chicago-NL	W	7-2	Hughes	Hendricks	6-4	180-152
6/20	Chicago-NL	L	1-4 (10 inn.)	Motte	Boyer	6-5	180-153
6/21	Chicago-NL	L	0-8	Arrieta	Gibson	6-6	180-154
6/26	at Milwaukee	L	4-10	Lohse	May	6-7	180-155
6/27	at Milwaukee	W	5-2	Gibson	Garza	7-7	181-155
6/28	at Milwaukee	L	3-5	Smith	Fien	7-8	181-156
6/29	at Cincinnati	L	7-11	Adcock	Pelfrey	7-9	181-157
6/30	at Cincinnati	W	8-5	Hughes	DeSclafani	8-9	182-157
7/1	at Cincinnati	L	1-2	Cueto	May	8-10	182-158
7/28	Pittsburgh	L	7-8	Melancon	Perkins	8-11	182-159
7/29	Pittsburgh	L	4-10	Liriano	Santana	8-12	182-160

TWINS INTERLEAGUE PLAY RECORD BY YEAR

1997.....7-8
1998.....7-9
1999.....10-7
2000.....7-11
2001.....9-9
2002.....10-8
2003.....10-8
2004.....11-7
2005.....8-10
2006.....16-2
2007.....11-7
2008.....14-4
2009.....12-6
2010.....8-10
2011.....8-10
2012.....9-9
2013.....8-12
2014.....9-11
2015.....8-12

TWINS INTERLEAGUE PLAY HISTORY

PITCHERS HITTING

YEAR	AVG	AB	R	H	2B	3B	HR	RBI	SH	SF	BB	SO
1997	.111	18	0	2	0	0	0	1	1	0	0	6
1998	.313	16	1	5	0	0	0	1	0	0	0	9
1999	.056	18	0	1	0	0	0	0	0	0	3	8
2000	.176	17	1	3	2	0	0	0	2	0	0	9
2001	.353	17	2	6	2	0	0	1	1	0	0	4
2002	.227	22	0	5	0	0	0	1	1	0	1	6
2003	.200	20	1	4	0	0	0	0	5	0	2	7
2004	.143	21	0	3	0	0	0	2	2	0	0	8
2005	.091	22	1	2	0	0	0	0	2	0	0	5
2006	.105	19	1	2	0	0	0	1	3	0	1	10
2007	.080	25	2	2	1	1	0	1	5	0	1	5
2008	.316	19	2	6	1	0	0	3	5	0	0	5
2009	.000	21	0	0	0	0	0	0	5	0	1	10
2010	.176	17	0	3	0	0	0	0	5	0	0	9
2011	.150	20	0	3	1	0	0	1	0	0	1	7
2012	.053	19	1	1	0	0	0	1	1	0	1	11
2013	.053	19	0	1	0	0	0	0	4	0	0	11
2014	.091	22	0	2	1	0	0	1	0	0	0	14
2015	.150	20	0	3	0	0	0	0	0	0	0	10
TOTALS	**.145**	**372**	**12**	**54**	**8**	**1**	**0**	**14**	**42**	**0**	**11**	**154**

TEAM RECORDS

Last Minnesota Sweep.....2-0, June 17-18, 2015 vs. STL
Last Sweep of Minnesota.....0-2, July 28-29, 2015 vs. PIT

Largest Margin, Victory.....12 runs, 3x, 5/21/10 vs. MIL (15-3)
Largest Margin, Defeat.....15 runs, 6/27/11 vs. LAD (0-15)

Most Runs Scored.....16, 5/20/06 at MIL
Most Runs Allowed.....16, 5/20/12 at MIL

Twins Home Record.....100-70
Twins Road Record.....82-90

Winning Streak.....12, 6/22/06-5/19/07
Losing Streak.....6, 6/22-27/11

INDIVIDUAL HIGHS

PITCHING

WINS, Career.....16, Santana
Season.....5, Liriano, (2006)
LOSSES, Career.....11, Radke
Season.....4, Radke (2005)
SAVES, Career.....27, Nathan
Season.....6, 7x, last Perkins (2015)
STRIKEOUTS, Career.....191, Santana
Season.....43, Liriano (2006)

HITTING

AVERAGE (min. 150 PA), Career.....350, Young
Season.....492, Mauer (2006)
HITS, Career.....230, Mauer
Season.....30, Mauer (2006)
HOME RUNS, Career.....33, Hunter
Season.....9, Plouffe (2012)
RBI, Career.....107, Morneau
Season.....20, Cuddyer/Morneau (2006)

HISTORY AND RECORDS

TWINS ANNUAL TEAM BATTING

YEAR	AVG	G	AB	R	H	2B	3B	HR	RBI	SH	SF	HP	BB	SO	SB	GDP
1961	.250	161	5417	707	1353	215	40	167	665	67	42	33	597	840	47	141
1962	.260	*163	5561	798	1445	215	39	185	758	71	50	31	649	823	33	129
1963	*.255	161	5531	+767	*1408	223	35	+225	+722	84	30	41	547	912	32	116
1964	.252	163	5610	*737	1413	227	46	+221	*707	74	37	44	553	1019	46	120
1965	*.254	*162	5488	*774	*1396	*257	42	150	*711	77	+59	35	554	969	92	93
1966	.249	162	5390	663	1341	219	33	144	611	49	44	39	513	844	67	*138
1967	.240	+164	5458	671	1309	*216	48	131	619	66	34	46	512	976	55	114
1968	.237	162	5373	562	1274	207	*41	105	522	69	38	49	445	966	98	106
1969	*.268	162	+5677	*790	*1520	+246	32	163	*733	65	40	43	599	906	115	114
1970	*.262	162	5483	744	1438	230	*41	153	694	79	38	42	501	905	57	132
1971	.260	160	*5414	654	1406	197	31	116	618	64	57	25	512	846	66	+159
1972	.244	154	*5234	537	1277	182	31	93	506	73	28	35	478	905	53	129
1973	+.270	+162	*5625	738	+1521	*240	44	120	688	34	40	34	598	954	87	+150
1974	.272	+163	*5632	673	*1530	190	37	111	632	64	40	46	520	791	74	+159
1975	.271	159	5514	724	1497	215	28	121	669	62	46	40	563	746	81	127
1976	*.274	+162	*5574	*743	*1526	222	51	81	691	*93	49	41	550	714	146	121
1977	+.282	161	*5639	+867	+1588	273	60	123	804	81	56	43	563	754	105	115
1978	.267	162	5522	666	1472	259	47	82	621	*109	55	33	604	684	99	139
1979	.278	*162	5544	764	1544	256	46	112	714	+142	53	31	526	693	66	116
1980	.265	161	5530	670	1468	252	46	99	634	92	51	21	436	703	62	151
1981	.240	*110	3676	378	884	147	*36	47	359	36	27	11	275	497	34	95
1982	.257	162	5544	657	1427	234	44	148	624	22	51	24	474	887	38	149
1983	.261	162	5601	709	1463	280	41	141	671	29	45	29	467	802	44	150
1984	.265	162	5562	673	1473	259	33	114	636	26	58	24	437	735	39	138
1985	.264	162	5509	705	1453	282	41	141	678	39	47	31	502	779	68	117
1986	.261	162	5531	741	1446	257	39	196	700	44	38	37	501	977	81	123
1987	.261	+162	5441	786	1422	258	35	196	733	47	39	38	523	898	113	128
1988	.274	*162	5510	759	1508	294	31	151	710	37	50	55	528	832	107	130
1989	.276	162	5581	740	1542	278	35	117	691	51	58	39	478	743	111	126
1990	.265	+162	5499	666	1458	281	39	100	625	40	49	+53	445	749	96	148
1991	+.280	162	5556	776	+1557	270	42	140	733	44	49	40	526	747	107	157
1992	+.277	162	5582	747	+1544	275	27	104	701	46	59	+53	527	834	123	130
1993	.264	162	5601	693	1480	261	27	121	642	27	37	51	493	850	83	+150
1994	.276	113	3952	594	1092	239	23	103	556	22	34	*41	359	635	94	93
1995	.279	144	5005	703	1398	270	34	120	662	18	36	58	471	916	105	152
1996	.288	162	5673	877	1633	332	+47	118	812	20	63	65	576	958	143	172
1997	.270	162	5634	772	1522	305	40	132	730	20	56	60	495	1121	151	117
1998	.266	162	5641	734	1499	285	32	115	691	18	52	45	506	915	112	+155
1999	.264	161	5495	686	1450	285	30	105	643	24	56	49	500	978	118	151
2000	.270	162	5615	748	1516	325	*49	116	711	24	51	35	556	1021	90	143
2001	.272	162	5560	771	1514	328	38	164	717	25	38	64	495	1083	146	124
2002	.272	161	5582	768	1518	+348	36	167	731	34	52	56	472	1089	79	121
2003	.277	162	5655	801	1567	318	*45	155	755	42	52	63	512	1027	94	139
2004	.266	162	5623	780	1494	310	24	191	735	46	40	64	513	982	116	130
2005	.259	162	5564	688	1441	269	32	134	644	42	42	59	485	978	102	+155
2006	+.287	162	5602	#801	1608	275	34	143	754	31	55	50	490	872	101	163
2007	.264	162	5522	718	1460	273	36	118	671	34	45	48	512	839	112	149
2008	.279	#163	5641	829	1572	298	49	111	791	52	72	36	529	979	102	142
2009	.274	#163	5608	817	1539	271	40	172	770	51	57	45	585	1021	85	147
2010	.273	162	5568	781	1521	318	*41	142	749	38	53	39	559	967	68	159
2011	.247	162	5487	619	1357	259	25	103	572	31	25	37	440	1048	92	115
2012	.260	162	5562	701	1448	270	30	131	667	33	*56	53	505	1069	*135	149
2013	.242	162	5564	614	1346	285	15	151	590	32	29	52	533	1430	52	103
2014	.254	162	5567	715	1412	316	27	128	675	25	44	53	544	1329	99	97
2015	.247	162	5467	696	1349	277	44	156	661	30	41	40	439	1264	70	133
Totals	**.265**	**8,779**	**300,996**	**39,492**	**79,639**	**14,373**	**2,059**	**7,393**	**37,108**	**2,692**	**2,546**	**2,349**	**28,072**	**49,801**	**4,791**	**7,319**

(+ — denotes major league leadership; # — denotes tie for major league leadership; * — denotes league leadership)

TWINS YEARLY PINCH-HIT LEADERS

YEAR	PLAYER	PINCH-HITS
1961	Julio Becquer	11
1962	Don Mincher	9
1963	Jimmie Hall	5
1964	Frank Kostro	10
1965	Sandy Valdespino	10
1966	Rich Rollins	8
1967	Rich Reese	13
1968	Rich Rollins	8
1969	Rick Renick	8
1970	Charlie Manuel	9
1971	Steve Braun	7
1972	Charlie Manuel	7
	Jim Nettles	7
1973	Jim Holt	5
1974	Harmon Killebrew	12
1975	Danny Walton	7
1976	Tony Oliva	7
1977	Craig Kusick	10
1978	Jose Morales	14
1979	Jose Morales	9
1980	Jose Morales	13
1981	Glenn Adams	6
1982	Jesus Vega	5
1983	Dave Engle	6
1984	Darrell Brown	10
1985	Roy Smalley	7
1986	Randy Bush	13
1987	Randy Bush	7
1988	Randy Bush	6
	John Moses	6
1989	Carmelo Castillo	8
	John Moses	8
1990	Shane Mack	7
	John Moses	7
1991	Randy Bush	13
1992	Randy Bush	9
1993	Chip Hale	7
1994	Chip Hale	11
1995	Chip Hale	14
1996	Chip Hale	19
1997	Greg Myers	7
1998	Alex Ochoa	5
1999	Corey Koskie	6
2000	Midre Cummings	11
2001	Jacque Jones	5
2002	Bobby Kielty	8
2003	Justin Morneau	5
2004	Jose Offerman	12
2005	Lew Ford	4
	Michael Ryan	4
2006	3 tied	2
2007	Jason Tyner	5
2008	Jason Kubel	6
2009	Jose Morales	6
2010	Jim Thome	7
2011	Ben Revere	3
	Jim Thome	3
2012	4 tied	2
2013	3 tied	2
2014	Chris Parmelee	5
2015	Shane Robinson	3

TWINS ANNUAL TEAM PITCHING

YEAR	W	L	ERA	CG	SH	SV	IP	AB	H	BAA	R	ER	HR	HB	BB	SO	WP	BK
1961	70	90	4.28	49	14	23	1432.1	5517	1415	.256	778	681	163	45	570	917	41	1
1962	91	71	3.90	*53	11	27	1462.1	5524	1400	.253	713	633	166	43	493	*949	55	3
1963	91	70	3.28	58	13	30	1446.1	5468	1322	.242	602	527	162	24	459	941	*57	3
1964	79	83	3.58	*47	4	24	1478.1	5600	1361	.243	678	588	181	31	545	1098	+73	3
1965	+102	60	3.14	32	12	45	1457.1	5444	1278	.235	600	508	+166	27	503	934	44	2
1966	89	73	3.13	+52	11	27	1438.2	5374	1246	.232	581	501	139	27	392	1016	52	1
1967	91	71	3.15	58	18	24	1461.0	5509	1336	.243	590	511	115	40	396	1089	49	3
1968	79	83	2.90	45	13	29	1428.1	5325	1221	.229	546	461	92	42	412	992	52	6
1969	97	65	3.24	41	8	*43	+1497.2	5636	1388	.246	618	539	119	38	524	906	48	1
1970	98	64	3.23	26	12	*58	1448.1	5450	1329	.244	605	520	130	37	486	940	38	4
1971	74	86	3.81	43	9	25	1416.2	5385	1384	.257	670	600	139	40	529	895	42	3
1972	77	77	2.86	37	17	34	1399.1	5164	1188	.230	535	444	105	37	444	838	26	*5
1973	81	81	3.77	48	+18	34	1451.2	5561	1443	.259	692	608	115	36	519	879	61	5
1974	82	80	3.64	43	11	+29	1455.1	5529	1436	.260	669	589	115	38	513	934	38	3
1975	76	83	4.05	57	7	22	1423.0	5375	1381	.257	736	640	137	36	617	846	50	6
1976	85	77	3.69	29	11	23	1459.0	5483	1421	.259	704	599	89	38	610	762	61	12
1977	84	77	4.36	35	4	25	1442.0	5561	1546	.278	776	698	151	37	507	737	48	5
1978	73	89	3.69	48	9	26	1459.2	5521	1468	.266	678	599	102	33	520	703	51	*14
1979	82	80	4.16	31	6	33	1444.1	5578	1590	.285	725	667	128	15	452	721	39	7
1980	77	84	3.93	35	9	30	1451.0	5529	1502	.272	724	634	120	23	468	744	32	10
1981	41	68	3.98	13	6	22	979.2	3757	1021	.272	486	433	79	17	376	500	19	*14
1982	60	+102	4.72	26	7	30	1433.0	5516	1484	.269	+819	+751	+208	12	643	812	45	12
1983	70	92	4.67	20	5	39	1437.1	5572	1559	.280	+822	+746	163	35	580	748	41	13
1984	81	81	3.85	32	9	38	1437.2	5504	1429	.260	675	615	+159	35	463	713	38	7
1985	77	85	4.48	+41	7	34	1426.1	5473	1468	.268	782	710	164	30	462	767	51	11
1986	71	91	4.77	+39	6	24	1432.2	5619	1579	.281	839	+759	+200	46	503	937	58	5
1987	85	77	4.59	16	4	39	1427.1	5514	1465	.266	806	728	210	50	564	990	62	10
1988	91	71	3.93	18	9	52	1431.2	5477	1457	.266	672	625	146	42	453	897	43	38
1989	80	82	4.24	19	8	38	1429.1	5548	1495	.269	738	674	139	38	500	851	46	13
1990	74	88	4.12	13	13	43	1435.2	5531	1509	.273	729	658	134	27	489	872	55	5
1991	*95	67	3.69	21	12	53	1449.1	5491	1402	.255	652	595	139	27	488	876	57	5
1992	90	72	3.70	16	13	50	1453.0	5472	1391	.254	653	597	121	36	479	923	52	5
1993	71	91	4.70	5	3	44	1444.1	5618	1591	.283	830	755	148	45	514	901	43	13
1994	53	60	5.68	6	4	29	1005.0	4009	1197	+.299	688	+634	153	31	388	602	43	4
1995	56	+88	5.76	7	2	27	1272.2	5052	1450	.287	+889	+815	+210	36	533	790	52	4
1996	78	84	5.28	13	5	31	1439.2	5645	1561	.277	900	844	233	41	581	959	49	3
1997	68	94	5.00	10	4	30	1434.0	5641	1596	.283	861	796	187	33	495	908	66	6
1998	70	92	4.75	7	8	42	1447.2	5715	1622	.284	818	764	180	44	457	952	55	5
1999	63	*97	5.00	13	8	34	1423.1	5621	1591	.283	845	791	208	*28	487	927	57	6
2000	69	*93	5.14	6	4	35	1432.2	5696	1634	.287	880	819	212	*35	516	1042	68	4
2001	85	77	4.51	12	8	45	1441.1	5576	1494	.268	766	722	192	56	445	965	58	2
2002	94	67	4.12	8	9	47	1444.2	5578	1454	.261	712	662	184	*45	439	1026	62	3
2003	90	72	4.41	7	8	45	1462.0	5699	1526	.268	758	716	187	50	402	997	62	9
2004	92	70	*4.03	4	9	48	+1476.0	5702	1523	.267	*715	*661	167	54	*431	1123	45	1
2005	83	79	3.71	9	8	44	1464.1	5590	1458	.261	662	604	169	43	+348	965	35	4
2006	96	66	3.95	1	6	40	1439.1	5586	1490	.267	683	632	182	36	+356	^1164	40	3
2007	79	83	4.15	5	8	38	1436.2	5588	1505	.269	725	663	185	51	420	1094	46	5
2008	88	75	4.16	5	10	42	1459.0	5715	1568	.274	745	675	183	31	+406	995	45	4
2009	87	76	4.50	4	7	48	1453.0	5663	1542	.272	765	726	185	58	*466	1052	43	3
2010	94	68	3.95	9	13	40	1452.2	5603	1493	.266	671	638	155	47	383	1048	41	4
2011	63	99	4.58	7	8	32	1421.2	5571	1564	.281	804	724	161	54	480	940	47	5
2012	66	96	4.77	3	6	35	1438.2	5610	1536	.274	832	762	198	57	465	943	60	2
2013	66	96	4.55	1	7	40	1450.1	5679	1591	.280	788	733	168	44	458	985	50	4
2014	70	92	4.57	2	7	38	1435.0	5665	1588	.280	777	728	147	45	408	1031	50	6
2015	83	79	4.07	2	0	45	1443.0	5600	*1506	.269	700	653	163	41	413	1046	54	2
Totals	**4,357**	**4,414**	**4.13**	**1,288**	**469**	**1,978**	**78,348.0**	**301,440**	**79,997**	**.265**	**39,707**	**35,960**	**8,653**	**2,087**	**26,252**	**50,182**	**2,693**	**337**

(+ — denotes major league leadership; ^ — denotes tie for league leadership; * — denotes league leadership)

TWINS LONGEST LOSING STREAKS

GAMES	DATES	OPPOSITION
14	May 19-June 2, 1982	Baltimore 2, New York 6, Cleveland 6
13	May 26-June 7, 1961	Washington 3, Cleveland 2, Detroit 4, New York 4
11	September 9-21, 2011	Detroit 3, Kansas City 2, Cleveland 3, NYY 1, Seattle 2
10	May 21-June 1, 1985	Boston 5, Milwaukee 5
10	August 9-19, 1997	New York 3, Toronto 2, Boston 4, Detroit 1
10	September 9-19, 1998	Anaheim 1, Oakland 3, Seattle 2, Cleveland 2, Detroit 2
10	May 14-24, 2013	Chicago-AL 2, Boston 3, Atlanta 3, Detroit 2
9	August 9-15, 1970	Oakland 3, Washington 3, Boston 3
9	April 16-26, 1978	Seattle 2, Oakland 5, California 2
9	July 13-21, 1978	Baltimore 3, Boston 4, New York 2
9	August 1-9, 1980	Baltimore 3, Oakland 3, California 3
9	April 11-20, 1985	California 4, Seattle 3, Oakland 2
9	June 7-16, 1990	Toronto 4, Chicago 3, Kansas City 2
9	August 15-24, 1990	Cleveland 2, Toronto 3, Kansas City 3, Texas 1
9	June 15-23, 1993	Toronto 2, New York 4, Boston 3
9	May 7-16, 2011	Boston 3, Detroit 2, Toronto 3, Seattle 1

TWINS ANNUAL TEAM FIELDING

YEAR	PCT	G	PO	A	E	TC	DP	TP	PB
1961	.972	161	4297	1635	174	6106	150	0	16
1962	.980	*163	4387	1781	129	6297	*173	0	13
1963	.976	161	4339	1600	144	6083	140	0	13
1964	.977	163	4435	1647	145	6227	131	0	18
1965	.973	*162	4372	1774	172	6318	158	0	16
1966	.977	162	4316	1589	139	6044	118	+1	5
1967	.978	+164	4383	1595	132	6110	123	0	14
1968	.973	162	4300	1712	170	6182	117	1	9
1969	.977	162	+4493	1856	150	+6499	177	0	18
1970	.980	162	4345	1636	123	6104	130	0	11
1971	.980	160	4250	1604	118	5972	134	0	12
1972	.974	154	4198	1730	159	6087	133	0	7
1973	.978	+162	4355	1761	139	6255	147	0	19
1974	.976	+163	4366	1771	151	6288	164	0	7
1975	.973	159	4269	1842	170	6281	147	0	9
1976	.973	+162	4377	1823	172	6372	+182	+1	11
1977	.978	161	4326	1932	143	6401	184	0	10
1978	.977	162	4379	1943	146	6468	171	0	7
1979	.979	*162	4333	+2007	134	*6474	+203	0	5
1980	.977	161	4353	*1996	148	*6497	192	0	8
1981	.978	*110	2939	1268	96	4303	103	0	3
1982	.982	162	4299	1560	108	5967	162	1	6
1983	.980	162	4312	1700	121	6133	170	+1	10
1984	.980	162	4313	1678	*120	6111	134	+1	4
1985	.980	162	4279	1732	120	6131	139	0	13
1986	.980	162	4298	1626	118	6042	168	0	12
1987	+.984	+162	4282	1609	+98	5989	147	0	21
1988	+.986	*162	4295	1498	+84	5877	155	+2	11
1989	.982	*162	4288	1598	107	5993	141	0	8
1990	.983	+162	4307	1705	101	6113	161	+2	11
1991	.985	162	4348	1779	95	6222	161	0	12
1992	.985	162	4359	1776	95	6230	155	0	14
1993	.984	162	4333	1755	100	6188	160	0	21
1994	.982	113	3015	1186	75	4276	99	0	5
1995	.981	144	3818	1487	100	5405	141	0	11
1996	.984	162	4319	1519	94	5932	142	0	11
1997	.983	162	4302	1694	101	6097	170	0	14
1998	.982	162	4343	1585	108	6036	135	0	11
1999	.985	161	4270	1613	92	5975	150	0	12
2000	.983	162	4298	1526	102	5926	155	0	13
2001	.982	162	4324	1542	108	5974	118	0	4
2002	+.987	161	4334	1422	+74	5830	124	0	^5
2003	.985	162	4386	1481	87	5954	114	0	10
2004	.984	162	+4428	1658	101	6187	158	0	*6
2005	.984	162	4393	1764	102	*6259	171	0	9
2006	.986	162	4318	1647	84	6049	135	1	5
2007	.984	162	4310	1611	95	6016	151	0	6
2008	.982	163	4353	1671	108	6132	167	0	4
2009	.987	163	4359	1565	76	6000	135	0	16
2010	.987	162	4358	1710	78	6146	150	0	8
2011	.980	162	4265	1621	119	6005	153	0	12
2012	.983	162	4316	+1785	107	6208	+188	0	8
2013	.987	162	4351	1723	81	6155	178	0	6
2014	.984	162	4305	1579	97	5981	136	0	8
2015	.986	162	4329	1637	86	6052	150	0	3
Totals	**.981**	**8,779**	**235,013**	**91,538**	**6,396**	**332,947**	**7,956**	**11**	**563**

(+ — denotes major league leadership; * — denotes league leadership; ^ — denotes tied for major league leadership)

TRIPLE PLAYS

TWINS

DATE	INN	OPPONENT	PLAYERS	BATTER
August 18, 1966	2nd	California	Rollins-Tovar-Killebrew	Malzone
September 10, 1968	5th	Cleveland	Rollins-Carew-Allison	Horton
July 25, 1976	1st	at Chicago-AL	Borgmann-Gomez	Stein
May 29, 1982	2nd	New York-AL	Butera-Gaetti-Hrbek-Felton	Smalley
August 8, 1983	4th	at California	Gaetti-Castino-Hrbek	Ro. Jackson
July 19, 1984	2nd	at New York-AL	Gaetti-Teufel-Hrbek	Cerone
April 5, 1988	8th	at New York-AL	Gaetti-Lombardozzi-Hrbek	Santana
August 8, 1988	4th	Cleveland	Gladden-Lombardozzi-Larkin	Carter
July 17, 1990*	4th	at Boston	Gaetti-Newman-Hrbek	Brunansky
	8th		Gaetti-Newman-Hrbek	Reed
May 27, 2006	8th	Seattle	Castillo-Morneau-Batista	Johjima

OPPONENTS

DATE	INN	OPPONENT	PLAYERS	BATTER
June 3, 1968	8th	at New York-AL	Womack-Cox-Mantle	Roseboro
June 27, 1972	4th	California	Spencer-McMullen-Alomar-Cardenas	J.Nettles
June 7, 1976	5th	at Cleveland	Thomas-Duffy-Howard	Wynegar
July 23, 1977	6th	California	Mulliniks-Remy-Solaita	Bostock
September 8, 1996	6th	California	Howell-Hudler-Snow	Coomer
May 14, 2006	6th	Chicago-AL	Konerko-Iguchi-Uribe	Castillo
August 27, 2007	7th	at Cleveland	Blake-Cabrera-Martinez	Redmond
August 21, 2012	5th	at Oakland	Donaldson-Rosales-Carter	Plouffe

* - No other team has ever turned two triple plays in a game

TWINS ANNUAL ATTENDANCE

HOME				ROAD		
AVERAGE	OPENINGS	ATTENDANCE	YEAR	ATTENDANCE	OPENINGS	AVERAGE
16,756	75	1,256,723	**1961**	798,856	68	11,748
18,857	76	1,433,116	**1962**	933,850	73	12,792
18,509	76	*1,406,652	**1963**	704,531	70	10,064
15,285	79	1,207,514	**1964**	908,892	68	13,366
19,003	77	*1,463,268	**1965**	1,178,475	69	17,079
16,356	77	1,259,374	**1966**	1,099,594	67	16,412
19,520	76	1,483,547	**1967**	1,325,806	71	18,673
15,043	76	1,143,257	**1968**	1,117,915	72	15,527
17,299	78	1,349,327	**1969**	1,071,961	76	14,105
16,388	77	1,261,887	**1970**	1,220,644	78	15,649
12,545	75	940,858	**1971**	1,079,903	75	14,399
11,564	69	797,901	**1972**	846,606	71	11,924
11,941	76	907,499	**1973**	1,168,020	75	15,574
8,603	77	662,401	**1974**	968,275	75	12,910
10,098	73	737,156	**1975**	892,629	71	12,572
9,539	75	715,394	**1976**	1,089,625	77	14,151
15,100	77	1,162,727	**1977**	1,416,698	75	18,889
10,505	75	787,878	**1978**	1,316,701	73	18,037
14,274	75	1,070,521	**1979**	1,471,004	78	18,859
10,537	73	769,206	**1980**	1,363,019	77	17,702
7,951	59	469,206	**1981**	844,101	49	17,227
11,373	81	921,186	**1982**	1,452,080	79	18,381
10,737	80	858,939	**1983**	1,502,733	77	19,516
19,737	81	1,598,692	**1984**	1,549,501	76	20,388
20,393	81	1,651,814	**1985**	1,604,574	75	21,394
15,499	81	1,255,453	**1986**	1,707,440	79	21,613
25,703	81	2,081,976	**1987**	1,880,273	78	24,106
37,416	81	*3,030,672	**1988**	1,980,570	77	25,722
28,117	81	2,277,438	**1989**	1,988,012	77	25,818
21,895	80	1,751,584	**1990**	2,003,575	78	25,687
28,319	81	2,293,842	**1991**	2,306,583	80	28,832
30,647	81	2,482,428	**1992**	2,274,513	79	28,791
25,292	81	2,048,673	**1993**	2,300,021	78	29,487
23,704	59	1,398,565	**1994**	1,695,166	54	31,392
14,690	72	1,057,667	**1995**	1,634,586	71	23,022
17,967	80	1,437,352	**1996**	2,013,348	80	25,169
17,421	81	1,411,064	**1997**	2,095,535	80	26,194
14,395	81	1,165,980	**1998**	2,161,775	81	26,689
14,850	81	1,202,829	**1999**	2,245,944	80	28,074
13,093	81	1,059,715	**2000**	2,332,786	81	28,800
22,287	80	1,782,926	**2001**	2,274,453	81	28,080
23,759	81	1,924,473	**2002**	2,144,110	80	26,801
24,025	81	1,946,011	**2003**	2,027,406	81	25,030
23,598	81	1,911,418	**2004**	2,144,301	80	26,804
25,114	81	2,304,243	**2005**	2,217,442	81	27,376
28,210	81	2,285,018	**2006**	2,267,564	81	27,995
28,350	81	2,296,383	**2007**	2,501,160	81	30,549
28,425	81	2,302,431	**2008**	2,402,520	81	29,299
29,466	82	2,416,237	**2009**	2,251,837	81	27,800
39,798	81	3,223,640	**2010**	2,215,392	81	27,351
39,112	81	3,168,107	**2011**	2,344,923	81	28,950
34,512	81	2,776,354	**2012**	2,284,261	81	28,201
30,588	81	2,477,644	**2013**	2,188,785	81	27,022
27,785	81	2,250,606	**2014**	2,128,518	79	26,943
27,408	81	2,220,054	**2015**	2,344,521	80	29,307
20,172	**4,291**	**86,556,836**	**TOTALS**	**93,283,313**	**4,178**	**22,327**

(* — denotes league leadership)

MISC. ATTENDANCE FACTS AND FIGURES

- Through the first six seasons at Target Field, the Twins have drawn **16,116,405** total fans in 486 home games (**3,223,640** in 2010; **3,168,107** in 2011; **2,776,354** in 2012; **2,477,644** in 2013; **2,250,606** in 2014 and **2,220,054** in 2015), averaging 33,161 fans per opening.
- The Twins have sold out 158 regular season games at Target Field in 486 openings since 2010. They sold out **81** in 2010, **57** in 2011, **eight** in 2012, **six** in 2013, **none** in 2014 and **six** in 2015.

TWINS CONSECUTIVE HOME CROWD STREAKS

AT LEAST	OPENINGS	DATES
10,000	1,060	September 21, 2001-present
20,000	403	September 18, 2009-September 7, 2014
30,000	169	September 18, 2009-August 27, 2012
40,000	22	July 3-August 31, 2010
50,000	4	July 8-22, 1988

TWINS HOME ATTENDANCE HIGHS

EVENT		OPPONENT	DATE	ATTENDANCE
World Series Game		St. Louis	October 25, 1987	55,376
Championship Series Game		Anaheim	October 9, 2002	55,990
Division Series Game		Oakland	October 5, 2002	55,960
All-Star Game		National League	July 16, 1985	54,960
Opening Day		Toronto	April 8, 1988	53,067
Single Weekday		Detroit	October 6, 2009	54,088
Single Weeknight		Kansas City	September 25, 1987	52,704
Doubleheader		California	July 16, 1967	43,419
Twi-Night Doubleheader		Oakland	July 28, 1990	51,017
Saturday Morning		Chicago	September 17, 1988	46,439
Saturday Afternoon		New York	August 13, 1988	51,963
Saturday Night		Milwaukee	July 9, 1988	52,293
Sunday		Kansas City	September 27, 1987	53,106
Holiday	Morning	New York	May 30, 1962	39,720
	Afternoon	Baltimore	July 4, 1992	48,028
	Night	Kansas City	July 4, 1973	45,890
	Doubleheader	Chicago	July 4, 1961	23,592
	Twi-Nighter	Texas	July 4, 1975	25,714
Three-Date Series		New York	August 12-14, 1988	155,509
		Friday Night		52,230
		Saturday Afternoon		51,963
		Sunday Afternoon		51,316
Four-Date Series		Oakland	August 16-19, 1991	191,938
		Friday Night		50,019
		Saturday Night		52,080
		Sunday Night		44,295
		Monday Night		45,544
Season, Home			2010	3,223,640
Season, Road			2007	2,501,160
Game, Road		New York	June 20, 1965	71,245
Smallest Paid Crowd		Kansas City	September 20, 1965	537

TWINS REGULAR SEASON HOME CROWDS OF 50,000 OR MORE

RANK	ATTENDANCE	DATE	OPPONENT	D-N	DAY	SCORE
1	54,088	10-6-09	Detroit	D	Tuesday	6-5
2	53,106	9-27-87	Kansas City	D	Sunday	8-1
3	53,067	4-8-88	Toronto	N	Friday	6-3
4	53,031	4-10-92	Texas	N	Friday	7-1
5	52,704	9-25-87	Kansas City	N	Friday	4-6
6	52,625	10-1-88	California	N	Saturday	10-5
7	52,394	4-4-89	New York-AL	N	Tuesday	2-4
8	52,293	7-9-88	Milwaukee	N	Saturday	4-5
9	52,284	7-22-88	Baltimore	N	Friday	6-1
10	52,279	4-6-82	Seattle	N	Tuesday	7-11
11	52,230	8-12-88	New York-AL	N	Friday	4-6
12	52,080	8-17-91	Oakland	N	Saturday	12-4
13	52,008	6-4-88	Oakland	N	Saturday	4-6
14	51,963	8-13-88	New York-AL	D	Saturday	12-2
15	51,863	5-16-84	Toronto	D	Wednesday	7-8
16	51,717	4-25-87	California	N	Saturday	8-7
17	51,687	7-27-88	Toronto	D	Wednesday	1-4
18	51,617	4-6-93	Chicago-AL	N	Tuesday	5-10
19	51,316	8-14-88	New York-AL	D	Sunday	6-9
20	51,285	7-8-88	Milwaukee	N	Friday	3-5
21	51,163	4-15-85	California	N	Monday	0-5
22	51,155	10-4-09	Kansas City	D	Sunday	13-4
23	51,122	9-5-87	Milwaukee	N	Saturday	2-1
24	51,085	6-30-91	Chicago-AL	D	Sunday	3-0
25	51,058	10-5-91	Toronto	N	Saturday	3-1
26	51,043	8-1-92	Milwaukee	N	Saturday	9-6
27	51,017	7-28-90	Oakland	N	Saturday	1-4 & 9-4
28	51,011	9-7-96	California	N	Saturday	6-3
29	50,818	4-11-92	Texas	N	Saturday	8-10
30	50,525	6-29-91	Chicago-AL	N	Saturday	4-8
31	50,465	8-22-92	Toronto	N	Saturday	2-4
32	50,237	8-8-87	Oakland	N	Saturday	9-2
33	50,020	7-10-88	Milwaukee	D	Sunday	2-3
34	50,019	8-16-91	Oakland	N	Friday	5-4

TARGET FIELD TOP ATTENDANCE FIGURES

EXHIBITION:	32,995 on Friday, April 2, 2010 vs. St. Louis
REGULAR SEASON:	41,378 on Saturday, July 2, 2011 vs. Milwaukee
POSTSEASON:	42,035 on Thursday, October 7, 2010 (Game 2) vs. New York-AL
2-GAME SERIES:	77,887 from May 10-11, 2011 vs. Detroit
3-GAME SERIES:	123,385 from July 1-3, 2011 vs. Milwaukee
4-GAME SERIES:	164,950 from August 18-21, 2011 vs. New York-AL
ANY EVENT:	44,152 on July 18, 2015 for Kenny Chesney's "The Big Revival" tour and Jason Aldean's "The Burn It Down" tour

TWINS INDIVIDUAL SINGLE-GAME RECORDS

BATTING AND BASERUNNING

CATEGORY	RECORD	PLAYER	OPPONENT AND DATE
At-Bats	*7	Gladden	Texas, May 20, 1989
		Willingham	Chicago-AL, August 3, 2014
X-Inning	10	Braun (22 inn.)	Milwaukee, May 12, 1972
		Thompson (22 inn.)	Milwaukee, May 12, 1972
		Tovar (22 inn.)	Milwaukee, May 12, 1972
		Mack (22 inn.)	Cleveland, August 31, 1993
Runs	5	Carew	Chicago, June 26, 1977
		Teufel	Toronto, September 16, 1983
		Molitor	Detroit, April 24, 1996
		Rivas	Cleveland, June 4, 2002
Hits	6	Puckett	Milwaukee, August 30, 1987
X-Inning	6	Puckett	Texas, May 23, 1991
Extra-Base Hits	4	Many, last Cuddyer	Oakland, September 21, 2005
Total Bases	14	Puckett	Milwaukee, August 30, 1987
Singles	5	Many, last Mauer	Los Angeles-NL, July 27, 2006
X-Inning	5	Cardenas (12 inn.)	Kansas City, September 29, 1970
		Gladden (11 inn.)	Seattle, September 29, 1989
		Puckett (11 inn.)	Texas, May 23, 1991
Doubles	4	Puckett	Toronto, May 13, 1989
Triples	*3	Span	Detroit, June 29, 2010
		Landreaux	Texas, July 3, 1980
Home runs, Inning	2	Cuddyer	Kansas City, August 23, 2009
Home runs, Game	3	Allison	Cleveland, May 17, 1963
		Killebrew	Boston, September 21, 1963
		Oliva	Kansas City, July 3, 1973
		Morneau	Chicago-AL (second game), July 6, 2007
RBI	8	G. Adams	Chicago, June 26, 1977
		Bush	Texas, May 20, 1989
Bases-on-Balls	5	Smalley	Baltimore, May 7, 1978
Strikeouts	*5	Allison	Detroit, September 2, 1965
X-Inning	5	Valdespino (20 inn.)	Washington, August 9, 1967
		Darwin (22 inn.)	Milwaukee, May 12, 1972
		Smalley (17 inn.)	Cleveland, August 28, 1976
GDP	3	Terrell	Seattle, April 11, 1977
		Morales	Milwaukee, May 17, 1980
Sacrifices	3	Blyleven	Baltimore, July 27, 1970
Sacrifice Flies	2	Many, last Morneau	Boston, May 8, 2013
X-Inning	2	J. Hall (10 inn.)	Detroit, June 11, 1965
		Valdespino (10 inn.)	Cleveland, June 22, 1965
		Hisle (11 inn.)	Kansas City, April 5, 1974
		Kelly (11 inn.)	Oakland, April 24, 1997
		Dozier (10 inn.)	Milwaukee, May 19, 2012
Hit-by-Pitch	3	Koskie	Chicago, July 27, 2004
X-Inning	3	Kusick (11 inn.)	Milwaukee, August 27, 1975
Stolen Bases	4	Hisle	Kansas City, June 30, 1976

PITCHING

CATEGORY	RECORD	PLAYER	OPPONENT AND DATE
Innings Pitched	13	Merritt	New York, July 26, 1967
Hits	15	Pavano	Chicago-AL, August 19, 2010
		Radke	Anaheim, August 27, 2004
X-Inning	15	Zahn (10 inn.)	Toronto, August 26, 1978
Runs	11	Reed	New York-AL, April 21, 2003
Earned Runs	10	Albury	Kansas City, August 6, 1974
		Decker	Kansas City, May 12, 1976
		Zahn	Baltimore, July 21, 1980
		W. Banks	Chicago, August 4, 1992
		Mahomes	Detroit, April 24, 1993
		Reed	New York-AL, April 21, 2003
Home runs	5	Silva	Baltimore, August 22, 2006
		Blyleven	Texas, September 13, 1986
Strikeouts	17	Santana	Texas, August 19, 2007
Consecutive Strikeouts	7	Liriano	Atlanta, June 11, 2010
		Merritt	Washington, July 21, 1966
Walks	9	Roland	Chicago-AL, April 21, 1963
		Tiant	Detroit, May 5, 1970
		T. Hall	Oakland, September 23, 1970
		Hughes	New York, July 19, 1975
		Berenguer	Boston, June 2, 1987
Intentional Walks	3	Many, last Cressend	New York-AL, May 17, 2002
Hit Batsmen	*4	Blyleven	Cleveland, April 22, 1988
Wild Pitches	3	Many, last Diamond	Kansas City, June 30, 2012
Balks	3	Niekro	New York, April 19, 1988
Pick-offs	2	Many, last Deshaies	New York, May 17, 1994

* — denotes tie for major league record

TWINS TEAM SINGLE-GAME RECORDS

BATTING AND BASE-RUNNING

CATEGORY	RECORD		OPPONENT AND DATE
At-Bats	50	4 times	last, Chicago-AL, August 3, 2014
X-Inning	78	(22 inn.)	Cleveland, August 31, 1993
Runs, Both Clubs	35	(24-11)	Detroit, April 24, 1996
Hits	25		Cleveland, June 4, 2002
X-Inning	24	(11 inn.)	Seattle, September 29, 1989
Hits, Both Clubs	42		Oakland, April 27, 1980
Extra-Base Hits	12		Toronto, May 8, 1979
Extra-Base Hits, Both Clubs	24		Cleveland, July 13, 1996
Total Bases	47		Washington, August 29, 1963
Singles	19	2 times	last, Milwaukee, June 17, 2012
X-Inning	20	(11 inn.)	Seattle, September 29, 1989
Doubles	8	2 times	last, Seattle, April 17, 2007
Triples	4	2 times	last, Texas, June 14, 2015
Home runs	8		Washington, August 29, 1963
Home Runs, Both Clubs	9	Many	last, Milwaukee, July 12, 2001
Runs Batted In	22	2 times	last, Cleveland, June 4, 2002
Runs Batted In, Both Clubs	33		Detroit, April 24, 1996
Walks	14	3 times	last, Kansas City, August 5, 2006
X-Inning	18	(18 inn.)	Seattle, July 19, 1969
Walks, Both Clubs	21		Kansas City, September 10, 1976
X-Inning	22	2 times	last, (10 inn.) Baltimore, May 15, 1978
Intentional Walks	4	Many	last, Detroit, May 23, 1992
X-Inning	5	(22 inn.)	Milwaukee, May 12, 1972
Intentional Walks, Both Clubs	5		Boston, August 28, 1984
X-Inning	7	(22 inn.)	Milwaukee, May 12, 1972
Strikeouts	18		last, Seattle, September 13, 1995
X-Inning	19	3 times	last, (13 inn.) Tampa Bay, July 10, 2013
Strikeouts, Both Clubs	29		at Chicago, September 13, 2014 (Game 1)
X-Inning	35	(13 inn.)	Tampa Bay, July 10, 2013
Grounded into Double Plays	5	Many	last, Chicago, July 23, 2012
X-Inning	5	(22 inn.)	Milwaukee, May 12, 1972
Sacrifice Hits	5		Chicago, June 23, 1979
X-Inning	5	Many	last, (17 inn.) Texas, September 17, 1977
Sacrifice Flies	4	3 times	last, Detroit, September 10, 2006
X-Inning	3	2 times	last, Cleveland, July 3, 1994
Hit-by-Pitch	4	2 times	last, Kansas City, April 13, 1971
X-Inning	4	(17 inn.)	Cleveland, May 7, 1995
Left-on-Base	17	2 times	last, Milwaukee, September 4, 1990
X-Inning	23	2 times	last, (22 inn.) Milwaukee, May 12, 1972
Stolen Bases	6		Seattle, September 9, 1992
Opponent Stolen Bases	7	2 times	last, New York, May 10, 1987
X-Inning	12	(12 inn.)	Oakland, August 1, 1976
Stolen Bases, Both Clubs	8	Many	last, at Cincinnati, June 29, 2015
X-Inning	14	(12 inn.)	Oakland, August 1, 1976
Largest Margin of Victory	21	(23-2)	Cleveland, June 4, 2002
Largest Margin of Loss	18	(20-2)	Kansas City, April 25, 1961
Runs in Shutout	16		Boston, May 25, 1990
Opponent Runs in Shutout	17		California, April 23, 1980
Runs in Inning	11	Many	last, (5th inn.) Boston, May 20, 1994
Opponent Runs in Inning	12		Kansas City, June 17, 2003
Consecutive Scoring Innings	7	Many	last, Texas, September 5, 2001
Hits in Inning	10	2 times	last, (5th inn.) Boston, May 20, 1994
Opponent Hits in Inning	10	3 times	last, (4th inn.) Oakland, September 11, 2013
Consecutive Hits	8	3 times	last, (1st inn.) San Francisco, June 21, 2011
Opponent Consecutive Hits	10	(2nd inn.)	Toronto, September 4, 1992
Most Players 2+ Hits	9	Many	last, Houston, June 6, 1999
Most Baserunners	34	2 times	last, Cleveland, June 4, 2002
X-Inning	35	(18 inn.)	Seattle, July 19, 1969
Batters in Inning	16	(5th inn.)	Boston, May 20, 1994
X-Inning	16	(10 inn.)	Oakland, June 21, 1969

TWINS POSITION PITCHERS WHO HAVE PITCHED

PLAYER	DATE	OPP	IP	R	ER	BB	SO	P/K
Julio Becquer	9-10-61	at KC	1.1	3	3	1	0	N/A
Cesar Tovar*	9-22-68	OAK	1.0	0	0	1	1	N/A
Dan Gladden	6-27-88	at CAL	1.0	0	0	0	0	9/5
Dan Gladden	5-07-89	at CLE	1.0	1	1	1	0	18/11
John Moses	6-24-89	at BOS	1.0	0	0	1	0	13/7
John Moses	5-19-90	at BOS	1.0	1	1	0	0	15/9
John Moses	7-31-90	CAL	1.0	2	2	2	0	30/15
Michael Cuddyer	7-25-11	at TEX	1.0	0	0	1	0	16/9
Drew Butera	5-20-12	at MIL	1.0	0	0	1	1	17/9
Jamey Carroll	8-5-13	at KC	1.0	0	0	0	0	9/7
Shane Robinson	8-8-15	at CLE	1.0	0	0	1	1	14/7

* - started game

TWINS TEAM SINGLE-GAME RECORDS

PITCHING

CATEGORY	RECORD		OPPONENT AND DATE
Hits	27		Texas, July 25, 2011
X-Inning	26	(17 inn.)	Cleveland, May 7, 1995
Runs	23	(23-6)	Kansas City, April 6, 1974
Earned Runs	20		Kansas City, April 6, 1974
Home Runs	7		Texas, September 13, 1986
Strikeouts	19		Texas, August 19, 2007
X-Inning	18	(13 inn.)	Cleveland, June 2, 2005
Walks	13	2 times	last, Boston, May 2, 1971
Intentional Walks	4	2 times	last, Seattle, August 16, 1981
Hit-Batsmen	4		Cleveland, April 22, 1988
Wild Pitches	4	Many	last, Kansas City, April 20, 2007
X-Inning	4	(13 inn.)	Chicago, July 25, 1964
Balks	3	2 times	last, New York, April 19, 1988
Pick-offs	2	Many	last, Seattle, August 28, 2002
Pitchers Used	8	Many	last, Cleveland, August 14, 2013
X-Inning	9	4 times	last, (10 inn.) Los Angeles-AL, September 5, 2014
Pitchers, Both Clubs	15		Detroit, October 1, 2000
X-Inning	17	3 times	last, (10 inn.) Los Angeles-AL, September 5, 2014
Pitchers In Inning	5	(8th)	Toronto, May 28, 1986

FIELDING

CATEGORY	RECORD		OPPONENT AND DATE
Assists	22		Milwaukee, August 7, 1990
X-Inning	42	(22 inn.)	Cleveland, August 31, 1993
Opponent Assists	24		Boston, July 4, 1990
X-Inning	33	(22 inn.)	Milwaukee, May 12, 1972
Assists, Both Clubs	37		Detroit, June 11, 1980
X-Inning	67	(22 inn.)	Cleveland, August 31, 1993
Errors	7		Chicago, May 7, 1965
Opponent Errors	6	2 times	last, Cleveland, September 28, 1984
X-Inning	6	(13 inn.)	Los Angeles, April 16, 1963
Errors, Both Clubs	9		Cleveland, September 3, 1972
X-Inning	9	(13 inn.)	Los Angeles, April 16, 1963
Passed Balls	2	3 times	last, Texas, August 26, 2012
X-Inning	3	(11 inn.)	Baltimore, August 1, 1962
Doubleplays	6		Boston, July 18, 1990
X-Inning	6	(10 inn.)	Toronto, August 29, 1977
Opponent Doubleplays	6		Texas, August 2, 2006
X-Inning	5	2 times	last, (12 inn.) Toronto, August 25, 1984
Doubleplays, Both Clubs	10		Boston, July 18, 1990
X-Inning	8	(12 inn.)	Toronto, August 25, 1984
Tripleplays	2		Boston, July 17, 1990

MISCELLANEOUS

CATEGORY	RECORD		OPPONENT AND DATE
Players Used	23		Kansas City, October 4, 1987
X-Inning	27	(12 inn.)	Kansas City, September 29, 1970
Players, Both Clubs	42		Chicago, September 21, 1983
X-Inning	49	(12 inn.)	Kansas City, September 29, 1970
Pinch-Hitters Used	8		Seattle, September 13, 1996
X-Inning	7	(22 inn.)	Milwaukee, May 12, 1972
Most Innings Played	22	2 times	Milwaukee, May 12, 1972
		last	Cleveland, August 31, 1993
Longest Game	4:10		Detroit, August 24, 2014
X-Inning	6:36	(17 inn.)	Cleveland, May 7, 1995
Shortest Game	1:33		Toronto, September 28, 1982
5-Inning	1:03		Boston, August 6, 1967
Longest 1-0 Game	15 inn.		Kansas City, May 23, 1981
Warmest Home Start	97	2 times	last, Detroit, July 8, 1974
Warmest, Road	109		Texas, June 27, 1980
Coldest Home Start	32		New York, May 2, 1967
Coldest, Road	34		Boston, April 9, 1996

LONGEST SCORELESS INNING STREAKS FOR TWINS STARTERS

PITCHER	STREAK	DATES
Johan Santana	33.0 IP	August 28-September 24, 2004
Scott Erickson	29.1 IP	April 21-May 7, 1991
Frank Viola	29.0 IP	April 26-May 10, 1988
Jim Kaat	27.1 IP	August 19-31, 1966
Kyle Gibson	22.0 IP	June 2-18, 2014

TWINS INDIVIDUAL SEASON RECORDS

BATTING AND BASERUNNING

Average	.388, Carew, 1977
Games	+164, Tovar, 1967
Plate Appearances	744, Puckett, 1985
At-Bats	691, Puckett, 1985
Runs	140, Knoblauch, 1996
Hits	239, Carew, 1977
Extra-Base Hits	84, Oliva, 1964
Total Bases	374, Oliva, 1964
Slugging Percentage	.606, Killebrew, 1961
On-Base Percentage	.449, Carew, 1977
Pinch-Hit Average (20+ AB)	.444, Leius, 1991
Pinch Hits	19, Hale, 1996
Bunt Hits	30, Gomez, 2008
Infield Hits	50, Gomez, 2008
Singles	180, Carew, 1974
Doubles	47, Morneau, 2008
Triples	20, Guzman, 2000
Home Runs, Right-Handed	49, Killebrew, 1964, '69
Home Runs, Left-Handed	34, Hrbek, 1987 and Morneau, 2006
Home Runs, Rookie	33, Hall, 1963
Home Runs, Home	29, Killebrew, 1961
Home Runs, Road	28, Killebrew, 1962
Grand-Slams	3, Allison, 1961
	Carew, 1976
	Hrbek, 1985
	Puckett, 1992
	Hunter, 2007
Consecutive Games with a Home Run	5, Killebrew, 2x in 1970
	Cordova, 1995
RBI	140, Killebrew, 1969
Walks	145, Killebrew, 1969
Hit-by-Pitch	19, Knoblauch, 1996
Strikeouts	148, Dozier, 2015
Fewest Strikeouts	16 (min. 385 AB's), Harper, 1989
Ground Into Doubleplay	28, Killebrew, 1970
	Plouffe, 2015
Fewest Ground Into Doubleplay	2 (min. 613 AB's), Tovar, 1968
Sacrifice Hits	25, Wilfong, 1979
Sacrifice Flies	13, Gaetti, 1982
	Brunansky, 1985
Consecutive Games Played	319, Morneau, 2007-09
Consecutive Game Hit-Streak	31, Landreaux,1980
Consecutive Hits	9, Oliva, 1967
	Hatcher, 1985
	Walker, 1998
On-Base Streak	11, Carew, 1967
	Knoblauch, 1996
	Walker, 1998
Multi-Hit Games	74, Puckett, 1989
4-Hit Games	8, Carew, 1977
	Puckett, 1988
Consecutive Hitless At-Bats	53, Chance, 1967
Stolen Bases	62, Knoblauch, 1997
Caught Stealing	22, Carew, 1976
Stolen Base Percentage	95.5 (21-for-22), Casilla, 2012

PITCHING

ERA	2.45 (202.1 IP), Anderson, 1988
Win Percentage	.800 (12-3), Santana, 2003 and Liriano, 2006
Wins	25, Kaat, 1966
Relief Wins	17, Campbell, 1976
Losses	20, Ramos, 1961
Decisions	38, Kaat, 1966
Saves	47, Nathan, 2009
Games	+90, Marshall, 1979
Games Started	42, Kaat, 1965
Complete Games	25, Blyleven, 1973
Consecutive Complete Games	8, Pascual, 1964
Relief Appearances	*89, Marshall, 1979
Games Finished	#84, Marshall, 1979
Innings Pitched	325.0, Blyleven, 1973
Hits	296, Blyleven, 1973
Runs	141, Viola, 1983
Earned Runs	129, Hawkins, 1999
Home Runs	#50, Blyleven, 1986
Strikeouts	265, Santana, 2004
Walks	127, J. Hughes, 1975
Intentional Walks	16, Perranoski, 1969
Hit-Batsmen	18, Kaat, 1962
Wild Pitches	15, Goltz, 1976
	Smithson, 1986
	Morris, 1991
	Santana, 2002
Balks	5, R. Erickson, 1981
	Straker, 1987
	Berenguer, 1988
	Banks, 1993
Pick-offs	14, Koosman, 1979
Shutouts	9, Blyleven, 1973
Shutouts Lost	5, Stigman, 1964
	Decker, 1974
	Viola, 1983
Consecutive Shutout Innings Pitched	36.0, Romero, 2004
1-0 Games Won	3, Blyleven, 1971
1-0 Games Lost	2, many players
Consecutive Wins	13, Santana, 2004
Consecutive Losses	16, Felton, 1980-82
One-Season	13, Felton, 1982

(# — denotes major league record; + — denotes league record; * — denotes tie for league record)

FIELDING BY POSITION

POSITION	PLAYER	YEAR	G	PO	A	E	FIELDING %
P	Jim Perry	1971	40	17	44	0	**1.000**
C	Joe Mauer	2007	91	598	35	1	**.998**
1B	Kent Hrbek	1990	120	1057	81	3	**.997**
2B	Rob Wilfong	1980	120	238	337	3	**.995**
3B	Gary Gaetti	1988	115	105	189	7	**.977**
SS	Leo Cardenas	1971	153	266	445	11	**.985**
OF	Ben Revere	2012	121	282	8	0	**1.000**
All	TEAM	2009	163	4359	1565	76	**.987**

TWINS 200-PLUS HITS IN A SEASON

PLAYER	YEAR	HITS
Tony Oliva	1964	217
Tony Oliva	1970	204
Cesar Tovar	1971	204
Rod Carew	1973	203
Rod Carew	1974	218
Rod Carew	1976	200
Rod Carew	1977	239
Kirby Puckett	1986	223
Kirby Puckett	1987	207
Kirby Puckett	1988	234
Kirby Puckett	1989	215
Kirby Puckett	1992	210
Paul Molitor	1996	225

TWINS TEAM SEASON RECORDS

MISCELLANEOUS

Highest Win Percentage (102-60)	.630 in 1965
Lowest Win Percentage (60-102)	.370 in 1982
Best Home Percentage (57-24)	.704 in 1969
Best Road Percentage (51-30)	.630 in 1965
Most Consecutive Wins	15 in 1991
Most Consecutive Losses	14 in 1982
Most Doubleheaders	20 in 1961
Most Doubleheaders Won	7 in 1965
Most Games	+164 in 1967
Fewest Games	110 in 1981
Most Home Games	*84 in 1985
Most Road Games	83 in 1967
Most One-Run Games	68 in 1968
Most One-Run Games Won	35 in 1968
Most Extra-Innings	23 in 2005
Most Extra-Inning Games Won	15 in 2005
Most Night Games	117 in 1990, 91 and 99
Most Night Games Won	70 in 1991
Most Day Games	95 in 1961
Most Day Games Won	54 in 1962
Most Players Used	48 in 2014
Fewest Players Used	31 in 1976
Most Pitchers	24 in 2009, 12 and 15
Fewest Pitchers	12 in 1967 and 72
Most Pinch-Hitters	265 in 1968 and 79
Fewest Pinch-Hitters	63 in 2012

BATTING AND BASERUNNING

Highest Batting Average	.288 in 1996
Lowest Batting Average	.237 in 1968
Highest Pinch-Hit Average	.363 in 1994
Lowest Pinch-Hit Average	.127 in 2015
Most At-Bats	5677 in 1969
Fewest At-Bats	5234 in 1972
Most Runs	877 in 1996
Fewest Runs	537 in 1972
Most Hits	1633 in 1996
Fewest Hits	1274 in 1968
Most Bunt Hits	65 in 2008
Most Extra-Base Hits	551 in 2002
Fewest Extra-Base Hits	306 in 1972
Most Total Bases	2440 in 2003
Fewest Total Bases	1800 in 1972
Highest Slugging Percentage	.437 in 2002
Lowest Slugging Percentage	.338 in 1981
Most Singles	1192 in 1974
Fewest Singles	914 in 1967
Most Doubles	348 in 2002
Fewest Doubles	182 in 1972
Most Triples	60 in 1977
Fewest Triples	24 in 2004
Most Home Runs	225 in 1963
Fewest Home Runs	81 in 1976
Most Grand Slams	8 in 1961
Fewest Grand Slams	0 in 1968
Most Consecutive Games with a Home Run	16 in 1979
Most Runs Batted In	812 in 1996
Fewest Runs Batted In	506 in 1972
Most Walks	649 in 1962
Fewest Walks	436 in 1980
Most Intentional Walks	79 in 1965
Fewest Intentional Walks	20 in 2013
Most Strikeouts	1430 in 2013
Fewest Strikeouts	684 in 1978
Most GDP	172 in 1996
Fewest GDP	93 in 1965 and 94
Most Sacrifice Hits	142 in 1979
Fewest Sacrifice Hits	18 in 1998 and 95
Most Sacrifice Flies	72 in 2008
Fewest Sacrifice Flies	25 in 2011
Most Hit-by-Pitch	65 in 1996
Fewest Hit-by-Pitch	21 in 1980
Most Left-on-Base	1262 in 1974
Fewest Left-on-Base	1041 in 1987
Most Stolen Bases	151 in 1997
Fewest Stolen Bases	32 in 1963
Most Caught Stealing	75 in 1976
Fewest Caught Stealing	14 in 1963
Highest Stolen Base Percentage (112-for-142)	78.9% in 2007
Lowest Stolen Base Percentage (47-for-90)	52.2% in 1961
Consecutive Scoreless Innings	30 in 1964 and 78

PITCHING

Lowest ERA	2.84 in 1972
Highest ERA	5.76 in 1995
Most Wins	102 in 1965
Fewest Wins	60 in 1982
Most Losses	102 in 1982
Fewest Losses	60 in 1965
Most Saves	58 in 1970
Fewest Saves	22 in 1975
Most Innings Pitched	1497.2 in 1969
Fewest Innings Pitched	1399.1 in 1972
Most Runs Allowed	900 in 1996
Fewest Runs Allowed	535 in 1972
Most Earned Runs Allowed	844 in 1996
Fewest Earned Runs Allowed	441 in 1972
Most Hits Allowed	1634 in 2000
Fewest Hits Allowed	1188 in 1972
Most Home Runs Allowed	233 in 1996
Fewest Home Runs Allowed	89 in 1976
Most Strikeouts	1164 in 2006
Fewest Strikeouts	703 in 1978
Most Walks	643 in 1982
Fewest Walks	348 in 2005
Most Intentional Walks	76 in 1969
Fewest Intentional Walks	12 in 2000
Most Hit-Batsmen	58 in 2009
Fewest Hit-Batsmen	12 in 1982
Most Wild Pitches	73 in 1964
Fewest Wild Pitches	26 in 1972
Most Balks	38 in 1988
Fewest Balks	1 in 1961, 66, 69 and 2004
Most Pick-offs	29 in 1979 and 85
Most Complete Games	58 in 1963 and 67
Fewest Complete Games	1 in 2006 and 13
Consecutive Complete Games	7 in 1962
Most Consecutive Games without a CG	121 in 2006
Most Relievers Used	511 in 2013
Fewest Relievers Used	163 in 1975
Most Shutouts Won	18 in 1967 and 73
Fewest Shutouts Won	3 in 1993
Most Shutouts Lost	14 in 1964, 72, 90 and 2006
Fewest Shutouts Lost	3 in 1965
Consecutive Shutout Innings Pitched	32.0 in 2004
Most 1-0 Games Won	5 in 1966
Most 1-0 Games Lost	5 in 1974

FIELDING

Most Errors	174 in 1961
Fewest Errors	74 in 2002
Most Consecutive Errorless Games	12 in 2002
Most Passed Balls	21 in 1987 and 93
Fewest Passed Balls	4 in 1984, 2001 and 08
Most Doubleplays	203 in 1979
Fewest Doubleplays	114 in 2003
Most Consecutive Games with a Doubleplay	17 in 1979
Highest Fielding Percentage	.987 in 2002, 09 and 10
Lowest Fielding Percentage	.971 in 1961
Most Chances	6509 in 1969
Fewest Chances	5830 in 2002
Most Putouts	4503 in 1969
Fewest Putouts	4198 in 1972
Most Assists	2007 in 1979
Fewest Assists	1422 in 2002

TWINS ALL-TIME TOP TEN

BATTING

SINGLE SEASON

BATTING AVERAGE

.388+	Rod Carew	1977
.365+	**Joe Mauer**	**2009**
.364+	Rod Carew	1974
.359	Rod Carew	1975
.356	Kirby Puckett	1988
.350+	Rod Carew	1973
.347+	**Joe Mauer**	**2006**
.341	Chuck Knoblauch	1996
.341	Paul Molitor	1996
.339+	Kirby Puckett	1989

GAMES

164+	Cesar Tovar	1967
163	Harmon Killebrew	1967
163+	Justin Morneau	2008
162**	Harmon Killebrew	1966
162	Harmon Killebrew	1969
162**	Roy Smalley	1979
162**+	Gary Gaetti	1984
161	Tony Oliva	1964
161	Cesar Tovar	1970
161	Kirby Puckett	1985
161	Kirby Puckett	1986
161	Paul Molitor	1996

AT-BATS

691+	Kirby Puckett	1985
680	Kirby Puckett	1986
672*	Tony Oliva	1964
666*	Zoilo Versalles	1965
660	Paul Molitor	1996
659	Zoilo Versalles	1964
657	Cesar Tovar	1971
657+	Kirby Puckett	1988
650	Cesar Tovar	1970
649*	Cesar Tovar	1967

RUNS

140	Chuck Knoblauch	1996
128+	Rod Carew	1977
126+	Zoilo Versalles	1965
120	Cesar Tovar	1970
119	Kirby Puckett	1986
117	Chuck Knoblauch	1997
112	**Brian Dozier**	**2014**
109*	Tony Oliva	1964
109	Kirby Puckett	1988
107	Tony Oliva	1965
107	Chuck Knoblauch	1995

HITS

239+	Rod Carew	1977
234+	Kirby Puckett	1988
225*	Paul Molitor	1996
223	Kirby Puckett	1986
218+	Rod Carew	1974
217+	Tony Oliva	1964
215+	Kirby Puckett	1989
210+	Kirby Puckett	1992
207**	Kirby Puckett	1987
204*	Tony Oliva	1970
204*	Cesar Tovar	1971

TOTAL BASES

374+	Tony Oliva	1964
365	Kirby Puckett	1986
358+	Kirby Puckett	1988
351	Rod Carew	1977
333	Kirby Puckett	1987
331	Justin Morneau	2006
328	Harmon Killebrew	1961
324	Harmon Killebrew	1969
323	Tony Oliva	1970
316	Harmon Killebrew	1964
316	Tony Oliva	1969

CAREER

BATTING AVERAGE

.334	Rod Carew	1967-78
.318	Kirby Puckett	1984-95
.313	**Joe Mauer**	**2004-15**
.309	Shane Mack	1990-94
.306	Brian Harper	1988-93
.304	Tony Oliva	1962-76
.304	Chuck Knoblauch	1991-97
.286	Larry Hisle	1973-77
.284	Denard Span	2008-12
.284	Steve Braun	1971-76
.284	Mickey Hatcher	1981-86

GAMES

1939	Harmon Killebrew	1961-74
1783	Kirby Puckett	1984-95
1747	Kent Hrbek	1981-94
1676	Tony Oliva	1962-76
1635	Rod Carew	1967-78
1456	**Joe Mauer**	**2004-15**
1373	Torii Hunter	1997-07, 15
1361	Gary Gaetti	1981-90
1278	Justin Morneau	2003-13
1236	Bob Allison	1961-70

AT-BATS

7244	Kirby Puckett	1984-95
6593	Harmon Killebrew	1961-74
6301	Tony Oliva	1962-76
6235	Rod Carew	1967-78
6192	Kent Hrbek	1981-94
5425	**Joe Mauer**	**2004-15**
5013	Torii Hunter	1997-07, 15
4989	Gary Gaetti	1981-90
4749	Justin Morneau	2003-13
4148	Zoilo Versalles	1961-67

RUNS

1071	Kirby Puckett	1984-95
1047	Harmon Killebrew	1961-74
950	Rod Carew	1967-78
903	Kent Hrbek	1981-94
870	Tony Oliva	1962-76
817	**Joe Mauer**	**2004-15**
739	Torii Hunter	1997-07, 15
713	Chuck Knoblauch	1991-97
669	Justin Morneau	2003-13
648	Bob Allison	1961-70

HITS

2304	Kirby Puckett	1984-95
2085	Rod Carew	1967-78
1917	Tony Oliva	1962-76
1749	Kent Hrbek	1981-94
1713	Harmon Killebrew	1961-74
1697	**Joe Mauer**	**2004-15**
1343	Torii Hunter	1997-07, 15
1318	Justin Morneau	2003-13
1276	Gary Gaetti	1981-90
1197	Chuck Knoblauch	1991-97

TOTAL BASES

3453	Kirby Puckett	1984-95
3412	Harmon Killebrew	1961-74
3002	Tony Oliva	1962-76
2976	Kent Hrbek	1981-94
2792	Rod Carew	1967-78
2445	**Joe Mauer**	**2004-15**
2318	Torii Hunter	1997-07, 15
2302	Justin Morneau	2003-13
2181	Gary Gaetti	1981-90
1881	Bob Allison	1961-70

TWINS ALL-TIME TOP TEN

BATTING

SINGLE SEASON

DOUBLES

47	Justin Morneau	2008
46	Marty Cordova	1996
46	Delmon Young	2010
45**+	Zoilo Versalles	1965
45	Kirby Puckett	1989
45+	Chuck Knoblauch	1994
45	Torii Hunter	2007
44	Matt Lawton	2000
43*	Tony Oliva	1964
43	**Joe Mauer**	**2010**

TRIPLES

20+	Cristian Guzman	2000
16*	Rod Carew	1977
15+	**Eddie Rosario**	**2015**
14*	Chuck Knoblauch	1996
14+	Cristian Guzman	2001
14+	Cristian Guzman	2003
13*	Zoilo Versalles	1963
13*	Cesar Tovar	1970
13	Kirby Puckett	1985
12**	Zoilo Versalles	1965
12	Rod Carew	1976
12	Lyman Bostock	1977

HOME RUNS

49+	Harmon Killebrew	1964
49+	Harmon Killebrew	1969
48*	Harmon Killebrew	1962
46	Harmon Killebrew	1961
45+	Harmon Killebrew	1963
44**+	Harmon Killebrew	1967
41	Harmon Killebrew	1970
39	Harmon Killebrew	1966
35	Bob Allison	1963
35	Josh Willingham	2012

RUNS BATTED IN

140+	Harmon Killebrew	1969
130	Justin Morneau	2006
129	Justin Morneau	2008
126*	Harmon Killebrew	1962
122	Harmon Killebrew	1961
121	Kirby Puckett	1988
119*	Harmon Killebrew	1971
119*	Larry Hisle	1977
113	Harmon Killebrew	1967
113	Harmon Killebrew	1970
113	Paul Molitor	1996

WALKS

145*	Harmon Killebrew	1969
131+	Harmon Killebrew	1967
128	Harmon Killebrew	1970
114+	Harmon Killebrew	1971
107	Harmon Killebrew	1961
106	Harmon Killebrew	1962
103	Bob Allison	1961
103+	Harmon Killebrew	1966
98	Chuck Knoblauch	1996
95	Chili Davis	1991

STRIKEOUTS

148	**Brian Dozier**	**2015**
145+	Bob Darwin	1972
142+	Harmon Killebrew	1962
142	Carlos Gomez	2008
141	Josh Willingham	2012
137*	Bob Darwin	1973
135	Harmon Killebrew	1964
130	Rich Becker	1997
130	Michael Cuddyer	2006
129	Jacque Jones	2002
129	**Brian Dozier**	**2014**

CAREER

DOUBLES

414	Kirby Puckett	1984-95
343	**Joe Mauer**	**2004-15**
329	Tony Oliva	1962-76
312	Kent Hrbek	1981-94
305	Rod Carew	1967-78
289	Justin Morneau	2003-13
281	Torii Hunter	1997-07, 15
252	Gary Gaetti	1981-90
239	Michael Cuddyer	2001-11
232	Harmon Killebrew	1961-74

TRIPLES

90	Rod Carew	1967-78
61	Cristian Guzman	1999-04
57	Kirby Puckett	1984-95
56	Zoilo Versalles	1961-67
51	Chuck Knoblauch	1991-97
48	Tony Oliva	1962-76
45	Cesar Tovar	1965-72
41	Bob Allison	1961-70
36	Denard Span	2008-12
35	Greg Gagne	1983-92
35	Michael Cuddyer	2001-11

HOME RUNS

475	Harmon Killebrew	1961-74
293	Kent Hrbek	1981-94
221	Justin Morneau	2003-13
220	Tony Oliva	1962-76
214	Torii Hunter	1997-07, 15
211	Bob Allison	1961-70
207	Kirby Puckett	1984-95
201	Gary Gaetti	1981-90
163	Tom Brunansky	1982-88
141	Michael Cuddyer	2001-11

RUNS BATTED IN

1325	Harmon Killebrew	1961-74
1086	Kent Hrbek	1981-94
1085	Kirby Puckett	1984-95
947	Tony Oliva	1962-76
860	Justin Morneau	2003-13
792	Torii Hunter	1997-07, 15
758	Gary Gaetti	1981-90
755	**Joe Mauer**	**2004-15**
733	Rod Carew	1967-78
642	Bob Allison	1961-70

WALKS

1321	Harmon Killebrew	1961-74
838	Kent Hrbek	1981-94
743	**Joe Mauer**	**2004-15**
641	Bob Allison	1961-70
613	Rod Carew	1967-78
549	Roy Smalley	1976-82, 85-87
513	Chuck Knoblauch	1991-97
501	Justin Morneau	2003-13
450	Kirby Puckett	1984-95
448	Tony Oliva	1962-76

STRIKEOUTS

1314	Harmon Killebrew	1961-74
975	Torii Hunter	1997-07, 15
965	Kirby Puckett	1984-95
877	Gary Gaetti	1981-90
842	Bob Allison	1961-70
839	Justin Morneau	2003-13
805	Michael Cuddyer	2001-11
798	Kent Hrbek	1981-94
772	**Joe Mauer**	**2004-15**
737	Jacque Jones	1999-05

TWINS ALL-TIME TOP TEN

BATTING

SINGLE SEASON

STOLEN BASES

62	Chuck Knoblauch	1997
49	Rod Carew	1976
46	Chuck Knoblauch	1995
45	Cesar Tovar	1969
45	Chuck Knoblauch	1996
41	Rod Carew	1973
40	Ben Revere	2012
38	Rod Carew	1974
37	Otis Nixon	1998
35	3x, last Chuck Knoblauch	1994

CAREER

STOLEN BASES

276	Chuck Knoblauch	1991-97
271	Rod Carew	1967-78
186	Cesar Tovar	1965-72
134	Kirby Puckett	1984-95
128	Torii Hunter	1997-07, 15
116	Dan Gladden	1987-91
102	Cristian Guzman	1999-04
96	Matt Lawton	1995-01
92	Larry Hisle	1973-77
90	Denard Span	2008-12

PITCHING

SINGLE SEASON

WINS

25*	Jim Kaat	1966
24*	Jim Perry	1970
24+	Frank Viola	1988
21	Camilo Pascual	1963
21*	Mudcat Grant	1965
20*	10x, last Johan Santana	2004
	(Goltz tied for league-lead in 77)	
	(S. Erickson tied for league-lead in 91)	

LOSSES

20+	Pedro Ramos	1961
19+	Scott Erickson	1993
18	Geoff Zahn	1980
18	Allan Anderson	1990
17	Jim Kaat	1961
17	Jim Perry	1971
17	Bert Blyleven	1972
17	Bert Blyleven	1973
17	Bert Blyleven	1974
17	Bert Blyleven	1988
17	Rich Robertson	1996

EARNED RUN AVERAGE

2.45*	Allan Anderson	1988
2.46	Camilo Pascual	1963
2.49	Dave Goltz	1978
2.52	Bert Blyleven	1973
2.53	Jim Merritt	1967
2.53	Dean Chance	1968
2.54	Jim Perry	1966
2.61*	Johan Santana	2004
2.62	Lee Stange	1963
2.62	Ray Corbin	1972

GAMES

90*	Mike Marshall	1979
83**	Eddie Guardado	1996
81	J.C. Romero	2002
79	Eddie Guardado	1998
79*	Matt Guerrier	2009
78*	Bill Campbell	1976
77	Mike Trombley	1998
77	Juan Rincon	2004
76	Bob Wells	1999 and 2000
76	Matt Guerrier	2008

GAMES STARTED

42+	Jim Kaat	1965
41+	Jim Kaat	1966
40*	Jim Perry	1970
40	Bert Blyleven	1973
39	Mudcat Grant	1965
39**	Dean Chance	1967
39	Dean Chance	1968
39	Jim Perry	1971
39	Dave Goltz	1977
38	5x, last Bert Blyleven	1972

CAREER

WINS

189	Jim Kaat	1961-73
149	Bert Blyleven	1970-76, 85-88
148	Brad Radke	1995-06
128	Jim Perry	1963-72
112	Frank Viola	1982-89
96	Dave Goltz	1972-79
93	Johan Santana	2000-07
88	Camilo Pascual	1961-66
75	Kevin Tapani	1989-95
67	Dave Boswell	1964-70

LOSSES

152	Jim Kaat	1961-73
139	Brad Radke	1995-06
138	Bert Blyleven	1970-76, 85-88
93	Frank Viola	1982-89
90	Jim Perry	1963-72
79	Dave Goltz	1972-79
65	Joe Mays	1999-05
63	Kevin Tapani	1989-95
60	Scott Erickson	1990-95
57	3x, last Kyle Lohse	2001-06

EARNED RUN AVERAGE

2.67	Dean Chance	1967-69
3.03	Jim Merritt	1965-68
3.15	Jim Perry	1963-72
3.22	Johan Santana	2000-07
3.28	Jim Kaat	1961-73
3.28	Bert Blyleven	1970-76, 85-88
3.31	Camilo Pascual	1961-66
3.35	Dick Woodson	1969-70, 72-74
3.35	Mudcat Grant	1964-67
3.48	Dave Goltz	1972-79

GAMES

648	Eddie Guardado	1993-03, 2008
490	Rick Aguilera	1989-99
468	Jim Kaat	1961-73
460	Joe Nathan	2004-11
420	Matt Guerrier	2004-10, 14
399	**Glen Perkins**	**2005-15**
386	Juan Rincon	2001-08
378	Brad Radke	1995-06
376	Jim Perry	1963-72
376	Jesse Crain	2004-10

GAMES STARTED

422	Jim Kaat	1961-73
377	Brad Radke	1995-06
345	Bert Blyleven	1970-76, 85-88
259	Frank Viola	1982-89
249	Jim Perry	1963-72
215	Dave Goltz	1972-79
180	Kevin Tapani	1989-95
179	Camilo Pascual	1961-66
175	Johan Santana	2000-07
165	Eric Milton	1998-03

TWINS ALL-TIME TOP TEN

PITCHING

SINGLE SEASON

COMPLETE GAMES

25	Bert Blyleven	1973
20	Bert Blyleven	1975
19*	Jim Kaat	1966
19	Bert Blyleven	1974
19	Dave Goltz	1977
18*	Camilo Pascual	1962
18*	Camilo Pascual	1963
18*	Dean Chance	1967
17	Bert Blyleven	1971
16	2x, last Bert Blyleven	1986

SHUTOUTS

9+	Bert Blyleven	1973
8**+	Camilo Pascual	1961
6*	Mudcat Grant	1965
6	Dean Chance	1968
5**+	Jim Kaat	1962
5**+	Camilo Pascual	1962
5	Dean Chance	1967
5	Bert Blyleven	1971
5	Geoff Zahn	1980
4	5x, last Frank Viola	1984

SAVES

47	Joe Nathan	2009
45*	Eddie Guardado	2002
44	Joe Nathan	2004
43	Joe Nathan	2005
42	Jeff Reardon	1988
42	Rick Aguilera	1991
41	Rick Aguilera	1992
41	Eddie Guardado	2003
39	Joe Nathan	2008
38	Rick Aguilera	1998

INNINGS PITCHED

325.0	Bert Blyleven	1973
304.2*	Jim Kaat	1966
303.0	Dave Goltz	1977
292.0	Dean Chance	1968
287.1	Bert Blyleven	1972
283.2*	Dean Chance	1967
281.0	Bert Blyleven	1974
278.2	Jim Perry	1970
278.1	Bert Blyleven	1971
275.2	Bert Blyleven	1975

WALKS

127	Jim Hughes	1975
116*	Rich Robertson	1996
107	Dave Boswell	1967
102	Jim Perry	1971
101	Dick Woodson	1972
101	Bert Blyleven	1987
100	Camilo Pascual	1961
99	Dave Boswell	1969
98	Camilo Pascual	1964
97	2x, last Vic Albury	1975

STRIKEOUTS

265*	Johan Santana	2004
258	Bert Blyleven	1973
249	Bert Blyleven	1974
245+	Johan Santana	2006
238+	Johan Santana	2005
235	Johan Santana	2007
234	Dean Chance	1968
233	Bert Blyleven	1975
228	Bert Blyleven	1972
224	Bert Blyleven	1971

CAREER

COMPLETE GAMES

141	Bert Blyleven	1970-76, 85-88
133	Jim Kaat	1961-73
80	Dave Goltz	1972-79
72	Camilo Pascual	1961-66
61	Jim Perry	1963-72
54	Frank Viola	1982-89
37	Dave Boswell	1964-70
37	Brad Radke	1995-06
36	Mudcat Grant	1964-67
36	Geoff Zahn	1977-80

SHUTOUTS

29	Bert Blyleven	1970-76, 85-88
23	Jim Kaat	1961-73
18	Camilo Pascual	1961-66
17	Jim Perry	1963-72
11	Dean Chance	1967-69
11	Dave Goltz	1972-79
10	Mudcat Grant	1964-67
10	Frank Viola	1982-89
10	Brad Radke	1995-06
7	Geoff Zahn	1977-80
7	Scott Erickson	1990-95

SAVES

260	Joe Nathan	2004-11
254	Rick Aguilera	1989-98
120	**Glen Perkins**	**2006-15**
116	Eddie Guardado	1993-03, 2008
108	Ron Davis	1982-86
104	Jeff Reardon	1987-89
88	Al Worthington	1964-69
76	Ron Perranoski	1968-71
54	Mike Marshall	1978-80
51	Bill Campbell	1973-76

INNINGS PITCHED

2959.1	Jim Kaat	1961-73
2566.2	Bert Blyleven	1970-76, 85-88
2451.0	Brad Radke	1995-06
1883.1	Jim Perry	1963-72
1772.2	Frank Viola	1982-89
1638.0	Dave Goltz	1972-79
1308.2	Johan Santana	2000-07
1284.2	Camilo Pascual	1961-66
1171.1	Kevin Tapani	1989-95
1036.1	Dave Boswell	1964-70

WALKS

694	Jim Kaat	1961-73
674	Bert Blyleven	1970-76, 85-88
541	Jim Perry	1963-72
521	Frank Viola	1982-89
493	Dave Goltz	1972-79
460	Dave Boswell	1964-70
445	Brad Radke	1995-06
431	Camilo Pascual	1961-66
367	Scott Erickson	1990-95
364	Johan Santana	2000-07

STRIKEOUTS

2035	Bert Blyleven	1970-76, 85-88
1824	Jim Kaat	1961-73
1467	Brad Radke	1995-06
1381	Johan Santana	2000-07
1214	Frank Viola	1982-89
1025	Jim Perry	1963-72
994	Camilo Pascual	1961-66
887	Dave Goltz	1972-79
865	Dave Boswell	1964-70
788	Francisco Liriano	2005-12

TWINS ALL-TIME TOP TEN

PITCHING

SINGLE SEASON

HOME RUNS ALLOWED

50+	Bert Blyleven	1986
46	Bert Blyleven	1987
40**+	Brad Radke	1996
39+	Pedro Ramos	1961
39+	Jim Perry	1971
38+	Carlos Silva	2006
37	Frank Viola	1986
35+	Mike Smithson	1984
35	Eric Milton	2000
35	Eric Milton	2001

WIN PERCENTAGE

.800+	Johan Santana (12-3)	2003
.800+	Francisco Liriano (12-3)	2006
.774+	Frank Viola (24-7)	1988
.773*	Bill Campbell (17-5)	1976
.769	Jim Perry (20-6)	1969
.769	Johan Santana (20-6)	2004
.769	Kevin Slowey (10-3)	2009
.760	Johan Santana (19-6)	2006
.750*	Mudcat Grant (21-7)	1965
.750	**Glen Perkins (12-4)**	**2008**

CAREER

HOME RUNS ALLOWED

326	Brad Radke	1995-06
270	Jim Kaat	1961-73
243	Bert Blyleven	1970-76, 85-88
213	Frank Viola	1982-89
166	Jim Perry	1963-72
149	Eric Milton	1998-03
144	Johan Santana	2000-07
128	Kyle Lohse	2001-06
127	Joe Mays	1999-05
123	Camilo Pascual	1961-66
123	Scott Baker	2005-12

WIN PERCENTAGE

.717	Juan Berenguer (33-13)	1987-90
.679	Johan Santana (93-44)	2000-07
.611	Jesse Crain (33-21)	2004-10
.607	Camilo Pascual (88-57)	1961-66
.604	Bill Campbell (32-21)	1973-76
.588	Mudcat Grant (50-35)	1964-67
.587	Jim Perry (128-90)	1963-72
.583	**Glen Perkins (35-25)**	**2006-15**
.574	Kevin Slowey (39-29)	2007-11
.568	Scott Baker (63-48)	2005-12

+ led major leagues ; * led league; ** tied for league lead
BOLD indicates player still active with Twins
NOTE: Career batting based on 2000 at-bats; season batting and pitching records based on qualifying players; career pitching records based on 500 innings pitched; career win percentage determined by at least 30 wins

TWINS ALL-TIME .300 HITTERS BY YEAR

(minimum 502 plate appearances)

YEAR	PLAYER	AVERAGE
1961	Earl Battey	.302
1962	—	
1963	Rich Rollins	.307
1964	Tony Oliva	*.323
1965	Tony Oliva	*.321
1966	Tony Oliva	.307
1967	—	
1968	—	
1969	Rod Carew	*.332
	Tony Oliva	.309
1970	Tony Oliva	.325
	Cesar Tovar	.300
1971	Tony Oliva	*.337
	Cesar Tovar	.311
	Rod Carew	.307
1972	Rod Carew	*.318
1973	Rod Carew	*.350
1974	Rod Carew	*.364
1975	Rod Carew	*.359
	Steve Braun	.302
1976	Rod Carew	.331
	Lyman Bostock	.323
1977	Rod Carew	*.388
	Lyman Bostock	.336
	Larry Hisle	.302
1978	Rod Carew	*.333
1979	Ken Landreaux	.305
1980	John Castino	.302
1981	—	
1982	Kent Hrbek	.301
1983	—	
1984	Kent Hrbek	.311
	Mickey Hatcher	.302
1985	—	
1986	Kirby Puckett	.328
1987	Kirby Puckett	.332
1988	Kirby Puckett	.356
	Kent Hrbek	.312
	Gary Gaetti	.301
1989	Kirby Puckett	*.339
1990	—	
1991	Kirby Puckett	.319
1992	Kirby Puckett	.329
	Shane Mack	.315
	Brian Harper	.307
1993	Brian Harper	.304
1994	Kirby Puckett	.317
	Chuck Knoblauch	.312
1995	Chuck Knoblauch	.333
	Kirby Puckett	.314
1996	Chuck Knoblauch	.341
	Paul Molitor	.341
	Marty Cordova	.309
1997	Paul Molitor	.305
1998	Todd Walker	.316
1999	—	
2000	Matt Lawton	.305
	Corey Koskie	.300
2001	Doug Mientkiewicz	.306
	Cristian Guzman	.302
2002	Jacque Jones	.300
2003	A.J. Pierzynski	.312
	Jacque Jones	.304
	Doug Mientkiewicz	.300
2004	—	
2005	—	
2006	Joe Mauer	+.347
	Justin Morneau	.321
2007	—	
2008	Joe Mauer	*.328
	Justin Morneau	.300
2009	Joe Mauer	+.365
	Denard Span	.311
	Jason Kubel	.300
2010	Joe Mauer	.327
2011	—	
2012	Joe Mauer	.319
2013	Joe Mauer	.324
2014	—	
2015	—	

(* — league leadership; + — major league leadership)

TWINS ROOKIE ALL-TIME TOP TEN

BATTING

BATTING AVERAGE

.323*	Tony Oliva	1964
.319	**Danny Santana**	**2014**
.301	Kent Hrbek	1982
.298	Rich Rollins	1962
.296	Kirby Puckett	1984
.294	Denard Span	2008
.292	Rod Carew	1967
.285	John Castino	1979
.282	Lyman Bostock	1975
.281	Chuck Knoblauch	1991

AT-BATS

672	Tony Oliva	1964
624	Rich Rollins	1962
573	Bernie Allen	1962
568	Tim Teufel	1984
565	Chuck Knoblauch	1991
563	Luis Rivas	2001
557	Kirby Puckett	1984
534	Butch Wynegar	1976
532	Kent Hrbek	1982
514	Rod Carew	1967

HITS

217*	Tony Oliva	1964
186	Rich Rollins	1962
165	Kirby Puckett	1984
160	Kent Hrbek	1982
159	Chuck Knoblauch	1991
154	Bernie Allen	1962
150	Rod Carew	1967
150	Luis Rivas	2001
149	Tim Teufel	1984
143	Zoilo Versalles	1961

HOME RUNS

33	Jimmie Hall	1963
32	Tony Oliva	1964
25	Gary Gaetti	1982
24	Marty Cordova	1995
23	Kent Hrbek	1982
22	Bobby Darwin	1972
20	Tom Brunansky	1982
18	**Miguel Sano**	**2015**
16	Rich Rollins	1962
15	Dan Ford	1975

WALKS

79	Butch Wynegar	1976
76	Tim Teufel	1984
75	Rich Rollins	1962
71	Tom Brunansky	1982
63	Jimmie Hall	1963
62	Bernie Allen	1962
59	Chuck Knoblauch	1991
54	Kent Hrbek	1982
54	Bobby Mitchell	1982
53	**Miguel Sano**	**2015**

GAMES

161	Tony Oliva	1964
159	Bernie Allen	1962
159	Rich Rollins	1962
157	Tim Teufel	1984
156	Jimmie Hall	1963
156	Steve Lombardozzi	1986
153	Bobby Randall	1976
153	Luis Rivas	2001
151	Chuck Knoblauch	1991
149	Butch Wynegar	1976

RUNS

109*	Tony Oliva	1964
96	Rich Rollins	1962
88	Jimmie Hall	1963
82	Kent Hrbek	1982
81	Marty Cordova	1995
79	Bernie Allen	1962
78	Chuck Knoblauch	1991
77	Tom Brunansky	1982
76	Tim Teufel	1984
72	Dan Ford	1975

DOUBLES

43*	Tony Oliva	1964
30	Tom Brunansky	1982
30	Tim Teufel	1984
27	Bernie Allen	1962
27	Marty Cordova	1995
25	Zoilo Versalles	1961
25	Gary Gaetti	1982
24	Chuck Knoblauch	1991
24	Jacque Jones	1999
23	2x, last Dustan Mohr	2002

RUNS BATTED IN

96	Rich Rollins	1962
94	Tony Oliva	1964
92	Kent Hrbek	1982
84	Gary Gaetti	1982
84	Marty Cordova	1995
80	Jimmie Hall	1963
80	Bobby Darwin	1972
69	Butch Wynegar	1976
64	Bernie Allen	1962
61	Tim Teufel	1984

STOLEN BASES

34	Ben Revere	2011
31	Luis Rivas	2001
25	Willie Norwood	1978
25	Chuck Knoblauch	1991
21	Darin Mastroianni	2012
20	Marty Cordova	1995
20	**Danny Santana**	**2014**
18	Denard Span	2008
16	Cesar Tovar	1966
16	Zoilo Versalles	1961

NOTE: Batting average based on at-least 400 plate appearances
* - Led all American League hitters

DID YOU *Know?*

...that in 1964 outfielder Tony Oliva earned American League Rookie of the Year honors with a .323 batting average. At the time, it was the highest league-leading average by a rookie in A.L. history. Since then, just four players have posted higher averages for an American League rookie, Fred Lynn (.331) in 1975, Kevin Seitzer (.323) in 1987, Ichiro Suzuki (.350) in 2001 and Mike Trout (.326) in 2012.

TWINS ROOKIE ALL-TIME TOP TEN

PITCHING

WINS

16	Jim Hughes	1975
14	Roger Erickson	1978
12	Kevin Tapani	1990
12	Mark Redman	2000
12	Jesse Crain	2005
12	Francisco Liriano	2006
12	**Glen Perkins**	**2008**
12	Scott Diamond	2012
11	Paul Thormodsgard	1977
11	Brad Radke	1995
11	Nick Blackburn	2008

LOSSES

15	Paul Thormodsgard	1977
14	Jim Hughes	1975
14	Brad Radke	1995
14	Eric Milton	1998
13	Roger Erickson	1978
13	Terry Felton	1982
12	Rick Lysander	1983
11	Ray Corbin	1971
11	Joe Mays	1999
11	Nick Blackburn	2008

EARNED RUN AVERAGE*

1.98	Doug Corbett	1980
2.16	Garry Roggenburk	1963
2.16	Francisco Liriano	2006
2.34	Jose Mijares	2009
2.67	Dave Goltz	1972
2.71	Jesse Crain	2005
2.87	Scott Erickson	1990
2.92	Pete Cimino	1966
3.10	**Tyler Duffey**	**2015**
3.14	Bill Campbell	1973

GAMES

75	Jesse Crain	2005
73	Doug Corbett	1980
71	Jose Mijares	2009
61	Rick Lysander	1983
60	Len Whitehouse	1983
60	Gary Wayne	1989
52	Ray Corbin	1971
49	Dan Naulty	1996
49	Joe Mays	1999
49	**Ryan Pressly**	**2013**
49	Caleb Thielbar	2013

COMPLETE GAMES

14	Roger Erickson	1978
12	Jim Hughes	1975
8	Paul Thormodsgard	1977
6	Gary Serum	1978
5	Tom Hall	1969
5	Bert Blyleven	1970
4	Vic Albury	1974
3	Joe Bonikowski	1962
3	Al Williams	1980
3	Frank Viola	1982

GAMES STARTED

37	Paul Thormodsgard	1977
37	Roger Erickson	1978
34	Jim Hughes	1975
33	Nick Blackburn	2008
32	Eric Milton	1998
28	Kevin Tapani	1990
28	Brad Radke	1995
27	Scott Diamond	2012
26	**Glen Perkins**	**2008**
26	Les Straker	1987

SAVES

23	Doug Corbett	1980
7	Bill Campbell	1973
4	Garry Roggenburk	1963
4	Pete Cimino	1966
4	Dan Naulty	1996
3	Lee Stange	1962
3	Ray Corbin	1971
3	Jim Strickland	1972
3	Tom Johnson	1975
3	Terry Felton	1982
3	Rick Lysander	1983

INNINGS PITCHED

265.2	Roger Erickson	1978
249.2	Jim Hughes	1975
218.0	Paul Thormodsgard	1977
193.1	Nick Blackburn	2008
184.1	Gary Serum	1978
181.0	Brad Radke	1995
173.0	Scott Diamond	2012
172.1	Eric Milton	1998
171.0	Joe Mays	1999
164.0	2x, last Vic Albury	1974

WALKS

127	Jim Hughes	1975
80	Vic Albury	1974
79	Roger Erickson	1978
76	Terry Felton	1982
70	Ray Corbin	1971
70	Eric Milton	1998
67	Joe Mays	1999
65	Paul Thormodsgard	1977
63	Pete Redfern	1976
59	Les Straker	1987

STRIKEOUTS

144	Francisco Liriano	2006
135	Bert Blyleven	1970
130	Jim Hughes	1975
121	Roger Erickson	1978
117	Mark Redman	2000
115	Joe Mays	1999
107	Eric Milton	1998
101	Kevin Tapani	1990
96	Gerry Arrigo	1964
96	Nick Blackburn	2008

* - Earned run average based on at-least 50.0 innings pitched

DID YOU *Know?*

...that the Twins best homestand ever took place during the 1991 season. The team went 10-0 from June 3-13 against Baltimore (3-0), Cleveland (4-0) and New York (3-0). The franchise's best road trip resulted in 7 wins in 8 tries, accomplished twice. The first was a New York, Milwaukee and Boston trip, April 28 to May 7, 1972 and the second coming 30 years later on a Cleveland, Detroit and Chicago trip from July 17-July 24, 2002. The Twins have had two trips over the years on which they've won 10 games, however. They were 10-7 between July 23 and August 8, 1963 and 10-6 from August 14-27, 1967.

TWINS MONTHLY RECORDS

	MARCH	APRIL	MAY	JUNE	JULY	AUGUST	SEPTEMBER	OCTOBER
1961	—	9-6	10-18	10-21	16-11	12-18	13-15	0-1
1962	—	9-9	18-12	15-15	15-11	19-13	15-11	—
1963	—	9-10	14-12	20-10	14-17	18-10	16-11	—
1964	—	7-6	17-13	15-16	11-18	16-13	12-14	1-3
1965	—	8-3	19-12	16-13	22-9	19-13	17-9	1-1
1966	—	4-6	16-15	15-17	16-14	21-11	16-9	1-1
1967	—	5-10	15-12	16-12	17-13	21-11	17-12	0-1
1968	—	11-6	13-15	14-14	10-19	18-17	13-12	—
1969	—	13-7	12-12	16-14	23-7	15-12	17-12	1-1
1970	—	12-6	19-7	14-12	17-11	14-18	21-10	1-0
1971	—	9-12	16-12	13-15	9-17	13-15	14-15	—
1972	—	8-3	15-9	12-17	12-16	14-15	14-15	2-2
1973	—	9-8	16-11	14-14	14-17	11-19	17-12	—
1974	—	9-11	11-12	12-19	18-12	15-14	16-11	1-1
1975	—	6-10	17-9	10-20	12-21	18-10	13-13	—
1976	—	5-9	16-12	12-18	18-11	13-19	18-8	3-0
1977	—	13-9	16-8	13-15	17-14	16-13	7-18	2-0
1978	—	8-16	11-12	11-13	15-15	13-19	15-13	0-1
1979	—	13-7	14-12	12-15	16-14	14-16	13-16	—
1980	—	10-10	8-19	13-13	16-12	10-21	17-7	3-2
1981	—	6-12	8-20	3-7	—	9-13	14-14	1-2
1982	—	9-13	3-26	8-17	14-13	13-15	12-16	1-2
1983	—	11-11	11-17	9-18	12-15	14-15	12-15	1-1
1984	—	11-13	13-12	13-14	17-10	15-16	12-16	—
1985	—	11-9	10-16	12-13	13-15	12-16	16-14	3-2
1986	—	8-13	11-16	14-13	10-16	12-17	13-14	3-2
1987	—	12-9	14-14	17-11	13-14	13-15	16-11	0-3
1988	—	8-13	17-10	17-10	15-12	17-13	15-13	2-0
1989	—	10-12	13-15	17-12	11-14	17-12	12-16	0-1
1990	—	7-12	21-7	7-21	15-14	9-19	13-14	2-1
1991	—	9-11	14-14	22-6	16-10	17-12	15-10	2-4
1992	—	9-12	18-8	18-11	16-11	12-17	14-12	3-1
1993	—	8-14	12-13	12-15	11-16	13-17	14-14	1-2
1994	—	9-16	16-8	15-12	7-20	6-4	—	—
1995	—	2-3	8-20	7-19	13-14	12-16	14-15	0-1
1996	—	13-12	10-16	15-13	13-14	16-14	11-15	—
1997	—	11-15	12-16	12-13	13-14	8-20	12-16	—
1998	—	11-16	13-13	14-14	13-13	9-20	10-16	—
1999	—	9-14	9-18	11-15	15-11	12-16	7-21	0-2
2000	—	11-15	13-14	12-16	12-15	11-14	10-18	0-1
2001	—	18-6	16-11	14-14	12-15	11-18	10-11	4-2
2002	—	16-11	15-13	15-12	19-7	15-14	14-10	—
2003	1-0	11-14	19-9	12-15	10-16	18-11	19-7	—
2004	—	15-7	12-16	14-12	17-10	15-13	17-11	2-1
2005	—	15-8	14-13	13-13	12-16	16-13	11-16	2-0
2006	—	9-15	15-13	19-7	18-8	16-12	18-11	1-0
2007	—	14-11	13-14	15-12	13-14	13-16	11-16	—
2008	1-0	12-14	15-13	17-11	15-10	17-12	11-15	—
2009	—	11-11	14-16	15-12	12-12	14-14	16-11	5-0
2010	—	15-8	16-12	12-15	15-11	18-10	17-10	1-2
2011	—	9-17	8-19	17-9	16-13	7-21	6-20	—
2012	—	6-16	12-16	14-13	12-14	9-19	13-15	0-3
2013	—	11-12	12-17	13-13	9-17	13-17	8-20	—
2014	0-1	12-11	13-16	12-16	11-15	11-18	11-15	—
2015	—	10-12	20-7	11-17	12-13	14-14	15-13	1-3
Won	**2**	**546**	**753**	**741**	**760**	**764**	**740**	**51**
Lost	**1**	**582**	**742**	**764**	**731**	**820**	**724**	**50**
Pct.	**.667**	**.484**	**.504**	**.492**	**.510**	**.482**	**.505**	**.505**

DID YOU *Know?*

...that on 22 occasions, Twins catchers and pitchers have combined to nab three would-be base stealers in a game, but only once, on May 29, 1982, have they ever nailed four runners in one game. Ken Griffey, Graig Nettles, Bobby Murcer and Willie Randolph were caught by Twins catcher Sal Butera that day; Nettles and Murcer as part of a Twins triple play.

TWINS RECORD BY DATE

MARCH (2-1) / APRIL (546-582)

	31 2-1	1 3-4	2 3-5	3 9-4	4 4-9	5 13-9
6 15-15	7 16-13	8 16-15	9 15-26	10 21-21	11* 21-20	12 24-18
13 14-29	14 24-19	15 17-28	16 24-19	17 22-24	18 23-25	19 20-23
20 23-22	21 26-18	22 24-23	23 16-24	24 20-26	25 26-23	26 23-21
27 25-21	28 17-30	29* 19-25	30 24-22			

MAY (753-742)

				1 26-21	2 22-20	3 22-25
4 27-22	5 23-21	6 23-25	7 26-22	8 27-23	9 27-20	10 20-26
11 16-27	12 27-18	13 26-20	14 22-29	15 25-26	16 22-26	17 27-23
18 25-20	19 29-25	20 21-30	21 20-30	22 22-26	23 18-27	24 22-24
25 28-24	26 26-22	27 27-23	28 29-20	29 24-24	30 29-25	31 25-28

JUNE (741-764)

1 21-26	2 21-30	3 23-25	4 26-24	5 18-31	6 29-20	7 27-21
8 27-25	9 19-32	10 25-26	11 23-22	12 25-22	13 22-27	14 31-20
15 23-27	16 27-24	17 23-29	18 25-22	19 26-22	20 24-27	21* 17-33
22* 24-28	23 26-24	24 33-24	25 20-29	26 33-19	27 25-31	28 28-23
29 23-29	30 30-20					

JULY (760-731)

		1 30-22	2 29-26	3 28-26	4 29-32	5 31-22
6 24-24	7 18-35	8 20-25	9 18-24	10 21-16	11 22-17	12 16-17
13 21-15	14 17-20	15 22-20	16 18-26	17 25-24	18 22-31	19 29-27
20 25-23	21 33-21	22 24-25	23 25-27	24 26-24	25* 28-21	26 28-23
27 31-19	28 30-23	29 22-26	30 26-24	31 22-26		

AUGUST (764-820)

1 25-27	2 22-31	3 33-18	4 26-29	5 22-33	6 25-28	7 25-31
8 28-23	9 21-26	10 23-26	11 23-27	12 27-26	13 25-27	14 22-28
15 33-23	16 24-21	17 23-27	18 23-29	19 26-29	20 23-30	21 22-23
22* 23-25	23 24-31	24 25-25	25 24-24	26 23-27	27 26-27	28 23-24
29 26-28	30 19-27	31 30-18				

SEPTEMBER (740-724) / OCTOBER (51-50)

			1 31-21	2 29-23	3 28-25	4 22-30
5* 22-27	6 21-29	7 30-20	8 21-26	9 30-20	10 28-22	11 28-24
12 15-32	13 24-25	14 26-25	15 26-26	16 30-18	17 24-24	18 25-26
19 24-25	20 27-20	21 23-28	22 30-18	23 30-14	24 23-21	25 26-27
26 19-25	27 20-28	28 22-27	29 17-26	30 18-23	1 15-15	2 16-13
3* 8-12	4 5-7	5 3-2	6 3-1	7 1-0		

* denotes a tie is excluded

TWINS HOME & ROAD RECORDS

HOME					ROAD			
WON	LOST	TIED	PCT.	YEAR	PCT.	WON	LOST	TIED
36	44	1	.450	**1961**	.425	34	46	0
45	36	1	.556	**1962**	.568	46	35	0
48	33	0	.593	**1963**	.538	43	37	0
40	41	1	.494	**1964**	.481	39	42	0
51	30	0	.630	**1965**	.630	51	30	0
49	32	0	.605	**1966**	.494	40	41	0
52	29	0	.642	**1967**	.481	39	42	2
41	40	0	.506	**1968**	.469	38	43	0
57	24	0	.704	**1969**	.494	40	41	0
51	30	0	.630	**1970**	.580	47	34	0
37	42	0	.468	**1971**	.457	37	44	0
42	32	0	.568	**1972**	.438	35	45	0
37	44	0	.457	**1973**	.543	44	37	0
48	33	1	.593	**1974**	.420	34	47	0
39	43	0	.476	**1975**	.481	37	40	0
44	37	0	.543	**1976**	.506	41	40	0
48	32	0	.600	**1977**	.444	36	45	0
38	43	0	.469	**1978**	.432	35	46	0
39	42	0	.481	**1979**	.531	43	38	0
44	36	0	.550	**1980**	.407	33	48	0
24	36	1	.400	**1981**	.347	17	32	0
37	44	0	.457	**1982**	.284	23	58	0
37	44	0	.457	**1983**	.407	33	48	0
47	34	0	.580	**1984**	.420	34	47	0
49	35	0	.583	**1985**	.359	28	50	0
43	38	0	.531	**1986**	.346	28	53	0
56	25	0	.691	**1987**	.358	29	52	0
47	34	0	.580	**1988**	.543	44	37	0
45	36	0	.556	**1989**	.432	35	46	0
41	40	0	.506	**1990**	.407	33	48	0
51	30	0	.630	**1991**	.543	44	37	0
48	33	0	.593	**1992**	.519	42	39	0
36	45	0	.444	**1993**	.432	35	46	0
32	27	0	.542	**1994**	.389	21	33	0
29	43	0	.403	**1995**	.375	27	45	0
39	43	0	.476	**1996**	.488	39	41	0
35	46	0	.432	**1997**	.407	33	48	0
35	46	0	.432	**1998**	.432	35	46	0
31	50	0	.383	**1999**	.405	32	47	1
36	45	0	.444	**2000**	.407	33	48	0
47	34	0	.580	**2001**	.469	38	43	0
54	27	0	.667	**2002**	.500	40	40	0
48	33	0	.593	**2003**	.519	42	39	0
49	32	0	.605	**2004**	.531	43	38	0
45	36	0	.556	**2005**	.469	38	43	0
54	27	0	.667	**2006**	.519	42	39	0
41	40	0	.506	**2007**	.469	38	43	0
53	28	0	.654	**2008**	.427	35	47	0
49	33	0	.598	**2009**	.469	38	43	0
53	28	0	.654	**2010**	.506	41	40	0
33	48	0	.407	**2011**	.370	30	51	0
31	50	0	.383	**2012**	.432	35	46	0
32	49	0	.395	**2013**	.420	34	47	0
35	46	0	.432	**2014**	.432	35	46	0
46	35	0	.568	**2015**	.457	37	44	0
2,354	**2,043**	**5**	**.535**	**TOTALS**	**.458**	**2,003**	**2,371**	**3**

TWINS LONGEST HIT-LESS STREAKS

PLAYER	AT-BATS	DATES
Dean Chance, p	53	April 9-July 28, 1967
Butch Wynegar, c	39	September 4-24, 1978
Jerry Zimmerman, c	37	May 25-June 11, 1967
Dick Stigman, p	35	August 12, 1962-April 23, 1963
Charlie Manuel, of	35	July 20-September 28, 1969
Bobby Mitchell, of	33	April 25-May 11, 1982
Gene Larkin, 1b	33	September 16-29, 1988
Greg Gagne, ss	32	June 19-July 4, 1991
Bob Miller, p	31	May 9-September 28, 1969
Steve Lombardozzi, 2b	31	August 24-September 25, 1988
Oswaldo Arcia, of	31	June 11-22, 2014
Glenn Adams, of	30	April 11-25, 1978
Randy Bush, of	30	August 16-September 4, 1984
Greg Gagne, ss	30	August 30-September 12, 1987
Zoilo Versalles, ss	29	August 24-September 10, 1966
Marty Cordova, of	29	August 31-September 12, 1998
Larry Hisle, of	28	May 29-June 9, 1973
Roy Smalley, ss	28	August 26-September 6, 1977
Danny Valencia, 3b	28	May 1-July 28, 2012
Rich Becker, of	27	April 6-30, 1996
Pedro Munoz, of	27	July 28-August 13, 1993
Michael Ryan, of	27	July 17-August 13, 2005
Denard Span, of	27	June 6-August 13, 2011

TWINS CAREER BATTING

(1,500-OR-MORE AT-BATS)

PLAYER	YEARS	AVG	G	AB	R	H	2B	3B	HR	RBI	BB	SO
Bernie Allen	1962-66	.246	492	1595	195	392	75	10	32	163	165	212
Bob Allison	1961-70	.254	1236	3926	648	999	167	41	211	642	641	842
Earl Battey	1961-67	.278	853	2762	297	768	115	10	76	350	328	315
Steve Braun	1971-76	.284	751	2429	333	689	103	14	35	273	356	285
Tom Brunansky	1982-88	.250	916	3313	450	829	154	13	163	469	394	589
Steve Brye	1970-76	.261	537	1641	194	428	76	10	22	156	117	227
Randy Bush	1982-93	.251	1219	3045	388	763	154	26	96	409	348	505
Leo Cardenas	1969-71	.263	473	1720	193	453	83	12	39	210	159	266
Rod Carew	1967-78	.334	1635	6235	950	2085	305	90	74	733	613	716
Alexi Casilla	2006-12	.250	515	1580	210	395	72	14	11	147	121	225
John Castino	1979-84	.278	666	2320	293	646	86	34	41	249	177	298
Ron Coomer	1995-00	.278	676	2397	283	667	121	7	77	364	132	317
Marty Cordova	1995-99	.277	628	2322	336	643	139	14	79	385	233	498
Mike Cubbage	1976-80	.266	555	1681	195	447	66	18	29	226	181	193
Michael Cuddyer	2001-11	.272	1139	4072	606	1106	239	35	141	580	411	805
Bobby Darwin	1972-75	.257	490	1817	210	467	59	11	70	282	139	453
Brian Dozier	**2012-15**	**.240**	**544**	**2100**	**318**	**503**	**116**	**10**	**75**	**247**	**217**	**455**
Dan Ford	1975-78	.272	570	1999	303	543	106	25	57	287	155	364
Lew Ford	2003-07	.272	494	1514	228	412	80	10	32	172	147	236
Gary Gaetti	1981-90	.256	1361	4989	646	1276	252	25	201	758	358	877
Greg Gagne	1983-92	.249	1140	3386	452	844	183	35	69	335	188	676
Dan Gladden	1987-91	.268	645	2470	358	661	117	26	38	238	169	326
Lenny Green	1961-64	.268	485	1514	233	406	71	11	27	140	204	113
Cristian Guzman	1999-04	.266	841	3277	458	871	142	61	39	289	166	491
Jimmie Hall	1963-66	.269	573	1885	282	507	73	16	98	288	191	358
Brian Harper	1988-93	.306	730	2503	283	767	156	6	48	346	111	128
Mickey Hatcher	1981-86	.284	672	2366	256	671	127	15	26	260	109	158
Larry Hisle	1973-77	.286	662	2437	369	697	109	23	87	409	251	478
Denny Hocking	1993-03	.252	876	2204	273	556	109	17	25	215	188	412
Kent Hrbek	1981-94	.282	1747	6192	903	1749	312	18	293	1086	838	798
Torii Hunter	1997-07, 15	.268	1373	5013	739	1343	281	26	214	792	354	975
Jacque Jones	1999-05	.279	976	3492	492	974	189	15	132	476	231	737
Harmon Killebrew	1961-74	.260	1939	6593	1047	1713	232	21	475	1325	1321	1314
Chuck Knoblauch	1991-97	.304	1013	3939	713	1197	210	51	43	391	513	453
Corey Koskie	1998-04	.280	816	2788	438	781	180	13	101	437	385	647
Jason Kubel	2004-11, 14	.269	798	2715	346	729	148	14	105	442	269	591
Gene Larkin	1987-93	.266	758	2321	275	618	131	12	32	266	268	278
Tim Laudner	1981-89	.225	734	2038	221	458	97	5	77	263	190	553
Matt Lawton	1995-01	.277	771	2672	423	739	163	13	72	384	408	335
Shane Mack	1990-94	.309	633	2161	351	668	119	24	67	315	200	381
Joe Mauer	**2004-15**	**.313**	**1456**	**5425**	**817**	**1697**	**343**	**24**	**119**	**755**	**743**	**772**
Pat Meares	1993-98	.265	742	2464	304	653	120	21	41	303	95	432
Doug Mientkiewicz	1998-04	.275	643	2147	273	590	146	6	43	266	300	308
Don Mincher	1961-66	.244	590	1511	220	369	73	9	90	265	220	278
George Mitterwald	1966-73	.239	514	1578	156	377	53	4	50	176	141	391
Paul Molitor	1996-98	.312	422	1700	237	530	102	17	23	271	146	186
Justin Morneau	2003-13	.278	1278	4749	669	1318	289	16	221	860	501	839
Pedro Munoz	1990-95	.275	483	1587	186	436	70	8	61	234	91	387
Al Newman	1987-91	.231	618	1647	209	380	59	7	0	135	178	162
Tony Oliva	1962-76	.304	1676	6301	870	1917	329	48	220	947	448	645
Trevor Plouffe	**2010-15**	**.245**	**639**	**2319**	**297**	**568**	**135**	**9**	**84**	**310**	**199**	**522**
Kirby Puckett	1984-95	.318	1783	7244	1071	2304	414	57	207	1085	450	965
Nick Punto	2004-10	.248	747	2365	311	587	102	21	12	194	271	440
Rich Reese	1964-73	.260	807	1918	238	498	72	17	50	241	151	253
Luis Rivas	2000-05	.262	565	1884	258	493	86	26	30	177	113	289
Rich Rollins	1961-68	.272	888	3048	395	830	117	20	71	369	253	382
Roy Smalley	1976-82, 85-87	.262	1148	3997	551	1046	184	21	110	485	549	606
Denard Span	2008-12	.284	589	2354	360	669	105	36	23	230	254	321
Danny Thompson	1970-76	.251	630	2022	177	508	67	11	14	181	107	216
Cesar Tovar	1965-72	.281	1090	4142	646	1164	193	45	38	319	299	307
Ted Uhlaender	1965-69	.262	543	1846	226	483	70	16	23	186	112	178
Zoilo Versalles	1961-67	.252	1065	4148	564	1046	188	56	86	401	251	606
Gary Ward	1979-83	.285	417	1543	216	439	80	20	51	219	115	260
Rob Wilfong	1977-82	.262	554	1591	210	417	59	15	22	152	135	224
Butch Wynegar	1976-82	.254	794	2746	325	697	112	9	37	325	358	259
Delmon Young	2008-11	.287	497	1845	233	530	106	7	47	273	93	333

— **bold** indicates player still active with Twins

DID YOU *Know?*

...that Harmon Killebrew is the only Twin to lead the American League in home runs. "Killer" led the league in 1962, 63, 64, 67 and 69.

TWINS CAREER PITCHING

(400-OR-MORE INNINGS PITCHED)

PLAYER	YEARS	ERA	W	L	IP	H	R	ER	BB	SO
Rick Aguilera	1989-99	3.50	40	47	694.0	641	298	270	179	586
Allan Anderson	1986-91	4.11	49	54	818.2	901	424	374	211	339
Scott Baker	2005-12	4.15	63	48	958.0	987	456	442	224	770
Juan Berenguer	1987-90	3.70	33	13	418.1	355	182	172	213	379
Nick Blackburn	2007-12	4.85	43	55	818.2	1003	490	441	202	388
Bert Blyleven	1970-76, 85-88	3.28	149	138	2566.2	2369	1044	934	674	2035
Dave Boswell	1964-70	3.49	67	54	1036.1	823	443	402	460	865
John Butcher	1984-86	4.48	24	28	502.2	563	273	250	120	204
Bill Campbell	1973-76	3.13	32	21	460.2	417	178	160	183	322
Bobby Castillo	1982-84	3.98	23	24	402.1	378	194	178	169	220
Dean Chance	1967-69	2.67	41	34	664.0	544	244	197	166	504
Ray Corbin	1971-75	3.84	36	38	652.1	638	325	278	261	348
Joe Decker	1973-76	4.09	29	34	503.1	486	254	229	272	310
Brian Duensing	2009-15	4.13	41	37	649.1	691	324	298	208	428
Roger Erickson	1978-82	4.10	31	47	712.0	769	375	324	226	321
Scott Erickson	1990-95	4.22	61	60	979.1	1035	509	459	367	527
Kyle Gibson	**2013-15**	**4.43**	**26**	**27**	**425.0**	**433**	**217**	**209**	**142**	**281**
Dave Goltz	1972-79	3.48	96	79	1638.0	1654	729	634	493	887
Jim Grant	1964-67	3.35	50	35	780.2	783	340	291	163	377
Eddie Guardado	1993-03, 08	4.53	37	49	704.2	674	368	355	270	610
Matt Guerrier	2004-10, 14	3.40	19	26	500.0	470	204	189	157	322
Mark Guthrie	1989-95	4.19	29	27	489.2	527	252	228	174	388
Tom Hall	1968-71	3.00	25	21	455.1	354	178	152	186	431
LaTroy Hawkins	1995-03	5.05	44	57	818.0	956	497	459	290	532
Jim Hughes	1974-77	4.30	25	30	441.1	443	241	211	205	226
Darrell Jackson	1978-82	4.38	20	27	411.0	425	219	200	186	229
Jim Kaat	1961-73	3.28	189	152	2959.1	2927	1295	1080	694	1824
Jerry Koosman	1979-81	3.77	39	35	601.1	618	276	252	186	361
Jack Kralick	1961-63	3.74	26	26	510.1	524	238	212	133	289
Francisco Liriano	2005-12	4.33	50	52	783.1	727	400	377	324	788
Kyle Lohse	2001-06	4.88	51	57	908.1	1025	522	493	289	561
Joe Mays	1999-05	4.85	48	65	946.1	1052	545	510	303	487
Jim Merritt	1965-68	3.03	37	41	686.2	583	260	231	135	527
Eric Milton	1998-03	4.76	57	51	987.1	1000	557	522	269	715
Joe Nathan	2004-11	2.16	24	13	463.1	309	118	111	134	561
Camilo Pascual	1961-66	3.31	88	57	1284.2	1130	541	472	431	994
Carl Pavano	2009-12	4.32	33	33	579.2	654	303	278	101	311
Glen Perkins	**2006-15**	**3.81**	**35**	**25**	**616.2**	**633**	**282**	**261**	**152**	**499**
Jim Perry	1963-72	3.15	128	90	1883.1	1711	736	659	541	1025
Brad Radke	1995-06	4.22	148	139	2451.0	2643	1233	1150	445	1467
Pete Redfern	1976-82	4.54	42	48	714.0	764	409	360	306	426
Juan Rincon	2001-08	3.69	30	26	441.0	414	208	181	182	412
Frank Rodriguez	1995-98	5.20	25	32	509.1	546	333	294	215	282
J.C. Romero	1999-05	4.35	25	20	407.2	395	215	197	209	336
Johan Santana	2000-07	3.22	93	44	1308.2	1068	500	468	364	1381
Ken Schrom	1983-85	4.34	29	31	494.0	516	262	238	180	203
Carlos Silva	2004-07	4.42	47	45	773.2	942	412	380	112	306
Kevin Slowey	2007-11	4.66	39	29	532.2	606	287	276	84	395
Mike Smithson	1984-87	4.46	47	48	816.0	870	446	404	227	438
Dick Stigman	1962-65	3.69	37	37	643.2	551	278	264	248	538
Anthony Swarzak	2009-14	4.48	16	24	439.2	482	234	219	127	267
Kevin Tapani	1989-95	4.06	75	63	1171.1	1228	565	528	255	724
Mike Trombley	1992-02	4.53	30	34	645.2	668	353	325	244	528
Frank Viola	1982-89	3.86	112	93	1772.2	1775	842	760	521	1214
Al Williams	1980-84	4.24	35	38	642.2	670	330	303	227	262
Dick Woodson	1969-74	3.35	33	30	561.0	488	244	209	241	303
Al Worthington	1964-69	2.62	37	31	473.1	379	162	138	186	399
Geoff Zahn	1977-80	3.90	53	53	852.0	948	429	369	254	348

— **bold** indicates player still active with Twins

FORMER PLAYERS WHO PLAYED ENTIRE CAREER WITH TWINS

(MINIMUM OF 10 YEARS PLAYED)

Bob Allison 1961-70
Randy Bush 1982-93
Kent Hrbek 1981-94
Tony Oliva 1962-76
Kirby Puckett 1984-95
Brad Radke 1995-2006

BATTING DATA – TWINS YEARLY LEADERS

	AVERAGE		HOME RUNS		RUNS BATTED IN	
1961 —	Battey	.302	Killebrew	46	Killebrew	122
1962 —	Rollins	.298	Killebrew	*48	Killebrew	*126
1963 —	Rollins	.307	Killebrew	+45	Killebrew	96
1964 —	Oliva	*.323	Killebrew	+49	Killebrew	111
1965 —	Oliva	*.321	Killebrew	25	Oliva	98
1966 —	Oliva	.307	Killebrew	39	Killebrew	110
1967 —	Carew	.292	Killebrew	#44	Killebrew	113
1968 —	Oliva	.289	Allison	22	Oliva	68
1969 —	Carew	*.332	Killebrew	+49	Killebrew	+140
1970 —	Oliva	.325	Killebrew	41	Killebrew	113
1971 —	Oliva	*.337	Killebrew	28	Killebrew	*119
1972 —	Carew	*.318	Killebrew	26	Darwin	80
1973 —	Carew	+.350	Darwin	18	Oliva	92
1974 —	Carew	+.364	Darwin	25	Darwin	94
1975 —	Carew	+.359	Ford	15	Carew	80
1976 —	Carew	.331	Ford	20	Hisle	96
1977 —	Carew	+.388	Hisle	28	Hisle	*119
1978 —	Carew	*.333	Smalley	19	Ford	82
1979 —	Landreaux	.305	Smalley	24	Smalley	95
1980 —	Castino	.302	Castino	13	Castino	64
1981 —	Castino	.268	Smalley	7	Hatcher	37
1982 —	Hrbek	.301	Ward	28	Hrbek	92
1983 —	Hrbek	.297	Brunansky	28	Ward	88
1984 —	Hrbek	.311	Brunansky	32	Hrbek	107
1985 —	Puckett	.288	Brunansky	27	Hrbek	93
1986 —	Puckett	.328	Gaetti	34	Gaetti	108
1987 —	Puckett	.332	Hrbek	34	Gaetti	109
1988 —	Puckett	.356	Gaetti	28	Puckett	121
1989 —	Puckett	*.339	Hrbek	25	Puckett	85
1990 —	Puckett	.298	Hrbek	22	Gaetti	85
1991 —	Puckett	.319	Davis	29	Davis	93
1992 —	Puckett	.329	Puckett	19	Puckett	110
1993 —	Harper	.304	Hrbek	25	Puckett	89
1994 —	Puckett	.317	Puckett	20	Puckett	*112
1995 —	Knoblauch	.333	Cordova	24	Puckett	99
1996 —	Knoblauch and Molitor	.341	Cordova	16	Molitor	113
1997 —	Molitor	.305	Cordova	15	Molitor	89
1998 —	Walker	.316	Lawton	21	Lawton	77
1999 —	Walker	.279	Coomer	16	Cordova	70
2000 —	Lawton	.305	Jones	19	Lawton	88
2001 —	Mientkiewicz	.306	Hunter	27	Koskie	103
2002 —	Jones	.300	Hunter	29	Hunter	94
2003 —	Pierzynski	.312	Hunter	26	Hunter	102
2004 —	Ford	.299	Koskie	25	Hunter	81
2005 —	Mauer	.294	Jones	23	Morneau	79
2006 —	Mauer	+.347	Morneau	34	Morneau	130
2007 —	Mauer	.293	Morneau	31	Morneau	111
2008 —	Mauer	*.328	Morneau	23	Morneau	129
2009 —	Mauer	+.365	Cuddyer	32	Kubel	103
2010 —	Mauer	.327	Thome	25	Young	112
2011 —	Cuddyer	.284	Cuddyer	20	Valencia	72
2012 —	Mauer	.319	Willingham	35	Willingham	110
2013 —	Mauer	.324	Dozier	18	Morneau	74
2014 —	Suzuki	.288	Dozier	23	Plouffe	80
2015 —	Mauer	.265	Dozier	28	Plouffe	86

(+ — major league leadership; # — tie for major league leadership; * — league leadership)

TWINS LONGEST HITTING STREAKS

PLAYER	GAMES	DATES
Ken Landreaux	31	April 23-May 30, 1980
Brian Harper	25	July 6-August 4, 1990
Lenny Green	24	May 1-28, 1961
Kent Hrbek	23	April 17- May 13, 1982
Kirby Puckett	23	September 26, 1993-April 20, 1994
Marty Cordova	23	June 5-29, 1996
Cristian Guzman	23	August 1-August 25, 2002
Torii Hunter	23	April 11-May 9, 2007
Shane Mack	22	July 26-August 18, 1992
Ben Revere	21	July 16-August 7, 2012
Ted Uhlaender	20	August 16-September 7, 1969
Chuck Knoblauch	20	September 2-25, 1991
Bob Allison	19	June 12-28, 1964
Roy Smalley	19	April 29-May 20, 1979
Brian Harper	19	July 20-August 12, 1993
David Ortiz	19	July 17-August 6, 2002
Nick Punto	19	July 4-28, 2006
Rod Carew	18	May 30-June 19, 1973
Rod Carew	18	September 7-27, 1974
Gary Gaetti	18	May 6-27, 1983
Chuck Knoblauch	18	August 7-26, 1997
Tony Oliva	17	July 16-August 1, 1964
Tony Oliva	17	May 13-June 2, 1970
Kent Hrbek	17	May 25-June 13, 1982
Kirby Puckett	17	September 15-October 2, 1988
Kent Hrbek	17	August 21-September 7, 1990
Kent Hrbek	17	August 11-30, 1991
Chuck Knoblauch	17	July 29-August 18, 1993
Paul Molitor	17	August 31-September 19, 1998
Cristian Guzman	17	June 8-26, 2001
Trevor Plouffe	17	June 30-July 19, 2012
Danny Thompson	16	April 28-May 17, 1973
Dave McKay	16	August 29-September 17, 1975
Mickey Hatcher	16	July 20-August 27, 1983
Gary Gaetti	16	August 5-19, 1984
Kirby Puckett	16	April 16-May 3, 1986
Kirby Puckett	16	July 6-26, 1991
Chili Davis	16	July 21-August 7, 1991
Matt Lawton	16	April 13-30, 2000
A.J. Pierzynski	16	May 26-June 14, 2002
Justin Morneau	16	June 22-July 9, 2006
Joe Mauer	16	August 4-24, 2008
Orlando Cabrera	16	September 19-October 6, 2009
Joe Mauer	16	June 19-August 15, 2014

BATTING DATA – GAME HIGHS FOR HITS

4-HIT GAMES

PLAYER	#
Puckett	47
Carew	42
Oliva	28
Mauer	**23**
Knoblauch	15
Span	15
Hrbek	13
Morneau	13
Versalles	13
Gaetti	11
Guzman	11
Lawton	11
Cuddyer	10
Hisle	10
Killebrew	10
Koskie	10
Hatcher	9
Molitor	9
Rollins	9
Hunter	8
Mack	8
Ward, G.	8
Bostock	7
Castino	7
Darwin	7
Gladden	7
Harper	7
Reese	7
Smalley	7
Tovar	7
Coomer	6
Cordova	6
Jones, J.	6
Kubel	6
Landreaux	6
Pierzynski	6
Power	6
Revere	6
Young	6
Brye	5
Cardenas	5
Hocking	5
Munoz	5
Punto	5
Rivas	5
Stewart	5
Thompson	5
Allison	4
Bartlett	4
Becker	4
Braun	4
Buchanan	4
Cubbage	4
Davis, C.	4
Escobar, E.	**4**
Ford, L.	4
Gagne	4
Gomez	4
Green	4
Larkin	4
Mientkiewicz	4
Nixon	4
Terrell	4
Uhlaender	4
Walker	4
Washington	4
Wynegar	4

5-HIT GAMES

#	PLAYER	DATE	OPPONENT	AB	HITS
1	Z. Versalles	5-27-61	at WAS	5	2 2B, 3 1B
2	H. Killebrew	6-12-61	at BOS	6	HR, 4 1B
3	L. Green	7-16-61	at CLE	6	3B, 2B, 3 1B
4	T. Oliva	7-21-65	at BOS	6	2B, 4 1B
5	T. Oliva	7-28-65	at WAS	5	5 1B
6	R. Carew	5-8-67	WAS	5	2B, 4 1B
7	T. Oliva	9-8-67	at BAL	5	5 1B
8	J. Roseboro	4-29-68	at BOS	5	HR, 2B, 3 1B
9	T. Uhlaender	6-23-68	NYY	5	5 1B
10	T. Oliva	6-29-69	at KC	5	2 HR, 2B, 2 1B
11	R. Carew	4-18-70	at OAK	5	5 1B
12	L. Cardenas	9-29-70	KC (12 inn.)	6	5 1B
13	R. Carew	5-12-72	MIL (22 inn.)	7	2 2B, 3 1B
14	R. Carew	8-14-73	DET	6	2B, 4 1B
15	L. Hisle	9-3-73	at KC	5	2B, 4 1B
16	R. Carew	5-25-77	at BOS	6	2B, 4 1B
17	T. Teufel	9-16-83	TOR	5	2 HR, 3B, 2 1B
18	M. Hatcher	4-27-85	OAK	5	2B, 4 1B
19	B. Beane	4-29-86	at NYY	5	HR, 4 1B
20	K. Hrbek	6-7-86	at KC	5	HR, 2B, 3 1B
21	G. Larkin	7-18-89	CLE	5	5 1B
22	D. Gladden	9-29-89	at SEA	5	5 1B
23	K. Puckett	5-14-90	OAK	5	2 2B, 3 1B
24	K. Puckett	6-6-90	at TOR	5	2B, 4 1B
25	K. Puckett	8-15-93	at OAK	5	2 HR, 3 1B
26	K. Puckett	4-8-94	OAK (10 inn.)	6	2B, 4 1B
27	G. Myers	4-24-96	at DET	6	2 2B, 3 1B
28	C. Knoblauch	6-1-96	at TEX	5	5 1B
29	P. Molitor	8-27-96	at TOR	5	5 1B
30	P. Molitor	5-23-97	OAK	5	2B, 4 1B
31	P. Molitor	8-8-98	BAL	5	2B, 4 1B
32	D. Hocking	6-27-99	at DET	6	3 2B, 2 1B
33	D. Hocking	5-18-00	at OAK	6	HR, 2 2B, 2 1B
34	J. Jones	7-22-02	at CWS	6	HR, 2 2B, 2 1B
35	J. Jones	5-6-03	at TB	5	2 HR, 2B, 2 1B
36	C. Guzman	5-7-04	at OAK	6	2 2B, 3 1B
37	T. Hunter	6-1-05	CLE	5	HR, 2 2B, 2 1B
38	J. Mauer	6-27-06	LAD	5	5 1B
39	J. Bartlett	8-6-06	at KC	5	3 1B, 2 2B
40	J. Morneau	9-19-06	at BOS	5	3 1B, 2 2B
41	J. Morneau	7-10-08	at DET	5	2 1B, 2 22B, 1 HR
42	J. Mauer	8-29-08	at OAK	5	4 1B, 1 2B
43	D. Span	7-3-09	DET (16 inn.)	8	3B, 4 1B
44	D. Span	8-8-09	at DET	5	2B, 4 1B
45	J. Mauer	4-24-10	at KC	5	3B, 2B, 3 1B
46	J. Mauer	7-26-10	at KC	5	HR, 2B, 3 1B
47	J. Mauer	8-14-13	CLE	7	HR, 4 1B
48	D. Santana	8-3-14	at CWS	6	3 1B, 2B, 3B
49	E. Escobar	8-22-14	DET	6	3 1B, 3B, HR

6-HIT GAMES

#	PLAYER	DATE	OPPONENT	AB	HITS
1	K. Puckett	8-30-87	at MIL	6	2 home runs, 2 doubles, 2 singles
2	K. Puckett	5-23-91	TEX (12 inn.)	7	1 triple, 5 singles

TWINS 4-PLUS HIT GAMES BY SEASON

YEAR	#
1961	12
1962	7
1963	12
1964	17
1965	7
1966	5
1967	7
1968	7
1969	17
1970	14
1971	7
1972	13
1973	18
1974	21
1975	11
1976	11
1977	19
1978	13
1979	11
1980	18
1981	2
1982	11
1983	12
1984	17
1985	9
1986	18
1987	10
1988	20
1989	13
1990	9
1991	9
1992	15
1993	15
1994	7
1995	11
1996	20
1997	19
1998	13
1999	10
2000	15
2001	18
2002	13
2003	14
2004	9
2005	15
2006	20
2007	10
2008	12
2009	20
2010	14
2011	6
2012	17
2013	9
2014	10
2015	6
TOTAL	**695**

BATTING DATA – HOME RUNS

INSIDE PARK		TWINS				OPPONENTS			INSIDE PARK	
HOME	ROAD	TOTAL	HOME	ROAD	YEAR	TOTAL	HOME	ROAD	HOME	ROAD
1	0	167	92	75	**1961**	163	89	74	1	1
0	1	185	97	88	**1962**	166	96	70	0	2
0	2	225	112	113	**1963**	162	99	63	0	1
2	1	221	115	106	**1964**	181	88	93	0	0
1	2	150	67	83	**1965**	166	89	77	1	0
1	0	144	94	50	**1966**	139	83	56	0	0
1	0	131	70	61	**1967**	115	63	52	0	1
0	0	105	50	55	**1968**	92	51	41	0	0
1	0	163	79	84	**1969**	119	61	58	0	2
0	0	153	66	87	**1970**	130	53	77	0	0
0	1	116	57	59	**1971**	139	71	68	0	0
1	0	93	52	41	**1972**	105	54	51	2	0
0	0	120	56	64	**1973**	115	60	55	1	0
0	1	111	60	51	**1974**	115	55	60	0	0
1	1	121	75	46	**1975**	137	88	49	0	2
0	0	81	34	47	**1976**	89	52	37	0	1
0	0	123	61	62	**1977**	151	79	72	0	0
0	0	82	44	38	**1978**	102	39	63	0	0
2	0	112	67	45	**1979**	128	61	67	0	0
1	1	99	51	48	**1980**	120	64	56	1	0
0	0	47	25	22	**1981**	79	47	32	0	0
2	2	148	81	67	**1982**	208	110	98	0	1
0	1	141	56	85	**1983**	163	91	72	0	1
3	0	114	63	51	**1984**	159	77	82	2	0
1	0	141	71	70	**1985**	164	83	81	0	0
3	0	196	116	80	**1986**	200	107	93	1	0
1	1	196	106	90	**1987**	210	92	118	0	1
2	0	151	76	75	**1988**	146	79	67	0	1
0	0	117	59	58	**1989**	139	69	70	1	0
1	0	100	46	54	**1990**	134	69	65	3	0
0	1	140	62	78	**1991**	139	75	64	0	0
0	0	104	56	48	**1992**	121	56	65	0	1
0	0	121	56	65	**1993**	148	70	78	0	0
1	0	103	48	55	**1994**	153	88	65	0	0
0	0	120	59	61	**1995**	210	120	90	0	0
0	0	118	61	57	**1996**	233	121	112	1	0
3	0	132	59	73	**1997**	187	92	95	0	0
0	0	115	51	64	**1998**	180	93	87	0	0
0	1	105	47	58	**1999**	208	109	99	0	0
1	0	116	54	62	**2000**	212	106	106	0	0
0	1	164	76	88	**2001**	192	89	103	0	0
0	0	167	68	99	**2002**	184	82	102	1	0
0	0	155	76	79	**2003**	187	95	92	0	0
0	0	191	89	102	**2004**	167	83	84	0	0
0	0	134	67	67	**2005**	169	81	88	0	0
0	0	143	69	74	**2006**	182	79	103	0	0
1	0	118	48	70	**2007**	185	82	103	1	0
0	0	111	56	55	**2008**	183	82	101	0	1
0	0	172	96	76	**2009**	185	93	92	0	0
0	0	142	52	90	**2010**	155	64	91	0	2
0	0	103	46	57	**2011**	161	80	81	0	2
0	0	131	69	62	**2012**	198	98	100	1	0
0	0	151	68	83	**2013**	168	74	94	0	0
0	1	128	67	61	**2014**	147	72	75	0	0
0	0	156	85	71	**2015**	163	79	84	1	0
31	**18**	**7,393**	**3,683**	**3,710**	**TOTALS**	**8,653**	**4,382**	**4,271**	**18**	**20**

TWINS CAREER LEADOFF HOMERS

PLAYER	YEARS	HOMERS
Jacque Jones	1999-05	20
Chuck Knoblauch	1991-97	14
Brian Dozier	**2012-15**	**13**
Dan Gladden	1987-91	12
Shannon Stewart	2003-06	7
Zoilo Versalles	1961-67	6
Cesar Tovar	1965-72	5
Shane Mack	1990-94	5
Denard Span	2008-12	5
Kirby Puckett	1984-95	4
Lenny Green	1961-64	3
Roy Smalley	1976-87	3
Denny Hocking	1993-03	3
Rod Carew	1967-78	2
Carlos Gomez	2008-09	2
Aaron Hicks	2013-15	2
Rusty Kuntz	1983	2
Luis Rivas	2000-05	2
Danny Santana	**2014-15**	**2**
Tim Teufel	1983-85	2
Todd Walker	1996-99	2
26 players tied		1
TOTALS		**142**

LAST FIVE	DATE	PITCHER
Aaron Hicks	9/7/15 at KC	Yordano Ventura
Aaron Hicks	8/12/15 vs. TEX	Nick Martinez
Brian Dozier	7/30/15 vs. SEA	J.A. Happ
Brian Dozier	7/17/15 at OAK	Sonny Gray
Brian Dozier	6/26/15 at MIL	Kyle Lohse

BATTING DATA – HOME RUNS

INSIDE-THE-PARK HOME RUNS

TWINS

#	PLAYER	DATE	PITCHER	INN	ON	OPP
1	Killebrew	7-4-61	McLish	8	2	CWS
2	Versalles	4-27-62	Donovan	9	0	at CLE
3	Hall, J	9-22-63	Heffner	1	1	at BOS
4	Power	9-28-63	Ford	1	0	at NYY
5	Oliva	7-4-64	Bouton	5	0	at NYY
6	Rollins	8-4-64	Monbouquette	2	1	BOS
7	Oliva	9-4-64	Gray	8	1	BOS
8	Versalles	4-22-65	Ramos	9	0	at NYY
9	Hall, J	6-4-65	Koplitz	4	0	WAS
10	Rollins	6-18-65	Stafford	4	0	at NYY
11	Oliva	6-4-66	Kelley	1	0	CLE
12	Uhlaender	5-8-67	Ortega	2	1	WAS
13	Carew	5-13-69	Cuellar	8	0	BAL
14	Nettles, J	7-22-71	Peterson	7	1	at NYY
15	Soderholm*	10-4-72	Frailing	6	0	CWS
16	Thompson	6-24-74	Clyde	4	1	at TEX
17	Ford	6-17-75	Blue	4	0	OAK
18	Brye*	9-7-75	Osteen	7	0	at CWS
19	Landreaux	5-8-79	Moore	7	0	TOR
20	Castino	5-15-79	Lyle	7	0	TEX
21	Sofield	7-11-80	Abbott	7	0	at SEA
22	Cubbage	8-20-80	Todd	6	1	TOR
23	Brunansky	5-28-82	Guidry	4	0	NYY
24	Brunansky	7-19-82	Augustine	3	3	MIL
25	Ward	9-10-82	Gura	7	2	at KC
26	Hrbek	9-30-82	Leal	1	1	at TOR
27	Brunansky	9-25-83	Creel	6	0	at KC
28	Bush	6-23-84	Seaver	6	0	CWS
29	Teufel	6-24-84	Dotson	9	2	CWS
30	Hrbek	9-11-84	Leibrandt	7	1	KC
31	Engle	7-3-85	Heaton	6	0	CLE
32	Washington	7-3-86	Boddicker	6	2	BAL
33	Gagne	10-4-86	Bannister	2	0	CWS
34	Gagne	10-4-86	Bannister	4	2	CWS
35	Gaetti	5-31-87	Robinson	2	0	at DET
36	Gagne	9-24-87	Hough	6	1	TEX
37	Lombardozzi	7-8-88	Wegman	6	1	MIL
38	Lombardozzi	9-28-88	Burns	8	0	OAK
39	Larkin	5-26-90	Boddicker	6	0	BOS
40	Pagliarulo	5-19-91	Petry	3	0	at DET
41	Mack	5-17-94	Key	4	0	NYY
42	Becker	4-26-97	Witt	6	0	TEX
43	Meares	5-25-97	Prieto	3	0	OAK
44	Kelly	8-8-97	Gooden	1	1	NYY
45	Walker	9-5-99	Rupe	4	0	at TB
46	Moeller	7-29-00	Mendoza	8	2	NYY
47	Hunter	7-26-01	Guthrie	6	0	at OAK
48	Mauer	7-21-07	Shields	8	2	LAA
49	Suzuki	5-20-14	Vincent	8	0	at SD

OPPONENTS

#	PLAYER	DATE	PITCHER	INN	ON	OPP
1	Geiger	8-8-61	Pascual	3	3	at BOS
2	Fox	9-6-61	Ramos	2	0	CWS
3	Howser	4-12-62	Lee	4	2	at KC
4	Howser	6-16-62	Stange	5	0	at KC
5	Landis	4-21-63	Lasher	6	0	at CWS
6	Repoz	7-9-65	Boswell	5	0	NYY
7	Scott	7-29-67	Perry	2	1	at BOS
8	Alomar	6-23-69	Woodson	1	0	at CAL
9	Blair	8-8-69	Miller	1	0	at BAL
10	Allen	7-31-72	Blyleven	1	2	CWS
11	Allen	7-31-72	Blyleven	5	1	CWS
12	May	6-11-73	Kaat	3	1	MIL
13	LeFlore	5-27-75	Blyleven	5	0	at DET
14	Patek	8-7-75	Albury	1	0	at KC
15	Brett	10-3-76	Hughes	9	0	at KC
16	Cerone	5-4-80	Verhoeven	5	2	NYY
17	Stapleton	5-3-82	Felton	1	1	at BOS
18	Wathan	9-23-83	Pettibone	7	0	at KC
19	Wilson	6-1-84	Smithson	3	2	KC
20	Whitaker	7-13-84	Lysander	11	1	DET
21	Pasqua	7-12-86	Anderson	7	0	NYY
22	Tartabull	10-3-87	Blyleven	2	0	at KC
23	Tartabull	5-25-88	Blyleven	6	0	at KC
24	Carter	7-18-89	Viola	6	0	CLE
25	Espinoza	7-21-90	Guthrie	8	0	NYY
26	Jose	7-29-90	West	2	0	OAK
27	Karkovice	8-30-90	West	4	3	CWS
28	White, D	6-1-92	Willis	10	0	TOR
29	Erstad	9-6-96	Radke	9	0	CAL
30	Beltran	8-4-02	Lohse	1	0	KC
31	Fielder	6-17-07	Nathan	9	0	MIL
32	Teahen	5-27-08	Nathan	9	2	at KC
33	DeJesus	4-23-10	Pavano	6	0	at KC
34	Bautista	7-7-10	Slowey	5	1	at TOR
35	Betancourt	6-25-11	Swarzak	5	0	at MIL
36	Granderson	8-21-11	Mijares	7	0	NYY
37	Bourjos	4-11-12	Pavano	5	2	LAA
38	McCann	4-29-15	Thompson	6	1	DET

(* — denotes pinch-hitter)

TWINS ALL-TIME 2-HOMER GAMES

PLAYER	#
Killebrew	35
Morneau	20
Oliva	18
Hrbek	16
Allison	15
Gaetti	13
Puckett	13
Brunansky	11
Hunter	9
Mincher	9
Hall, J	8
Jones, J	8
Koskie	8
Coomer	7
Cuddyer	6
Darwin	6
Kubel	6
Munoz	5
Reese	5
Smalley	5
Bush	4
Cordova	4
Davis, C	4
Ford	4
Lawton	4
Laudner	4
LeCroy	4
Mauer	**4**
Thome	4
Willingham	4
Carew	3
Gagne	3
Plouffe	**3**
Soderholm	3
Versalles	3
Allen	2
Alyea	2
Battey	2
Castillo, C	2
Doumit	2
Dozier	**2**
Hisle	2
Knoblauch	2
Kusick	2
Mack	2
Meares	2
Mientkiewicz	2
Mitterwald	2
Ortiz	2
Power	2
Prince	2
Rollins	2
Salas	2
Steinbach	2
Teufel	2
Tovar	2
Winfield	2
Young, D	2
Adams, G	1
Allen, C	1
Arcia	**1**
Becker	1
Blanco	1
Braun	1
Brito	1
Brye	1
Colabello	1
Crede	1
Dobbek	1
Edwards	1
Escobar	**1**
Gladden	1
Goryl	1
Green	1
Hicks	1
Holt	1
Hughes, L	1
Jackson, R	1
Kielty	1
Larkin	1
Lemon	1
Lombardozzi	1
Molitor	1
Monroe	1
Morales, J.M	1
Myers	1
Nettles, G	1
Norwood	1
Pagliarulo	1
Parmelee	1
Pierzynski	1
Renick	1
Roof	1
Sano	**1**
Span	1
Valencia	1
Ward, G	1
White, R	1
Wolfe	1
Wynegar	1
TOTAL	**366**

BATTING DATA – GRAND SLAMS

#	PLAYER	DATE	INNING	OPP.	PITCHER
1	Allison	4-16-61	1st	at BAL	Estrada
2	Dobbek	5-19-61	3rd	KC	Rakow
3	Allison	6-27-61	6th	BOS	Connelly
4	Killebrew	7-1-61	9th	at KC	Kunkel
5	Allison	7-3-61	7th	CWS	Lown
6	Becquer*^	7-4-61	9th	CWS	Hacker
7	Lepcio	7-13-61	1st	at CLE	Grant
8	Tuttle	8-13-61	4th	DET	Regan
9	Mincher	4-28-62	7th	at CLE	Funk
10	Mincher	5-3-62	1st	BAL	Pappas
11	Power	5-13-62	7th	KC	Pfister
12	Allison	7-18-62	1st	CLE	Latman
13	Killebrew	7-18-62	1st	CLE	Perry
14	Power	9-19-62	6th	DET	Humphreys
15	Killebrew	5-24-63	5th	CWS	Herbert
16	Power	5-29-63	5th	WAS	Coates
17	Mincher	7-14-63	1st	CLE	Latman
18	Killebrew	9-11-63	8th	CLE	Bell
19	Battey	5-1-64	6th	at KC	Drabowsky
20	Oliva	5-7-64	6th	LA	Spring
21	Killebrew	5-17-64	4th	at BOS	Wilson
22	Rollins	7-19-64	7th	LA	D. Lee
23	Mincher	8-23-64	8th	at DET	Gladding
24	Pascual	4-27-65	1st	at CLE	Williams
25	Versalles	9-30-65	5th	at BAL	Pappas
26	Hall, J^	8-2-66	9th	BOS	McMahon
27	Rollins	8-23-66	3rd	at WAS	Richert
28	Killebrew	9-3-66	7th	NYY	Womack
29	Mincher	9-23-66	1st	DET	McLain
30	Rollins	6-12-67	3rd	DET	Marshall
31	Killebrew	4-29-69	3rd	KC	Nelson
32	Reese*	8-3-69	7th	BAL	McNally
33	Tovar	9-4-69	10th	at OAK	Krausse
34	Killebrew	9-7-69	2nd	at OAK	Blue
35	Alyea	4-15-70	6th	at CAL	Messersmith
36	Renick	4-18-70	4th	at OAK	Downing
37	Reese*	6-7-70	6th	at WAS	Bosman
38	Renick*	6-30-70	6th	KC	Johnson
39	Alyea	9-7-70	1st	MIL	Krausse
40	Cardenas	9-15-70	2nd	CAL	Bradley
41	Nettles, J	7-20-71	6th	at NYY	Bahnsen
42	Killebrew	9-3-71	6th	OAK	Grant
43	Killebrew	5-28-72	3rd	TEX	Gogolewski
44	Soderholm	6-26-72	7th	CAL	Fisher
45	Reese*	7-9-72	7th	NYY	McDaniel
46	Darwin	7-10-72	1st	MIL	Stephenson
47	Walton*	4-17-73	7th	CAL	Barber
48	Darwin	6-29-73	8th	at CAL	Ryan
49	Oliva	8-17-73	2nd	at CLE	Bosman
50	Darwin	4-14-74	7th	KC	Bird
51	Soderholm	6-14-74	3rd	at CLE	Sanders
52	Hisle	8-24-74	2nd	at BAL	Garland
53	Roof	9-8-74	6th	at KC	Mingori
54	Oliva*	6-29-75	6th	at TEX	Umbarger
55	Carew	6-26-76	2nd	at OAK	Mitchell
56	Carew	7-4-76	8th	CAL	Monge
57	Cubbage	7-7-76	8th	at MIL	Castro
58	Wynegar	7-30-76	5th	OAK	Bosman
59	Carew*	9-9-76	7th	at TEX	Hargan
60	Hisle	4-24-77	4th	at TEX	Briles
61	Hisle	5-25-77	7th	at BOS	Murphy
62	Adams, G	6-26-77	2nd	CWS	Stone
63	Cubbage	8-5-77	4th	CLE	Dobson
64	Carew	8-12-77	3rd	at DET	Crawford
65	Smalley*	6-25-78	4th	at CWS	Willoughby
66	Cubbage	8-8-78	6th	SEA	Parrott
67	Edwards	7-15-79	3rd	at TOR	Clancy
68	Morales	6-19-80	3rd	DET	Schatzeder
69	Wilfong	9-17-80	7th	at MIL	Mitchell
70	Smalley	4-18-81	3rd	at CAL	Travers
71	Ward	5-10-82	4th	BOS	Torrez
72	Hrbek	6-10-82	5th	KC	Armstrong
73	Brunansky+	7-19-82	3rd	MIL	Augustine
74	Gaetti	7-26-82	1st	at SEA	Bannister
75	Gaetti	9-19-82	5th	KC	Armstrong
76	Brunansky	9-1-83	7th	at BOS	Aponte
77	Hrbek	4-16-84	6th	CAL	Curtis
78	Bush	7-28-84	5th	CAL	Slaton
79	Gaetti	5-8-85	1st	NYY	Cowley
80	Bush	5-12-85	1st	at BAL	Dixon
81	Hrbek	7-18-85	7th	NYY	Fisher
82	Hrbek	7-22-85	2nd	BAL	Davis
83	Hrbek	8-15-85	5th	SEA	Long
84	Gaetti	7-5-86	1st	BAL	Flanagan
85	Lombardozzi	10-3-86	4th	CWS	Dotson
86	Brunansky	5-20-87	6th	at CLE	Candiotti
87	Laudner	6-14-87	2nd	at CWS	DeLeon
88	Gaetti	5-22-88	9th	at TEX	Williams
89	Gagne	6-3-88	2nd	OAK	Stewart
90	Dwyer*	9-15-88	6th	CWS	Pall
91	Castillo	4-11-89	8th	at DET	Hernandez
92	Gladden	5-31-89	6th	at KC	Gordon
93	Dwyer	6-10-89	8th	CWS	Thigpen
94	Hrbek	9-12-89	7th	TOR	Ward
95	Harper	5-5-90	8th	at MIL	Plesac
96	Gaetti	9-23-90	1st	TEX	Hough
97	Munoz	6-12-91	1st	NYY	Johnson
98	Mack	6-14-91	5th	at CLE	Nichols
99	Hrbek	7-31-91	2nd	at NYY	Sanderson
100	Mack	9-2-91	8th	CLE	Olin
101	Mack	5-24-92	4th	at DET	Tanana
102	Puckett	5-29-92	4th	DET	Lancaster
103	Puckett	6-3-92	3rd	TOR	Guzman
104	Harper	8-1-92	8th	MIL	Henry
105	Puckett	8-14-92	3rd	at SEA	Fisher
106	Hrbek	4-21-93	5th	MIL	Lloyd
107	Winfield	4-23-93	3rd	DET	Moore
108	Puckett	6-12-93	3rd	OAK	B. Witt
109	Puckett	9-11-93	5th	at TEX	Pavlik
110	Walbeck	5-4-94	6th	at MIL	Orosco
111	Mack	7-8-94	1st	CLE	Grimsley
112	Puckett	8-10-94	2nd	BOS	Bankhead
113	Puckett	6-16-95	6th	at SEA	Johnson
114	Merullo	8-5-95	7th	KC	Brewer
115	Knoblauch	6-5-96	4th	CAL	Eichhorn
116	Lawton	6-30-96	3rd	at KC	Gubicza
117	Molitor	4-3-97	2nd	DET	Blair
118	Jackson	5-16-97	4th	BOS	Borland
119	Colbrunn*	8-4-97	5th	TOR	Daal
120	Miller	9-22-97	2nd	MIL	D'Amico
121	Coomer^	4-25-98	9th	at SEA	Slocumb
122	Lawton	5-9-98	6th	NYY	Pettitte
123	Gates	6-21-98	4th	at CWS	Bere

(* — denotes pinch-hitter; + — denotes inside-the-park;
^ — denotes walk-off)

BATTING DATA – GRAND SLAMS

#	PLAYER	DATE	INNING	OPP.	PITCHER
124	Lawton*	4-17-99	8th	at CLE	Spradlin
125	Hunter	4-26-99	4th	BOS	Wakefield
126	Hocking	6-4-99	2nd	HOU	Hampton
127	Koskie	7-24-99	5th	SEA	Rodriguez
128	Canizaro	8-25-00	4th	DET	Blair
129	Ortiz	9-7-00	1st	at BOS	R. Martinez
130	Hunter	6-8-01	5th	PIT	Oliveras
131	Guzman	6-24-01	7th	at DET	Bartowski
132	Jones	7-12-01	2nd	at MIL	Haynes
133	Koskie	9-8-01	4th	at ANA	Rapp
134	Jones	5-28-02	2nd	at TEX	Park
135	Hunter	7-5-02	7th	at SEA	Nelson
136	Cuddyer	8-1-02	3rd	CWS	Wright
137	Pierzynski	5-7-03	5th	at TB	Kennedy
138	Pierzynski	6-12-03	1st	COL	Oliver
139	LeCroy*	5-19-04	9th	at TOR	Adams
140	Punto	7-22-04	7th	TB	Colome
141	Hunter	6-1-05	3rd	CLE	Lee
142	Morneau	9-30-05	8th	DET	Walker
143	Hunter	4-5-06	8th	at TOR	Frasor
144	Batista	5-19-06	8th	at MIL	Capellan
145	Cuddyer	6-7-06	8th	at SEA	Soriano
146	Cuddyer	6-10-06	7th	BAL	Halama
147	Kubel^	6-13-06	12th	BOS	Tavarez
148	Morneau	6-14-06	6th	BOS	Delcarmen
149	Hunter	6-28-06	1st	LAD	Perez
150	Hunter	4-17-07	5th	at SEA	Weaver
151	Hunter	5-18-07	3rd	at MIL	Capuano
152	Mauer	6-29-07	5th	at DET	Verlander
153	Kubel	7-6-07	4th	at CWS	Garland
154	Hunter	8-15-07	9th	at SEA	Green
155	Cuddyer	8-22-07	1st	SEA	Batista
156	Kubel	4-9-08	6th	at CWS	Masset
157	Morneau	4-25-08	3rd	at TEX	Millwood
158	Kubel	5-25-08	8th	at DET	Cruceta
159	Morneau	9-5-08	5th	DET	Galarraga
160	Kubel	4-19-09	8th	LAA	Bulger
161	Crede^	5-13-09	13th	DET	Lyon
162	Mauer	5-21-09	6th	at CWS	Gobble
163	Morneau	5-24-09	7th	MIL	Stetter
164	Morneau	7-20-09	2nd	at OAK	Gonzalez
165	Young	10- 2-09	1st	KC	DiNardo
166	Kubel	5-16-10	8th	at NYY	Rivera
167	Kubel	7-25-10	3rd	at BAL	Arrieta
168	Valencia	7-26-10	1st	at KC	Greinke
169	Valencia	9-25-10	1st	at DET	Bonderman
170	Cuddyer	8-3-11	5th	at LAA	Takahashi
171	Tosoni	9-27-11	6th	KC	Mazzaro
172	Mauer	9-1-12	2nd	at KC	Hochevar
173	Doumit	9-29-12	8th	DET	Benoit
174	Herrmann	7-23-13	10th	at LAA	Frieri
175	Morneau	8-9-13	4th	at CWS	Jones
176	Colabello	9-2-13	9th	at HOU	Lo
177	Arcia	6-5-14	3rd	MIL	Peralta
178	Plouffe	5-3-15	3rd	CWS	Danks
179	Plouffe	7-17-15	6th	at OAK	Gray
180	Rosario	9-3-15	3rd	CWS	Samardzija

(* — denotes pinch-hitter; + — denotes inside-the-park;
^ — denotes walk-off)

TWINS CAREER GRAND SLAM LEADERS

PLAYER	GRAND SLAMS	YEARS
Harmon Killebrew	10	1961-74
Torii Hunter	9	1997-2007, 15
Kent Hrbek	8	1981-94
Jason Kubel	7	2004-11, 14
Justin Morneau	7	2003-13
Kirby Puckett	7	1984-95
Gary Gaetti	6	1981-90
Michael Cuddyer	5	2001-11
Bob Allison	4	1961-70
Rod Carew	4	1967-78
Shane Mack	4	1990-94
Don Mincher	4	1961-66
Tom Brunansky	3	1982-88
Mike Cubbage	3	1976-80
Bob Darwin	3	1972-75
Larry Hisle	3	1973-77
Matt Lawton	3	1995-01
Joe Mauer	**3**	**2004-15**
Tony Oliva	3	1962-76
Vic Power	3	1962-64
Rich Reese	3	1964-73
Rich Rollins	3	1961-68

GRAND SLAM INDIVIDUAL RECORDS

Grand Slams, Game	1, many
Grand Slams, Season	3, Allison, 1962, Carew, 1976, Hrbek, 1985, Puckett, 1992, Hunter, 2007
Grand Slams, Career	10, Killebrew, 1961-74
Pinch-Hit GS, Season	1, 12x, last LeCroy, May 19, 2004 at TOR
Pinch-Hit GS, Career	3, Reese, 1964-73
Inside Park GS	Brunansky, July 19, 1982 vs. MIL

GRAND SLAM TEAM RECORDS

Grand Slams, Game	2, Allison and Killebrew, July 18, 1962 vs. CLE
Most Grand Slams, Season	8, 1961
Fewest Grand Slams, Season	0, 1968
Pinch-Hit GS, Season	2, Reese and Renick, 1970

BATTING DATA – 3+ HR'S IN AN INNING

DATE	INN	PLAYERS	PITCHERS	OPPONENT
5-10-61	2	Gardner Versalles Killebrew	Hall Hall Stock	Baltimore
6-19-62	4	Kaat Power Allison	Zanni Zanni Zanni	at Chicago-AL
7-18-62	1	Allison * Battey * Killebrew	Latman Latman Perry	Cleveland
5-2-64	11	Oliva + Allison + J. Hall + Killebrew +	Pfister Pfister Pfister Handrahan	at Kansas City
6-14-64	6	Killebrew J. Hall Kaat	Duckworth Duckworth Duckworth	at Washington
6-28-64	7	Versalles Killebrew * Allison *	Fisher Fisher Fisher	Chicago-AL
8-8-64	5	Oliva J. Hall * Allison *	Donovan Donovan Bell	at Cleveland
6-9-66	7	Rollins * Versalles * Oliva + Mincher + Killebrew +	Hunter Hunter Lindblad Lindblad Wyatt	Kansas City
5-14-68	1	Carew Oliva Rollins	Hunter Hunter Hunter	Oakland
4-15-70	6	Tovar Alyea Cardenas	Messersmith Messersmith Queen	at California
7-12-72	5	Renick Darwin * Soderholm *	Brett Brett Brett	Milwaukee
7-15-73	8	Mitterwald + Lis + Holt +	G. Perry G. Perry G. Perry	Cleveland
5-8-79	7	Smalley * Kusick * Landreaux	Moore Moore Moore	Toronto
9-17-80	7	Wilfong G. Adams * R. Jackson *	Mitchell Mitchell LaPoint	at Milwaukee
5-16-82	1	R. Johnson * Brunansky * Castino	Pashnick Pashnick Pashnick	at Detroit
6-7-82	8	Washington + Brunansky + Hrbek +	Creel Creel Quisenberry	Kansas City
8-19-82	1	Brunansky Ward * Gaetti *	McGregor McGregor Boddicker	Baltimore
5-16-83	9	Engle * Mitchell * Gaetti Hatcher	Beard Beard Beard Burgmeier	Oakland
5-23-83	5	Brunansky * Engle * Ward	G. Davis G. Davis Welchel	at Baltimore
7-25-83	3	Ward Hrbek Washington	Caldwell Caldwell Gibson	Milwaukee
6-4-86	7	Brunansky Smalley Reed	Stieb Stieb Acker	at Toronto
6-20-86	5	Washington Hrbek * Brunansky *	Oelkers Oelkers Oelkers	Cleveland
6-1-87	7	Gladden Gaetti Brunansky	Clemens Clemens Gardner	at Boston
9-27-87	1	Puckett * Gaetti * Hrbek	Leibrandt Leibrandt Leibrandt	Kansas City
7-31-91	2	Davis Mack Hrbek	Sanderson Sanderson Sanderson	at New York-AL
5-2-92	5	Mack Puckett * Hrbek * Bush	Sanderson Sanderson Sanderson Sanderson	at New York-AL
4-9-00	6	Coomer + Jones + LeCroy +	Rigby Rigby Rigby	at Kansas City
7-12-01	3	Mientkiewicz+ Koskie+ Hunter+	Haynes Haynes Haynes	at Milwaukee
8-19-02	1	Jones* Guzman* Ortiz	Glover Glover Glover	at Chicago-AL
5-8-09	5	Mauer* Morneau* Buscher	Jakubauskas Jakubauskas Batista	Seattle
8-10-10	2	Thome Hardy Mauer	Garcia Garcia Garcia	at Chicago-AL
8-6-12	2	Willingham* Morneau* Doumit	McAllister McAllister Tomlin	at Cleveland
5-30-13	4	Dozier* Mauer* Doumit	Lohse Lohse Lohse	Milwaukee
8-3-14	9	Parmelee+ Arcia+ Fryer+	Rienzo Rienzo Rienzo	at Chicago-AL

(* — back-to-back; + — consecutive)

TWO-HOMER INNING

Michael Cuddyer.....7th inning, August 23, 2009 at Kansas City

PITCHING DATA – YEARLY LEADERS

	WINS		ERA		STRIKEOUTS	
1961 —	Pascual	15-16	Pascual	3.46	Pascual	*221
1962 —	Pascual	20-11	Kaat	3.14	Pascual	*206
1963 —	Pascual	21-9	Pascual	2.47	Pascual	*202
1964 —	Kaat	17-11	Kaat	3.22	Pascual	213
1965 —	Grant	*21-7	Perry	2.63	Kaat	154
1966 —	Kaat	*25-13	Perry	2.54	Kaat	205
1967 —	Chance	20-14	Merritt	2.53	Chance	220
1968 —	Chance	16-16	Chance	2.53	Chance	234
1969 —	Boswell and Perry	20-12 and 20-6	Perry	2.82	Boswell	190
1970 —	Perry	^24-12	Perry	3.03	Hall	184
1971 —	Perry	17-17	Blyleven	2.82	Blyleven	224
1972 —	Blyleven	17-17	Corbin	2.61	Blyleven	228
1973 —	Blyleven	20-17	Blyleven	2.52	Blyleven	258
1974 —	Blyleven	17-17	Blyleven	2.66	Blyleven	249
1975 —	Hughes	16-14	Blyleven	3.00	Blyleven	233
1976 —	Campbell	17-5	Campbell	3.00	Goltz	133
1977 —	Goltz	*20-11	Goltz	3.36	Goltz	186
1978 —	Goltz	15-10	Goltz	2.50	Erickson	121
1979 —	Koosman	20-13	Koosman	3.38	Koosman	157
1980 —	Koosman	16-13	Erickson	3.25	Koosman	149
1981 —	Redfern	9-8	Arroyo	3.94	Redfern	77
1982 —	Castillo	13-11	Castillo	3.66	Havens	129
1983 —	Schrom	15-8	Schrom	3.71	Viola	127
1984 —	Viola	18-12	Viola	3.21	Viola	149
1985 —	Viola	18-14	Viola	4.09	Viola	135
1986 —	Blyleven	17-14	Blyleven	4.01	Blyleven	215
1987 —	Viola	17-10	Viola	2.90	Viola	197
1988 —	Viola	#24-7	Anderson	*2.45	Viola	193
1989 —	Anderson	17-10	Viola	3.79	Viola	138
1990 —	Tapani	12-8	Anderson	4.53	Guthrie and Tapani	101
1991 —	Erickson	20-8	Tapani	2.99	Morris	163
1992 —	Smiley and Tapani	16-9 and 16-11	Smiley	3.21	Smiley	163
1993 —	Tapani	12-15	Banks	4.04	Tapani	150
1994 —	Tapani	11-7	Tapani	4.62	Erickson	104
1995 —	Radke	11-14	Tapani	4.92	Tapani	88
1996 —	Rodriguez	13-14	Radke	4.46	Radke	148
1997 —	Radke	20-10	Swindell	3.58	Radke	174
1998 —	Radke	12-14	Trombley	3.63	Radke	146
1999 —	Radke	12-14	Radke	3.75	Milton	163
2000 —	Milton	13-10	Hawkins	3.39	Milton	160
2001 —	Mays	17-13	Mays	3.16	Milton	157
2002 —	Reed	15-7	Reed	3.78	Santana	137
2003 —	Lohse and Radke	14-11 and 14-10	Santana	3.07	Santana	169
2004 —	Santana	20-6	Santana	*2.61	Santana	*265
2005 —	Santana	16-7	Santana	2.87	Santana	#238
2006 —	Santana	^19-6	Santana	#2.77	Santana	#245
2007 —	Santana	15-13	Santana	3.33	Santana	235
2008 —	Perkins and Slowey	12-4 and 12-11	Baker	3.45	Baker	141
2009 —	Baker	15-9	Blackburn	4.03	Baker	162
2010 —	Pavano	17-11	Liriano	3.62	Liriano	201
2011 —	Liriano/Pavano/Duensing	9-10/9-13/9-14	Baker	3.14	Baker	123
2012 —	Diamond	12-9	Diamond	3.54	Liriano	109
2013 —	Correia	9-13	Correia	4.18	Correia and Pelfrey	101
2014 —	Hughes	16-10	Hughes	3.52	Hughes	186
2015 —	Gibson and Hughes	11-11 and 11-9	Gibson	3.84	Gibson	145

* — league leadership + — tie for league leadership # — major league leadership ^ — tie for major league leadership

TWINS ALL-TIME 20-GAME WINNERS

PITCHER	YEAR	RECORD
Camilo Pascual	1962	20-11
Camilo Pascual	1963	21-9
Jim Grant	1965	21-7
Jim Kaat	1966	25-13
Dean Chance	1967	20-14
Jim Perry	1969	20-6
Dave Boswell	1969	20-12
Jim Perry*	1970	24-12
Bert Blyleven	1973	20-17
Dave Goltz	1977	20-11
Jerry Koosman	1979	20-13
Frank Viola*	1988	24-7
Scott Erickson	1991	20-8
Brad Radke	1997	20-10
Johan Santana*	2004	20-6

(* - also won Cy Young Award)

PITCHING DATA – LOW-HIT GAMES

TWINS

NO-HITTERS

#	PITCHER	DATE	OPPONENT	ON BASE	SCORE
1	Jack Kralick	8-26-62	Kansas City	1	1-0
2	Dean Chance	8-25-67	at Cleveland	6	2-1
3	Scott Erickson	4-27-94	Milwaukee	5	6-0
4	Eric Milton	9-11-99	Anaheim	2	7-0
5	Francisco Liriano	5-3-11	at Chicago-AL	6	1-0

*Dean Chance pitched a 5 inning shortened no-hit game on August 6, 1967 vs. Boston that is not considered an official no-hitter.

ONE-HITTERS

#	PITCHER	DATE	OPPONENT	HITTER	HIT	FIELD	INN	OUT	SCORE
1	Gerry Arrigo	6-26-64	Chicago-AL	Hershberger	single	CF	9	0	2-0
2	Jim Grant	9-25-65	at Washington	Blasingame	double	RF	3	2	5-0
3	Dave Boswell	7-30-66	Baltimore	Snyder	single	RF	7	0	7-0
4	Dean Chance	5-11-67	Kansas City	Cater	single	RF	4	2	8-0
5	Bert Blyleven	5-24-73	Kansas City	Kirkpatrick	bunt single	3B	5	0	2-0
6	Jim Kaat	7-1-73	at California	Robinson	home run	LF	2	0	2-1
7	Bert Blyleven	9-26-73	at Oakland	Mangual	single	2B	5	2	4-1
8	Bert Blyleven	7-4-74	Texas	Harrah	hone run	RF	3	1	3-1
9	Dave Goltz	8-23-77	Boston	Rice	single	LF	4	0	7-0
10	Geoff Zahn	6-6-80	Toronto	Mayberry	single	LF	7	2	5-0
11	Ken Schrom	6-26-85	Kansas City	Wilson	single	CF	3	1	2-1
12	Scott Erickson/Mark Guthrie	9-24-91	Chicago-AL	Pasqua	home run	LF	7	1	9-2
13	Scott Erickson	7-24-92	at Boston	Brunansky	single	RF	2	0	5-0
14	Johan Santana/Joe Nathan	7-17-04	at Kansas City	Berroa	double	CF	2	0	4-1
15	Scott Baker	8-31-07	Kansas City	Sweeney	single	CF	9	1	5-0
16	A. Swarzak/M. Capps/A. Burnett	5-28-11	Los Angeles-AL	Bourjos	double	LF	8	1	1-0

OPPONENTS

NO-HITTERS

#	PITCHER	DATE	OPPONENT	ON BASE	SCORE
1	Jim Hunter	5-8-68	at Oakland	0	0-4
2	Vida Blue	9-21-70	at Oakland	1	0-6
3	Nolan Ryan	9-28-74	at California	8	0-4
4	David Wells	5-17-98	at New York-AL	0	0-4
5	Jered Weaver	5-2-12	at Los Angeles-AL	1	0-9

ONE-HITTERS

#	PITCHER(S)	DATE	OPPONENT	HITTER	HIT	FIELD	INN	OUT	SCORE
1	Dick Donovan	9-24-61	Washington	Altobelli	home run	RF	7	1	1-4
2	Dean Chance	9-10-62	Los Angeles-NL	Versalles	single	SS	8	1	0-5
3	Milt Pappas	9-2-64	Baltimore	Versalles	single	LF	8	2	0-2
4	Bill Monbouquette	9-6-64	Boston	Versalles	home run	LF	6	2	2-1
5	Barry Moore	4-30-67	at Washington	Tovar	single	RF	6	2	0-3
6	Dave McNally	5-15-69	Baltimore	Tovar	single	CF	9	1	0-5
7	Mike Cuellar	8-10-69	at Baltimore	Tovar	single	LF	9	0	0-2
8	Dick Bosman	8-13-70	at Washington	Tovar	bunt single	3B	1	0	0-1
9	Rick Wise	6-14-76	Boston	Terrell	single	2B	3	1	0-5
10	Jim Palmer	8-10-76	at Baltimore	Cubbage	single	RF	2	2	0-2
11	Bruce Kison	4-23-80	California	Landreaux	double	LF	9	1	0-17
12	Jack Morris	8-21-80	Detroit	Wilfong	single	LF	1	1	2-4
13	Paul Splittorff/Rich Gale	10-5-80	at Kansas City	Castino	single	CF	1	0	0-4
14	Jim Palmer	9-4-82	at Baltimore	Gaetti	single	CF	5	2	0-3
15	Jim Clancy	9-28-82	at Toronto	Bush	single	RF	9	0	0-3
16	Walt Terrell/Willie Hernandez	7-14-85	at Detroit	Brunansky	double	CF	7	2	0-8
17	Danny Darwin	8-19-85	at Milwaukee	Smalley	home run	RF	5	0	1-4
18	Bobby Witt/Dale Mohorcic	6-26-87	at Texas	Smalley	single	CF	2	2	0-1
19	Paul Kilgus	5-21-88	at Texas	Gaetti	double	CF	8	0	0-3
20	Randy Johnson	7-16-98	at Seattle	Gates	single	CF	8	1	0-3
21	Mike Mussina	8-1-00	at Baltimore	Coomer	single	RF	7	2	0-7
22	Freddy Garcia	8-23-05	Chicago-AL	Jones	home run	CF	8	0	1-0
23	Gavin Floyd	5-6-08	at Chicago-AL	Mauer	double	CF	9	1	1-7
24	R. Harden/M. Harrison/D. O'Day/N. Feliz	8-23-10	at Texas	Mauer	single	CF	9	1	0-4
25	Kyle Drabek/Shawn Camp/Mark Rzepczynski	4-2-11	at Toronto	Span	single	LF	6	1	1-5
26	Zach Stewart	9-5-11 (2)	Chicago-AL	Valencia	double	RF	8	0	0-4
27	Felix Hernandez/Steve Delabar	5-5-12	at Seattle	Span	single	RF	4	0	0-7
28	Anibal Sanchez	5-24-13	at Detroit	Mauer	single	CF	9	1	0-6
29	C. Young/F. Morales/K. Herrera/W. Davis/G. Holland	6-9-15	Kansas City	Plouffe	triple	RF	7	1	0-2
30	Taijuan Walker	7-31-15	Seattle	Sano	home run	LF	4	0	1-6
31	Corey Kluber	8-14-15	Cleveland	Mauer	home run	RF	4	0	1-6

PITCHING DATA – BACK-TO-BACK SHUTOUTS

PITCHER	DATE	OPPONENT	SCORE	HIT	LOSING PITCHER
Camilo Pascual	5-15-61	at Chicago-AL	5-0	4	Cal McLish
	5-20-61	Kansas City	2-0	5	Joe Nuxhall
Camilo Pascual	8-23-61	at Chicago-AL	4-0	2	Cal McLish
	8-29-61	New York-AL	3-0	4	Ralph Terry
Camilo Pascual	9-17-61	at Cleveland	5-0	8	Jim Perry
	9-23-61	Washington	10-0	2	Pete Burnside
Camilo Pascual	6-26-62	at New York-AL	5-0	9	Rollie Sheldon
	7-1-62	at Washington	9-0	5	Ray Rippelmeyer
Jim Grant	8-6-66	at Kansas City	5-0	4	Lew Krausse
	8-10-66	at California	2-0	8	Clyde Wright
Jim Grant	8-23-66	at Washington	7-0	5	Pete Richert
	8-27-66	at Chicago-AL	1-0	3	Gary Peters
Dean Chance	5-11-67	Kansas City	8-0	1	Jim Hunter
	5-16-67	at Chicago-AL	1-0	5	John Buzhardt
Jim Merritt	5-26-67	at Kansas City	5-0	5	Jim Nash
	5-30-67	at New York-AL	3-0	2	Fritz Peterson
Jim Perry	8-10-67	Washington	5-0	5	Barry Moore
	8-15-67	at California	4-0	6	Curt Simmons
Dean Chance	6-19-68	Washington	4-0	3	Joe Coleman
	6-24-68	at Chicago-AL	1-0	3	Bob Priddy
Bert Blyleven	4-7-71	Milwaukee	4-0	4	Lew Krausse
	4-12-71	at Kansas City	2-0	3	Dick Drago
Dick Woodson	8-1-72	at Texas	3-0	3	Pete Broberg
	8-5-72	Oakland	4-0	5	Vida Blue
Bert Blyleven	5-24-73	Kansas City	2-0	1	Dick Drago
	5-29-73	at Milwaukee	1-0	6	Jim Slaton
Bert Blyleven	6-16-73	at Detroit	5-0	4	Joe Coleman
	6-21-73	California	1-0	8	Clyde Wright
Jim Hughes	5-14-75	Cleveland	3-0	4	Gaylord Perry
	5-18-75	Milwaukee	6-0	4	Ed Sprague
Dave Goltz	8-31-76	Milwaukee	4-0	2	Bill Travers
	9-9-76	at Texas	6-0	3	Jim Umbarger
Frank Viola	5-1-88	at Boston	2-0	5	Jeff Sellers
	5-6-88	Boston	5-0	7	Jeff Sellers
Scott Erickson	4-26-91	Seattle	6-0	5	Randy Johnson
	5-1-91	Boston	1-0	2	Jeff Gray

TWINS PITCHERS TO REACH 200.0 INNINGS PITCHED BY SEASON

YEAR	PITCHER	IP
1961	Ramos	264.1
	Pascual	252.1
	Kralick	242.0
	Kaat	200.2
1962	Kaat	269.0
	Pascual	257.2
	Kralick	242.2
1963	Pascual	248.1
	Stigman	241.0
1964	Pascual	267.1
	Kaat	243.0
1965	Grant	270.1
	Kaat	264.1
1966	Kaat	304.2
	Grant	249.0
1967	Chance	283.2
	Kaat	263.1
	Merritt	227.2
	Boswell	222.2
1968	Chance	292.0
	Merritt	238.1
	Kaat	208.0
1969	Perry	261.2
	Boswell	256.1
	Kaat	242.1
1970	Perry	278.2
	Kaat	230.1
1971	Blyleven	278.1
	Perry	270.0
	Kaat	260.1
1972	Blyleven	287.1
	Woodson	251.2
	Perry	217.2
1973	Blyleven	325.0
1974	Blyleven	281.0
	Decker	248.2
1975	Blyleven	275.2
	Hughes	249.2
	Goltz	243.0
1976	Goltz	249.1
1977	Goltz	303.0
	Thormodsgard	218.0
1978	R. Erickson	265.2
	Zahn	252.1
	Goltz	220.1
1979	Koosman	263.2
	Goltz	250.2
1980	Koosman	243.1
	Zahn	232.2
1981	—	
1982	B. Castillo	218.2
	Havens	208.2
1983	Viola	210.0
1984	Viola	257.2
	Smithson	252.0
	Butcher	225.0
1985	Smithson	257.0
	Viola	250.2
	Butcher	207.2
1986	Blyleven	271.2
	Viola	245.2
1987	Blyleven	267.0
	Viola	251.2
1988	Viola	255.1
	Blyleven	207.1
	Anderson	202.1
1989	—	
1990	—	
1991	Morris	246.2
	Tapani	244.0
	S. Erickson	204.0
1992	Smiley	241.0
	Tapani	220.0
	S. Erickson	212.0
1993	Tapani	225.2
	S. Erickson	218.2
1994	—	
1995	—	
1996	Radke	232.0
	Rodriguez	206.2
1997	Radke	239.2
1998	Radke	213.2
1999	Radke	218.2
	Milton	206.1
2000	Radke	226.2
	Milton	200.0
2001	Mays	233.2
	Radke	226.0
	Milton	220.2
2002	—	
2003	Radke	212.1
	Lohse	201.0
2004	Santana	228.0
	Radke	219.2
	Silva	203.0
2005	Santana	231.2
	Radke	200.2
2006	Santana	233.2
2007	Santana	219.0
	Silva	202.0
2008	—	
2009	Blackburn	205.2
	Baker	200.0
2010	Pavano	221.0
2011	Pavano	222.0
2012	—	
2013	—	
2014	Hughes	209.2
2015	—	

PITCHING DATA – CONSECUTIVE SHUTOUTS

BY TWINS

DATE	OPPONENT	SCORE
8-23-61	at Chicago	4-0
8-24-61	at Chicago	3-0
8-26-62	Kansas City	1-0
8-28-62	at Chicago	2-0
6-4-63	at Kansas City	5-0
6-5-63	at Kansas City	4-0
7-24-63	at Cleveland	9-0
7-24-63	at Cleveland	5-0
5-30-65	at Washington	6-0
5-31-65	at Baltimore	6-0
7-5-65	Boston	2-0
7-6-65	Boston	9-0
6-24-68	at Chicago	1-0
6-27-68	at Baltimore	2-0
4-11-71	at Chicago	6-0
4-12-71	at Kansas City	2-0
9-13-71	at California	1-0
9-15-71	at Milwaukee	1-0
9-6-72	at Texas	2-0
9-7-72	at Texas	4-0
5-29-73	at Milwaukee	1-0
5-30-73	at Milwaukee	4-0
6-28-73	at Texas	4-0
6-29-73	at California	4-0
8-9-75	at Detroit	1-0
8-10-75	at Detroit	4-0
9-23-76	at Chicago	3-0
9-25-76	California	6-0
9-7-81	Toronto	4-0
9-8-81	Toronto	1-0
9-28-83	Texas	3-0
9-29-83	Texas	2-0
9-15-84	at Texas	1-0
9-16-84	at Texas	2-0
6-26-88	at Oakland	11-0
6-26-88	at Oakland	5-0
6-21-92	Seattle	5-0
6-22-92	California	2-0
5-8-03	at Tampa Bay	5-0
5-9-03	Boston	5-0
7-5-04	Kansas City	9-0
7-6-04	Kansas City	4-0
7-7-04	Kansas City	12-0
9-2-04	Texas	2-0
9-3-04	Kansas City	2-0
7-31-10	Seattle	4-0
8-1-10	Seattle	4-0

OF TWINS

DATE	OPPONENT	SCORE
5-21-61	Cleveland	0-9
5-21-61	Cleveland	0-2
8-10-62	at Los Angeles	0-1
8-11-62	at Los Angeles	0-3
9-10-62	Los Angeles	0-5
9-11-62	Los Angeles	0-9
4-21-63	at Chicago	0-8
4-23-63	at Chicago	0-1
9-25-64	at Los Angeles	0-1
9-26-64	at Los Angeles	0-2
5-3-68	at Cleveland	0-4
5-4-68	at Cleveland	0-2
8-26-68	at Washington	0-1
8-27-68	at Washington	0-2
9-11-68	Cleveland	0-1
9-13-68	at Boston	0-2
5-15-69	Baltimore	0-5
5-17-69	Detroit	0-6
7-4-72	at Boston	0-2
7-5-72	at Boston	0-2
8-27-72	Detroit	0-1
8-28-72	Baltimore	0-2
7-8-73	New York	0-7
7-9-73	Boston	0-2
9-28-74	at California	0-4
9-29-74	at California	0-4
7-19-78	New York	0-2
7-20-78	New York	0-4
9-6-78	Chicago	0-1
9-8-78	Milwaukee	0-3
9-9-78	Milwaukee	0-3
9-18-79	at Chicago	0-1
9-19-79	at Chicago	0-6
5-23-80	at Milwaukee	0-5
5-24-80	at Milwaukee	0-4
4-11-81	Oakland	0-3
4-12-81	Oakland	0-1
8-18-81	at Detroit	0-3
8-19-81	at Detroit	0-4
9-2-83	Baltimore	0-1
9-3-83	Baltimore	0-13
9-7-86	at Boston	0-9
9-8-86	at Kansas City	0-5
8-5-90	at Seattle	0-4
8-6-90	Milwaukee	0-6
4-29-93	at Detroit	0-11
4-30-93	at Baltimore	0-8
8-1-94	Baltimore	0-1
8-2-94	Baltimore	0-10
6-21-96	at Detroit	0-2
6-22-96	at Detroit	0-6
5-10-98	New York	0-7
5-11-98	Baltimore	0-4
9-7-99	Baltimore	0-5
9-8-99	Baltimore	0-10
9-7-02	Oakland	0-2
9-8-02	Oakland	0-6
9-5-11	Chicago	0-4
9-6-11	Chicago	0-3
5-1-12	at Los Angeles	0-4
5-2-12	at Los Angeles	0-9
9-13-13	Tampa Bay	0-3
9-14-13	Tampa Bay	0-7
4-6-15	at Detroit	0-4
4-8-15	at Detroit	0-11

ALL-TIME COMPLETE GAME SHUTOUTS

PITCHER	#
Blyleven	29
Kaat	23
Pascual	18
Perry	17
Chance	11
Goltz	11
Grant	10
Radke	10
Viola	10
Erickson, S.	7
Zahn	7
Boswell	6
Mays	6
Merritt	6
Tapani	6
Smithson	5
Woodson	5
Decker	4
Kralick	4
Milton	4
Santana	4
Stigman	4
Anderson	3
Butcher	3
Corbin	3
Koosman	3
Lohse	3
Pavano	3
Ramos	3
Robertson	3
Singer	3
Baker	2
Duensing	2
Hall	2
Havens	2
Hughes, J.	2
Krueger	2
Morris	2
Reed	2
Silva	2
Slowey	2
Smiley	2
Stange	2
Tewksbury	2
24 pitchers	1
TOTAL	**284**

TWINS ALL-TIME ROSTER

PLAYER	SEASONS
A	
ABBOTT, Paul, p	1990-92
ABERNATHY, Brent, 2b	2005
ACHTER, A.J., p	2014-15
ADAMS, Glenn, of	1977-81
ADAMS, Mike, of	1972-73
AGOSTO, Juan, p	1986
AGUILERA, Rick, p	1989-99
ALBERS, Andrew, p	2013
ALBURY, Vic, p	1973-76
ALDRED, Scott, p	1996-97
ALLEN, Bernie, 2b	1962-66
ALLEN, Chad, of	1999-01
*ALLISON, Bob, of	1961-70
ALTOBELLI, Joe, 1b	1961
ALYEA, Brant, of	1970-71
ANDERSON, Allan, p	1986-91
ARCIA, Oswaldo, of	**2013—**
ARDOIN, Danny, c	2000
ARRIGO, Gerry, p	1961-64
ARROYO, Fernando, p	1980-82
ATHERTON, Keith, p	1986-88
AYALA, Luis, p	2009
B	
BACKMAN, Wally, 2b	1989
BACSIK, Mike, p	1979-80
BAKER, Chuck, ss	1981
BAKER, Doug, ss	1988-90
BAKER, Scott, p	2005-12
BALDWIN, James, p	2003
BALFOUR, Grant, p	2001, 03-05
BANE, Eddie, p	1973, 75-76
*BANKS, George, 3b	1962-64
BANKS, Willie, p	1991-93
BAPTIST, Travis, p	1998
BARNES, John, of	2000-01
BARBER, Steve, p	1970-71
BARTLETT, Jason, ss	2004-07, 14
BASS, Brian, p	2008
BASS, Randy, 1b	1977
BATISTA, Tony, 3b	2006
*BATTEY, Earl, c	1961-67
BAYLOR, Don, of	1987
BEANE, Billy, of	1986-87
BECKER, Rich, of	1993-97
BECQUER, Julio, 1b	1961, 63
BEDROSIAN, Steve, p	1991
BEIMEL, Joe, p	2004
BENNETT, Erik, p	1996
BENSON, Joe, of	2011
BERENGUER, Juan, p	1987-90
BERGMAN, Sean, p	2000
BERNIER, Doug, if	2013-15
*BERTOIA, Reno, 3b	1961
BEST, Karl, p	1988
BETHEA, Bill, 2b	1964
BITTIGER, Jeff, p	1987
BLACKBURN, Nick, p	2007-12
BLAKE, Casey, 3b	2000-02
BLANCO, Henry, c	2004
*BLOOMFIELD, Bud, 2b	1964
BLYLEVEN, Bert, p	1970-76, 85-88
*BOND, Walter, of	1967
BONIKOWSKI, Joe, p	1962
BONSER, Boof, p	2006-09
BOOKER, Greg, p	1989
BOONE, Bret, 2b	2005
BOYER, Blaine, rhp	2015
BORDERS, Pat, c	2004
BORGMANN, Glenn, c	1972-79
BORIS, Paul, p	1982
*BOSTOCK, Lyman, of	1975-77
*BOSWELL, Dave, p	1964-70
BOURQUE, Pat, 1b	1974
BOWEN, Rob, c	2003-04
BOWERS, Shane, p	1997
BOWYER, Travis, p	2005
BRANDON, Darrell, p	1969
BRAUN, Steve, of	1971-76
BREDE, Brent, of	1996-97
BRESLOW, Craig, p	2008-09
*BRETT, Ken, p	1979
BRIGGS, John, of	1975
BRITO, Bernardo, of	1992-93, 95
BROWN, Darrell, of	1983-84
BROWN, Jarvis, of	1991-92
BROWN, Mark, p	1985
*BRUCKBAUER, Fred, p	1961
BRUETT, J.T., of	1992-93
BRUMMETT, Greg, p	1993
BRUNANSKY, Tom, of	1982-88
BRYE, Steve, of	1970-76
BUCHANAN, Brian, of	2000-02
*BULLING, Terry, c	1977
BULLOCK, Eric, of	1988
BURGMEIER, Tom, p	1974-77
BURNETT, Alex, p	2010-12
BURROUGHS, Sean, if	2012
BURTON, Jared, p	2012-14
BURTT, Dennis, p	1985-86
BUSCHER, Brian, 3b	2007-09
BUSH, Randy, of	1982-93
BUTCHER, John, p	1984-86
BUTERA, Drew, c	2010-13
BUTERA, Sal, c	1980-82, 87
BUTLER, Bill, p	1974-75, 77
BUXTON, Byron, of	**2015—**
C	
CABRERA, Orlando, ss	2009
CALI, Carmen, p	2007
CAMPBELL, Bill, p	1973-76
CAMPBELL, Kevin, p	1994-95
CAMPISI, Sal, p	1971
CANDELARIA, John, p	1990
CANIZARO, Jay, 2b	2000-02
CAPPS, Matt, p	2010-12
CARDENAS, Leo, ss	1969-71
CAREW, Rod, 1b	1967-78
CARLTON, Steve, p	1987-88
CARRASCO, Hector, p	1998-2000, 01
CARRITHERS, Don, p	1977
CARROLL, Jamey, if	2012-13
CARSON, Matt, of	2012
CASIAN, Larry, p	1990-94
CASILLA, Alexi, if	2006-12
*CASTILLO, Bobby, p	1982-84
*CASTILLO, Carmelo, of	1989-91
CASTILLO, Luis, 2b	2006-07
CASTINO, John, 2b	1979-84
CASTRO, Juan, ss	2005-06
*CHANCE, Dean, p	1967-69
CHILES, Rich, of	1977-78
CHRISTENSEN, John, of	1988
CIMINO, Pete, p	1965-66
CIRILLO, Jeff, 3b-1b	2007
CLARK, Howie, if	2008
CLARK, Jerald, of	1995
CLARK, Ron, 3b	1966-69
COLABELLO, Chris, 1b	2013-14
COLBRUNN, Greg, 1b	1997
COLE, Alex, of	1994-95
*COLLUM, Jackie, p	1962
COMSTOCK, Keith, p	1984
CONDREY, Clay, p	2010
*CONSOLO, Billy, ss	1961
COOK, Mike, p	1989
COOMER, Ron, 1b-3b	1995-2000
COOPER, Don, p	1981-82
CORBETT, Doug, p	1980-82
CORBIN, Ray, p	1971-75
CORCORAN, Tim, 1b	1981
CORDOVA, Marty, of	1995-99
CORREIA, Kevin, p	2013-14
COTTS, Neal, p	2015
CRAIN, Jesse, p	2004-10
CREDE, Joe, 3b	2009
CRESSEND, Jack, p	2000-02
*CRIDER, Jerry, p	1969
CUBBAGE, Mike, 3b	1976-80
CUDDYER, Michael, if-of	2001-11
CUMMINGS, Midre, of	1999-2000
*CUETO, Bert, p	1961
D	
DAILEY, Bill, p	1963-64
DARNELL, Logan, p	**2014—**
DARWIN, Bob, of	1972-75
DAVID, Andre, of	1984, 86
DAVIDSON, Cleatus, 2b	1999
DAVIDSON, Mark, of	1986-88
DAVIS, Chili, dh	1991-92
DAVIS, Ron, p	1982-86

TWINS ALL-TIME ROSTER

PLAYER	SEASONS
DE VRIES, Cole, p	2012-13
*DECKER, Joe, p	1973-76
DEDUNO, Samuel, p	2012-14
DELANEY, Rob, p	2010
DEMPSEY, Rick, c	1969-72
DePAULA, Julio, p	2007
DESHAIES, Jim, p	1993, 94
DIAMOND, Scott, p	2011-13
DICKEY, R.A., p	2009
DINKELMAN, Brian, if-of	2011
DOBBEK, Dan, of	1961
DOUMIT, Ryan, c	2013
DONOHUE, Jim, p	1962
DOTTER, Gary, p	1961, 63-64
DOZIER, Brian, if	**2012—**
DRUMMOND, Tim, p	1989-90
DUENSING, Brian, p	2009-15
DUFFEY, Tyler, p	**2015—**
DUMATRAIT, Phil, p	2011
DUNN, Steve, 1b	1994-95
DURBIN, J.D., p	2004
DURANT, Mike, c	1996
DUVALL, Mike, p	2001-02
DWYER, Jim, of	1988-89, 90
DYER, Mike, p	1989

E

EDENS, Tom, p	1991-92
EDWARDS, Dave, of	1978-80
EISENREICH, Jim, of	1982-84
ENGLE, Dave, c	1981-85
ERICKSON, Roger, p	1978-82
ERICKSON, Scott, p	1990-95
ESCOBAR, Eduardo, if	**2012—**
ESPINOZA, Alvaro, ss	1984-86
EUFEMIA, Frank, p	1985
EVERETT, Adam, ss	2008
EYRE, Willie, p	2006

F

FAEDO, Lenny, ss	1980-84
FELTON, Terry, p	1979-82
FERRER, Sergio, ss	1974-75
FETTERS, Mike, p	2003
FIEN, Casey, p	**2012—**
FIFE, Dan, p	1973-74
FILSON, Pete, p	1982-86
FIORE, Tony, p	2001-03
FISCHER, Bill, p	1964
FLORES, Randy, p	2010
FLORIMON, Pedro, if	2012-14
FONTENOT, Ray, p	1986
FORD, Dan, of	1975-78
FORD, Lew, of	2003-07
*FORNIELES, Mike, p	1963
FOSNOW, Jerry, p	1964-65
FOX, Matt, p	2010
FRAZIER, George, p	1986-87
FREDERICK, Kevin	2002
FRYER, Eric, c	2013-15
FUENTES, Brian, p	2010
FULD, Sam, of	2014
FULTZ, Aaron, p	2004
FUNDERBURK, Mark, of	1981, 85

G

GABINO, Armando, p	2009
GAETTI, Gary, 3b	1981-90
GAGNE, Greg, ss	1983-92
GARAGOZZO, Keith, p	1994
GARCES, Rich, p	1990, 93
GARDNER, Billy, 2b	1961
GARZA, Matt, p	2006-07
GASSNER, Dave, p	2005
GATES, Brent, 2b-3b	1998-99
GEBHARD, Bob, p	1971-72
GIBSON, Kyle, p	**2013—**
*GIEL, Paul, p	1961
GLADDEN, Dan, of	1987-91
GOLTZ, Dave, p	1972-79
GOMEZ, Carlos, of	2008-09
GOMEZ, Chris, if	2003
GOMEZ, Luis, ss	1974-77
*GOMEZ, Ruben, p	1962
GONZALEZ, German, p	1988-89
GOODWIN, Danny, 1b	1979-81
GORINSKI, Bob, of	1977
GORYL, John, 2b	1962-64
GOZZO, Mauro, p	1992
GRAHAM, Dan, 3b	1979
GRAHAM, JR, p	**2015—**
GRANGER, Wayne, p	1972
GRANT, Jim, p	1964-67
GRAY, Jeff, p	2012
GREEN, Lenny, of	1961-64
GREISINGER, Seth, p	2004
GRZENDA, Joe, p	1969
GUARDADO, Eddie, p	1993-2003, 08
GUERRIER, Matt, p	2004-10, 14
GUTH, Bucky, ss	1972
GUTHRIE, Mark, p	1989-95
GUZMAN, Cristian, ss	1999-04

H

HACKER, Eric, p	2011
HALE, Chip, 2b	1989-90, 93-96
HALL, Jimmie, of	1963-66
HALL, Tom, p	1968-71
HAMM, Pete, p	1970-71
HANSELL, Greg, p	1996
HANDS, Bill, p	1973-74
HARDY, Carroll, of	1967
HARDY, J.J., ss	2010
HARPER, Brian, c	1988-93
HARRIS, Brendan, if	2008-10
HARRIS, Greg, p	1995
HARRISON, Roric, p	1978
HART, Mike, of	1984
HARTLEY, Mike, p	1993
HARTZELL, Paul, p	1979
HATCHER, Mickey, of	1981-86
HAVENS, Brad, p	1981-83
HAWKINS, LaTroy, p	1995-03
HAYDEL, Hal, p	1970-71
HEATON, Neal, p	1986
HEINTZ, Chris, c	2005-07
HENDRIKS, Liam, p	2011-13
HENN, Sean, p	2009
HENRY, Ron, c	1961, 64
HERNANDEZ, Jackie, ss	1967-68
HERNANDEZ, Livan, p	2008
HERNANDEZ, Pedro, p	2013
HERR, Tom, 2b	1988
HERRMANN, Chris, c	2012-15
HICKS, Aaron, of	2013-15
HILL, Donnie, inf	1992
*HILL, Herman, of	1969-70
HISLE, Larry, of	1973-77
HOBBS, Jack, p	1981
HOCKING, Denny, ss	1993-03
HODGE, Ed, p	1984
HOEY, Jim, p	2011-10
HOLLINS, Dave, 3b	1996
HOLLY, Jeff, p	1977-79
HOLM, Steve, c	2011
HOLT, Jim, of	1968-74
HORSMAN, Vince, p	1995
*HOWE, Steve, p	1985
HRBEK, Kent, 1b	1981-94
HUBER, Justin, 1b	2009
HUDSON, Orlando, 2b	2010
HUGHES, Dusty, p	2011
HUGHES, Jim, p	1974-77
HUGHES, Luke, if	2010-12
HUGHES, Phil, p	**2014—**
HUMBER, Philip, p	2008-09
HUNDLEY, Randy, c	1974
HUNTER, Torii, of	1997-2007, 15
HUSKEY, Butch, of	2000

I

*INGRAM, Riccardo, of	1995
*IZQUIERDO, Hank, c	1967

J

JACKSON, Darrell, p	1978-82
JACKSON, Darrin, of	1997
JACKSON, Mike, p	2002
JACKSON, Ron, 1b	1979-81
JACKSON, Roy Lee, p	1986
*JACOBS, Lamar, of	1961
JAMES, Chuck, p	2011
JARVIS, Kevin, p	1997
JENSEN, Marcus, c	2000

TWINS ALL-TIME ROSTER

PLAYER	SEASONS
JEPSEN, Kevin, p	**2015—**
JIMINEZ, Houston, ss	1983-84
JOHNSON, Adam, p	2001, 03
JOHNSON, Dave, p	1977-78
JOHNSON, Kris, p	2014
JOHNSON, Randy, of	1982
JOHNSON, Tom, p	1974-78
JOHNSTON, Greg, of	1980-81
JONES, Garrett, 1b-of	2007
JONES, Jacque, of	1999-05
JONES, Todd, p	2001
JORGENSEN, Ryan, c	2008
JORGENSEN, Terry, 3b	1989, 92-93

K

KAAT, Jim, p	1961-73
KELLER, Ron, p	1966, 68
*KELLY, Pat, of	1967-68
KELLY, Roberto, of	1996-97
KELLY, Tom, 1b	1975
KEPLER, Max, of	**2015—**
KEPPEL, Bobby, p	2009
KIELTY, Bobby, of	2001-03
*KILLEBREW, Harmon, 1b	1961-74
KINDALL, Jerry, 2b	1964-65
KINNEY, Matt, p	2000, 02
KINNUNEN, Mike, p	1980
KIPPER, Bob, p	1992
KLAWITTER, Tom, p	1985
*KLINE, Ron, p	1967
KLINGENBECK, Scott, p	1995-96
KLINK, Joe, p	1987
*KLIPPSTEIN, Johnny, p	1964-66
KNOBLAUCH, Chuck, 2b	1991-97
KOMATSU, Erik, of	2012
KOOSMAN, Jerry, p	1979-81
KORECKY, Bobby, p	2008
KOSCO, Andy, of	1965-67
KOSKIE, Corey, 3b	1998-04
KOSTRO, Frank, of	1964-65, 67-69
*KRALICK, Jack, p	1961-63
KRUEGER, Bill, p	1992
KUBEL, Jason, of	2004-11, 14
KUNTZ, Rusty, of	1983
*KUSICK, Craig, 1b	1973-79

L

LAMB, David, if	2002
LAMB, Mike, 3b	2008
LANDREAUX, Ken, of	1979-80
LARKIN, Gene, 1b	1987-93
LaROCHE, Dave, p	1972
LASHER, Fred, p	1963
LATHAM, Bill, p	1986
LATHAM, Chris, of	1997-99
LAUDNER, Tim, c	1981-89
LAWTON, Matt, of	1995-01
*LEA, Charlie, p	1988
LEACH, Terry, p	1990-91
LeCROY, Matthew, c-1b	2000-05, 07
LEE, Derek, of	1993
LEE, Don, p	1961-62
LEIUS, Scott, 3b	1990-95
*LEMON, Jim, of	1961-63
LEPCIO, Ted, 3b	1961
LEWIS, Jim, p	1983
LINCOLN, Mike, p	1999-2000
LIRIANO, Francisco, p	2005-12
LIRIANO, Nelson, 2b	1990
*LIS, Joe, 1b	1973-74
LITTLE, Jeff, p	1982
LOHSE, Kyle, p	2001-06
LOMBARDOZZI, Steve, 2b	1985-88
LOOK, Bruce, c	1968
*LOWRY, Dwight, c	1988
LUEBBER, Steve, p	1971-72, 76
LUNDSTEDT, Tom, c	1975
LYSANDER, Rick, p	1983-85

M

MAAS, Kevin, 1b	1995
MACHADO, Alejandro, if	2007
MACK, Shane, of	1990-94
MACKANIN, Pete, 2b	1980-81
MACRI, Matt, if	2008
MAHAY, Ron, p	2009-10
MAHOMES, Pat, p	1992-96

PLAYER	SEASONS
MAKSUDIAN, Mike, c-1b	1993
MALONEY, Matt, p	2012
MANNING, Jim, p	1962
MANRIQUE, Fred, 2b	1990
MANSHIP, Jeff, p	2009-12
MANUEL, Charlie, of	1969-72
*MARANDA, Georges, p	1962
MARQUIS, Jason, p	2012
MARSHALL, Mike, p	1978-80
*MARTIN, Billy, 2b	1961
*MARTINEZ, Orlando, ss	1962
MARTINEZ, Tippy, p	1988
MARTIS, Shairon, p	2013
MASON, Mike, p	1988
MASTELLER, Dan, 1b-of	1995
MASTROIANNI, Darin, of	2012-14
MAUER, Joe, c-1b	**2004—**
MAXWELL, Jason, 2b	2000-01
MAY, Trevor, p	**2014—**
MAYS, Joe, p	1999-2005
McCABE, Joe, c	1964
McCARTY, Dave, 1b-of	1993-95
McCRACKEN, Quinton, of	2001
*McDEVITT, Danny, p	1961
McDONALD, Darnell, of	2007
McKAY, Dave, 3b	1975-76
MEARES, Pat, ss	1993-98
MEIER, Dave, of	1984-85
MENDOZA, Minnie, 3b	1970
MERCADO, Orlando, c	1989
MERCED, Orlando, 1b-of	1998
MERRIMAN, Brett, p	1993-94
MERRITT, Jim, p	1965-68
MERULLO, Matt, c	1995
MEYER, Alex, p	**2015—**
MIENTKIEWICZ, Doug, 1b	1998-04
MIJARES, Jose, p	2008-11
MILBOURNE, Larry, 2b	1982
MILCHIN, Mike, p	1996
*MILLER, Bob, p	1968-69
MILLER, Corky, c	2005
MILLER, Damian, c	1997
MILLER, Jason, p	2007
MILLER, Travis, p	1996-02
MILONE, Tommy, p	**2014—**
MILTON, Eric, p	1998-03
*MINCHER, Don, 1b	1961-66
MITCHELL, Bobby, of	1982-83
MITTERWALD, George, c	1966, 68-73
MOELLER, Chad, c	2000
MOHR, Dustan, of	2001-03
MOLITOR, Paul, dh-1b	1996-98
MONROE, Craig, of	2008
*MONZON, Dan, 2b	1972-73
*MOORE, Ray, p	1961-63
MORALES, Jose, c	1978-80
MORALES, Jose, c	2007, 09-10
MORALES, Kendrys, dh-1b	2014
MORGAN, Mike, p	1998
MORILLO, Juan, p	2009
MORNEAU, Justin, 1b	2003-13
MORRIS, Danny, p	1968-69
MORRIS, Jack, p	1991
MORRIS, Warren, if	2002
MOSES, John, of	1988-90
MOTA, Danny, p	2000
MULHOLLAND, Terry, p	2004-05
MULVEY, Kevin, p	2009
MUNOZ, Oscar, p	1995
MUNOZ, Pedro, of	1990-95
MYERS, Greg, c	1996-97

N

NAKAMURA, Micheal, p	2003
NARAGON, Hal, c	1961-62
NASH, Cotton, 1b	1969-70
NATHAN, Joe, p	2004-11
NAULTY, Dan, p	1996-98
NEAGLE, Denny, p	1991
NELSON, Mel, p	1965, 67
NESHEK, Pat, p	2006-10
NETTLES, Graig, of	1967-69
NETTLES, Jim, of	1970-72
NEVIN, Phil, dh	2006
NEWMAN, Al, if	1987-91
*NIEKRO, Joe, p	1987-88
NIEMANN, Randy, p	1987

TWINS ALL-TIME ROSTER

PLAYER	SEASONS
NIESON, Chuck, p	1964
NIETO, Tom, c	1987-88
NISHIOKA, Tsuyoshi, if	2011-12
NIXON, Otis, of	1998
NIXON, Russ, c	1966-67
NOLASCO, Ricky, p	**2014—**
NORTON, Tom, p	1972
NORWOOD, Willie, of	1977-80
NOSSEK, Joe, of	1964-66
NUNEZ, Eduardo, if	**2014—**

O

OCHOA, Alex, of	1998
O'CONNOR, Jack, p	1981-84
O'ROURKE, Ryan, p	**2015—**
OELKERS, Bryan, p	1983
OFFERMAN, Jose, if	2004
OJEDA, Augie, if	2004
OLIVA, Tony, of	1962-76
OLIVERAS, Francisco, p	1989
OLIVEROS, Lester, p	2011-14
OLLOM, Jim, p	1966-67
OLSON, Greg, c	1989
OLSON, Gregg, p	1997
OROSCO, Jesse, p	2003
ORTIZ, David, 1b	1997-02
ORTIZ, Junior, c	1990-91
ORTIZ, Ramon, p	2007

P

PACELLA, John, p	1982
PAGLIARULO, Mike, 3b	1991-93
*PALMQUIST, Ed, p	1961
PARKS, Derek, c	1992-94
PARMELEE, Chris, 1b-of	2011-14
PARRA, Jose, p	1995-96
PASCUAL, Camilo, p	1961-66
PASHNICK, Larry, p	1984
*PASTORE, Frank, p	1986
PAVANO, Carl, p	2009-12
PAZIK, Mike, p	1975-77
PELFREY, Mike, p	2013-15
PERDOMO, Luis	2012
PERKINS, Dan, p	1999
PERKINS, Glen, p	**2006—**
PERLOZZO, Sam, 2b	1977
PERRANOSKI, Ron, p	1968-71
PERRY, Jim, p	1963-72
PERZANOWSKI, Stan, p	1978
PETTIBONE, Jay, p	1983
PIERZYNSKI, A.J., c	1998-03
PINO, Yohan, p	2014
PINTO, Josmil, c	2013-15
PITTARO, Chris, 2b	1986-87
PLEIS, Bill, p	1961-66
PLOUFFE, Trevor, if	**2010—**
POEPPING, Mike, of	1975
POLANCO, Jorge, if	**2014—**
PONSON, Sidney, p	2007
PORTUGAL, Mark, p	1985-88
*POST, Wally, of	1963
POWELL, Hosken, of	1978-81
POWELL, Paul, of	1971
*POWER, Vic, 1b	1962-64
PRESLEY, Alex, of	2013
PRESSLY, Ryan, p	**2013—**
PRIDIE, Jason, of	2008
PRIETO, Alex, if	2003-04
PRINCE, Tom, c	2001-03
*PUCKETT, Kirby, of	1984-95
PULIDO, Carlos, p	1994, 03
PUNTO, Nick, if	2004-10
PUTNAM, Pat, 1b	1984

Q

QUILICI, Frank, 2b	1965, 67-70
QUINLAN, Tom, 3b	1996
QUINONES, Luis, if	1992

R

RAABE, Brian, 2b	1995-96
RABE, Josh, of	2006-07
RADKE, Brad, p	1995-06
RADLOSKY, Rob, p	1999
RAMIREZ, Wilkin, of	2013
RAMOS, Pedro, p	1961
RAMOS, Wilson, c	2010
RANDALL, Bob, 2b	1976-80
RATH, Gary, p	1999
RATLIFF, Paul, c	1963, 70-71
RAUCH, Jon, p	2009-10
RAWLEY, Shane, p	1989
REARDON, Jeff, p	1987-89
REBOULET, Jeff, if	1992-96
REDFERN, Pete, p	1976-82
REDMAN, Mark, p	1999-01
REDMOND, Mike, c	2005-09
REED, Darren, of	1992
REED, Jeff, c	1984-86
REED, Rick, p	2001-03
REESE, Rich, 1b	1964-73
RENICK, Rick, 3b	1968-72
REPKO, Jason, of	2010-11
RESTOVICH, Michael, of	2002-04
REVERE, Ben, of	2010-12
REYES, Dennys, p	2006-08
RINCON, Juan, p	2001-08
RITCHIE, Todd, p	1997-98
RIVAS, Luis, 2b	2000-05
RIVERA, Bombo, of	1978-80
RIVERA, Rene, c	2011
ROA, Joe, p	2004
ROBERTSON, Rich, p	1995-97
ROBERTSON, Tyler, p	2012-13
ROBINSON, Shane, of	2015
RODRIGUEZ, Frank, p	1995-98
RODRIGUEZ, Jose, p	2002
RODRIGUEZ, Luis, if	2005-07
RODRIGUEZ, Vic, 3b	1989
ROENICKE, Josh, p	2013
ROGERS, Kenny, p	2003
ROGGENBURK, Gary, p	1963, 65-66
*ROLAND, Jim, p	1962-64, 66-68
ROLLINS, Rich, 3b	1961-68
ROMERO, J.C., p	1999-05
ROOF, Phil, c	1971-76
ROSARIO, Eddie, of	**2015—**
*ROSEBORO, John, c	1968-69
RUIZ, Randy, 1b	2008
RYAN, Jason, p	1999-2000
RYAN, Michael, of	2002-05

S

*SADOWSKI, Ted, p	1961-62
SALAS, Mark, c	1985-87
SAMPSON, Benj, p	1998-99
SANCHEZ, Alex, of	1986
SANDERS, Ken, p	1973
SANFORD, Mo, p	1995
SANTANA, Danny, if/of	**2014—**
SANTANA, Ervin, p	**2015—**
SANTANA, Johan, p	2000-07
SANO, Miguel, if/of	**2015—**
SAVAGE, Jack, p	1990
SCARCE, Mac, p	1978
SCHAFER, Jordan, of	2014-15
SCHATZEDER, Dan, p	1987, 88
*SCHROLL, Al, p	1961
SCHROM, Ken, p	1983-85
SCHUELER, Ron, p	1977
SCHULLSTROM, Erik, p	1994-95
SEARS, Todd, 1b	2002-03
SERAFINI, Dan, p	1996-98
SERUM, Gary, p	1977-79
SEVCIK, John, c	1965
SHAVE, Jon, 3b	1998
SHELLENBACK, Jim, p	1977
SHIELDS, Steve, p	1989
SHIFFLETT, Garland, p	1964
SIEBLER, Dwight, p	1963-67
SIERRA, Ruben, of	2006
SILVA, Carlos, p	2004-06
SINGER, Bill, p	1976
SLAMA, Anthony, p	2010-11
SLOWEY, Kevin, p	2007-11
SMALLEY, Roy, ss	1976-82, 85-87
SMITH, Mike, p	2006
SMITH, Ray, c	1981-83
SMITH, Roy, p	1986-90
SMITHSON, Mike, p	1984-87
SMILEY, John, p	1992
SNYDER, Jim, 2b	1961-62, 64
SODERHOLM, Eric, 3b	1971-75
SOFIELD, Rick, of	1979-81
SORRENTO, Paul, 1b	1989-91

TWINS ALL-TIME ROSTER

PLAYER	SEASONS
SPAN, Denard, of	2008-12
SPEIER, Chris, ss	1984
STAHOVIAK, Scott, 1b	1993, 95-98
STANFIELD, Kevin, p	1979
STANGE, Lee, p	1961-64
STAUFFER, Tim, p	2015
ST. CLAIRE, Randy, p	1989
STEINBACH, Terry, c	1997-99
STENHOUSE, Mike, of	1985
STEPHEN, Buzz, p	1968
STEVENS, Dave, p	1994-97
STEWART, Shannon, of	2003-06
STIGMAN, Dick, p	1962-65
*STOBBS, Chuck, p	1961
STRAKER, Les, p	1987-88
STRICKLAND, Jim, p	1971-73
*SULLIVAN, Frank, p	1962-63
SUTTON, John, p	1978
SUZUKI, Kurt, c	**2014—**
SWARZAK, Anthony, p	2009, 11-14
SWINDELL, Greg, p	1997-98

T

TAPANI, Kevin, p	1989-95
TERRELL, Jerry, ss	1973-77
TEUFEL, Tim, 2b	1983-85
TEWKSBURY, Bob, p	1997-98
THAYER, Greg, p	1978
THIELBAR, Caleb, p	2013-15
THOMAS, Brad, p	2001, 03
THOMAS, Clete, of	2012-13
THOMAS, George, of	1971
THOME, Jim, if	2010-11
THOMPSON, Aaron, p	2014-15
*THOMPSON, Danny, ss	1970-76
THORMODSGARD, Paul, p	1977-79
TIANT, Luis, p	1970
TIFFEE, Terry, 3b	2004-06
TISCHINSKI, Tom, c	1969-71
TOLBERT, Matt, if	2008-11
TOLIVER, Fred, p	1988-89
TONKIN, Michael, p	**2013—**
TORVE, Kelvin, 1b	1988
TOSONI, Rene, of	2011
*TOVAR, Cesar, of	1965-72
TROMBLEY, Mike, p	1992-99, 2002
TSAMIS, George, p	1993
TUNNELL, Lee, p	1989
*TUTTLE, Bill, of	1961-63
TYNER, Jason, of	2005-07

U

*UHLAENDER, Ted, of	1965-69
ULLGER, Scott, 1b	1983

V

VALDESPINO, Sandy, of	1965-67
VALDIVIELSO, Jose, ss	1961
VALENCIA, Danny, if	2010-12
VALENTIN, Javier, c	1997-99, 2002
*VALO, Elmer, of	1961
VARGAS, Kennys, dh-1b	**2014—**
VASQUEZ, Esmerling, p	2012
VEGA, Jesus, 1b	1979-80, 82
VERHOEVEN, John, p	1980-81
*VERSALLES, Zoilo, ss	1961-67
*VESELIC, Bob, p	1980-81
VIOLA, Frank, p	1982-89

PLAYER	SEASONS

W

WALBECK, Matt, c	1994-96
WALDROP, Kyle, p	2011-12
WALKER, Todd, 3b	1996-00
WALTERS, Charley, p	1969
WALTERS, Mike, p	1983-84
WALTERS, P.J. p	2012-13
WALTON, Danny, of	1973, 75
WARD, Gary, of	1979-83
*WARD, Jay, 3b	1963-64
WARDLE, Curt, p	1984-85
WASHINGTON, Ron, ss	1981-86
WATKINS, Scott, p	1995
WATKINS, Tommy, if	2007
WAYNE, Gary, p	1989-92
WEBSTER, Lenny, c	1989-93
WELLS, Bob, p	1999-02
WELLS, Boomer, 1b	1982
*WERTZ, Vic, 1b	1963
WEST, David, p	1989-92
*WHISENANT, Pete, of	1961
WHITBY, Bill, p	1964
WHITE, Rondell, of	2006-07
WHITEHOUSE, Len, p	1983-85
WILEY, Mark, p	1975
WILFONG, Rob, 2b	1977-82
WILLIAMS, Al, p	1980-84
*WILLIAMS, Don, p	1963
WILLIAMS, Glenn, 3b	2005
WILLIAMS, Stan, p	1970-71
WILLINGHAM, Josh, of	2012-14
WILLIS, Carl, p	1991-95
WILSON, Tack, of	1983
WINFIELD, Dave, of	1993-94
WINN, Jim, p	1988
WOLFE, Larry, 3b	1977-78
WOODS, Al, of	1986
WOODSON, Dick, p	1969-70, 72-74
WORLEY, Vance, p	2013
WORTHINGTON, Al, p	1964-69
WYNEGAR, Butch, c	1976-82

Y

YETT, Richard, p	1985, 90
YOUNG, Delmon, of	2008-11

Z

ZAHN, Geoff, p	1977-80
ZEPP, Bill, p	1969-70
*ZIMMERMAN, Jerry, c	1962-68

(* — deceased.) **767 Players**

DID YOU *Know?*

...that Roy Smalley, Chili Davis and Ryan Doumit are the only three Twins ever to hit home runs from both sides of the plate in the same game. Smalley connected left-handed in the third inning off Boston's Rob Woodward and right-handed in the seventh off Joe Sambito May 30, 1986 in the Metrodome. Davis hit his first right-handed in the sixth inning off Kansas City's Chris Haney and left-handed in the eighth off Steve Shifflett October 2, 1992 at Kauffman Stadium. Doumit hit his first left-handed in the second inning off Kansas City's Jeremy Guthrie and right-handed in the sixth inning off Tim Collins July 22, 2012 at Kauffman Stadium.

TWINS UNIFORM NUMBERS – 1961–2015

0

Junior Ortiz, 1990-91

1

Reno Bertoia, 1961
Billy Martin, 1961
Bernie Allen, 1963-64
Billy Martin, 1965-68 (Coach)
Billy Martin, 1969 (Manager)
Eric Soderholm, 1971-72
Rich Reese, 1973
Sergio Ferrer, 1974-75
Jerry Terrell, 1975-77
Larry Wolfe, 1978
Jesus Vega, 1980
Tim Corcoran, 1981
Ray Smith, 1982
Houston Jimenez, 1983
Alvaro Espinoza, 1984-86
John Moses, 1988-90
Jarvis Brown, 1991-92
Alex Cole, 1994-95
Otis Nixon, 1998
Jay Canizaro, 2000, 02
Jason Kubel, 2004
Luis Castillo, 2006-07
Orlando Hudson, 2010
Tsuyoshi Nishioka, 2011-12
Alex Presley, 2013
Sam Fuld, 2014
Jordan Schafer, 2014-15

2

Zoilo Versalles, 1961-67
Frank Kostro, 1968-69
Graig Nettles, 1969
Frank Crosetti, 1970-71 (Coach)
Bobby Darwin, 1972-75
John Briggs, 1975
Craig Kusick, 1975
Steve Braun, 1976
Randy Bass, 1977
John Castino, 1979-84
Chris Pittaro, 1986-87
Wally Backman, 1989
Nelson Liriano, 1990
Donnie Hill, 1992
Pat Meares, 1993-98
Luis Rivas, 2000-05
Denard Span, 2008-12
Brian Dozier, 2013-15

3

Harmon Killebrew, 1961-74
Number retired in honor of Killebrew in 1975

4

Bob Allison, 1961-70
Steve Braun, 1971-75
Gene Mauch, 1976-80 (Manager)
Mark Funderburk, 1981
Jim Eisenreich, 1982-84
Chris Speier, 1984
Steve Lombardozzi, 1985-88
Orlando Mercado, 1989
Chip Hale, 1990-95
Paul Molitor, 1996-98
Paul Molitor, 2000-01, 03 (Coach)
Augie Ojeda, 2004
Paul Molitor, 2014-15 (Coach/Manager)

5

Jose Valdivielso, 1961
Don Mincher, 1962-66
Russ Nixon, 1967
Bob Oldis, 1968 (Coach)
Leo Cardenas, 1969-70
Danny Thompson, 1970-76
Roy Smalley, 1976-82, 85-87
Ray Smith, 1983
Houston Jimenez, 1984
Jim Dwyer, 1988-90
Pedro Munoz, 1990-95
Roberto Kelly, 1996-97
Brent Gates, 1998-99
Michael Cuddyer, 2001-11
Eduardo Escobar, 2012-15

6

Billy Consolo, 1961
Ted Lepcio, 1961
Jim Snyder, 1962
Vic Wertz, 1963
Tony Oliva, 1964-75
Tony Oliva, 1976 (Player-Coach)
Tony Oliva, 1977-78, 85-91 (Coach)
Number retired in honor of Oliva in 1991

7

Lenny Green, 1961-64
Jimmie Hall, 1964-66
Frank Quilici, 1967-70
Paul Ray Powell, 1971
Jim Nettles, 1971-72
Jerry Terrell, 1973-74
Danny Walton, 1975
Dave McKay, 1975-76
Rob Wilfong, 1977-82
Larry Milbourne, 1982
Boomer Wells, 1982
Scott Ullger, 1983
Dave Meier, 1984-85
Greg Gagne, 1987-92
Denny Hocking, 1993-2003
Joe Mauer, 2004-15

8

Hal Naragon, 1961
Johnny Goryl, 1963-64
Bernie Allen, 1965
Andy Kosco, 1965-66
Ron Clark, 1967-69
Paul Ratliff, 1970-71
Phil Roof, 1971-76
Glenn Adams, 1977-81
Gary Gaetti, 1982-90
David McCarty, 1993-95
Ron Coomer, 1996-2000
Quinton McCracken, 2001
Javier Valentin, 2002
Chris Gomez, 2003
Nick Punto, 2004-10
Jamey Carroll, 2012-13
Kurt Suzuki, 2014-15

9

Billy Gardner, 1961
Rich Rollins, 1961-68
Charlie Manuel, 1969-72
Larry Hisle, 1973-77
Bombo Rivera, 1978-80
Mickey Hatcher, 1981-86
Gene Larkin, 1987-93
Matt Walbeck, 1995-96
Orlando Merced, 1998
A. J. Pierzynski, 1998-99
Jason Maxwell, 2000-01
Steve Liddle, 2002-12 (Coach)
Ryan Doumit, 2013
Eduardo Nunez, 2014-15

10

Earl Battey, 1961-67
John Roseboro, 1968
Rick Renick, 1968-72
Joe Lis, 1973-74
Pat Bourque, 1974
Lyman Bostock, 1975-77
Hosken Powell, 1978-81
Bobby Mitchell, 1982-83
Jeff Reed, 1984-86
Tom Kelly, 1987-01 (Manager)
Number retired in honor of Kelly in 2012

11

Ron Henry, 1961
George Banks, 1962-64
Frank Kostro, 1964-65
Frank Quilici, 1965
Bernie Allen, 1966
Ted Uhlaender, 1967-69
Brant Alyea, 1970-71
Steve Brye, 1972-76
Terry "Bud" Bulling, 1977
Sal Butera, 1980-82
Rusty Kuntz, 1983
Tim Teufel, 1983-85
Al Woods, 1986
Tom Nieto, 1987-88
Greg Olson, 1989
Chuck Knoblauch, 1991-97
Jacque Jones, 1999-05
Josh Rabe, 2006-07
Jason Pridie, 2008-09
Ben Revere, 2011-12
Clete Thomas, 2013
Jason Barlett, 2014
Jorge Polanco, 2014-15

12

Bernie Allen, 1962-63
Ron Henry, 1964
Joe McCabe, 1964
Cesar Tovar, 1965-72
Danny Walton, 1973
Eric Soderholm, 1973-76
Rich Chiles, 1977-78
Rick Sofield, 1979-81
Lenny Faedo, 1982-84
Tack Wilson, 1983
Mark Salas, 1985-87
Brian Harper, 1988-93
Matt Merullo, 1995
Chip Hale, 1996
Todd Walker, 1997-2000
Danny Ardoin, 2000
Tom Prince, 2001-03
Michael Ryan, 2004-05
Jason Tyner, 2006-07
Adam Everett, 2008
Alexi Casilla, 2010-12
Chris Herrmann, 2013-15

13

Bill Tuttle, 1961-62
Rich Reese, 1964-65
John Roseboro, 1968-69
Dick Woodson, 1972-74
Tom Lundstedt, 1975
Mike Pagliarulo, 1991-93
Todd Walker, 1996
Jerry White, 1999-2012 (Coach)
Jason Kubel, 2014
Gene Glynn, 2015 (Coach)

14

Pedro Ramos, 1961
Sam Mele, 1961-67 (Manager)
Danny Monzon, 1972-73
Glenn Borgmann, 1974-79
Pete Mackanin, 1980-81
Kent Hrbek, 1982-94
Number retired in honor of Hrbek in 1995

TWINS UNIFORM NUMBERS – 1961–2015

15

Jack Kralick, 1961-63
Bill Dailey, 1963-64
Al Worthington, 1964-68
George Mitterwald, 1969-73
Randy Hundley, 1974
Dan Ford, 1975-78
Ron Jackson, 1979-81
Tim Laudner, 1981-89
Lenny Webster, 1991-93
Ron Coomer, 1995
Dave Hollins, 1996
Darrin Jackson, 1997
Jon Shave, 1998
Cristian Guzman, 1999-2004
Brent Abernathy, 2005
Phil Nevin, 2006
Glen Perkins, 2008-15

16

Bert Cueto, 1961
Johnny Goryl, 1962
Joe Nossek, 1964
Jerry Kindall, 1964-65
Ted Uhlaender, 1966
Frank Kostro, 1967
Ron Perranoski, 1968-71
Bob Gebhard, 1971-72
Dan Fife, 1973-74
Tom Kelly, 1975
Eddie Bane, 1975
Butch Wynegar, 1979-82
Frank Viola, 1982-89
Bob Kipper, 1992
Derek Parks, 1992-94
Dan Masteller, 1995
Dan Serafini, 1996-98
Midre Cummings, 1999-2000
Doug Mientkiewicz, 2001-04
Glenn Williams, 2005
Jason Kubel, 2006-11
Josh Willingham, 2012-14

17

Camilo Pascual, 1961-66
Jim Merritt, 1967
Joe Grzenda, 1969
Leo Cardenas, 1970-71
Dave LaRoche, 1972
Bill Hands, 1973
Bill Butler, 1974-75
Pete Redfern, 1976-82
Bryan Oelkers, 1983
Eddie Hodge, 1984
Dennis Burtt, 1985-86
Les Straker, 1987-88
Rick Aguilera, 1989
Fred Manrique, 1990
Larry Casian, 1991
Jeff Reboulet, 1992-96
Greg Swindell, 1997-98
Dustan Mohr, 2001-03
Alex Prieto, 2004
Juan Castro, 2005-06
Pat Neshek, 2006-10
Lester Oliveros, 2011-12
Kendrys Morales, 2014
Doug Bernier, 2013-15

18

Paul Giel, 1961
Danny McDevitt, 1961
Dick Stigman, 1962-65
Rich Reese, 1966
Jim Ollom, 1967
Tom Hall, 1968
Dick Woodson, 1969
Bill Rigney, 1970-72 (Manager)
Eddie Bane, 1973, 76
Mike Pazik, 1975
Mark Wiley, 1975
Don Carrithers, 1977
Greg Thayer, 1978
Paul Hartzell, 1979
Greg Johnston, 1980
Ray Smith, 1981
Terry Felton, 1982
Ken Schrom, 1983-85
Alejandro Sanchez, 1986
Don Baylor, 1987
Tom Herr, 1988
Kelvin Torve, 1988
Shane Rawley, 1989
Paul Sorrento, 1991
Darren Reed, 1992
Eddie Guardado, 1993-2003, 08
Jason Bartlett, 2004-07
Matt Macri, 2008
Luis Ayala, 2009
Orlando Cabrera, 2009
Jason Repko, 2010-11
Ryan Doumit, 2012
Bobby Cuellar, 2013-14 (Coach)
Eddie Guardado, 2015 (Coach)

19

Jim Donohue, 1962
Bill "Shorty" Pleis, 1962-66
Jim Roland, 1967-68
Al Worthington, 1969
Herman Hill, 1970
Sal Campisi, 1971
Jim Strickland, 1971-73
Tom Burgmeier, 1974-77
Roger Erickson, 1978-82
John Pacella, 1982
Rick Lysander, 1983-85
Larry Pashnick, 1984
Roy Smith, 1986
Randy Niemann, 1987
Mark Portugal, 1988
Larry Casian, 1990
Scott Erickson, 1991-95
Greg Hansell, 1996
Bob Tewksbury, 1997
Mike Lincoln, 1999-00
Grant Balfour, 2001, 03-04
Mike Trombley, 2002
Mike Smith, 2006
Sidney Ponson, 2007
Howie Clark, 2008
Justin Huber, 2009
Danny Valencia, 2010-11
Darin Mastroianni, 2012-14
Kennys Vargas, 2014-15

20

Don Lee, 1961-62
Frank Sullivan, 1962-63
Lee Stange, 1963-64
Bill Bethea, 1964
John Sevcik, 1965
Russ Nixon, 1966-67
Rich Reese, 1967-72
Ken Sanders, 1973
Vic Albury, 1973-76
Gary Serum, 1977-79
Bob Veselic, 1980
Dave Engle, 1981-85
Billy Beane, 1986-87
Mike Mason, 1988
John Christensen, 1988
Vic Rodriguez, 1989
Jack Savage, 1990
Pat Mahomes, 1992-96
Travis Miller, 1997-2002
Jose Rodriguez, 2002
Lew Ford, 2003-07
Matt Tolbert, 2008-11
Brian Dozier, 2012
Josh Roenicke, 2013
Chris Colabello, 2014
Eddie Rosario, 2015

21

Ray Moore, 1961-63
Garland "Duck" Shifflett, 1964
Bill Fischer, 1964
Gary Dotter, 1964
Bernie Allen, 1966
Walter Bond, 1967
Hank Izquierdo, 1967
Bob Miller, 1968
Tom Hall, 1969-71
Wayne Granger, 1972
Joe Decker, 1973-76
Tom Johnson, 1976-78
Jeff Holly, 1979
Terry Felton, 1979
Len Faedo, 1980-81
Greg Johnston, 1981
Jesus Vega, 1982
Jim Lewis, 1983
Keith Comstock, 1984
Andre David, 1984, 86
George Frazier, 1987
Doug Baker, 1988-90
Mike Trombley, 1992-99
Eric Milton, 2000-03
Henry Blanco, 2004
Bret Boone, 2005
Jason Tyner, 2005
Ruben Sierra, 2006
Matt Garza, 2006-07
Delmon Young, 2008-11
Jason Marquis, 2012
Samuel Deduno, 2012-14
Shane Robinson, 2015

22

Dan Dobbek, 1961
Jerry Zimmerman, 1962-68
Jerry Zimmerman, 1967 (Player-Coach)
Tom Tischinski, 1969-71
Tom Norton, 1972
Craig Kusick, 1974-79
John Briggs, 1975
John Verhoeven, 1980-81
Randy Johnson, 1982
Len Whitehouse, 1983-85
Keith Atherton, 1986-88
Carmelo Castillo, 1989-91
Bill Krueger, 1992
George Tsamis, 1993
Carlos Pulido, 1994
Brad Radke, 1996-2006
Carlos Gomez, 2008-09
Danny Valencia, 2012
Matt Carson, 2012
Wilkin Ramirez, 2013
Tim Stauffer, 2015
Miguel Sano, 2015

23

Jim Lemon, 1961-63
Dave Boswell, 1965-70
Ray Corbin, 1971-75
Steve Luebber, 1976
Paul Thormodsgard, 1977-79
Doug Corbett, 1980-82
Pete Filson, 1982-86
Roy Lee Jackson, 1986
Roy Smith, 1987-90
Willie Banks, 1991-93
Matt Walbeck, 1994
Greg Harris, 1995
Tom Quinlan, 1996
Todd Ritchie, 1997
Benj Sampson, 1999
Bobby Kielty, 2001-03
Shannon Stewart, 2003-06
Matthew LeCroy, 2007

TWINS UNIFORM NUMBERS – 1961–2015

Brendan Harris, 2008-10
Rene Tosoni, 2011
Chris Herrmann, 2012
Tom Brunansky, 2013-15 (Coach)

24

Pete Whisenant, 1961
Ed Palmquist, 1961
Paul Ratliff, 1963
Joe Nossek, 1965-66
Ron Clark, 1966
Andy Kosco, 1967
Jackie Hernandez, 1967-68
Darrell Brandon, 1969
Steve Barber, 1970-71
Pete Hamm, 1971
George Thomas, 1971
Glenn Borgmann, 1972
Bill Campbell, 1973-76
Willie Norwood, 1977-80
Chuck Baker, 1981
Tom Brunansky, 1982-88
Shane Mack, 1990-94
Kevin Maas, 1995
Riccardo Ingram, 1995
Greg Myers, 1996-97
Travis Baptist, 1998
Matthew LeCroy, 2000-05
Rondell White, 2006-07
Mike Lamb, 2008
Joe Crede, 2009
Trevor Plouffe, 2010-15

25

Lamar Jacobs, 1961
Jim Roland, 1964
John Sevcik, 1965
Dwight Siebler, 1965-67
Pat Kelly, 1967-68
Bruce Look, 1968
Bill Zepp, 1969-70
Rick Dempsey, 1971-72
Mike Adams, 1972-73
Luis Gomez, 1974-77
Danny Goodwin, 1979-81
Randy Bush, 1982-93
Rich Becker, 1993-97
Alex Ochoa, 1998
Doug Mientkiewicz, 1999-2000
Joe Mays, 2001-03, 05
Alexi Casilla, 2006-09
Jim Thome, 2010-11
Erik Komatsu, 2012
Pedro Florimon, 2012-14
Byron Buxton, 2015

26

Jay Ward, 1963
Bud Bloomfield, 1964
Jerry Fosnow, 1964-65
Jim Merritt, 1965-68
Mel Nelson, 1967
Jim Holt, 1970-74
Mike Poepping, 1975
Mike Pazik, 1976
Mike Cubbage, 1976-80
Kent Hrbek, 1981
Darrell Brown, 1983-84
Frank Eufemia, 1985
Al Newman, 1987-91
J. T. Bruett, 1992-93
Brian Raabe, 1995-96
Kevin Jarvis, 1997
Javier Valentin, 1997-99
A. J. Pierzynski, 2000-03
Pat Borders, 2004
Boof Bonser, 2006-09
Jose Morales, 2010
Brian Dinkelman, 2011
Eric Fryer, 2014-15

27

Chuck Stobbs, 1961
Gary Dotter, 1963
Ruben Gomez, 1962
Mike Fornieles, 1963
Johnny Klippstein, 1965-66
Ron Kline, 1967
Danny Morris, 1968-69
Charley Walters, 1969
Jerry Crider, 1969
Minnie Mendoza, 1970
Bucky Guth, 1972
Glenn Borgmann, 1973
Dave Johnson, 1977-78
Mike Bacsik, 1979-80
Al Williams, 1980
Brad Havens, 1981-83
Mark Brown, 1985
Mark Davidson, 1986-88
Lee Tunnell, 1989
Terry Jorgensen, 1992-93
Mike Durant, 1996
David Ortiz, 1997-2002
Justin Morneau, 2003-05
Willie Eyre, 2006
Jeff Cirillo, 2007
Matt Macri, 2008
J.J. Hardy, 2010
Steve Holm, 2011
Chris Parmelee, 2012-14

28

Don Mincher, 1961
Pedro Ramos, 1961
Vic Power, 1962-64
Sandy Valdespino, 1965-67
Graig Nettles, 1968
Bert Blyleven, 1970-76, 85-88
Jim Shellenback, 1977
Mac Scarce, 1978
Mike Marshall, 1978-80
Al Williams, 1980-84
Chris Latham, 1998-99
Marcus Jensen, 2000
Jack Cressend, 2001-02
Jesse Crain, 2004-10
Number retired in honor of Blyleven in 2011

29

Julio Becquer, 1961
Fred Lasher, 1963
Wally Post, 1963
Chuck Nieson, 1964
Mel Nelson, 1965
George Mitterwald, 1966
Rod Carew, 1967-78
Number retired in honor of Carew in 1987

30

Jimmie Hall, 1963-64
Jay Ward, 1964
Garry Roggenburk, 1965-66
Jim Ollom, 1966
Carroll Hardy, 1967
Hal Haydel, 1970-71
Dave Goltz, 1972-79
Fernando Arroyo, 1980-82
Paul Boris, 1982
Mike Walters, 1983-84
Steve Howe, 1985
Juan Agosto, 1986
Jeff Bittiger, 1987
Francisco Oliveras, 1989
Terry Leach, 1990-91
Gregg Olson, 1997
Mike Morgan, 1998
Brian Buchanan, 2000-02
James Baldwin, 2003
Jose Offerman, 2004
Scott Baker, 2005-12
Kevin Correia, 2013-14

31

Bill Dailey, 1963
Jim Perry, 1963-72
Jim Hughes, 1974-77
Darrell Jackson, 1978-82
Ken Brett, 1979
Mike Hart, 1984
Greg Gagne, 1984-86
Dan Schatzeder, 1987
Fred Toliver, 1988-89
Scott Leius, 1990-95
Dan Naulty, 1996-98
Chad Allen, 1999-01
Rick Reed, 2001-03
J. D. Durbin, 2004
Darnell McDonald, 2007
Juan Morillo, 2009
Alex Burnett, 2010-12
Oswaldo Arcia, 2013-15

32

Elmer Valo, 1961
Garry Roggenburk, 1963
Jim Roland, 1966
Dean Chance, 1967-69
Dick Woodson, 1970
Steve Luebber, 1971-72
Tom Johnson, 1975
Bobby Randall, 1976-80
Gary Ward, 1980-83
John Butcher, 1984-86
Neal Heaton, 1986
Dan Gladden, 1987-91
Dave Winfield, 1993-94
LaTroy Hawkins, 1995-2003
Terry Tiffee, 2004-06
Brian Buscher, 2007-09
Ron Mahay, 2010
Rene Rivera, 2011
Aaron Hicks 2013-15

33

Joe Bonikowski, 1962
Jackie Collum, 1962
Ruben Gomez, 1962
Fred Lasher, 1963
Jim "Mudcat" Grant, 1964-67
Luis Tiant, 1970
Pete Hamm, 1971
Mike Pazik, 1977
Mike Marshall, 1978
Dave Edwards, 1978-80
Jack O'Connor, 1981-84
Mike Stenhouse, 1985
Frank Pastore, 1986
Sal Butera, 1987
Tom Herr, 1988
Mike Cook, 1989
Bernardo Brito, 1992-93, 95
Frank Rodriguez, 1995-98
J. C. Romero, 1999-2005
Justin Morneau, 2006-13
Tommy Milone, 2015

34

Jim Roland, 1963
Dwight Siebler, 1964
Ron Clark, 1966
Ted Uhlaender, 1966
Pete Hamm, 1970
Jim Nettles, 1970
Ron Schueler, 1977
Jose M. Morales, 1978-80
Don Cooper, 1981-82
Kirby Puckett, 1984-95
Number retired in honor of Puckett in 1997

TWINS UNIFORM NUMBERS – 1961–2015

35

Ted Sadowski, 1961
Joe Altobelli, 1961
Gerry Arrigo, 1963-64
Pete Cimino, 1966
Ron Keller, 1966
Graig Nettles, 1967
Stan Williams, 1970-71
Bob Gorinski, 1977
Gary Ward, 1979
Mike Kinnunen, 1980
Bob Veselic, 1981
Jay Pettibone, 1983
Pat Putnam, 1984
Tom Klawitter, 1985
Bill Latham, 1986
John Candelaria, 1990
Ron Gardenhire, 1991-2014 (Coach/Mgr.)

36

Jim Kaat, 1961-73
Jeff Holly, 1977-78
Jerry Koosman, 1979-81
Jeff Little, 1982
Curt Wardle, 1984-85
Mark Portugal, 1985-87
Joe Niekro, 1987-88
Steve Shields, 1989
Kevin Tapani, 1989-95
Terry Steinbach, 1997-99
Rick Reed, 2001
Warren Morris, 2002
Joe Nathan, 2004-11
Clete Thomas, 2012
Terry Steinbach, 2013-14 (Coach)
Blaine Boyer, 2015

37

Tony Oliva, 1962-63
Steve Brye, 1970-71
Bill Butler, 1977
Roric Harrison, 1978
Dan Graham, 1979
Jesus Vega, 1979
Terry Felton, 1980-81
Bobby Castillo, 1982-84
Rich Yett, 1985
Ray Fontenot, 1986
Dan Schatzeder, 1988
Paul Abbott, 1990-92
Scott Stahoviak, 1993, 95-98
Adam Johnson, 2001
Kenny Rogers, 2003
Dennys Reyes, 2006-08
Ron Mahay, 2009
Ben Revere, 2010
Jim Hoey, 2011
Sean Burroughs, 2012
Mike Pelfrey, 2013-15

38

Fred Bruckbauer, 1961
Marty Martinez, 1962
Tony Oliva, 1964
Ron Keller, 1969
Rick Dempsey, 1970
Geoff Zahn, 1977-80
Ron Washington, 1981-86
Steve Carlton, 1987-88
Karl Best, 1988
Randy St. Claire, 1989
Rick Aguilera, 1990-99
Sean Bergman, 2000
Casey Blake, 2000-02
Adam Johnson, 2003
Aaron Fultz, 2004
Luis Rodriguez, 2005-07
Philip Humber, 2008-09
Luke Hughes, 2010-12
Cole De Vries, 2012-13
Logan Darnell, 2014-15

39

Lee Stange, 1961-63
Jim Nettles, 1970
Stan Perzanowski, 1978
Brad Havens, 1981
Gary Gaetti, 1981
Ron Davis, 1982-86
George Frazier, 1986
Dwight Lowry, 1988
Mike Dyer, 1989
David West, 1991-92
Steve Dunn, 1994-95
Damian Miller, 1997
Bob Tewksbury, 1998
Chad Moeller, 2000
Juan Rincon, 2001-08
R.A. Dickey, 2009
Anthony Slama, 2010-11
P.J. Walters, 2012-13
Danny Santana, 2014-15

40

Ed Palmquist, 1961
Bill "Shorty" Pleis, 1961
Cotton Nash, 1970
Joe Nossek, 1976 (Coach)
Sam Perlozzo, 1977
John Sutton, 1978
Kevin Stanfield, 1979
Jack Hobbs, 1981
Juan Berenguer, 1987-90
Steve Bedrosian, 1991
Marty Cordova, 1995-99
John Barnes, 2000-01
Rick Anderson, 2002-14 (Coach)
Butch Davis, 2015 (Coach)

41

Gary Dotter, 1961
John Sevcik, 1965
Eddie Lyons, 1976 (Coach)
Karl Kuehl, 1977-82 (Coach)
Tom Kelly, 1983-86 (Coach)
Tom Kelly, 1986 (Manager)
Jeff Reardon, 1987-89
Richard Garces, 1990, 93
Rich Yett, 1990
Dave Stevens, 1994-97
Eric Milton, 1998-99
Michael Restovich, 2002-04
Chris Heintz, 2005-07
Bobby Korecky, 2008
Drew Butera, 2010-13
Scott Ullger, 2014 (Coach)
Neil Allen, 2015 (Coach)

42

Gerry Arrigo, 1961
Jim Manning, 1962
Buzz Stephen, 1968
Ralph Rowe, 1972-75 (Coach)
Don McMahon, 1976-77 (Coach)
Camilo Pascual, 1978-80 (Coach)
Billy Gardner, 1981 (Coach)
Billy Gardner, 1981-85 (Manager)
Dick Such, 1985-97 (Coach)
Butch Huskey, 2000
Mike Jackson, 2002
Number retired throughout baseball in honor of Jackie Robinson in 1997

43

Al Schroll, 1961
Don Williams, 1963
Cal Ermer, 1967-68 (Manager)
Art Fowler, 1969 (Coach)
Frank Quilici, 1971-72 (Coach)
Frank Quilici, 1972-75 (Manager)
Jerry Zimmerman, 1976-80 (Coach)
Rick Stelmaszek, 1981-2012 (Coach)
Josmil Pinto, 2013-14

44

Jim Roland, 1962, 64
Vern Morgan, 1969-75 (Coach)
Ken Landreaux, 1979-80
Mickey Hatcher, 1981
Jim Lemon, 1981-84 (Coach)
Ray Miller, 1985-86 (Manager)
Rick Renick, 1987-90 (Coach)
Chili Davis, 1991-92
Jim Deshaies, 1993-94
Jerald Clark, 1995
Dick Such, 1997-2001 (Coach)
David Lamb, 2002
Rob Bowen, 2003-04
Ramon Ortiz, 2007
Ryan Jorgenson, 2008
Bobby Keppel, 2009
Randy Flores, 2010
Chuck James, 2011
Matt Maloney, 2012
Kyle Gibson, 2013-15

45

Ted Sadowski, 1962
Jim Holt, 1968
Johnny Goryl, 1969, 79-80 (Coach)
Bob Rodgers, 1970-74 (Coach)
Lee Stange, 1975 (Coach)
Johnny Goryl, 1979-80 (Coach)
Johnny Goryl, 1980-81 (Manager)
Jim Shellenback, 1983 (Coach)
Wayne Terwilliger, 1986-94
Terry Mulholland, 2004-05
Scott Ullger, 1995-2004, 06-13 (Coach)
Phil Hughes, 2014-15

46

Gerry Arrigo, 1962
George Case, 1968 (Coach)
Charlie Silvera, 1969 (Coach)
Marv Grissom, 1970-71 (Coach)
Al Worthington, 1972-73 (Coach)
Johnny Podres, 1981-85 (Coach)
Joe Klink, 1987
German Gonzalez, 1988-89
Scott Erickson, 1990
Terry Crowley, 1991-98 (Coach)
Bob Wells, 1999-2002
Alex Prieto, 2003
Terry Mulholland, 2004
Scott Ullger, 2004-05 (Coach)
Joe Vavra, 2006-15 (Coach)

47

Georges Maranda, 1962
Sandy Valdespino, 1965
Early Wynn, 1967-69 (Coach)
Sherry Robertson, 1970 (Coach)
Gary Wayne, 1989-90, 92
Jack Morris, 1991
Bret Merriman, 1993-94
Rich Robertson, 1995-97
Corey Koskie, 1998-2004
Francisco Liriano, 2005-12
Ricky Nolasco, 2014-15

48

Joe McCabe, 1964
Johnny Goryl, 1968 (Coach)
Bill Singer, 1976
Mike Smithson, 1984-87
Jim Winn, 1988
Jerry White, 1989, 95 (Coach)

TWINS UNIFORM NUMBERS – 1961–2015

Gary Wayne, 1991
Larry Casian, 1992-94
Carl Pavano, 2009-12
Lester Oliveros, 2014
Torii Hunter, 1997-07, 15

49

Bud Bloomfield, 1964
Bob Miller, 1968-69
Bill Hands, 1974
Allan Anderson, 1986-91
Luis Quinones, 1992
Mike Hartley, 1993
Dan Perkins, 1999
Kyle Lohse, 2001-06
Jason Miller, 2007
Craig Breslow, 2008-09
Jeff Manship, 2009-12
Vance Worley, 2013
Tommy Milone, 2014
Kevin Jepsen, 2015

50

David West, 1989-90
Matt Lawton, 1995-2001
Kevin Frederick, 2002
Jesse Orosco, 2003
Joe Beimel, 2004
Garrett Jones, 2007
Jose Mijares, 2008-11
Casey Fien, 2012-15

51

Cookie Lavagetto, 1961 (Manager)
George Strickland, 1962 (Coach)
Hal Naragon, 1963-66 (Coach)
Dave Engle, 1981
Greg Booker, 1989
Carl Willis, 1991-95
Scott Watkins, 1995
Mike Milchin, 1996
Brent Brede, 1996-97
Doug Mientkiewicz, 1998
Rob Radlosky, 1999
Matt Kinney, 2000, 02
Carlos Pulido, 2003-04
Corky Miller, 2005
Julio DePaula, 2007
Brian Fuentes, 2010
Anthony Swarzak, 2009, 11-14
Alex Meyer, 2015

52

Ed Lopat, 1961 (Coach)
Ed FitzGerald, 1962-64 (Coach)
Jim Lemon, 1965-67 (Coach)
Lenny Webster, 1989-90
Mauro Gozzo, 1992
Derek Lee, 1993
Kevin Campbell, 1994-95
Scott Klingenbeck, 1995-96
Shane Bowers, 1997
Danny Mota, 2000
Tony Fiore, 2001-03
Carlos Silva, 2004-07
Brian Duensing, 2009-15

53

Floyd Baker, 1961-64 (Coach)
Johnny Sain, 1965-66 (Coach)
Charlie Lea, 1989
Mark Guthrie, 1989-95
Benj Sampson, 1998
Joe Mays, 1999-2000
Mike Duvall, 2001-02
Nick Blackburn, 2007-12
Gene Glynn, 2013 (Coach)
Kris Johnson, 2014

54

Sam Mele, 1961 (Coach)
Gordon Maltzberger, 1962-64 (Coach)
Tim Drummond, 1989-90
Keith Garagozzo, 1994
Mo Sanford, 1995
Jason Ryan, 1999-2000
Mike Ryan, 2002-03
Phil Dumatrait, 2011
Eric Fryer, 2013
Matt Guerrier, 2004-10, 14
Ervin Santana, 2015

55

Clyde McCullough, 1961 (Coach)
Danny Thompson, 1970
Paul Sorrento, 1989-90
Oscar Munoz, 1995
Mark Redman, 1999-2001
Mike Fetters, 2003
Mike Redmond, 2005-09
Clay Condrey, 2010
Matt Capps, 2010-12
Chris Colabello, 2013
Neal Cotts, 2015

56

Terry Jorgensen, 1989
Jose Parra, 1995-96
Cleatus Davidson, 1999
Brad Thomas, 2001, 03-04
Travis Bowyer, 2005
Carmen Cali, 2007
Randy Ruiz, 2008
Rob Delaney, 2010
Dusty Hughes, 2011
Caleb Thielbar, 2013-15
Tyler Duffey, 2015

57

Tippy Martinez, 1988
John Smiley, 1992
Greg Brummett, 1993
Vince Horsman, 1995
Scott Aldred, 1996-97
Gary Rath, 1999
Johan Santana, 2000-07
Kyle Waldrop, 2011-12
Ryan Pressly, 2013-15

58

Bill Whitby, 1964
Chip Hale, 1989
Denny Neagle, 1991
Erik Schullstrom, 1994-95
Hector Carrasco, 1998-2001
Todd Sears, 2002-03
Seth Greisinger, 2004
Jose Morales, 2007, 09
Clay Condrey, 2010
Scott Diamond, 2011-13
A.J. Achter, 2014-15

59

Tom Edens, 1991-92
Mike Maksudian, 1993
Brad Radke, 1995
Erik Bennett, 1996
Travis Miller, 1996
Chris Latham, 1997
Jack Cressend, 2000-01
Todd Jones, 2001
Micheal Nakamura, 2003
Dave Gassner, 2005
Kevin Slowey, 2007-11
Esmerling Vasquez, 2012
Michael Tonkin, 2013-15

60

Glen Perkins, 2006-07
Brian Bass, 2008
Sean Henn, 2009
Jon Rauch, 2009-10
Jeff Gray, 2012
Pedro Hernandez, 2013

61

Tommy Watkins, 2007
Livan Hernandez, 2008
Kevin Mulvey, 2009
Matt Fox, 2010
Eric Hacker, 2011
Jared Burton, 2012-14
Ryan O'Rourke, 2015

62

Al Newman, 2002-05 (Coach)
Joel Lepel, 2006 (Coach)
Liam Hendriks, 2011-13
J.R. Graham, 2015

63

Armando Gabino, 2009
Joe Benson, 2011
Andrew Albers, 2013
Yohan Pino, 2014
Rudy Hernandez, 2015 (Coach)

64

Bill Springman, 2000 (Coach)
Chris Parmelee, 2011
Tyler Robertson, 2013
Shairon Martis, 2013
Aaron Thompson, 2014-15

65

Nelson Prada, 2011 (Coach)
Trevor May, 2014-15

66

Steve Liddle, 1999 (Coach)
Jake Mauer, 2015 (Coach)

67

Rick Knapp, 1999, 2006 (Coach)
Luis Perdomo, 2012
Gene Glynn, 2014 (Coach)
Max Kepler, 2015

68

Phil Roof, 2000, 11 (Coach)
Tom Nieto, 2009 (Coach)
Tom Doherty, 2014 (Coach)

69

Stan Cliburn, 2007 (Coach)

70

Stu Cliburn, 2005 (Coach)

71

Joe Roa, 2004

72

Pat Neshek, 2006

77

Tony Batista, 2006

78

Bobby Cuellar, 2003-04 (Coach)

81

Riccardo Ingram, 2008 (Coach)

89

Gene Glynn, 2012 (Coach)

TWINS TRADES – 1961–2015

NO.	DATE	CLUB	RECEIVED	POS.	TRADED	POS.
1	6-1-61	Kansas City	Bill Tuttle	of	Reno Bertoia	3b
					Paul Giel	p
2	6-1-61	Milwaukee	Billy Martin	2b	Billy Consolo	ss
3	6-14-61	New York-AL	Danny McDevitt	p	Billy Gardner	2b
4	1-30-62	Cincinnati	Jerry Zimmerman	c	Dan Dobbek	of
5	4-2-62	Cleveland	Vic Power	1b	Pedro Ramos	p
			Dick Stigman	p		
6	5-29-62	Los Angeles-AL	Jim Donohue	p	Don Lee	p
7	8-20-62	Cleveland	Ruben Gomez	p	Jackie Collum	p
					Georges Maranda	p
8	5-2-63	Cleveland	Jim Perry	p	Jack Kralick	p
9	6-11-64	Los Angeles-AL	Frank Kostro	of	Lenny Green	of
					Vic Power	1b
10	6-15-64	Cleveland	Jim Grant	p	George Banks	3b
					Lee Stange	p
11	10-15-64	Washington	Ken Retzer	c	Joe McCabe	c
12	12-4-64	Cincinnati	Cesar Tovar	of	Gerry Arrigo	p
13	4-6-66	Boston	Russ Nixon	c	Jose Calero	1b
			Chuck Schilling	2b	Dick Stigman	p
14	12-2-66	California	Dean Chance	p	Pete Cimino	p
			Jackie Hernandez	ss	Jimmie Hall	of
					Don Mincher	1b
15	12-3-66	Washington	Ron Kline	p	Bernie Allen	2b
					Camilo Pascual	p
16	11-28-67	Los Angeles-NL	Bob Miller	p	Jim Grant	p
			Ron Perranoski	p	Zoilo Versalles	ss
			John Roseboro	c		
17	12-2-67	Pittsburgh	Bob Oliver	1b	Ron Kline	p
18	11-21-68	Cincinnati	Leo Cardenas	ss	Jim Merritt	p
19	7-4-69	Chicago-AL	Cotton Nash	1b	Jerry Crider	p
20	7-8-69	Seattle	Darrell Brandon	p	Ron Clark	3b
21	12-12-69	Cleveland	Luis Tiant	p	Dean Chance	p
			Stan Williams	p	Bob Miller	p
					Graig Nettles	3b
					Ted Uhlaender	of
22	3-21-70	Washington	Brant Alyea	of	Joe Grzenda	p
					Charley Walters	p
23	10-20-70	St. Louis	Sal Campisi	p	Herman Hill	of
			Jim Kennedy	ss	Bob Wissler	of
24	3-29-71	Detroit	Mike Adams	of	Bill Zepp	p
			Art Clifford	p		
25	7-8-71	Milwaukee	Phil Roof	c	Paul Ratliff	c
26	9-1-71	St. Louis	Dan Ford	p	Stan Williams	p
			Fred Rico	of		
27	10-22-71	Los Angeles-NL	Bob Darwin	of	Paul Powell	of
28	11-30-71	California	Dave LaRoche	p	Leo Cardenas	ss
29	12-3-71	Cincinnati	Wayne Granger	p	Tom Hall	p
30	4-7-72	Cincinnati	Greg Garrett	p	Pete Hamm	p
31	10-31-72	New York-AL	Dan Walton	of	Rick Dempsey	c
32	11-29-72	St. Louis	John Cumberland	p	Wayne Granger	p
			Larry Hisle	of		
33	11-30-72	Philadelphia	Joe Lis	1b	Cesar Tovar	of
			Ken Reynolds	p		
			Ken Sanders	p		
34	11-30-72	Chicago-NL	Joe Decker	p	Dave LaRoche	p
			Bill Hands	p		
			Bob Maneely	p		
35	3-27-73	Detroit	Danny Fife	p	Jim Perry	p
36	3-28-73	Milwaukee	Mike Ferraro	3b	Ken Reynolds	p
37	10-27-73	Kansas City	Tom Burgmeier	p	Ken Gill	p
38	10-27-73	Los Angeles-NL	Jim Fairey	of	Charlie Manuel	of
39	12-6-73	Chicago-NL	Randy Hundley	c	George Mitterwald	c
40	5-4-74	New York-AL	Mike Pazik	p	Dick Woodson	p
41	8-19-74	Oakland	Pat Bourque	1b	Jim Holt	1b
42	10-23-74	Oakland	Dan Ford	of	Pat Bourque	1b
			Dennis Myers	p		
43	6-14-75	Milwaukee	John Briggs	of	Bob Darwin	of
44	10-24-75	Philadelphia	Larry Cox	c	Sergio Ferrer	ss
45	12-23-75	Los Angeles-NL	Bob Randall	2b	Danny Walton	of
46	6-1-76	Texas	Mike Cubbage	3b	Bert Blyleven	p
			Jim Gideon	p	Danny Thompson	ss
			Bill Singer	p		
			Roy Smalley	ss		
47	12-4-78	California	Danny Goodwin	c	Dan Ford	of
			Ron Jackson	1b		

TWINS TRADES – 1961–2015

NO.	DATE	CLUB	RECEIVED	POS.	TRADED	POS.
48	12-8-78	New York-NL	Jerry Koosman	p	Greg Field	p
					Jesse Orosco	p
49	2-3-79	California	Dave Engle	c	Rod Carew	1b
			Paul Hartzell	p		
			Brad Havens	p		
			Ken Landreaux	of		
50	2-12-79	Boston	Dave Coleman	of	Larry Wolfe	3b
51	4-2-79	Chicago-AL	John Verhoeven	p	John Sutton	p
52	12-6-79	Philadelphia	Pete Mackanin	2b	Paul Thormodsgard	p
53	12-6-79	Baltimore	Tom Chism	1b	Dan Graham	3b
54	12-8-80	San Diego	Chuck Baker	ss	Dave Edwards	of
55	12-12-80	Seattle	Byron McLaughlin	p	Willie Norwood	of
56	3-30-81	Los Angeles-NL	Mickey Hatcher	of	Ken Landreaux	of
			Matt Reeves	p		
			Kelly Snider	1b		
57	8-22-81	Detroit	Tim Corcoran	1b	Ron Jackson	1b
58	8-30-81	Chicago-AL	Randy Johnson	of	Jerry Koosman	p
			Ivan Mesa	ss		
			Kevin Flannery	p		
59	12-28-81	Toronto	Boomer Wells	1b	Hosken Powell	of
60	1-7-82	Los Angeles-NL	Bobby Castillo	p	Scotti Madison	c
			Bobby Mitchell	of	Paul Voigt	p
61	4-10-82	New York-AL	Paul Boris	p	Gary Serum	p
			Ron Davis	p	Roy Smalley	ss
			Greg Gagne	ss		
62	5-11-82	California	Tom Brunansky	of	Doug Corbett	p
			Mike Walters	p	Rob Wilfong	2b
63	5-12-82	New York-AL	Pete Filson	p	Roger Erickson	p
			Larry Milbourne	2b	Butch Wynegar	c
			John Pacella	p		
64	7-2-82	Cleveland	Larry Littleton	of	Larry Milbourne	2b
65	11-1-82	Texas	Len Whitehouse	p	John Pacella	p
66	12-10-82	Toronto	Dave Baker	3b	Don Cooper	p
67	1-7-83	Houston	Rick Lysander	p	Bob Veselic	p
68	3-25-83	Detroit	Stine Poole	c	Sal Butera	c
69	3-28-83	Los Angeles-NL	Tack Wilson	of	Ivan Mesa	ss
70	6-21-83	Chicago-AL	Rusty Kuntz	of	Mike Sodders	3b
71	12-5-83	Detroit	Larry Pashnick	p	Rusty Kuntz	of
72	12-7-83	Texas	John Butcher	p	Gary Ward	of
			Mike Smithson	p		
			Sam Sorce	c		
73	8-19-84	St. Louis	Chris Speier	ss	Jay Pettibone	p
74	8-29-84	Seattle	Pat Putnam	1b	Carson Carroll	2b
75	12-7-84	San Diego	Floyd Chiffer	p	Ray Smith	c
76	1-9-85	Montreal	Mike Stenhouse	of	Jack O'Connor	p
77	2-19-85	Chicago-AL	Roy Smalley	ss	Randy Johnson	1b
					Ron Scheer	of
78	3-27-85	Baltimore	Mark Brown	p	Brad Havens	p
79	8-1-85	Cleveland	Bert Blyleven	p	Jay Bell	ss
					Curt Wardle	p
					Jim Weaver	of
					Richard Yett	p
80	12-12-85	Boston	Charlie Mitchell	p	Mike Stenhouse	of
81	1-7-86	Cleveland	Ramon Romero	p	Bryan Oelkers	p
			Roy Smith	p	Ken Schrom	p
82	1-16-86	Detroit	Chris Pittaro	2b	Dave Engle	c
			Alex Sanchez	of		
83	1-16-86	New York-NL	Billy Beane	of	Pat Crosby	of
			Joe Klink	p	Tim Teufel	2b
			Bill Latham	p		
84	4-30-86	Chicago-AL	Juan Agosto	p	Pete Filson	p
			Kurt Walker	p		
85	5-20-86	Oakland	Keith Atherton	p	Eric Broersma	p
86	6-20-86	Cleveland	Neal Heaton	p	John Butcher	p
			Kevin Trudeau	p		
87	8-13-86	Chicago-NL	Ray Fontenot	p	Dewayne Coleman	p
			George Frazier	p	Ron Davis	p
			Julius McDougal	ss		
88	2-3-87	Montreal	Tom Nieto	c	Al Cardwood	p
			Jeff Reardon	p	Neal Heaton	p
					Yorkis Perez	p
					Jeff Reed	c
89	2-20-87	Montreal	Al Newman	2b	Mike Shade	p
90	3-31-87	San Francisco	David Blakley	p	Jose Dominguez	p
			Dan Gladden	of	Bryan Hickerson	p
					Ray Velasquez	p

TWINS TRADES – 1961–2015

NO.	DATE	CLUB	RECEIVED	POS.	TRADED	POS.
91	6-6-87	New York-AL	Joe Niekro	p	Mark Salas	c
92	6-23-87	Philadelphia	Dan Schatzeder	p	Danny Clay	p
					Tom Schwarz	3b
93	7-31-87	Cleveland	Steve Carlton	p	Jeff Perry	p
94	8-31-87	Boston	Don Baylor	of	Enrique Rios	p
95	2-5-88	Philadelphia	Fred Toliver	p	Chris Calvert	c
96	2-24-88	Detroit	Doug Baker	ss	Julius McDougal	ss
97	3-24-88	Detroit	Balvino Galvez	p	Billy Beane	of
98	4-22-88	St. Louis	Tom Herr	2b	Tom Brunansky	of
99	8-28-88	Baltimore	Jim Dwyer	of	Doug Kline	p
100	10-24-88	Philadelphia	Shane Rawley	p	Eric Bullock	of
					Tom Herr	2b
					Tom Nieto	c
101	11-3-88	California	Mike Cook	p	Bert Blyleven	p
			Paul Sorrento	1b	Kevin Trudeau	p
			Rob Wassenaar	p		
102	12-4-88	Houston	Todd McClure	p	Mark Portugal	p
103	12-7-88	New York-NL	Wally Backman	2b	Jeff Bumgarner	p
			Mike Santiago	p	Steve Gasser	p
					Toby Nivens	p
104	3-20-89	New York-AL	Steve Shields	p	Balvino Galvez	p
105	3-21-89	Houston	Ramon Cedeno	of	Steve Lombardozzi	2b
			Mica Lewis	2b		
106	3-26-89	Cleveland	Carmelo Castillo	of	Keith Atherton	p
107	6-29-89	San Diego	Greg Booker	p	Fred Toliver	p
108	7-31-89	New York-NL	Rick Aguilera	p	Loy McBride	of
			Tim Drummond	p	Frank Viola	p
			Jack Savage	p		
			Kevin Tapani	p		
			David West	p		
109	8-28-89	Montreal	Alonzo Powell	of	Jim Dwyer	of
110	1-12-90	Montreal	Jim Dwyer	of	Jim Davins	p
111	4-4-90	Pittsburgh	Orlando Lind	p	Mike Pomeranz	p
			Junior Ortiz	c		
112	4-12-90	Texas	Fred Manrique	2b	Jeff Satzinger	p
113	5-30-90	San Francisco	Ed Gustafson	p	Francisco Oliveras	p
114	7-27-90	Toronto	Nelson Liriano	2b	John Candelaria	p
			Pedro Munoz	of		
115	12-5-90	San Francisco	Steve Bedrosian	p	Johnny Ard	p
					Jimmy Williams	p
116	3-17-92	Pittsburgh	John Smiley	p	Midre Cummings	of
					Denny Neagle	p
117	3-28-92	Cleveland	Curt Leskanic	p	Paul Sorrento	1b
			Oscar Munoz	p		
118	8-31-92	Montreal	Darren Reed	of	Bill Krueger	p
119	11-18-92	New York-NL	Pat Howell	of	Darren Reed	of
120	12-5-92	Philadelphia	Mike Hartley	p	David West	p
121	3-26-93	Colorado	Brett Merriman	p	Rob Wassenaar	p
					Gary Wayne	p
122	8-15-93	Baltimore	Erik Schullstrom	p	Mike Pagliarulo	3b
123	8-28-93	San Francisco	Greg Brummett	p	Jim Deshaies	p
			Andres Duncan	if		
			Aaron Fultz	p		
124	11-24-93	Chicago-NL	Dave Stevens	p	Willie Banks	p
			Matt Walbeck	c		
125	3-14-94	Montreal	Cash		Lenny Webster	c
126	8-31-94	Cleveland	Cash		Dave Winfield	dh
127	6-8-95	Cincinnati	John Courtright	p	Dave McCarty	1b
128	7-6-95	Boston	J.J. Johnson	of	Rick Aguilera	p
			Frank Rodriguez	p		
129	7-7-95	Baltimore	Kimera Bartee	of	Scott Erickson	p
			Scott Klingenbeck	p		
130	7-31-95	Los Angeles-NL	Ron Coomer	3b	Mark Guthrie	p
			Greg Hansell	p	Kevin Tapani	p
			Chris Latham	of		
			Jose Parra	p		
131	8-26-96	Boston	Brian Looney	p	Pat Mahomes	p
132	8-29-96	Seattle	David Ortiz	1b	Dave Hollins	3b
133	4-8-97	Cincinnati	Cash		Scott Klingenbeck	p
134	8-14-97	Atlanta	Mark Lewis	of	Greg Colbrunn	1b
135	8-21-97	Seattle	Joe Mays	p	Roberto Kelly	of
			Jeromy Palki	p		
136	8-30-97	Milwaukee	Michael Fieldbinder	p	Darrin Jackson	of
137	9-5-97	Atlanta	Steve Hacker	1b	Greg Myers	c
138	12-12-97	New York-NL	Alex Ochoa	of	Rich Becker	of

TWINS TRADES – 1961–2015

NO.	DATE	CLUB	RECEIVED	POS.	TRADED	POS.
139	2-6-98	New York-AL	Brian Buchanan	of	Chuck Knoblauch	2b
			Cristian Guzman	ss		
			Eric Milton	p		
			Daniel Mota	p		
140	7-31-98	Boston	John Barnes	of	Greg Swindell	p
			Matt Kinney	p	Orlando Merced	of
			Joe Thomas	p		
141	8-25-98	Chicago-NL	Scott Downs	p	Mike Morgan	p
142	11-16-98	New York-AL	Allen Butler	3b	Dan Naulty	p
143	12-14-98	Milwaukee	Darrell Nicholas	of	Alex Ochoa	of
144	3-31-99	Chicago-NL	Cash		Dan Serafini	p
145	5-21-99	Chicago-NL	Kyle Lohse	p	Rick Aguilera	p
			Jason Ryan	p	Scott Downs	p
146	8-3-99	Houston	Josh Dimmick	c	George Williams	c
147	12-7-99	Colorado	Scott Randall	p	Chris Latham	of
148	12-13-99	Florida	Johan Santana	p	Jared Camp	p
			Cash			
149	7-16-00	Colorado	Todd Sears	1b	Butch Huskey	of
			Cash		Todd Walker	2b
150	8-31-00	Boston	Hector De Los Santos	ss	Midre Cummings	of
151	9-10-00	Boston	Lew Ford	of	Hector Carrasco	p
152	3-28-01	Arizona	Hanley Frias	if	Chad Moeller	c
153	7-28-01	Detroit	Todd Jones	p	Mark Redman	p
154	7-30-01	New York-NL	Rick Reed	p	Matt Lawton	of
155	7-12-02	San Diego	Jason Bartlett	ss	Brian Buchanan	of
156	11-15-02	Milwaukee	Matt Yeatman	p	Matt Kinney	p
			Gerard Oakes	p	Javier Valentin	c
157	7-16-03	Toronto	Shannon Stewart	of	Bobby Kielty	of
			Dave Gassner	lhp		
158	8-31-03	New York-AL	Jesse Orosco	lhp	Juan Padilla	rhp
159	9-9-03	San Diego	Alex Garcia	if	Todd Sears	1b
160	11-14-03	San Francisco	Joe Nathan	rhp	A.J. Pierzynski	c
			Boof Bonser	rhp	Cash	
			Francisco Liriano	lhp		
161	12-3-03	Philadelphia	Carlos Silva	rhp	Eric Milton	lhp
			Nick Punto	if		
			Bobby Korecky	rhp		
162	12-15-03	San Francisco	J.T. Thomas	lhp	Dustan Mohr	of
163	4-21-04	Boston	Cash		Brad Thomas	lhp
164	7-31-04	Chicago-NL	Justin Jones	lhp	Doug Mientkiewicz	1b
165	7-11-05	Seattle	Bret Boone	2b	PTBNL	
			Cash			
166	12-2-05	Florida	Luis Castillo	2b	Travis Bowyer	rhp
					Scott Tyler	rhp
167	12-9-05	Los Angeles-AL	Alexi Casilla	if	J.C. Romero	lhp
168	6-15-06	Cincinnati	Brandon Roberts	of	Juan Castro	ss
169	7-31-06	Cincinnati	Zach Ward	rhp	Kyle Lohse	rhp
170	8-31-06	Chicago-NL	Phil Nevin	1b/dh	Adam Harben	rhp
171	7-30-07	New York-NL	Drew Butera	c	Luis Casillo	2b
			Dustin Martin	of		
172	8-15-07	Colorado	Matt Macri	3b	Ramon Ortiz	rhp
173	11-21-07	Chicago-NL	Craig Monroe	of	Doug Deeds	of
174	11-28-07	Tampa Bay	Delmon Young	of	Matt Garza	rhp
			Brendan Harris	if	Jason Bartlett	if
			Jason Pridie	of	Eduado Morlan	rhp
175	2-2-08	New York-NL	Carlos Gomez	of	Johan Santana	lhp
			Philip Humber	rhp		
			Kevin Mulvey	rhp		
			Deolis Guerra	rhp		
176	8-25-08	Texas	Eddie Guardado	lhp	Mark Hamburger	rhp
177	7-31-09	Oakland	Orlando Cabrera	ss	Tyler Ladendorf	if
178	8-7-09	Cleveland	Carl Pavano	rhp	PTBNL (Yohan Pino)	rhp
179	8-28-09	Arizona	Jon Rauch	rhp	Kevin Mulvey	rhp
					Cash	
180	11-9-09	Milwaukee	J.J. Hardy	ss	Carlos Gomez	of
181	12-10-09	Boston	PTBNL (Chris Province)	rhp	Boof Bonser	rhp
182	7-29-10	Washington	Matt Capps	rhp	Wilson Ramos	c
183	8-27-10	Los Angeles-AL	Brian Fuentes	lhp	PTBNL (Loek Van Mil)	rhp
184	12-9-10	Baltimore	Jim Hoey	rhp	J.J. Hardy	ss
			Brett Jacobson	rhp	Brendan Harris	if
					Cash	
185	12-16-10	Colorado	Paul Bargas	lhp	Jose Morales	c
186	3-28-11	Atlanta	Scott Diamond	lhp	Billy Bullock	rhp
187	8-15-11	Detroit	Cole Nelson	lhp	Delmon Young	of
			PTBNL (Lester Oliveros)	rhp		

TWINS TRADES – 1961–2015

NO.	DATE	CLUB	RECEIVED	POS.	TRADED	POS.
188	8-25-11	Cleveland	Cash		Jim Thome	dh
189	12-6-11	Colorado	PTBNL (Daniel Turpen)	rhp	Kevin Slowey	rhp
190	7-28-12	Chicago-AL	Eduardo Escobar	if	Francisco Liriano	lhp
			Pedro Hernandez	lhp		
191	8-5-12	Boston	Jeremias Pineda	of	Danny Valencia	if
192	11-29-12	Washington	Alex Meyer	rhp	Denard Span	of
193	12-6-12	Philadelphia	Vance Worley	rhp	Ben Revere	of
			Trevor May	rhp		
194	7-31-13	Los Angeles-NL	PTBNL (Miguel Sulbaran)	rhp	Drew Butera	c
195	8-11-13	Kansas City	Cash or PTBNL		Jamey Carroll	if
196	8-31-13	Pittsburgh	Alex Presley	of	Justin Morneau	if
			PTBNL (Duke Welker)	rhp		
197	11-19-13	Pittsburgh	Kris Johnson	lhp	Duke Welker	rhp
198	12-18-13	Atlanta	Sean Gilmartin	lhp	Ryan Doumit	c
199	3-25-14	Pittsburgh	Cash		Vance Worley	rhp
200	4-7-14	New York-AL	Eduardo Nunez	if	Miguel Sulbaran	lhp
201	7-24-14	Seattle	Stephen Pryor	rhp	Kendrys Morales	1b/dh
202	7-31-14	Oakland	Tommy Milone	lhp	Sam Fuld	of
203	8-9-14	Los Angeles-NL	PTBNL or Cash		Kevin Correia	rhp
204	8-11-14	Kansas City	Jason Adam	rhp	Josh Willingham	of
205	7-31-15	Tampa Bay	Kevin Jepsen	rhp	Alexis Tapia	rhp
					Chih Wei-Huh	rhp
206	8-22-15	Milwaukee	Neal Cotts	lhp	PTBNL or Cash	
207	11-10-15	Arizona	Daniel Palka	of/1b	Chris Herrmann	c/of
208	11-11-15	New York-AL	John Ryan Murphy	c	Aaron Hicks	of

LAST TRADE WITH...

AMERICAN LEAGUE

TRADES	TEAM	LAST TRADE	OBTAINED	TRADED
6	Baltimore	12/9/10	Jim Hoey, Brett Jacobson	J.J. Hardy, Brendan Harris, cash
12	Boston	8/5/12	Jeremias Pineda	Danny Valencia
7	Chicago	7/28/12	Eduardo Escobar, Pedro Hernandez	Francisco Liriano
15	Cleveland	8/25/11	Cash	Jim Thome
10	Detroit	8/15/11	Cole Nelson, Lester Oliveros	Delmon Young
4	Houston	8/3/99	Josh Dimmick	George Williams
4	Kansas City	8/11/14	Jason Adam	Josh Willingham
10	Los Angeles	8/27/10	Brian Fuentes	PTBNL (Loek Van Mil)
12	New York	11/11/15	John Ryan Murphy	Aaron Hicks
6	Oakland	7/31/14	Tommy Milone	Sam Fuld
7	Seattle	7/24/14	Stephen Pryor	Kendrys Morales
2	Tampa Bay	7/31/15	Kevin Jepsen	Alexis Tapia, Chih Wei-Hu
5	Texas	8/25/08	Eddie Guardado	Mark Hamburger
4	Toronto	7/16/03	Shannon Stewart	Bobby Kielty
3	Washington	3/21/70	Brant Alyea	Joe Grzenda, Charley Walters

NATIONAL LEAGUE

TRADES	TEAM	LAST TRADE	OBTAINED	TRADED
3	Arizona	11/10/15	Daniel Palka	Chris Herrmann
3	Atlanta	12/18/13	Sean Gilmartin	Ryan Doumit
10	Chicago	11/21/07	Craig Monroe	PTBNL (Doug Deeds)
9	Cincinnati	7/31/06	Zach Ward	Kyle Lohse
6	Colorado	12/6/11	PTBNL (Daniel Turpen)	Kevin Slowey
2	Florida/Miami	12/2/05	Luis Castillo	Travis Bowyer, Scott Tyler
10	Los Angeles	8/9/14	PTBNL	Kevin Correia
9	Milwaukee	8/21/15	Neal Cotts	PTBNL
9	New York	2/2/08	Carlos Gomez, Phil Humber, Kevin Mulvey, Deolis Guerra	Johan Santana
9	Philadelphia	12/6/12	Vance Worley, Trevor May	Ben Revere
6	Pittsburgh	3/25/14	Cash	Vance Worley
5	St. Louis	4/22/88	Tom Herr	Tom Brunansky
5	San Diego	9/9/03	Alex Garcia	Todd Sears
6	San Francisco	12/15/03	J.T. Thomas	Dustan Mohr
9	Wash./ Montreal	11/29/12	Alex Meyer	Denard Span

TWINS ANNUAL AWARDS

CALVIN R. GRIFFITH AWARD — MOST VALUABLE TWIN

(Twins First Owner)

1961	Harmon Killebrew
1962	Vic Power
1963	Earl Battey
1964	Tony Oliva
1965	*Zoilo Versalles
1966	Harmon Killebrew
1967	Harmon Killebrew
1968	Cesar Tovar
1969	*Harmon Killebrew
1970	Harmon Killebrew
1971	Leo Cardenas
1972	Rod Carew
1973	Rod Carew
1974	Rod Carew
1975	Rod Carew
1976	Rod Carew
1977	*Rod Carew
1978	Roy Smalley
1979	Roy Smalley
1980	John Castino
1981	Doug Corbett
1982	Gary Ward
1983	John Castino
1984	Kent Hrbek
1985	Kirby Puckett
1986	Kirby Puckett
1987	Jeff Reardon
1988	Kirby Puckett
1989	Kirby Puckett
1990	Brian Harper
1991	Jack Morris
1992	Kirby Puckett
1993	Brian Harper
1994	Kirby Puckett
1995	Chuck Knoblauch
1996	Chuck Knoblauch
1997	Brad Radke
1998	Matt Lawton
1999	Brad Radke
2000	Matt Lawton
2001	Doug Mientkiewicz
2002	Torii Hunter
2003	Shannon Stewart
2004	Johan Santana
2005	Johan Santana
2006	*Justin Morneau
2007	Torii Hunter
2008	Justin Morneau
2009	*Joe Mauer
2010	Joe Mauer
2011	Michael Cuddyer
2012	Josh Willingham
2013	Joe Mauer
2014	Phil Hughes
2015	Miguel Sano

(* — also American League MVP)

Award voted on by the Twin Cities Chapter of the BBWAA

JOSEPH W. HAYNES AWARD — TWINS PITCHER OF THE YEAR

(Former Twins Executive Vice-President)

1962	Camilo Pascual
1963	Bill Dailey
1964	Al Worthington
1965	Jim Grant
1966	Jim Kaat
1967	Dean Chance
1968	Dean Chance
1969	Jim Perry
1970	*Jim Perry
1971	Bert Blyleven
1972	Jim Kaat
1973	Bert Blyleven
1974	Bill Campbell
1975	Jim Hughes
1976	Bill Campbell
1977	Dave Goltz
1978	Mike Marshall
1979	Jerry Koosman
1980	Doug Corbett
1981	Doug Corbett
1982	Bobby Castillo
1983	Ken Schrom
1984	Frank Viola
1985	Ron Davis
1986	Bert Blyleven
1987	Frank Viola
1988	*Frank Viola
1989	Allan Anderson
1990	Rick Aguilera
1991	Jack Morris
1992	John Smiley
1993	Rick Aguilera
1994	Kevin Tapani
1995	Brad Radke
1996	Frank Rodriguez
1997	Brad Radke
1998	Mike Trombley
1999	Brad Radke
2000	Eric Milton
2001	Joe Mays
2002	Eddie Guardado
2003	Johan Santana
2004	*Johan Santana
2005	Johan Santana
2006	*Johan Santana
2007	Johan Santana
2008	Joe Nathan
2009	Joe Nathan
2010	Carl Pavano
2011	Glen Perkins
2012	Scott Diamond
2013	Glen Perkins
2014	Phil Hughes
2015	Kyle Gibson

(* — also American League Cy Young)

Award voted on by the Twin Cities Chapter of the BBWAA

BILL BONI AWARD — TWINS OUTSTANDING ROOKIE

(Former St. Paul Dispatch-Pioneer Press Executive Sports Editor)

1962	Bernie Allen
1963	Jimmie Hall
1964	*Tony Oliva
1965	Sandy Valdespino
1966	Cesar Tovar
1967	*Rod Carew
1968	Ron Clark
1969	George Mitterwald
1970	Bert Blyleven
1971	Steve Braun
1972	Bob Darwin
1973	Jerry Terrell
1974	Craig Kusick
1975	Dan Ford
1976	Butch Wynegar
1977	Paul Thormodsgard
1978	Roger Erickson
1979	*John Castino
1980	Doug Corbett
1981	Dave Engle
1982	Kent Hrbek
1983	Darrell Brown
1984	Kirby Puckett
1985	Mark Salas
1986	Steve Lombardozzi
1987	Les Straker
1988	None Awarded
1989	Gary Wayne
1990	Kevin Tapani
1991	*Chuck Knoblauch
1992	Mike Trombley
1993	Pat Meares
1994	Matt Walbeck
1995	*Marty Cordova
1996	Ron Coomer
1997	None Awarded
1998	Eric Milton
1999	Cristian Guzman
2000	Mark Redman
2001	Luis Rivas
2002	Bobby Kielty
2003	Lew Ford
2004	Joe Mauer
2005	Jesse Crain
2006	Francisco Liriano
2007	Matt Garza
2008	Denard Span
2009	Jose Mijares
2010	Danny Valencia
2011	Ben Revere
2012	Scott Diamond
2013	Caleb Thielbar
2014	Danny Santana
2015	Miguel Sano

(* — also American League Rookie of the Year)

Award voted on by the Twin Cities Chapter of the BBWAA

JIM KAAT AWARD — DEFENSIVE PLAYER OF THE YEAR

(Former Twins Pitcher)

2012	Ben Revere
2013	Pedro Florimon
2014	Brian Dozier
2015	Eddie Rosario

Award voted on by the Twin Cities Chapter of the BBWAA

TWINS ANNUAL AWARDS

CHARLES O. JOHNSON AWARD — MOST IMPROVED TWIN

(Former Minneapolis Star and Tribune Sports Editor)

1963 ... Lee Stange
1964 ... Jim Kaat
1965 ... Don Mincher
1966 ... Jim Kaat
1967 ... Ted Uhlaender
1968 ... Ted Uhlaender
1969 ... Rod Carew
1970 ... Cesar Tovar
1971 ... Cesar Tovar
1972 ... Danny Thompson
1973 ... Jim Holt
1974 ... Glenn Borgmann
1975 ... Phil Roof
1976 ... Lyman Bostock
1977 ... Rod Carew
1978 ... Roy Smalley
1979 ... Rob Wilfong
1980 ... John Castino
1981 ... Sal Butera
1982 ... Gary Ward
1983 ... Mickey Hatcher
1984 ... Frank Viola
1985 ... Ron Davis
1986 ... Gary Gaetti
1987 ... Greg Gagne
1988 ... Allan Anderson
1989 ... Brian Harper
1990 ... Mark Guthrie
1991 ... Shane Mack
1992 ... Mark Guthrie
1993 ... Larry Casian
1994 ... Chuck Knoblauch
1995 ... Pedro Munoz
1996 ... Rich Becker
1997 ... Brad Radke
1998 ... Todd Walker
1999 ... Eric Milton
2000 ... Cristian Guzman
2001 ... Joe Mays
2002 ... LaTroy Hawkins
2003 ... Johan Santana
2004 ... Juan Rincon
2005 ... Carlos Silva
2006 ... Michael Cuddyer
2007 ... Carlos Silva
2008 ... Alexi Casilla
2009 ... Michael Cuddyer
2010 ... Delmon Young
2011 ... Glen Perkins
2012 ... Ben Revere
2013 ... Brian Dozier
2014 ... Eduardo Escobar
2015 ... Aaron Hicks

Award voted on by the Twin Cities Chapter of the BBWAA

SHERRY ROBERTSON AWARD — TWINS OUTSTANDING FARM SYSTEM POSITION PLAYER*

(Former Twins Farm Director)

1970 ... Mark Wiley
1971 ... Steve Brye
1972 ... Tom Smithson
1973 ... Craig Kusick
1974 ... Butch Wynegar
1975 ... Steve Luebber
1976 ... Dan Graham
1977 ... Greg Field
1978 ... Steve Douglas
1979 ... Steve Green
1980 ... Bob Konopa
1981 ... Kent Hrbek
1982 ... Jeff Reed
1983 ... Tim Teufel
1984 ... Curt Wardle
1985 ... Mark Davidson
1986 ... Gene Larkin
1987 ... Mike Dyer
1988 ... Pete Delkus
1989 ... Paul Sorrento
1990 ... Denny Neagle
1991 ... Pat Mahomes
1992 ... Marty Cordova
1993 ... LaTroy Hawkins
1994 ... LaTroy Hawkins
1995 ... Javier Valentin
1996 ... Todd Walker
1997 ... David Ortiz
1998 ... Doug Mientkiewicz
1999 ... Michael Restovich
2000 ... John Barnes
2001 ... Michael Cuddyer
2002 ... Lew Ford
2003 ... Joe Mauer
2004 ... Jason Kubel
2005 ... David Winfree
2006 ... Alexi Casilla
2007 ... Brian Buscher
2008 ... Ben Revere
2009 ... Ben Revere
2010 ... Joe Benson
2011 ... Brian Dozier
2012 ... Oswaldo Arcia
2013 ... Byron Buxton
2014 ... Kennys Vargas
2015 ... Max Kepler

* beginning in 2002, the Twins presented two awards, distinguishing between position players (Sherry Robertson Award) and pitchers.

JIM RANTZ AWARD — TWINS OUTSTANDING FARM SYSTEM PITCHER*

(Former Twins Director of Minor Leagues)

2002 ... J.D. Durbin
2003 ... Jesse Crain
2004 ... Scott Baker
2005 ... Francisco Liriano
2006 ... Matt Garza
2007 ... Kevin Slowey
2008 ... Anthony Slama
2009 ... David Bromberg
2010 ... Kyle Gibson
2011 ... Liam Hendriks
2012 ... B.J. Hermsen
2013 ... Andrew Albers
2014 ... Jose Berrios
2015 ... Jose Berrios

DICK SIEBERT AWARD — UPPER MIDWEST PLAYER OF THE YEAR

(Former University of Minnesota Baseball Coach)

1962 ... Dick Stigman, MIN
1963 ... John Blanchard, NYY
1964 ... Bob Johnson, BAL
1965 ... Jerry Kindall, MIN
1966 ... Rick Reichardt, CAL
1967 ... Lee Stange, BOS
1968 ... Jerry Koosman, NYM
1969 ... Jerry Koosman, NYM
1970 ... Jerry Koosman, NYM
1971 ... Dick Green, OAK
1972 ... Denis Menke, CIN
1973 ... John Hiller, DET
1974 ... Dave Winfield, SD
1975 ... Dave Goltz, MIN
1976 ... Tom Poquette, KC
1977 ... Tom Johnson, MIN
1978 ... Paul Molitor, MIL
1979 ... Dave Winfield, SD
1980 ... Paul Molitor, MIL & Jack Morris, DET
1981 ... Jack Morris, DET
1982 ... Paul Molitor, MIL
1983 ... Mike Boddicker, BAL
1984 ... Kent Hrbek, MIN
1985 ... Dave Winfield, NYY
1986 ... Jack Morris, DET
1987 ... Paul Molitor, MIL
1988 ... Dave Winfield, NYY
1989 ... Terry Steinbach, OAK
1990 ... Mike Boddicker, BOS
1991 ... Jack Morris, MIN
1992 ... Dave Winfield, MIN
1993 ... Paul Molitor, TOR
1994 ... Paul Molitor, TOR
1995 ... Dan Wilson, SEA
1996 ... Paul Molitor, MIN
1997 ... Denny Neagle, ATL
1998 ... Rick Helling, TEX
1999 ... Rick Helling, TEX
2000 ... Darin Erstad, ANA
2001 ... Aaron Sele, SEA
2002 ... Jarrod Washburn, ANA
2003 ... Jim Brower, SF
2004 ... Keith Foulke, BOS
2005 ... Travis Hafner, CLE
2006 ... Joe Mauer, MIN
2007 ... Pat Neshek, MIN
2008 ... Joe Mauer, MIN
2009 ... Joe Mauer, MIN
2010 ... Joe Mauer, MIN
2011 ... Jeremy Hellickson, TB
2012 ... Joe Mauer, MIN
2013 ... Jordan Zimmermann, WAS
2014 ... Pat Neshek, STL
2015 ... Tony Watson, PIT

Award voted on by the Twin Cities Chapter of the BBWAA

TWINS ANNUAL AWARDS

CARL R. POHLAD AWARD — OUTSTANDING COMMUNITY SERVICE

(Late Twins Owner)

Established in 1993, the Carl R. Pohlad Award is named after the late Twins owner, who always felt the need to return something to his community. Voted on by the Twins Community Fund Board of Directors, the award recognizes a Twins player whose work and dedication on behalf of the ball club benefit communities throughout the Upper Midwest.

1993	Brian Harper
1994	Kent Hrbek
1995	Kirby Puckett
1996	Paul Molitor
1997	Rick Aguilera
1998	Terry Steinbach
1999	Ron Coomer
2000	Denny Hocking
2001	Corey Koskie
2002	Brad Radke
2003	Doug Mientkiewicz
2004	Torii Hunter
2005	Ron Gardenhire
2006	Michael Cuddyer
2007	Johan Santana
2008	Joe Mauer
2009	Justin Morneau
2010	Jesse Crain
2011	Carl Pavano
2012	Denard Span
2013	Glen Perkins
2014	Brian Duensing
2015	Brian Dozier

MIKE AUGUSTIN AWARD
"MEDIA GOOD GUY" AWARD

(Former Pioneer Press Sports Writer)

2006	Torii Hunter
2007	Torii Hunter
2008	Joe Nathan
2009	Denard Span
2010	Michael Cuddyer
2011	Michael Cuddyer
2012	Glen Perkins
2013	Brian Dozier
2014	Ron Gardenhire
2015	Torii Hunter

Award voted on by the Twin Cities Chapter of the BBWAA

BOB ALLISON AWARD
LEADERSHIP AWARD

(Former Twins Outfielder)

2005	Mike Redmond
2006	Brad Radke
2007	Mike Redmond
2008	Justin Morneau
2009	Michael Cuddyer
2010	Michael Cuddyer
2011	Michael Cuddyer
2012	Justin Morneau
2013	Justin Morneau
2014	Kurt Suzuki
2015	Torii Hunter

Award voted on by the Twin Cities Chapter of the BBWAA

HERB CARNEAL AWARD
LIFETIME ACHIEVEMENT AWARD

(Former Twins Broadcaster)

2006	Herb Carneal
2007	Tom Mee
2008	Carl Pohlad
2009	Jerry Bell
2010	Bert Blyleven
2011	John Gordon
2012	Jim Rantz
2013	Tony Oliva
2014	none awarded
2015	Tom Kelly

Award voted on by the Diamond Awards Committee

KIRBY PUCKETT AWARD
ALUMNI COMMUNITY SERVICE

(Former Twins Outfielder)

2006	Harmon Killebrew
2007	Tony Oliva
2008	Kent Hrbek
2009	Rod Carew
2010	Bert Blyleven
2011	Terry Steinbach
2012	Roy Smalley
2013	Frank Quilici
2014	Jim Kaat
2015	Julio Becquer

Award voted on by the Twins Community Fund Board of Directors

TERRY RYAN AWARD
PLAY BALL! MINNESOTA

(Twins Executive VP/General Manager)

2006	John Wilkes
2007	Bill Peterson
2008	Tink Larson
2009	Jim Peck
2010	Ed Lippert
2011	Dale Welter
2012	Jim Berbee
2013	Steve Winfield
2014	Larry Gallagher
2015	Craig Anderson

Award voted on by the Diamond Awards Committee

MOST YEARS PLAYED AT A POSITION

C	Joe Mauer	2004-13 (10)
1B	Kent Hrbek	1982-94 (13)
2B	Rod Carew	1967-69, 71-75 (8)
SS	Greg Gagne	1985-92 (8)
3B	Gary Gaetti	1982-90 (9)
OF	Kirby Puckett	1984-95 (12)
OF	Torii Hunter	1998-2007, 15 (11)
OF	Tony Oliva	1964-71 (8)
OF	Bob Allison	1961-63, 65-69 (8)

TWINS AWARDS AND HONORS

MVP/PLAYER OF THE YEAR

1965 AL MVP ..... Zoilo Versalles
1965 TSN AL Player of the Year ..... Tony Oliva
1969 AL MVP ..... Harmon Killebrew
1969 TSN AL Player of the Year ..... Harmon Killebrew
1970 TSN AL Player of the Year ..... Harmon Killebrew
1971 TSN AL Player of the Year ..... Tony Oliva
1975 Joe Cronin Award/AL Player of the Year ..... Rod Carew
1977 AL MVP ..... Rod Carew
1977 TSN MLB Player of the Year ..... Rod Carew
2006 AL MVP ..... Justin Morneau
2006 Baseball America MLB Player of the Year ..... Johan Santana
2009 AL MVP ..... Joe Mauer

CY YOUNG AWARD/PITCHER OF THE YEAR

1965 TSN AL Pitcher of the Year ..... Jim Grant
1966 TSN AL Pitcher of the Year ..... Jim Kaat
1970 AL Cy Young Award ..... Jim Perry
1988 AL Cy Young Award ..... Frank Viola
1988 TSN AL Pitcher of the Year ..... Frank Viola
2004 AL Cy Young Award ..... Johan Santana
2004 TSN AL Pitcher of the Year ..... Johan Santana
2006 AL Cy Young Award ..... Johan Santana

ROOKIE OF THE YEAR

1964 AL Rookie of the Year ..... Tony Oliva
1964 TSN AL Rookie Player of the Year ..... Tony Oliva
1967 AL Rookie of the Year ..... Rod Carew
1967 TSN AL Rookie Player of the Year ..... Rod Carew
1970 TSN AL Rookie Pitcher of the Year ..... Bert Blyleven
1976 TSN AL Rookie Player of the Year ..... Butch Wynegar
1979 AL Co-Rookie of the Year ..... John Castino with Alfredo Griffin
1991 AL Rookie of the Year ..... Chuck Knoblauch
1991 TSN AL Rookie Player of the Year ..... Chuck Knoblauch
1995 AL Rookie of the Year ..... Marty Cordova

MANAGER OF THE YEAR

1965 TSN Major League Manager of the Year ..... Sam Mele
1965 AP AL Manager of the Year ..... Sam Mele
1965 UPI AL Manager of the Year ..... Sam Mele
1987 UPI AL Manager of the Year ..... Tom Kelly
1991 TSN AL Manager of the Year ..... Tom Kelly
1991 UPI AL Manager of the Year ..... Tom Kelly
1991 AL Manager of the Year ..... Tom Kelly
2004 TSN AL Manager of the Year ..... Ron Gardenhire with Buck Showalter
2008 Baseball America AL Manager of the Year ..... Ron Gardenhire
2010 TSN AL Manager of the Year ..... Ron Gardenhire
2010 AL Manager of the Year ..... Ron Gardenhire
2015 TSN AL Manager of the Year ..... Paul Molitor

EXECUTIVE OF THE YEAR

1965 TSN Executive of the Year ..... Calvin Griffith
1991 TSN Executive of the Year ..... Andy MacPhail
2002 TSN Executive of the Year ..... Terry Ryan
2004 Baseball America's MLB Executive of the Year ..... Terry Ryan
2006 TSN Executive of the Year ..... Terry Ryan

ROLAIDS RELIEF MAN AWARD/ FIREMAN OF THE YEAR

1969 TSN AL Fireman of the Year ..... Ron Perranoski
1970 TSN AL Fireman of the Year ..... Ron Perranoski
1976 TSN AL Fireman of the Year ..... Bill Campbell
1976 Rolaids Relief Man Award ..... Bill Campbell
1979 TSN co-AL Fireman of the Year ..... Mike Marshall with Jim Kern
1987 TSN co-AL Fireman of the Year ..... Jeff Reardon with Dave Righetti
2009 Rolaids Relief Man Award ..... Joe Nathan (tied with Mariano Rivera)

COMEBACK PLAYER OF THE YEAR

1967 AP American League ..... Dean Chance
1979 UPI American League ..... Jerry Koosman
1991 TSN American League ..... Jack Morris
2010 AL Comeback Player of the Year ..... Francisco Liriano

ROBERTO CLEMENTE AWARD

1977 Rod Carew
1994 Dave Winfield
1996 Kirby Puckett

BRANCH RICKEY AWARD

1993 Kirby Puckett
1998 Paul Molitor

ROBERT O. FISHEL PUBLIC RELATIONS AWARD

1988 Tom Mee

DONALD DAVIDSON TRAVELING SECRETARY OF THE YEAR AWARD

2000 Remzi Kiratli

ORGANIZATION OF THE YEAR AWARD

2000 Topps'
2002 *Baseball America*
2002 USA Today
2004 *Baseball America*

TOPPS' LONG & MERITORIOUS SERVICE AWARD

1984 George Brophy
1997 Jim Rantz

CHIEF BENDER AWARD SCOUT OF THE YEAR AWARD

2008 Jim Rantz
2011 Mike Radcliff

BASEBALL AMERICA MINOR LEAGUE PLAYER OF THE YEAR

2003 Joe Mauer
2013 Byron Buxton

USA TODAY MINOR LEAGUE PLAYER OF THE YEAR

2005 Francisco Liriano
2006 Matt Garza

OUTSTANDING DESIGNATED HITTER

1991 Chili Davis
1996 Paul Molitor

LELAND S. MACPHAIL, JR. AWARD — MVP OF ALCS

1987 Gary Gaetti
1991 Kirby Puckett

WORLD SERIES MVP

1987 Frank Viola
1991 Jack Morris

JOE CRONIN AWARD

1975 Rod Carew
1993 Dave Winfield

TWINS AWARDS AND HONORS

AMERICAN LEAGUE PLAYER OF THE MONTH

1974 May ..... Rod Carew (.425, 37-87)
1975 May ..... Jim Hughes (6-0, 0.69 ERA, 5 CG, 7 inn SHO relief)
1977 June ..... Rod Carew (.482)
1977 September ..... Rod Carew (.439)
1984 July ..... Kent Hrbek (31 RBI, 76 TB, .717 SLG)
1986 April ..... Kirby Puckett (.396, 68 TB, 36 H, 8 HR, 22 R)
1986 June ..... Kent Hrbek (.400, .726 SLG, 8 HR, 27 RBI)
1987 July ..... Frank Viola (5-0, 2 CG, 1.88 ERA, 1 SHO, 48 IP)
1988 May ..... Frank Viola (6-0, 1.53 ERA, 2 CG, 2 SHO, 47 IP, 39 K)
1989 August ..... Kent Hrbek (.370, 7 HR, 23 RBI, 69 TB, 6 GW-RBI, 21 R)
1992 May ..... Kirby Puckett (.374, 23 R, 40 H, 7 HR, 25 RBI)
1992 June ..... Kirby Puckett (.336, 24 R, 40 H, 5 HR, 24 RBI)
2002 April ..... Torii Hunter (.371, 39 H, 9 HR, 20 RBI)
2006 June ..... Joe Mauer (.452, 42 H, 14 RBI, 187 R, .528 OBP)
2007 May ..... Justin Morneau (.314, 33 H, 10 HR, 29 RBI, .667 SLG)
2009 May ..... Joe Mauer (.414, 41 H, 11 SLG, 32 RBI, .500 OBP, .838 SLG)
2010 July ..... Delmon Young (.434, 6 SLG, 12 2B, 30 RBI, .736 SLG)

AMERICAN LEAGUE PITCHER OF THE MONTH

1991 May ..... Scott Erickson (5-0, 1.36 ERA, 46.1 IP, 1 SHO)
1991 June ..... Jack Morris (6-0, 2 CG, 1 SHO)
1991 August ..... Kevin Tapani (5-0, 48 IP, 1 CG, 8-game win-streak)
1992 April ..... Bill Krueger (4-0, 0.84 ERA, 32 IP, 18 H, 3 ER, 16 K, 1 SHO)
1992 June ..... John Smiley (4-0, 1.34 ERA, 47 IP, 34 H, 8 BB, 35 K)
1993 June ..... Rick Aguilera (10 saves, 0.00 ERA, 13 IP, 39/42 batters retired)
1997 July ..... (co-with Finley) Brad Radke (6-0, 1.57 ERA, 46 IP, 10 BB, 30 K)
2001 April ..... Brad Radke (5-0, 2.23 ERA, 48.1 IP, 4 BB, 25 K)
2003 August ..... Johan Santana (5-0, 1.07 ERA, 42.0 IP, 10 BB, 44 K)
2004 July ..... Johan Santana (3-2, 1.17 ERA, 46.0 IP, 14 H, 61 K)
2004 August ..... Johan Santana (6-0, 2.08 ERA, 43.1 IP, 7 BB, 52 K)
2004 September ..... Johan Santana (5-0, 0.45 ERA, 40.0 IP, 7 BB, 52 K)
2006 June ..... Johan Santana (5-0, 1.05 ERA, 43.0 IP, 24 H, 44 K)
2006 September ..... Johan Santana (3-1, 1.78 ERA, 35.1 IP, 38 K)
2010 April ..... Francisco Liriano (3-0, 0.93 ERA, 29.0 IP, 27 K)

THE SPORTING NEWS/LOUISVILLE SILVER SLUGGER AWARD

Kirby Puckett ..... 1986, 87, 88, 89 and 92
Paul Molitor 1996
Chuck Knoblauch ..... 1995 and 97
Joe Mauer ..... 2006, 08, 09, 10 and 13
Justin Morneau ..... 2006 and 08
Josh Willingham 2012

AMERICAN LEAGUE ROOKIE OF THE MONTH

2006 June ..... Francisco Liriano (4-1, 2.31, 35.0 IP, 35 K)
2006 July ..... Francisco Liriano (4-1, 1.51, 41.2 IP, 55 K)
2006 September ..... Boof Bonser (4-1, 2.63, 37.2 IP, 30 K)
2011 June ... (co-with OAK's Jemile Weeks) Ben Revere (.294, 30 H, 14 R, 7 SB)
2015 August ..... Miguel Sano (.278, 7 2B, 9 HR, 26 RBI, 1.006 OPS)

RAWLINGS GOLD GLOVE AWARD WINNERS

1961 Earl Battey, c
1962 Earl Battey, c
Jim Kaat, p
Vic Power, 1b
1963 Jim Kaat, p
Vic Power, 1b
Zoilo Versalles, ss
1964 Jim Kaat, p
1965 Jim Kaat, p
Zoilo Versalles, ss
1966 Jim Kaat, p
Tony Oliva, rf
1967 Jim Kaat, p
1968 Jim Kaat, p
1969 Jim Kaat, p
1970 Jim Kaat, p
1971 Jim Kaat, p
1972 Jim Kaat, p
1986 Gary Gaetti, 3b
Kirby Puckett, cf
1987 Gary Gaetti, 3b
Kirby Puckett, cf
1988 Gary Gaetti, 3b
Kirby Puckett, cf
1989 Gary Gaetti, 3b
Kirby Puckett, cf
1991 Kirby Puckett, cf
1992 Kirby Puckett, cf
1997 Chuck Knoblauch, 2b
2001 Torii Hunter, cf
Doug Mientkiewicz, 1b
2002 Torii Hunter, cf
2003 Torii Hunter, cf
2004 Torii Hunter, cf
2005 Torii Hunter, cf
2006 Torii Hunter, cf
2007 Torii Hunter, cf
Johan Santana, p
2008 Joe Mauer, c
2009 Joe Mauer, c
2010 Joe Mauer, c

AMERICAN LEAGUE PLAYER OF THE WEEK

1974 April 30 ..... Bill Campbell (20.1 innings of scoreless relief)
July 2 ..... Tony Oliva (4 HR, 12 hits in 2 days)
1975 June 8 ..... Rod Carew (.647)
1976 Sept. 5 ..... Rod Carew (.467, 9 R, 5 RBI, stole home)
1977 June 27 ..... Rod Carew (.607)
1979 May 6 ..... Mike Marshall (5 G, 3-0, 2 saves)
June 1 ..... Roy Smalley (.462, 3 HR, 11 RBI)
1981 May 3 ..... Roy Smalley (.476, 3 GW-RBI)
1982 July 4 ..... Gary Ward (.400, 4 HR, 12 RBI, 1.080 SLG)
Sept. 12 ..... Gary Ward (3 HR, 9 RBI)
1984 August 19 ..... Mickey Hatcher (.556, 5 2B, 28 TB, 6 RBI)
1985 August 18 ..... Bert Blyleven (1.50 ERA, 2 CG, 1 SHO, 16 K)
1986 April 27 ..... Kirby Puckett (.462, 4 HR, .962 SLG)
June 22 ..... (co-winner with Sutton) Kent Hrbek (.480, 4 HR, 12 RBI)
August 3 ..... Kirby Puckett (.519, 14 H, 2 HR, 8 RBI, .963 SLG)
1987 August 31 ..... (co-winner with Lansford) Kirby Puckett (.577, 8 R)
1988 May 1 ..... Kent Hrbek (.478, 4 2B, 1.174 SLG)
May 29 ..... (co-winner with Filer) Jeff Reardon (5 saves in 5 games)
June 5 ..... Greg Gagne (.529, 1.176 SLG, 7 RBI)
August 14 ..... Dan Gladden (.566, 4 SB, 7 R)
1989 June 18 ..... Gary Gaetti (.360, 8 R, 4 HR, 10 RBI, .840 SLG)
June 25 ..... Dan Gladden (14 H, 10 R, 2 HR, 6 RBI)
July 2 ..... Frank Viola (2-0, 2 CG, 0.50 ERA, 11 K, 1 SHO)
July 30 ..... Kent Hrbek (6 R, 3 HR, 13 RBI, 1.000 SLG)
1990 July 15 ..... Kent Hrbek (.563, 3 HR, 4 RBI, 1.188 SLG, .682 OBP)
1992 June 7 ..... Kirby Puckett (.414, 3 HR, 10 RBI)
June 28 ..... Brian Harper (.632, 6 R, 2 HR, 7 RBI, 1.053 SLG)
1993 May 16 ..... Dave Winfield (.522, 12 H, 7 R, 3 HR, 6 RBI)
June 13 ..... Shane Mack (.400, 3 HR, 10 RBI)
Sept. 12 ..... Kevin Tapani (2-0, 0.57 ERA, 15.2 IP, 1 ER, 14 K, 1 SHO)
1994 May 1 ..... Scott Erickson (no-hitter April 27 vs. MIL, 9.0 IP, 4 BB, 5 K)
1995 May 21 ..... Marty Cordova (Homered in 5 cons. games, May 16-20)
Sept. 3 ..... Chuck Knoblauch (.545, 6 R, 3 2B, 2 HR, 5 RBI)
1996 April 7 ..... Dave Hollins (.615, 6 R, 2 HR, 5 RBI)
July 7 ..... Chuck Knoblauch (.536, 4 2B, 2 3B, 3 HR, 9 RBI, 3 SB)
1997 Sept. 21 ..... Brad Radke (2-0, 1.02 ERA, 17.2 IP, 2 ER, 2 BB, 13 K)
1998 July 26 ..... Todd Walker (.750, 15 H, 8 R, 1.050 SLG, .783 OBP)
1999 Sept. 12 ..... Eric Milton (no-hitter, Sept. 11 vs. ANA, 9.0 IP, 2 BB, 13 K)
2001 July 8 ..... Matt Lawton (.586, 11 runs, 4 HR, 10 RBI)
2002 June 9 ... Jacque Jones (.538, 14 hits, 10 RBI, 24 TB, .923 SLG, .571 OBP)
2003 May 11 .. Jacque Jones (.560, 14 hits, 10 R, 24 TB, .960 SLG, .560 OBP)
June 22 .. (co-with Wells) Corey Koskie (.429, 10 R, 11 RBI, 25 TB, .893 SLG)
2004 May 16 ..... (co-with Martinez) Joe Nathan (0.00 ERA, 4 saves, 4.0 IP, 5 K)
June 20 ..... Johan Santana (2-0, 2.25 ERA, 16.0 IP, 19 K)
Sept. 19 ..... Johan Santana (2-0, 0.00 ERA, 15.0 IP, 21 K)
2005 June 13 .. Torii Hunter (.381, 9 R, 3 HR, 5 RBI, 21 TB, 1.000 SLG, .458 OBP)
July 5 ..... Joe Nathan (0.00 ERA, 5 saves, 5.0 IP, 5 K)
August 22 ..... Lew Ford (.364, 7 R, 3 HR, 10 RBI, 21 TB, .636 SLG)
2006 June 11 ..... Torii Hunter (.625, 15-24, 5 2B, 4 RBI, 2 SB)
2007 July 8 ..... Justin Morneau (.438, 4 HR, 13 RBI)
August 19 ..... Johan Santana (1-0, 1.80 ERA, 15.0 IP, 21 K)
2008 Sept. 14 ..... Carlos Gomez (.333, 2 2B, 1 3B, 10 RBI)
2009 May 26 ..... Joe Mauer (.458, 4 HR, 25 TB, 13 RBI, 12 R)
July 6 ..... Justin Morneau (.480, 4 HR, 26 TB, 8 RBI)
Sept. 21 ..... Michael Cuddyer (.292, 2 2B, 3 HR, 11 RBI)
October 5 .... Jason Kubel (.423, 3 HR, 12 RBI) & Delmon Young (.448, 3 HR, 12 RBI)
2010 July 6 ..... Jim Thome (.400, 4 HR, 1 2B, 1 3B, 7 R, 1.150 SLG)
2011 May 9 ..... Francisco Liriano (no-hitter May 3 at CWS)
August 22 .... Jim Thome (600th career HR & 2-HR game, Aug. 15 at DET)
2012 April 9 ..... Josh Willingham (.455, 2B, 3 HR, 4 RBI in 6 games)
2014 April 6 ... (co-with J. Hamilton) Chris Colabello (.391, 4 2B, HR, 11 RBI, 4 R)
August 24 ..... Trevor Plouffe (.367, 5 2B, 2 HR, 10 RBI, 6 R in 7 G)
August 24 ..... Danny Santana (.378, 2 2B, 2 3B, HR, 6 RBI, 7 R in 8 G)

TWINS AMERICAN LEAGUE LEADERS

BATTING

BATTING CHAMPION

1964	Tony Oliva	.323
1965	Tony Oliva	.321
1969	Rod Carew	.332
1971	Tony Oliva	.337
1972	Rod Carew	.318
1973	Rod Carew	.350
1974	Rod Carew	#.364
1975	Rod Carew	#.359
1977	Rod Carew	#.388
1978	Rod Carew	.333
1989	Kirby Puckett	#.339
2006	**Joe Mauer**	**#.347**
2008	**Joe Mauer**	**+.328**
2009	**Joe Mauer**	**#.365**

HOME RUNS

1962	Harmon Killebrew	48
1963	Harmon Killebrew	45
1964	Harmon Killebrew	49
1967	Harmon Killebrew	*44
1969	Harmon Killebrew	49

RBI

1962	Harmon Killebrew	126
1969	Harmon Killebrew	140
1971	Harmon Killebrew	119
1977	Larry Hisle	119
1994	Kirby Puckett	112

HITS

1964	Tony Oliva	#217
1965	Tony Oliva	185
1966	Tony Oliva	191
1969	Tony Oliva	197
1970	Tony Oliva	204
1971	Cesar Tovar	204
1973	Rod Carew	203
1974	Rod Carew	#218
1977	Rod Carew	#239
1987	Kirby Puckett	*207
1988	Kirby Puckett	#234
1989	Kirby Puckett	#215
1992	Kirby Puckett	#210
1996	Paul Molitor	225

RUNS

1963	Bob Allison	99
1964	Tony Oliva	109
1965	Zoilo Versalles	126
1977	Rod Carew	128

DOUBLES

1964	Tony Oliva	43
1965	Zoilo Versalles	*45
1967	Tony Oliva	34
1969	Tony Oliva	39
1970	Tony Oliva	36
	Cesar Tovar	36
1989	Kirby Puckett	45
1994	Chuck Knoblauch	45

TRIPLES

1963	Zoilo Versalles	13
1964	Zoilo Versalles	10
	Rich Rollins	10
1965	Zoilo Versalles	*12
1970	Cesar Tovar	13
1973	Rod Carew	*11
1977	Rod Carew	16
1981	John Castino	9
1996	Chuck Knoblauch	14
2000	Cristian Guzman	#20
2001	Cristian Guzman	#14
2003	Cristian Guzman	#14
2009	Denard Span	*10
2015	**Eddie Rosario**	**#15**

TOTAL BASES

1964	Tony Oliva	374
1965	Zoilo Versalles	308
1988	Kirby Puckett	358
1992	Kirby Puckett	313

PITCHING

WINS

1965	Jim Grant	21
1966	Jim Kaat	25
1970	Jim Perry	24
1977	Dave Goltz	*20
1988	Frank Viola	24
1991	Scott Erickson	*20
2006	Johan Santana	#19

EARNED RUN AVERAGE

1988	Allan Anderson	2.45
2004	Johan Santana	2.61
2006	Johan Santana	#2.77

STRIKEOUTS

1961	Camilo Pascual	221
1962	Camilo Pascual	206
1963	Camilo Pascual	202
2004	Johan Santana	#265
2005	Johan Santana	#238
2006	Johan Santana	#245

SHUTOUTS

1961	Camilo Pascual	*8
1962	Camilo Pascual	*5
	Jim Kaat	*5
1965	Jim Grant	6
1973	Bert Blyleven	9
1996	Rich Robertson	*3

COMPLETE GAMES

1962	Camilo Pascual	18
1963	Camilo Pascual	*18
1966	Jim Kaat	19
1967	Dean Chance	18

INNINGS PITCHED

1966	Jim Kaat	304.2
1967	Dean Chance	283.2
1986	Bert Blyleven	271.2

SAVES

1968	Al Worthington	17
1969	Ron Perranoski	31
1970	Ron Perranoski	34
1979	Mike Marshall	32
2002	Eddie Guardado	45

GAMES

1976	Bill Campbell	78
1979	Mike Marshall	90
1996	Eddie Guardado	*83
1999	Bob Wells	*76
2009	Matt Guerrier	79

WIN PERCENTAGE

1965	Mudcat Grant (21-7)	.750
1966	Dave Boswell (12-5)	.706
1976	Bill Campbell (17-5)	.773
1988	Frank Viola (24-7)	.774
2003	Johan Santana (12-3)	.800
2006	Francisco Liriano (12-3)	.800

— denotes major league lead
* — denotes tie for league lead

FRANCHISE RECORDS

1901–2015

The history of the Minnesota Twins franchise dates back to the year 1901 when, as the Washington Senators, they were born as one of the eight original franchises in the American League. For sixty years, the Senators played baseball in our nation's capital, winning one World Championship and three American League pennants, while adding Hall of Fame players like Walter Johnson, Sam Rice and Goose Goslin to the rich history of America's game.

In 1961, owner Calvin Griffith moved the Senators from Washington, DC to Minnesota where a new chapter has been written, one more impressive than the first. In the 55 years since, the Minnesota Twins have won two World Championships, three American League pennants and made 11 playoff appearances. It is here that players like Killebrew, Kaat, Carew, Blyleven, Hrbek, Puckett and Mauer have been able to weave their own names into history, not only for the franchise, but for the game.

The records and All-Time Top Ten Lists below recognize this history by including the statistics of the Washington Senators of 1901-60, as their history is our history, and any franchise history without them would be incomplete.

INDIVIDUAL SEASON RECORDS [1901–2015]

BATTING AND BASERUNNING

Average	.388, Carew, 1977
Games	+164, Tovar, 1967
Plate Appearances	744, Puckett, 1985
At-Bats	691, Puckett, 1985
Runs	140, Knoblauch, 1996
Hits	239, Carew, 1977
Extra-Base Hits	84, Oliva, 1964
Total Bases	374, Oliva, 1964
Slugging Percentage	.614, Goslin, 1928
Singles	182, Rice, 1925
Doubles	51, Vernon, 1946
Triples	20, Goslin, 1925
	Guzman, 2000
Home Runs, Right-Handed	49, Killebrew, 1964, 69
Home Runs, Left-Handed	34, Hrbek, 1987
	Morneau, 2006
Home Runs, Rookie	33, Hall, 1963
Home Runs, Home	29, Killebrew, 1961
Home Runs, Road	28, Killebrew, 1962
Grand Slams	3, Allison, 1961
	Carew, 1976
	Hrbek, 1985
	Puckett, 1992
	Hunter, 2007
RBI	140, Killebrew, 1969
Walks	151, Yost, 1956
Hit-by-Pitch	24, Elberfeld, 1911
Strikeouts	148, Dozier, 2015
Fewest Strikeouts	9 (616 AB), Rice, 1929
Ground Into Doubleplay	28, Killebrew, 1970
	28, Plouffe, 2015
Fewest Ground Into Doubleplays	2 (613 AB), Tovar, 1968
Sacrifice Hits	36, Hill, 1905
Sacrifice Flies	16, Gandil, 1914
Consecutive Game Hit-Streak	33, Manush,1933
Stolen Bases	88, Milan, 1912
Caught Stealing	33, Milan, 1912
Stolen Base Percentage	.955, Casilla, 2012

PITCHING

ERA	+1.14 (371.2 ip), Johnson, 1913
Win Percentage	.837 (36-7), Johnson, 1913
Wins	36, Johnson, 1913
Relief Wins	17, Campbell, 1976
Losses	+26, Townsend, 1904
	Groom, 1909
Decisions	46, Johnson, 1914
Saves	47, Nathan, 2009
Games	+90, Marshall, 1979
Games Started	42, Kaat, 1965
	Johnson, 1910
Complete Games	38, Johnson, 1910
Relief Appearances	*89, Marshall, 1979
Games Finished	#84, Marshall, 1979
Innings Pitched	373, Johnson, 1910
Hits	367, Orth, 1902
Runs	198, Carrick, 1901
Earned Runs	144, DeShong, 1937
Home Runs	#50, Blyleven, 1986
Strikeouts	313, Johnson, 1910
Walks	146, Newsom, 1936
Hit-Batsmen	20, Johnson, 1923
Wild Pitches	21, Johnson, 1910
Shutouts	11, Johnson, 1913
Shutouts Lost	+10, Johnson, 1909
Consecutive Shutout Innings Pitched	+55.2, Johnson, 1913
1-0 Games Won	+5, Johnson, 1913 and 19
1-0 Games Lost	4, Johnson, 1909 and 16
Consecutive Wins	+16, Johnson, 1912
Consecutive Losses	16, Felton, 1980-82
One-Season	13, Felton, 1982

(# — denotes major league record; + — denotes league record; * — denotes tie for league record)

TEAM SEASON RECORDS [1901–2015]

MISCELLANEOUS

Highest Win Percentage (99-53)	.651 in 1933
Lowest Win Percentage (38-113)	.252 in 1904
Most Consecutive Wins	17 in 1912
Most Consecutive Losses	18 in 1948 and 59
Most Games	+164 in 1967
Fewest Games	110 in 1981
Most Home Games	*84 in 1985
Most Road Games	83 in 1967
Most Night Games	118 in 1990
Most Night Games Won	69 in 1991, 2002 and 06
Most Players Used	48 in 2014
Fewest Players Used	25 in 1908 and 17

TEAM SEASON RECORDS [1901–2015]

BATTING AND BASERUNNING

Highest Batting Average	.303 in 1929
Lowest Batting Average	.223 in 1909
Most At-Bats	5677 in 1969
Fewest At-Bats	4472 in 1918
Most Runs	892 in 1930
Fewest Runs	+380 in 1909
Most Hits	1633 in 1996
Fewest Hits	1112 in 1909
Most Extra-Base Hits	551 in 2002
Fewest Extra-Base Hits	199 in 1909
Most Total Bases	2440 in 2003
Highest Slugging Percentage	.437 in 2002
Lowest Slugging Percentage	.287 in 1910
Most Singles	1209 in 1935
Fewest Singles	914 in 1967
Most Doubles	348 in 2002
Fewest Doubles	132 in 1908
Most Triples	100 in 1932
Fewest Triples	24 in 2004
Most Home Runs	225 in 1963
Fewest Home Runs	4 in 1917
Most Grand Slams	8 in 1961
Fewest Grand Slams	0 in 1968
Most Walks	690 in 1956
Fewest Walks	257 in 1903
Most Strikeouts	1430 in 2013
Fewest Strikeouts	296 in 1902
Most Ground Into Doubleplays	172 in 1996
Fewest Ground Into Doubleplays	93 in 1965
Most Sacrifice Hits	142 in 1979
Most Sacrifice Flies	72 in 2008
Most Left-on-Base	1305 in 1935
Fewest Left-on-Base	998 in 1959
Most Stolen Bases	287 in 1913
Fewest Stolen Bases	32 in 1963
Consecutive Scoreless Inns.	+30 in 1964 and 78

PITCHING

Lowest ERA	2.14 in 1918
Highest ERA	5.76 in 1995
Most Wins	102 in 1965
Fewest Wins	38 in 1904
Most Losses	113 in 1904
Fewest Losses	60 in 1965
Most Saves	58 in 1970
Most Innings Pitched	1497.2 in 1969
Fewest Innings Pitched	1183.0 in 1901
Most Runs Allowed	924 in 1956
Most Hits Allowed	1672 in 1935
Fewest Hits Allowed	1021 in 1918
Most Home Runs Allowed	233 in 1996
Fewest Home Runs Allowed	10 in 1907 and 18
Most Strikeouts	1164 in 2006
Fewest Strikeouts	300 in 1902
Most Walks	779 in 1949
Fewest Walks	284 in 1901
Most Complete Games	137 in 1904
Fewest Complete Games	1 in 2006
Most Shutouts Won	25 in 1914
Most Shutouts Lost	29 in 1909
Most 1-0 Games Won	#11 in 1914
Most 1-0 Games Lost	7 in 1915

FIELDING

Most Errors	323 in 1901
Fewest Errors	74 in 2002
Most Consecutive Errorless Games	12 in 2002
Most Passed Balls	40 in 1945
Fewest Passed Balls	3 in 1927, 81, 15
Most Doubleplays	203 in 1979
Fewest Doubleplays	66 in 1957
Highest Fielding Percentage	.987 in 2009
Lowest Fielding Percentage	.936 in 1902
Most Chances	6535 in 1913
Fewest Chances	5672 in 1953
Most Putouts	4503 in 1969
Fewest Putouts	3944 in 1906
Most Assists	2162 in 1911
Fewest Assists	1422 in 2002

(# — major league record; * — tie for major league record; + — tie for league record)

ALL-TIME TOP TEN [1901–2015]

BATTING

SINGLE SEASON

BATTING AVERAGE

.388*	Rod Carew	1977
.379*	Goose Goslin	1928
.376	Ed Delehanty	1902
.366+	**Joe Mauer**	**2009**
.364*	Rod Carew	1974
.359	Cecil Travis	1941
.359	Rod Carew	1975
.356	Kirby Puckett	1988
.354	Goose Goslin	1926
.353*	Mickey Vernon	1946

GAMES

164*	Cesar Tovar	1967
163	Harmon Killebrew	1967
163+	Justin Morneau	2008
162	Harmon Killebrew	1966
162	Harmon Killebrew	1969
162**	Roy Smalley	1979
162**	Gary Gaetti	1984
161	Tony Oliva	1964
161	Cesar Tovar	1970
161	Kirby Puckett	1985
161	Kirby Puckett	1986
161	Paul Molitor	1996

CAREER

BATTING AVERAGE

.334	Rod Carew	1967-78
.328	Heinie Manush	1930-35
.323	Sam Rice	1915-33
.323	Goose Goslin	1921-30, 33, 38
.318	Kirby Puckett	1984-95
.317	John Stone	1934-38
.314	Cecil Travis	1933-47
.313	**Joe Mauer**	**2004-15**
.309	Shane Mack	1990-94
.306	Brian Harper	1988-93

GAMES

2329	Harmon Killebrew	1954-74
2307	Sam Rice	1915-33
2084	Joe Judge	1915-32
1982	Clyde Milan	1907-22
1867	Ossie Bluege	1922-39
1805	Mickey Vernon	1939-48, 50-55
1783	Kirby Puckett	1984-95
1747	Kent Hrbek	1981-94
1690	Eddie Yost	1944-58
1676	Tony Oliva	1962-76

ALL-TIME TOP TEN

(1901–2015)

SINGLE SEASON

AT-BATS

691*	Kirby Puckett	1985
680	Kirby Puckett	1986
672*	Tony Oliva	1964
668	Buddy Lewis	1937
666*	Zoilo Versalles	1965
660	Doc Cramer	1941
660	Paul Molitor	1996
659	Zoilo Versalles	1964
658	Heinie Manush	1933
657*	Kirby Puckett* and Cesar Tovar	1988 and 1971

RUNS

140	Chuck Knoblauch	1996
128*	Rod Carew	1977
127	Joe Cronin	1930
126*	Zoilo Versalles	1970
122	Buddy Lewis	1938
121	Sam Rice	1930
121	Heinie Manush	1932
120	Buddy Myer	1932
120	Cesar Tovar	1970
119	Kirby Puckett and Sam Rice	1986 and 1929

HITS

239*	Rod Carew	1977
234*	Kirby Puckett	1988
227	Sam Rice	1925
225*	Paul Molitor	1996
223	Kirby Puckett	1986
221*	Heinie Manush	1933
218*	Cecil Travis	1941
218*	Rod Carew	1974
217*	Tony Oliva	1964
216*	Sam Rice	1924 and 1926

TOTAL BASES

374*	Tony Oliva	1964
365	Kirby Puckett	1986
358*	Kirby Puckett	1988
351	Rod Carew	1977
333	Kirby Puckett	1987
331	Roy Sievers	1957
331	Justin Morneau	2006
329	Goose Goslin	1925
328	Harmon Killebrew	1961
325	Heinie Manush	1932

DOUBLES

51*	Mickey Vernon	1946
50	Stan Spence	1946
47	Justin Morneau	2008
46	Marty Cordova	1996
45	Joe Cronin	1933
45**	Zoilo Versalles	1965
45*	Kirby Puckett	1989
45*	Chuck Knoblauch	1994
45	Torii Hunter	2007
44	Joe Cronin	1931
44	Matt Lawton	2000

TRIPLES

20*	Goose Goslin	1925
20*	Cristian Guzman	2000
19	Joe Cassidy	1904
19	Cecil Travis	1941
18	Howie Shanks	1921
18**	Goose Goslin	1923
18**	Sam Rice	1923
18*	Joe Cronin	1932
18	John Stone	1935
17	Goose Goslin	1924
17*	Heinie Manush	1933

CAREER

AT-BATS

8934	Sam Rice	1915-33
7835	Harmon Killebrew	1954-74
7663	Joe Judge	1915-32
7359	Clyde Milan	1907-22
7244	Kirby Puckett	1984-95
6930	Mickey Vernon	1939-48, 50-55
6440	Ossie Bluege	1922-39
6301	Tony Oliva	1962-76
6235	Rod Carew	1967-78
6192	Kent Hrbek	1981-94

RUNS

1467	Sam Rice	1915-33
1258	Harmon Killebrew	1954-74
1154	Joe Judge	1915-32
1071	Kirby Puckett	1984-95
1037	Buddy Myer	1925-27, 29-41
1004	Clyde Milan	1907-22
971	Eddie Yost	1944-58
956	Mickey Vernon	1939-48, 50-55
950	Rod Carew	1967-78
903	Kent Hrbek	1981-94

HITS

2889	Sam Rice	1915-33
2304	Kirby Puckett	1984-95
2291	Joe Judge	1915-32
2100	Clyde Milan	1907-22
2085	Rod Carew	1967-78
2024	Harmon Killebrew	1954-74
1993	Mickey Vernon	1939-48, 50-55
1917	Tony Oliva	1962-76
1828	Buddy Myer	1925-27, 29-41
1751	Ossie Bluege	1922-39

TOTAL BASES

4026	Harmon Killebrew	1954-74
3833	Sam Rice	1915-33
3453	Kirby Puckett	1984-95
3239	Joe Judge	1915-32
3002	Tony Oliva	1962-76
2976	Kent Hrbek	1981-94
2963	Mickey Vernon	1939-48, 50-55
2792	Rod Carew	1967-78
2601	Clyde Milan	1907-22
2579	Goose Goslin	1921-30, 33, 38

DOUBLES

478	Sam Rice	1915-33
421	Joe Judge	1915-32
414	Kirby Puckett	1984-95
391	Mickey Vernon	1939-48, 50-55
343	**Joe Mauer**	**2004-15**
329	Tony Oliva	1962-76
312	Kent Hrbek	1981-94
305	Buddy Myer	1925-27, 29-41
305	Rod Carew	1967-78
289	Goose Goslin	1921-30, 33, 38
289	Justin Morneau	2003-13

TRIPLES

183	Sam Rice	1915-33
157	Joe Judge	1915-32
125	Goose Goslin	1921-30, 33, 38
113	Buddy Myer	1925-27, 29-41
108	Mickey Vernon	1939-48, 50-55
105	Clyde Milan	1907-22
93	Buddy Lewis	1935-49
90	Rod Carew	1967-78
87	Howie Shanks	1912-22
78	Cecil Travis	1933-47

ALL-TIME TOP TEN (1901–2015)

SINGLE SEASON

HOME RUNS

49*	Harmon Killebrew	1964
49*	Harmon Killebrew	1969
48*	Harmon Killebrew	1962
46	Harmon Killebrew	1961
45*	Harmon Killebrew	1963
44**	Harmon Killebrew	1967
42*	Roy Sievers	1957
42**	Harmon Killebrew	1959
41	Harmon Killebrew	1970
39	Harmon Killebrew and Roy Sievers	1966 and 1958

RUNS BATTED IN

140*	Harmon Killebrew	1969
130	Justin Morneau	2006
129*	Goose Goslin	1924
129	Justin Morneau	2008
126*	Harmon Killebrew	1962
126	Joe Cronin	1930
126	Joe Cronin	1931
122	Harmon Killebrew	1961
121	Kirby Puckett	1988
120	Goose Goslin	1927

WALKS

151	Eddie Yost	1956
145*	Harmon Killebrew	1969
141*	Eddie Yost	1950
131	Eddie Yost	1954
131*	Harmon Killebrew	1967
129*	Eddie Yost	1952
128	Harmon Killebrew	1970
126	Eddie Yost	1951
123	Eddie Yost	1953
114*	Harmon Killebrew	1971

STRIKEOUTS

145*	Bob Darwin	1972
142*	Harmon Killebrew	1962
142	Carlos Gomez	2008
141	Josh Willingham	2012
138	Jim Lemon	1956
137*	Bob Darwin	1973
135	Harmon Killebrew	1964
130	Rich Becker	1997
130	Michael Cuddyer	2006
129	Jacque Jones	2002

STOLEN BASES

88*	Clyde Milan	1912
75*	Clyde Milan	1913
63*	Sam Rice	1920
62	Danny Moeller	1913
62	Chuck Knoblauch	1997
61*	George Case	1943
58	Clyde Milan	1911
51*	George Case	1939
49	George Case	1944
49	Rod Carew	1976

CAREER

HOME RUNS

559	Harmon Killebrew	1954-74
293	Kent Hrbek	1981-94
256	Bob Allison	1958-70
221	Justin Morneau	2003-13
220	Tony Oliva	1962-76
214	Torii Hunter	1997-07, 15
207	Kirby Puckett	1984-95
201	Gary Gaetti	1981-90
180	Roy Sievers	1954-59
163	Tom Brunansky	1982-88

RUNS BATTED IN

1540	Harmon Killebrew	1954-74
1086	Kent Hrbek	1981-94
1085	Kirby Puckett	1984-95
1045	Sam Rice	1915-33
1026	Mickey Vernon	1939-48, 50-55
1001	Joe Judge	1915-32
947	Tony Oliva	1962-76
931	Goose Goslin	1921-30, 33, 38
860	Justin Morneau	2003-13
848	Ossie Bluege	1922-3

WALKS

1505	Harmon Killebrew	1954-74
1274	Eddie Yost	1944-58
943	Joe Judge	1915-32
864	Buddy Myer	1925-27, 29-41
838	Kent Hrbek	1981-94
795	Bob Allison	1958-70
735	Mickey Vernon	1939-48, 50-55
723	Ossie Bluege	1922-39
685	Clyde Milan	1907-22
680	Sam Rice	1915-33

STRIKEOUTS

1629	Harmon Killebrew	1954-74
1033	Bob Allison	1958-70
975	Torii Hunter	1997-2007, 15
965	Kirby Puckett	1984-95
877	Gary Gaetti	1981-90
839	Justin Morneau	2003-13
805	Michael Cuddyer	2001-11
798	Kent Hrbek	1981-94
772	**Joe Mauer**	**2004-15**
737	Jacque Jones	1999-2005

STOLEN BASES

495	Clyde Milan	1907-22
346	Sam Rice	1915-33
321	George Case	1937-45, 47
276	Chuck Knoblauch	1991-97
271	Rod Carew	1967-78
210	Joe Judge	1915-32
186	Cesar Tovar	1965-72
177	Howie Shanks	1912-22
166	Eddie Foster	1912-19
166	Bucky Harris	1919-28

PITCHING

SINGLE SEASON

WINS

36*	Walter Johnson	1913
33	Walter Johnson	1912
28*	Walter Johnson	1914
27*	Walter Johnson	1915
26*	Alvin Crowder	1932
25	Walter Johnson	1910
25	Walter Johnson	1911
25*	Walter Johnson	1916
25*	Jim Kaat	1966
24	4x, last Frank Viola	1988

CAREER

WINS

417	Walter Johnson	1907-27
190	Jim Kaat	1959-73
149	Bert Blyleven	1970-76, 85-88
148	Brad Radke	1995-06
145	Camilo Pascual	1954-66
128	Jim Perry	1963-72
118	Dutch Leonard	1938-46
117	Firpo Marberry	1923-32, 36
112	Frank Viola	1982-89
105	Case Patten	1901-08

ALL-TIME TOP TEN

(1901–2015)

SINGLE SEASON

LOSSES

26*	Happy Townsend	1904
26*	Bob Groom	1909
25	Walter Johnson	1909
23	Case Patten	1904
23	Beany Jacobson	1904
22	Bill Carrick	1901
22	Case Patten	1903
22	Al Orth	1903
22	Case Patten	1905
21	Harry Harper	1919

EARNED RUN AVERAGE

1.14*	Walter Johnson	1913
1.27*	Walter Johnson	1918
1.36	Walter Johnson	1910
1.39*	Walter Johnson	1912
1.49*	Walter Johnson	1919
1.55	Walter Johnson	1915
1.65	Walter Johnson	1908
1.69	Bill Burns	1908
1.72	Walter Johnson	1914
1.90	Walter Johnson	1916

GAMES

90*	Mike Marshall	1979
83**	Eddie Guardado	1996
81	J.C. Romero	2002
79	Eddie Guardado	1998
79*	Matt Guerrier	2009
78*	Bill Campbell	1976
77	Mike Trombley	1998
77	Juan Rincon	2004
76	Bob Wells	1999 and 2000
76	Matt Guerrier	2008

GAMES STARTED

42*	Walter Johnson	1910
42*	Jim Kaat	1965
41*	Jim Kaat	1966
40	Buddy Groom	1912
40*	Walter Johnson	1914
40*	Jim Perry	1970
40	Bert Blyleven	1973
39**	Dean Chance	1967
39	Dean Chance	1968
39	Jim Perry	1971

COMPLETE GAMES

38*	Walter Johnson	1910
37	Case Patten	1904
36	Al Orth	1902
36*	Walter Johnson	1911
36*	Walter Johnson	1916
35*	Walter Johnson	1915
34	Bill Carrick	1901
34	Walter Johnson	1912
33	Case Patten	1902
33*	Walter Johnson	1914

SHUTOUTS

11*	Walter Johnson	1913
9*	Walter Johnson	1914
9*	Bob Porterfield	1953
9*	Bert Blyleven	1973
8**	Camilo Pascual	1961
8	Walter Johnson	1910
8	Walter Johnson	1917
8	Walter Johnson	1918
7	4x, last Walter Johnson	1919

CAREER

LOSSES

279	Walter Johnson	1907-27
159	Jim Kaat	1959-73
141	Camilo Pascual	1954-66
139	Brad Radke	1995-06
138	Bert Blyleven	1970-76, 85-88
130	Sid Hudson	1940-52
127	Case Patten	1901-08
125	Tom Hughes	1904-13
112	Pedro Ramos	1955-61
103	Tom Zachary	1919-25, 27-28

EARNED RUN AVERAGE

2.17	Walter Johnson	1907-27
2.64	Doc Ayers	1913-19
2.67	Dean Chance	1967-69
2.69	Cy Falkenberg	1905-08
2.75	Harry Harper	1913-19
2.76	Charlie Smith	1906-09
2.83	Bert Gallia	1912-17
2.86	Joe Boehling	1912-16
3.02	Tom Hughes	1904-13
3.04	Jim Merritt	1965-68

GAMES

802	Walter Johnson	1907-27
648	Eddie Guardado	1993-2003, 08
490	Rick Aguilera	1989-99
484	Jim Kaat	1959-73
470	Firpo Marberry	1923-32, 36
460	Joe Nathan	2004-11
432	Camilo Pascual	1954-66
420	Matt Guerrier	2004-10, 14
399	**Glen Perkins**	**2006-15**
386	Juan Rincon	2001-08

GAMES STARTED

666	Walter Johnson	1907-27
433	Jim Kaat	1959-73
377	Brad Radke	1995-06
345	Bert Blyleven	1970-76, 85-88
331	Camilo Pascual	1954-66
259	Frank Viola	1982-89
251	Dutch Leonard	1938-46
249	Jim Perry	1963-72
239	Sid Hudson	1940-52
237	Case Patten	1901-08

COMPLETE GAMES

531	Walter Johnson	1907-27
206	Case Patten	1901-08
141	Bert Blyleven	1970-76, 85-88
139	Tom Hughes	1904-13
133	Jim Kaat	1959-73
130	Dutch Leonard	1938-46
119	Camilo Pascual	1954-66
112	Sid Hudson	1940-52
104	Bob Groom	1909-13
96	Jim Shaw	1913-21

SHUTOUTS

110	Walter Johnson	1907-27
31	Camilo Pascual	1954-66
29	Bert Blyleven	1970-76, 85-88
23	Dutch Leonard	1938-46
23	Jim Kaat	1959-73
19	Bob Porterfield	1951-55
17	Case Patten	1901-08
17	Tom Hughes	1904-13
17	Jim Shaw	1913-21
17	Jim Perry	1963-72

ALL-TIME TOP TEN [1901–2015]

SINGLE SEASON

SAVES

47	Joe Nathan	2009
45*	Eddie Guardado	2002
44	Joe Nathan	2004
43	Joe Nathan	2005
42	Jeff Reardon	1988
42	Rick Aguilera	1991
41	Rick Aguilera	1992
41	Eddie Guardado	2003
39	Joe Nathan	2008
38	Rick Aguilera	1998

INNINGS PITCHED

371.2*	Walter Johnson	1914
370.0*	Walter Johnson	1910
369.2*	Walter Johnson	1916
369.0	Walter Johnson	1912
357.2	Case Patten	1904
346.0*	Walter Johnson	1913
336.2*	Walter Johnson	1915
327.0*	Alvin Crowder	1932
326.0	Walter Johnson	1917
326.0	Walter Johnson	1918

WALKS

146	Bobo Newsom	1936
143	Ken Chase	1940
137	Jim Shaw	1914
128	Eric Erickson	1920
127	Jim Hughes	1975
124	Jimmie Deshong	1937
123	Jim Shaw	1917
122	Walt Masterson	1948
119	Joe Boehling	1915
116*	Rich Robertson	1996

STRIKEOUTS

313*	Walter Johnson	1910
303*	Walter Johnson	1912
265*	Johan Santana	2004
258	Bert Blyleven	1973
249	Bert Blyleven	1974
243*	Walter Johnson	1913
238*	Johan Santana	2005
235	Johan Santana	2007
234	Dean Chance	1968
233	Bert Blyleven	1975
228	Bert Blyleven and Walter Johnson*	1972 and 1916

HOME RUNS ALLOWED

50*	Bert Blyleven	1986
46	Bert Blyleven	1987
43	Pedro Ramos	1957
40**	Brad Radke	1996
39*	Pedro Ramos	1961
39*	Jim Perry	1971
38	Pedro Ramos	1958
38*	Carlos Silva	2006
37	Frank Viola	1986
35	Mike Smithson* and Eric Milton	1984 and 2000

WIN PERCENTAGE

.837*	Walter Johnson (36-7)	1913
.800*	Stanley Coveleski (20-5)	1925
.800	Firpo Marberry (16-4)	1931
.800*	Johan Santana (12-3)	2003
.800*	Francisco Liriano (12-3)	2006
.774*	Frank Viola (24-7)	1988
.773*	Bill Campbell (17-5)	1976
.769	Jim Perry (20-6)	1969
.769	Johan Santana (20-6)	2004
.767*	Walter Johnson (23-7)	1924
.760	Johan Santana (19-6)	2006

CAREER

SAVES

260	Joe Nathan	2004-11
254	Rick Aguilera	1989-98
120	**Glen Perkins**	**2006-15**
116	Eddie Guardado	1993-2003, 08
108	Ron Davis	1982-86
104	Jeff Reardon	1987-89
96	Firpo Marberry	1923-32, 36
88	Al Worthington	1964-69
76	Ron Perranoski	1968-71
54	Mike Marshall	1978-80

INNINGS PITCHED

5914.2	Walter Johnson	1907-27
3014.2	Jim Kaat	1959-73
2566.2	Bert Blyleven	1970-76, 85-88
2465.0	Camilo Pascual	1954-66
2451.0	Brad Radke	1995-06
2059.1	Case Patten	1901-08
1899.1	Dutch Leonard	1938-46
1883.0	Jim Perry	1963-72
1819.1	Sid Hudson	1940-52
1775.2	Tom Hughes	1904-13

WALKS

1363	Walter Johnson	1907-27
909	Camilo Pascual	1954-66
729	Jim Kaat	1959-73
720	Sid Hudson	1940-52
694	Walt Masterson	1939-49, 52-53
688	Jim Shaw	1913-21
674	Bert Blyleven	1970-76, 85-88
572	Bump Hadley	1926-31, 35
568	Firpo Marberry	1923-32, 36
567	Tom Hughes	1904-13

STRIKEOUTS

3509	Walter Johnson	1907-27
2035	Bert Blyleven	1970-76, 85-88
1885	Camilo Pascual	1954-66
1851	Jim Kaat	1959-73
1467	Brad Radke	1995-06
1381	Johan Santana	2000-07
1214	Frank Viola	1982-89
1025	Jim Perry	1963-72
887	Dave Goltz	1972-79
884	Tom Hughes	1904-13

HOME RUNS ALLOWED

326	Brad Radke	1995-06
279	Jim Kaat	1961-73
243	Bert Blyleven	1970-76, 85-88
214	Camilo Pascual	1961-66
213	Frank Viola	1982-89
209	Pedro Ramos	1955-61
166	Jim Perry	1963-72
149	Eric Milton	1998-2003
144	Johan Santana	2000-07
128	Chuck Stobbs and Kyle Lohse	1953-61 and 2001-06

WIN PERCENTAGE

.717	Juan Berenguer (33-13)	1987-90
.698	Dutch Reuther (30-13)	1925-26
.679	Stan Coveleski (36-17)	1925-27
.679	Johan Santana (93-44)	2000-07
.622	Firpo Marberry (117-71)	1923-36
.611	Jesse Crain (33-21)	2004-10
.604	Bill Campbell (32-21)	1973-76
.602	Sam Jones (50-33)	1928-31
.599	Walter Jones (417-279)	1907-27
.598	Earl Whitehill (64-43)	1933-36
.588	Mudcat Grant (50-35)	1964-67

* led league; ** tied for league lead; + led major leagues
bold indicates still active with Twins; Career batting based on 2000 at-bats;
Season pitching records based on 120 innings pitched; Career pitching records based on 500 innings pitched;
Career win percentage determined by at least 25 wins

APPLY NOW

For the Minnesota Twins™ Rewards MasterCard®

SCORE A $50 TWINS™ REWARDS CARD[1]

After you are approved and make the first purchase on your Twins MasterCard!

Use your card for everyday purchases and you'll see how fast the points add up.

- 3 points for every net $1 spent on Twins tickets, concessions and merchandise at the Twins Ticket Office, Target Field® and Twins Pro Shops[2]
- 1 point for every net $1 spent everywhere else MasterCard cards are accepted[2]

Redeem Points for Your Choice of Rewards[2]

- Twins branded MasterCard Gift Cards
- Merchandise
- Variety of gift cards and certificates
- Travel on over 150 airlines with no blackout dates
- Cash back[3]

For More Information and to Apply:

- Call 800-808-1059, ext. 38384
- Visit usbank.com/Twins38384

usbank

Official Bank and Proud Sponsor of the Twins

1 A one-time 5,000 points first-use bonus will be awarded when you activate and make a purchase with your MasterCard card. This offer is subject to credit approval. To earn first use bonus, purchase must be made within 90 days of account open date. Account must be open and in good standing at the time of posting to receive bonus offer. Bonus will be credited to your account 6-8 weeks after the end of the promotion period. This offer may not apply if your credit card has changed to a different type of card within the last 12 weeks or changes before bonus is applied. Cardmember must redeem the 5,000 bonus points in order to receive the $50 Twins Rewards Card. **2** Accounts must be open and current to earn and redeem points. Net purchases are purchases minus credits and returns. **3** Cash back is redeemed in the form of a statement credit.

The creditor and issuer of the Minnesota Twins Rewards MasterCard is U.S. Bank National Association, pursuant to a license from MasterCard International Incorporated. MasterCard is a registered trademark of MasterCard International Incorporated. © 2016 U.S. Bank National Association. All rights reserved.

YEAR TO YEAR

TWINS YEARLY STANDINGS

YEAR	WON	LOST	TIED	PCT.	POS.	GA/GB	MANAGER	ATTENDANCE
1961	25	41	0	.379	9	-17.5	Lavagetto	
	45	49	1	.479			Mele	
	70	90	1	.438	7	-38.0	Combined	1,256,723
1962	91	71	1	.562	2	-5.0	Mele	1,433,116
1963	91	70	0	.565	3	-13.0	Mele	1,406,652
1964	79	83	1	.488	T-6	-20.0	Mele	1,207,514
1965	102	60	0	.630	1	+7.0	Mele	1,463,268
1966	89	73	0	.549	2	-9.0	Mele	1,259,374
1967	25	25	0	.500	6	-6.0	Mele	
	66	46	2	.589			Ermer	
	91	71	2	.562	T-2	-1.0	Combined	1,483,547
1968	79	83	0	.488	7	-24.0	Ermer	1,143,257
1969	97	65	0	.599	1	+9.0	Martin	1,349,327
1970	98	64	0	.605	1	+9.0	Rigney	1,261,887
1971	74	86	0	.463	5	-26.5	Rigney	940,858
1972	36	34	0	.514	3	-9.5	Rigney	
	41	43	0	.488			Quilici	
	77	77	0	.500	3	-15.5	Combined	797,901
1973	81	81	0	.500	3	-13.0	Quilici	907,499
1974	82	80	1	.506	3	-8.0	Quilici	662,401
1975	76	83	0	.478	4	-20.5	Quilici	737,156
1976	85	77	0	.525	3	-5.0	Mauch	715,394
1977	84	77	0	.522	4	-17.5	Mauch	1,162,727
1978	73	89	0	.451	4	-19.0	Mauch	787,878
1979	82	80	0	.506	4	-6.0	Mauch	1,070,521
1980	54	71	0	.432	4	-26.5	Mauch	
	23	13	0	.639			Goryl	
	77	84	0	.478	3	-19.5	Combined	769,206
1981 (1)	11	25	1	.306	6	-11.5	Goryl	
	6	14	0	.300			Gardner	
	17	39	1	.304	7	-18.0	Combined	
1981 (2)	24	29	0	.453	4	-6.0	Gardner	469,206
1982	60	102	0	.370	7	-33.0	Gardner	921,186
1983	70	92	0	.432	T-5	-29.0	Gardner	858,939
1984	81	81	0	.500	T-2	-3.0	Gardner	1,598,692
1985	27	35	0	.436	6	-7.5	Gardner	
	50	50	0	.500			Miller	
	77	85	0	.475	T-4	-14.0	Combined	1,651,814
1986	59	80	0	.425	7	-21.5	Miller	
	12	11	0	.522			Kelly	
	71	91	0	.438	6	-21.0	Combined	1,255,453
1987	85	77	0	.525	1	+2.0	Kelly	2,081,976
1988	91	71	0	.562	2	-13.0	Kelly	3,030,672
1989	80	82	0	.494	5	-19.0	Kelly	2,277,438
1990	74	88	0	.457	7	-29.0	Kelly	1,751,584
1991	95	67	0	.586	1	+8.0	Kelly	2,293,842
1992	90	72	0	.555	2	-6.0	Kelly	2,482,428
1993	71	91	0	.438	T-5	-23.0	Kelly	2,048,673
1994	53	60	0	.469	4	-14.0	Kelly	1,398,565
1995	56	88	0	.389	5	-44.0	Kelly	1,057,667
1996	78	84	0	.481	4	-21.5	Kelly	1,437,352
1997	68	94	0	.420	4	-18.5	Kelly	1,411,064
1998	70	92	0	.432	4	-19.0	Kelly	1,165,980
1999	63	97	1	.394	5	-33.0	Kelly	1,202,829
2000	69	93	0	.426	5	-26.0	Kelly	1,059,715
2001	85	77	0	.525	2	-6.0	Kelly	1,782,926
2002	94	67	0	.584	1	+13.5	Gardenhire	1,924,473
2003	90	72	0	.556	1	+4.0	Gardenhire	1,946,011
2004	92	70	0	.568	1	+9.0	Gardenhire	1,911,418
2005	83	79	0	.512	3	-16.0	Gardenhire	2,304,243
2006	96	66	0	.593	1	+1.0	Gardenhire	2,285,018
2007	79	83	0	.488	3	-17.0	Gardenhire	2,296,383
2008	88	75	0	.540	2	-1.0	Gardenhire	2,302,431
2009	87	76	0	.534	1	+1.0	Gardenhire	2,416,237
2010	94	68	0	.580	1	+6.0	Gardenhire	3,223,640
2011	63	99	0	.389	5	-32.0	Gardenhire	3,168,107
2012	66	96	0	.407	5	-22.0	Gardenhire	2,776,354
2013	66	96	0	.407	4	-27.0	Gardenhire	2,477,644
2014	70	92	0	.432	5	-20.0	Gardenhire	2,250,606
2015	83	79	0	.512	2	-12.0	Molitor	2,220,054
TOTALS	**4,357**	**4,414**	**8**	**.497**				**88,556,836**

TWINS SEASON OPENER INFORMATION

SEASON OPENER RECORD: 24-31

DATE	OPPONENT	W/L	SCORE	WINNING PITCHER	LOSING PITCHER	ATTENDANCE
4-11-61	at New York	W	6-0	Ramos	Ford	14,607
4-10-62	at Kansas City	L	2-4	Rakow	Kralick	21,012
4-9-63	Cleveland	L	4-5	Grant	Pascual	22,091
4-14-64	at Cleveland	W	7-6	Perry	Walker	25,617
4-12-65	New York	W	5-4	Fosnow	Ramos	15,388
4-12-66	Kansas City	W	2-1	Grant	Hunter	21,658
4-11-67	at Baltimore	L	3-6	Drabowsky	Kaat	39,812
4-10-68	at Washington	W	2-0	Chance	Pascual	32,063
4-8-69	at Kansas City	L	3-4	Drabowsky	Grzenda	17,688
4-7-70	at Chicago	W	12-0	Perry	John	11,473
4-6-71	Milwaukee	L	2-7	Pattin	Perry	18,823
4-15-72	at Oakland	L	3-4	Locker	LaRoche	9,912
4-6-73	at Oakland	W	8-3	Blyleven	Hunter	38,207
4-5-74	at Kansas City	W	6-4	Campbell	McDaniel	31,781
4-8-75	at Texas	W	11-4	Blyleven	Jenkins	28,787
4-9-76	at Texas	L	1-2	Perry	Campbell	28,947
4-9-77	at Oakland	L	4-7	Torrez	Schueler	12,562
4-5-78	at Seattle	L	2-3	Abbott	Goltz	45,235
4-6-79	at Oakland	W	5-3	Goltz	Langford	10,387
4-10-80	at Oakland	W	9-7	Corbett	McCatty	24,415
4-9-81	Oakland	L	1-5	Norris	Koosman	42,658
4-6-82	Seattle	L	7-11	Bannister	Redfern	52,279
4-5-83	Detroit	L	3-11	Morris	Havens	30,961
4-3-84	Detroit	L	1-8	Morris	Williams	34,381
4-9-85	at California	W	6-2	Viola	Witt	35,244
4-8-86	at Oakland	W	3-2	Viola	Codiroli	44,726
4-7-87	Oakland	W	5-4	Frazier	Krueger	43,548
4-5-88	at New York	L	0-8	Rhoden	Viola	55,802
4-4-89	New York	L	2-4	John	Viola	52,394
4-9-90	at Oakland	L	3-8	Stewart	Anderson	48,219
4-9-91	at Oakland	L	2-7	Stewart	Morris	44,373
4-6-92	at Milwaukee	W	4-2	Willis	Nunez	52,470
4-6-93	Chicago	L	5-10	McDowell	Tapani	51,617
4-5-94	California	L	2-8	Langston	Tapani	41,012
4-26-95	at Boston	L	0-9	Sele	Erickson	32,980
4-1-96	Detroit	W	8-6	Radke	Lira	30,185
4-1-97	Detroit	W	7-5	Naulty	Miceli	43,216
4-1-98	at Toronto	L	2-3	Clemens	Tewksbury	41,387
4-6-99	Toronto	W	6-1	Radke	Hentgen	45,601
4-3-00	Tampa Bay	L	0-7	Trachsel	Radke	43,830
4-3-01	at Detroit	W	3-2	Radke	Weaver	40,104
4-1-02	at Kansas City	W	8-6	Romero	Bailey	40,605
3-31-03	at Detroit	W	3-1	Radke	Maroth	40,427
4-5-04	Cleveland	W	7-4	Rincon	Durbin	49,584
4-4-05	at Seattle	L	1-5	Moyer	Radke	46,249
4-4-06	at Toronto	L	3-6	Halladay	Santana	50,449
4-2-07	Baltimore	W	7-4	Santana	Bedard	48,711
3-31-08	Los Angeles - AL	W	3-2	Hernandez	Weaver	49,596
4-6-09	Seattle	L	1-6	Hernandez	Liriano	48,514
4-5-10	at Los Angeles - AL	L	3-6	Weaver	Baker	43,504
4-1-11	at Toronto	L	3-13	Romero	Pavano	47,984
4-6-12	at Baltimore	L	2-4	Arrieta	Pavano	46,773
4-1-13	Detroit	L	2-4	Verlander	Worley	38,282
3-31-14	at Chicago-AL	L	3-5	Sale	Nolasco	37,422
4-6-15	at Detroit	L	0-4	Price	Hughes	45,030

SINGLE-DATE ATTENDANCE RECORDS IN MINNESOTA BY EACH CLUB

CLUB	TOP ATTENDANCE	DAY/NIGHT	DATE
Arizona	31,497	Night	Sunday, June 22, 2008
Atlanta	40,001	Night	Friday, June 11, 2010
Baltimore	52,284	Night	Friday, July 22, 1988
Boston	44,091	Night	Tuesday, July 5, 1988
Chicago-AL	51,617	Night	Tuesday, April 6, 1993
Chicago-NL	42,304	Night	Saturday, June 24, 2006
Cincinnati	35,034	Night	Friday, July 6, 2001
Cleveland	49,653	Night	Saturday, April 29, 1989
Colorado	40,814	Night	Wednesday, June 16, 2010
Detroit	54,088	Day	Tuesday, October 6, 2009
Miami	29,448	Day	Sunday, June 9, 2002
Houston	39,659	Day	Sunday, June 21, 2009
Kansas City	53,106	Day	Sunday, Sept. 27, 1987
Los Angeles-AL	52,625	Night	Saturday, Oct. 1, 1988
Los Angeles-NL	39,775	Night	Tuesday, June 28, 2011
Milwaukee	52,293	Night	Saturday, July 9, 1988
New York-AL	52,394	Night	Tuesday, April 4, 1989
New York-NL	30,913	Day	Monday, August 19, 2013
Oakland	52,008	Night	Saturday, June 4, 1988
Philadelphia	32,622	Night	Tuesday, June 12, 2012
Pittsburgh	37,273	Day	Wednesday, July 29, 2015
St. Louis	35,002	Night	Saturday, June 27, 1998
Seattle	52,279	Night	Tuesday, April 6, 1982
Tampa Bay	43,830	Night	Monday, April 3, 2000
Texas	53,031	Night	Friday, April 10, 1992
Toronto	53,067	Night	Friday, April 8, 1988
Washington	24,793	Day	Thursday, June 19, 2008

OPENING DAY LINEUPS 1961–2015

1961

at New York	Pos.
Versalles	SS
Green	CF
Killebrew	1B
Lemon	LF
Allison	RF
Battey	C
Bertoia	3B
Gardner	2B
Ramos	P
Lavagetto	Mgr.

1962

at Kansas City	Pos.
Green	CF
Power	1B
Killebrew	LF
Allison	RF
Battey	C
Allen	2B
Versalles	SS
Rollins	3B
Kralick	P
Mele	Mgr.

1963

vs. Cleveland	Pos.
Green	CF
Power	1B
Killebrew	LF
Allison	RF
Allen	2B
Battey	C
Banks	3B
Versalles	SS
Pascual	P
Mele	Mgr.

1964

at Cleveland	Pos.
Rollins	3B
Oliva	RF
Allison	1B
Hall	CF
Killebrew	LF
Battey	C
Versalles	SS
Allen	2B
Pascual	P
Mele	Mgr.

1965

vs. New York	Pos.
Versalles	SS
Kindall	2B
Rollins	3B
Oliva	RF
Killebrew	1B
Hall	CF
Allison	LF
Zimmerman	C
Kaat	P
Mele	Mgr.

1966

vs. Kansas City	Pos.
Versalles	SS
Valdespino	LF
Oliva	RF
Killebrew	3B
Mincher	1B
Hall	CF
Battey	C
Allen	2B
Grant	P
Mele	Mgr.

1967

at Baltimore	Pos.
Tovar	CF
Rollins	3B
Oliva	RF
Killebrew	1B
Allison	LF
Carew	2B
Battey	C
Versalles	SS
Kaat	P
Mele	Mgr.

1968

at Washington	Pos.
Tovar	3B
Carew	2B
Oliva	RF
Killebrew	1B
Allison	LF
Roseboro	C
Hernandez	SS
Uhlaender	CF
Chance	P
Ermer	Mgr.

1969

at Kansas City	Pos.
Tovar	CF
Carew	2B
Oliva	RF
Killebrew	3B
Nettles	LF
Reese	1B
Cardenas	SS
Roseboro	C
Hall	P
Martin	Mgr.

1970

at Chicago	Pos.
Tovar	CF
Carew	2B
Killebrew	3B
Oliva	RF
Alyea	LF
Reese	1B
Mitterwald	C
Cardenas	SS
Perry	P
Rigney	Mgr.

1971

vs. Milwaukee	Pos.
Tovar	CF
Carew	2B
Oliva	RF
Killebrew	3B
Reese	1B
Alyea	LF
Cardenas	SS
Mitterwald	C
Perry	P
Rigney	Mgr.

1972

at Oakland	Pos.
Tovar	RF
Thompson	SS
Carew	2B
Killebrew	1B
Darwin	CF
Brye	LF
Soderholm	3B
Roof	C
Blyleven	P
Rigney	Mgr.

1973

at Oakland	Pos.
Hisle	CF
Carew	2B
Darwin	RF
Oliva	DH
Braun	3B
Lis	1B
Thompson	SS
Mitterwald	C
Holt	LF
Blyleven	P
Quilici	Mgr.

1974

at Kansas City	Pos.
Ferrer	SS
Carew	2B
Hisle	CF
Lis	1B
Darwin	RF
Killebrew	DH
Braun	LF
Hundley	C
Terrell	3B
Blyleven	P
Quilici	Mgr.

1975

at Texas	Pos.
Carew	2B
Bostock	CF
Hisle	LF
Darwin	RF
Oliva	DH
Soderholm	3B
Braun	1B
Thompson	SS
Borgmann	C
Blyleven	P
Quilici	Mgr.

1976

at Texas	Pos.
Carew	1B
Ford	RF
Braun	DH
Hisle	LF
Bostock	CF
Wynegar	C
McKay	3B
Terrell	2B
Thompson	SS
Blyleven	P
Mauch	Mgr.

1977

at Oakland	Pos.
Wynegar	C
Smalley	SS
Carew	1B
Bostock	CF
Hisle	LF
Ford	RF
Kusick	DH
Cubbage	3B
Randall	2B
Goltz	P
Mauch	Mgr.

1978

at Seattle	Pos.
Powell	RF
Smalley	SS
Carew	1B
Adams	DH
Wynegar	C
Ford	CF
Cubbage	3B
Norwood	LF
Wilfong	2B
Goltz	P
Mauch	Mgr.

1979

at Oakland	Pos.
Cubbage	3B
Smalley	SS
Landreaux	LF
Jackson	1B
Adams	DH
Wynegar	C
Sofield	RF
Norwood	CF
Wilfong	2B
Goltz	P
Mauch	Mgr.

1980

at Oakland	Pos.
Cubbage	1B
Wilfong	2B
Smalley	SS
Landreaux	LF
Goodwin	DH
Sofield	CF
Wynegar	C
Powell	RF
Castino	3B
Koosman	P
Mauch	Mgr.

1981

vs. Oakland	Pos.
Powell	RF
Wilfong	2B
Castino	3B
Smalley	SS
Adams	DH
Ward	LF
Hatcher	1B
Johnston	CF
Smith	C
Koosman	P
Goryl	Mgr.

1982

vs. Seattle	Pos.
Eisenreich	CF
Ward	DH
Engle	RF
Smalley	SS
Hrbek	1B
Gaetti	3B
Wynegar	C
Wilfong	2B
Hatcher	LF
Redfern	P
Gardner	Mgr.

1983

vs. Detroit	Pos.
Eisenreich	CF
Castino	2B
Ward	LF
Hrbek	1B
Brunansky	RF
Gaetti	3B
Bush	DH
Laudner	C
Faedo	SS
Havens	P
Gardner	Mgr.

1984

vs. Detroit	Pos.
Eisenreich	CF
Teufel	2B
Hrbek	1B
Brunansky	RF
Bush	DH
Gaetti	3B
Hatcher	LF
Laudner	C
Faedo	SS
Williams	P
Gardner	Mgr.

OPENING DAY LINEUPS 1961–2015

1985

at California	Pos.
Puckett	CF
Hatcher	LF
Hrbek	1B
Smalley	SS
Brunansky	RF
Stenhouse	DH
Gaetti	3B
Teufel	2B
Laudner	C
Viola	P
Gardner	Mgr.

1986

at Oakland	Pos.
Puckett	CF
Hatcher	LF
Hrbek	1B
Brunansky	RF
Salas	C
Gaetti	3B
Smalley	DH
Gagne	SS
Lombardozzi	2B
Viola	P
Miller	Mgr.

1987

vs. Oakland	Pos.
Gladden	DH
Lombardozzi	2B
Puckett	CF
Gaetti	3B
Hrbek	1B
Brunansky	RF
Davidson	LF
Gagne	SS
Nieto	C
Blyleven	P
Kelly	Mgr.

1988

at New York	Pos.
Gladden	LF
Gagne	SS
Puckett	CF
Hrbek	1B
Gaetti	3B
Bush	DH
Brunansky	RF
Nieto	C
Lombardozzi	2B
Viola	P
Kelly	Mgr.

1989

vs. New York	Pos.
Gladden	LF
Backman	2B
Puckett	CF
Gaetti	3B
Hrbek	1B
Laudner	C
Castillo	RF
Larkin	DH
Gagne	SS
Viola	P
Kelly	Mgr.

1990

at Oakland	Pos.
Gladden	LF
Bush	RF
Puckett	CF
Hrbek	1B
Gaetti	3B
Harper	C
Larkin	DH
Gagne	SS
Newman	2B
Anderson	P
Kelly	Mgr.

1991

at Oakland	Pos.
Gladden	LF
Knoblauch	2B
Puckett	RF
Hrbek	1B
Davis	DH
Harper	C
Pagliarulo	3B
Mack	CF
Gagne	SS
Morris	P
Kelly	Mgr.

1992

at Milwaukee	Pos.
Mack	LF
Knoblauch	2B
Puckett	CF
Davis	DH
Harper	C
Larkin	1B
Munoz	RF
Leius	3B
Gagne	SS
Erickson	P
Kelly	Mgr.

1993

vs. Chicago	Pos.
Knoblauch	2B
Mack	LF
Puckett	CF
Hrbek	1B
Winfield	DH
Munoz	RF
Harper	C
Pagliarulo	3B
Leius	SS
Tapani	P
Kelly	Mgr.

1994

vs. California	Pos.
Becker	CF
Knoblauch	2B
Puckett	RF
Winfield	DH
Munoz	LF
Hrbek	1B
Walbeck	C
Leius	3B
Meares	SS
Tapani	P
Kelly	Mgr.

1995

at Boston	Pos.
Knoblauch	2B
Cole	CF
Puckett	RF
Munoz	DH
Maas	1B
Cordova	LF
Leius	3B
Meares	SS
Walbeck	C
Erickson	P
Kelly	Mgr.

1996

vs. Detroit	Pos.
Knoblauch	2B
Becker	CF
Molitor	DH
Cordova	LF
Myers	C
Hollins	3B
Stahoviak	1B
Meares	SS
Lawton	RF
Radke	P
Kelly	Mgr.

1997

vs. Detroit	Pos.
Knoblauch	2B
Becker	CF
Molitor	DH
Cordova	LF
Lawton	RF
Steinbach	C
Stahoviak	1B
Meares	SS
Walker	3B
Radke	P
Kelly	Mgr.

1998

at Toronto	Pos.
Nixon	CF
Gates	2B
Molitor	DH
Merced	1B
Cordova	LF
Lawton	RF
Coomer	3B
Steinbach	C
Meares	SS
Tewksbury	P
Kelly	Mgr.

1999

vs. Toronto	Pos.
Hunter	CF
Allen	LF
Walker	2B
Coomer	3B
Lawton	RF
Cordova	DH
Mientkiewicz	1B
Steinbach	C
Guzman	SS
Radke	P
Kelly	Mgr.

2000

vs. Tampa Bay	Pos.
Walker	2B
Guzman	SS
Lawton	RF
Huskey	DH
Koskie	3B
Coomer	1B
Jones	LF
LeCroy	C
Hunter	CF
Radke	P
Kelly	Mgr.

2001

at Detroit	Pos.
Guzman	SS
Rivas	2B
Lawton	RF
Koskie	3B
Ortiz	DH
Hunter	CF
Jones	LF
Mientkiewicz	1B
Pierzynski	C
Radke	P
Kelly	Mgr.

2002

at Kansas City	Pos.
Jones	LF
Guzman	SS
Mientkiewicz	1B
Ortiz	DH
Hunter	CF
Koskie	3B
Buchanan	RF
Pierzynski	C
Rivas	2B
Radke	P
Gardenhire	Mgr.

2003

at Detroit	Pos.
Jones	LF
Guzman	SS
Hunter	CF
LeCroy	DH
Cuddyer	3B
Mientkiewicz	1B
Mohr	RF
Pierzynski	C
Rivas	2B
Radke	P
Gardenhire	Mgr.

2004

vs. Cleveland	Pos.
Stewart	LF
Rivas	2B
Mientkiewicz	1B
Koskie	3B
Hunter	CF
Jones	RF
LeCroy	DH
Mauer	C
Guzman	SS
Radke	P
Gardenhire	Mgr.

2005

at Seattle	Pos.
Stewart	LF
Bartlett	SS
Mauer	C
Morneau	1B
Hunter	CF
Jones	RF
Ford	DH
Cuddyer	3B
Rivas	2B
Radke	P
Gardenhire	Mgr.

2006

at Toronto	Pos.
Stewart	LF
Castillo	2B
Mauer	C
White	DH
Hunter	CF
Morneau	1B
Batista	3B
Kubel	RF
Castro	SS
Santana	P
Gardenhire	Mgr.

2007

vs. Baltimore	Pos.
Castillo	2B
Punto	3B
Mauer	C
Cuddyer	RF
Morneau	1B
Hunter	CF
White	LF
Cirillo	DH
Bartlett	SS
Santana	P
Gardenhire	Mgr.

2008

vs. Los Angeles-AL	Pos.
Gomez	CF
Mauer	C
Cuddyer	RF
Morneau	1B
Young	LF
Monroe	DH
Lamb	3B
Harris	2B
Everett	SS
Hernandez	P
Gardenhire	Mgr.

OPENING DAY LINEUPS 1961–2015

2009

Seattle	Pos.
Span	LF
Casilla	2B
Cuddyer	RF
Morneau	1B
Kubel	DH
Crede	3B
Gomez	CF
Redmond	C
Punto	SS
Liriano	P
Gardenhire	Mgr.

2010

at Los Angeles-AL	Pos.
Span	CF
Hudson	2B
Mauer	C
Morneau	1B
Cuddyer	RF
Kubel	DH
Young	LF
Hardy	SS
Punto	3B
Baker	P
Gardenhire	Mgr.

2011

at Toronto	Pos.
Span	CF
Nishioka	2B
Mauer	C
Morneau	1B
Young	LF
Cuddyer	RF
Kubel	DH
Valencia	3B
Casilla	SS
Pavano	P
Gardenhire	Mgr.

2012

at Baltimore	Pos.
Span	CF
Carroll	SS
Mauer	C
Morneau	DH
Willingham	LF
Doumit	RF
Valencia	3B
Parmelee	1B
Casilla	2B
Pavano	P
Gardenhire	Mgr.

2013

Detroit	Pos.
Hicks	CF
Mauer	C
Willingham	LF
Morneau	1B
Doumit	DH
Plouffe	3B
Parmelee	RF
Dozier	2B
Florimon	SS
Worley	P
Gardenhire	Mgr.

2014

at Chicago-AL	Pos.
Dozier	2B
Suzuki	C
Mauer	1B
Willingham	LF
Colabello	DH
Plouffe	3B
Arcia	RF
Hicks	CF
Florimon	SS
Nolasco	P
Gardenhire	Mgr.

2015

at Detroit	Pos.
D. Santana	SS
Dozier	2B
Mauer	1B
Hunter	RF
Vargas	DH
Plouffe	3B
Arcia	LF
Suzuki	C
Schafer	CF
Hughes	P
Molitor	Mgr.

OPENING DAY INFORMATION

Earliest: March 31, 2003 at DET; March 31, 2008 vs. LAA; and March 31, 2014 at CWS
Latest: April 26, 1995 at BOS
Largest crowd: 55,802, April 5, 1988 at NYY
Smallest crowd: 9,912, April 15, 1972 at OAK
Coldest Temperature: 33 degrees, April 14, 1962 vs. LAA

Twins Opening Day Opponents Through the Years: Oakland-12, Detroit-8, Toronto-5, New York-AL-4, Los Angeles-AL-4, Baltimore-3, Chicago-AL-3, Cleveland-3, Kansas City-3, Seattle-3, Milwaukee-2, Texas-2, Boston-1, Tampa Bay-1, Washington-1

TWINS ALL-TIME OPENING DAY STARTING PITCHERS

Year	Opp.	Pitcher (Line)
1961	at NYY	Pedro Ramos (W, 9.0 IP, 3 H, 0 R, 0 ER, 1 BB, 5 K)
1962	at KC	Jack Kralick (L, 6.0 IP, 5 H, 4 R, 4 ER, 0 BB, 3 K)
1963	CLE	Camilo Pascual (L, 7.0 IP, 6 H, 5 R, 5 ER, 2 BB, 3 K)
1964	at CLE	Camilo Pascual (ND, 3.0 IP, 7 H, 5 R, 5 ER, 2 BB, K)
1965	NYY	Jim Kaat (ND, 9.0 IP, 5 H, 4 R, 4 ER, 1 BB, 2 K)
1966	KC	Mudcat Grant (W, 9.0 IP, 6 H, 1 R, 1 ER, 2 BB, 1 K)
1967	at BAL	Jim Kaat (L, 4.0 IP, 4 H, 4 R, 4 ER, 1 BB, 3 K)
1968	at WAS	Dean Chance (W, 9.0 IP, 4 H, 0 R, 0 ER, 0 BB, 8 K)
1969	at KC	Tom Hall (ND, 5.2 IP, 9 H, 3 R, 1 ER, 0 BB, 2 K)
1970	at CWS	Jim Perry (W, 9.0 IP, 6 H, 0 R, 0 ER, 4 BB, 6 K)
1971	MIL	Jim Perry (L, 4.2 IP, 7 H, 3 R, 3 ER, 3 BB, 1 K)
1972	at OAK	Bert Blyleven (ND, 6.0 IP, 5 H, 2 R, 2 ER, 1 BB, 1 K)
1973	at OAK	Bert Blyleven (W, 9.0 IP, 10 H, 3 R, 2 ER, 2 BB, 7 K)
1974	at KC	Bert Blyleven (ND, 9.0 IP, 9 H, 4 R, 3 ER, 3 BB, 6 K)
1975	at TEX	Bert Blyleven (W, 6.1 IP, 6 H, 4 R, 4 ER, 4 BB, 8 K)
1976	at TEX	Bert Blyleven (ND, 9.0 IP, 6 H, 1 R, 1 ER, 0 BB, 8 K)
1977	at OAK	Dave Goltz (ND, 4.1 ip, 5 H, 4 R, 3 ER, 4 BB, 3 K)
1978	at SEA	Dave Goltz (W, 8.0 IP, 9 H, 3 R, 3 ER, 2 BB, 6 K)
1979	at OAK	Dave Goltz (W, 8.1 IP, 8 H, 3 R, 3 ER, 1 BB, 3 K)
1980	at OAK	Jerry Koosman (ND, 6.2 IP, 7 H, 4 R, 4 ER, 1 BB, 4 K)
1981	OAK	Jerry Koosman (L, 7.1 IP, 8 H, 4 R, 4 ER, 4 BB, 3 K)
1982	SEA	Pete Redfern (L, 5.0 IP, 6 H, 5 R, 5 ER, 1 BB, 2 K)
1983	DET	Brad Havens (L, 1.1 IP, 7 H, 8 R, 8 ER, 3 BB, 2 K)
1984	DET	Al Williams (6.1 IP, 8 H, 6 R, 6 ER, 2 BB, 2 K)
1985	at CAL	Frank Viola (W, 7.2 IP, 4 H, 2 R, 2 ER, 3 BB, 2 K)
1986	at OAK	Frank Viola (W, 7.0 IP, 7 H, 2 R, 2 ER, 3 BB, 2 K)
1987	OAK	Bert Blyleven (ND, 8.0 IP, 4 H, 4 R, 4 ER, 3 BB, 6 K)
1988	at NYY	Frank Viola (L, 5.0 IP, 8 H, 6 R ,6 ER, 1 BB, 6 K)
1989	NYY	Frank Viola (L, 6.0 IP, 8 H, 3 R, 3 ER, 4 BB, 1 K)
1990	at OAK	Allan Anderson (L, 4.0 IP, 7 H, 5 R, 4 ER, 3 BB, 1 K)
1991	at OAK	Jack Morris (L, 4.2 IP, 8 H, 7 R, 3 ER, 5 BB, 4 K)
1992	at MIL	Scott Erickson (ND, 6.0 IP, 5 H, 2 R, 2 ER, 2 BB, 1 K)
1993	CWS	Kevin Tapani (L, 3.1 IP, 8 H, 9 R, 8 ER, 1 BB, 2 K)
1994	CAL	Kevin Tapani (L, 3.2 IP, 10 H, 7 R, 7 ER, 3 BB, 1 K)
1995	at BOS	Scott Erickson (L, 4.2 IP, 7 H, 2 R, 1 ER, 2 BB, 3 K)
1996	DET	Brad Radke (W, 6.0 IP, 5 H, 1 R, 1 ER, 2 BB, 8 K)
1997	DET	Brad Radke (ND, 5.0 IP, 7 H, 5 R, 5 ER, 2 BB, 4 K)
1998	at TOR	Bob Tewksbury (L, 6.0 IP, 5 H, 3 R, 3 ER, 2 BB, 2 K)
1999	TOR	Brad Radke (W, 7.0 IP, 8 H, 1 R, 1 ER, 1 BB, 5 K)
2000	TB	Brad Radke (L, 5.0 IP, 9 H, 6 R, 6 ER, 0 BB, 4 K)
2001	at DET	Brad Radke (W, 8.0 IP, 6 H, 1 R, 1 ER, 1 BB, 2 K)
2002	at KC	Brad Radke (ND, 4.1 IP, 8 H, 6 R, 5 ER, 0 BB, 2 K)
2003	at DET	Brad Radke (W, 6.2 IP, 3 H, 1 R, 1 ER, 1 BB, 3 K)
2004	CLE	Brad Radke (ND, 6.0 IP, 11 H, 4 R, 2 ER, 0 BB, 3 K)
2005	at SEA	Brad Radke (L, 7.0 IP, 5 H, 5 R, 4 ER, 0 BB, 5 K)
2006	at TOR	Johan Santana (L, 5.2 IP, 10 H, 4 R, 4 ER, 1 BB, 3 K)
2007	BAL	Johan Santana (W, 6.0 IP, 7 H, 4 R, 4 ER, 2 BB, 6 K)
2008	LAA	Livan Hernandez (W, 7.0 IP, 7 H, 2 R, 2 ER, 0 BB, K)
2009	SEA	Francisco Liriano (L, 7.0 IP, 4 H, 4 R, 4 ER, 0 BB, 3 K)
2010	at LAA	Scott Baker (L, 4.2 IP, 5 H, 4 R, 4 ER, 3 BB, 3 K)
2011	at TOR	Carl Pavano (L, 4.0 IP, 6 H, 8 R, 7 ER, 2 BB, 3 K)
2012	at BAL	Carl Pavano (L, 7.0 IP, 5 H, 4 R, 4 ER, 2 BB, 1 K)
2013	DET	Vance Worley (L, 6.0 IP, 8 H, 3 R, 3 ER, 1 BB, 3 K)
2014	at CWS	Ricky Nolasco (L, 6.0 IP, 10 H, 5 R, 5 ER, 2 BB, 4 K)
2015	at DET	Phil Hughes (L, 6.0 IP, 8 H, 4 R, 4 ER, 1 BB, 6 K)

TWINS MOST OPENING DAY STARTS

Player	Starts
Killebrew	12
Carew	12
Hrbek	12
Mauer	11
Puckett	11
Oliva	10

Pitcher	Starts
Radke	8
Blyleven	6
Viola	4
Goltz	3
8 pitchers tied	2

YEAR-BY-YEAR TEAM STATISTICS

1961 TWINS STATISTICS

Batting: (9th in A.L.)

PLAYER	AVG	G	AB	R	H	TB	2B	3B	HR	RBI	BB	SO	SB	GDP
Allison	.245	159	556	83	136	250	21	3	29	105	103	100	2	17
Altobelli	.221	41	95	10	21	34	2	1	3	14	13	14	0	2
Arrigo	.500	2	2	0	1	1	0	0	0	1	0	0	0	0
Battey	.302	133	460	70	139	216	24	1	17	55	53	65	3	18
Becquer	.238	57	84	13	20	40	1	2	5	18	2	12	0	1
Bertoia	.212	35	104	17	22	27	2	0	1	8	20	12	0	3
Consolo	.000	11	6	0	0	0	0	0	0	0	0	1	0	1
Cueto	.000	4	5	1	0	0	0	0	0	0	1	1	0	0
Dobbek	.168	72	125	12	21	38	3	1	4	14	13	18	1	2
Dotter	.000	1	1	0	0	0	0	0	0	0	0	0	0	0
Gardner	.235	45	153	13	36	48	9	0	1	11	11	14	0	7
Giel	.500	5	2	0	1	1	0	0	0	0	0	1	0	0
Green	.285	156	600	92	171	240	28	7	9	50	81	50	17	5
Henry	.143	20	28	1	4	4	0	0	0	3	2	7	0	3
Jacobs	.250	4	8	0	2	2	0	0	0	0	0	2	0	0
Kaat	.238	33	63	10	15	20	3	1	0	1	4	13	0	2
Killebrew	.288	150	541	94	156	328	20	7	46	122	107	109	1	11
Kralick	.151	33	86	8	13	16	0	0	1	6	2	14	0	1
Lee	.069	15	29	2	2	2	0	0	0	2	0	12	0	0
Lemon	.258	129	423	57	109	179	26	1	14	52	44	98	1	11
Lepcio	.170	47	112	11	19	45	3	1	7	19	8	31	1	2
Martin	.246	108	374	44	92	135	15	5	6	36	13	42	3	9
McDevitt	.000	4	4	1	0	0	0	0	0	0	0	4	0	0
Mincher	.188	35	101	18	19	41	5	1	5	11	22	12	0	5
Moore	.000	6	4	0	0	0	0	0	0	0	2	1	0	1
Naragon	.302	57	139	10	42	52	2	1	2	11	4	8	0	5
Palmquist	.000	2	3	1	0	0	0	0	0	0	0	0	0	0
Pascual	.165	33	85	4	14	17	3	0	0	4	5	15	0	5
Pleis	.111	9	9	0	1	1	0	0	0	0	0	5	0	0
Ramos	.172	37	93	8	16	26	1	0	3	11	2	42	0	1
Rollins	.294	13	17	3	5	6	1	0	0	3	2	2	0	0
Sadowski	.000	4	6	0	0	0	0	0	0	0	0	2	0	0
Schroll	.278	6	18	3	5	9	1	0	1	3	2	4	0	0
Snyder	.000	3	5	0	0	0	0	0	0	0	0	1	0	0
Stange	.000	1	1	0	0	0	0	0	0	0	0	1	0	0
Stobbs	.375	6	8	2	3	4	1	0	0	1	1	2	0	0
Tuttle	.246	137	370	38	91	124	12	3	5	38	43	41	1	13
Valdivielso	.195	76	149	15	29	37	5	0	1	9	8	18	1	6
Valo	.156	33	32	0	5	7	2	0	0	4	3	3	0	2
Versalles	.280	129	510	65	143	199	25	5	7	53	25	61	16	8
Whisenant	.000	10	6	1	0	0	0	0	0	0	1	2	0	0
TOTALS	**.250**	**161**	**5417**	**707**	**1353**	**2149**	**215**	**40**	**167**	**665**	**597**	**840**	**47**	**141**

Pitching: (7th in A.L.)

PLAYER	W	L	ERA	G	GS	CG	SHO	SV	IP	H	R	ER	HR	BB	SO
Arrigo	0	1	10.24	7	2	0	0	-	9.2	9	12	11	0	10	6
Becquer	0	0	27.00	1	0	0	0	-	1.0	4	3	3	0	1	0
Bruckbauer	0	0	INF	1	0	0	0	-	0.0	3	3	3	0	1	0
Cueto	1	3	8.18	7	5	0	0	-	21.1	27	24	17	7	10	5
Dotter	0	0	9.00	2	0	0	0	-	6.0	6	6	6	0	4	2
Giel	1	0	9.78	12	0	0	0	-	19.1	24	27	21	6	17	14
Kaat	9	17	3.90	36	29	8	1	-	200.2	187	105	87	12	82	122
Kralick	13	11	3.61	33	33	11	2	-	242.0	257	101	97	21	64	137
Lee	3	6	3.52	37	10	4	0	-	115.0	93	49	45	12	35	65
McDevitt	1	0	2.36	16	1	0	0	-	26.2	20	11	7	1	19	15
Moore	4	4	3.67	46	0	0	0	-	56.1	49	23	23	8	38	45
Palmquist	1	1	9.70	9	2	0	0	-	21.1	33	23	22	7	13	13
Pascual	15	16	3.46	35	33	15	8	-	252.1	205	114	97	26	100	221
Pleis	4	2	4.95	37	0	0	0	-	56.1	59	35	31	4	34	32
Ramos	11	20	3.95	42	34	9	3	-	264.1	265	134	116	39	79	174
Sadowski	0	2	6.82	15	1	0	0	-	33.0	49	29	25	6	11	12
Schroll	4	4	5.22	11	8	2	0	-	50.0	53	36	29	5	27	24
Stange	1	0	2.92	7	0	0	0	-	12.1	15	6	4	1	10	10
Stobbs	2	3	7.46	24	3	0	0	-	44.2	56	37	37	8	15	17
TOTALS	**70**	**90**	**4.28**	**161**		**49**	**14**	**-**	**1432.1**	**1415**	**778**	**681**	**163**	**570**	**914**

1962 TWINS STATISTICS

Batting: (3rd in A.L.)

PLAYER	AVG	G	AB	R	H	TB	2B	3B	HR	RBI	BB	SO	SB	GDP
Allen	.269	159	573	79	154	231	27	7	12	64	62	82	0	10
Allison	.266	149	519	102	138	265	24	8	29	102	84	115	8	12
Arrigo	.....	1	0	0	0	0	0	0	0	0	0	0	0	0
Banks	.252	63	103	22	26	42	0	2	4	15	21	27	0	6
Battey	.280	148	522	58	146	205	20	3	11	57	57	48	0	18
Bonikowski	.148	29	27	3	4	4	0	0	0	0	1	15	0	0
Collum	.000	8	4	0	0	0	0	0	0	1	0	1	0	0
Donohue	.000	6	2	0	0	0	0	0	0	0	0	1	0	0
Gomez	.000	6	5	0	0	0	0	0	0	0	1	1	0	0
Goryl	.192	37	26	6	5	13	0	1	2	2	2	6	0	1
Green	.271	158	619	97	168	249	33	3	14	63	88	36	8	8
Kaat	.180	48	100	9	18	26	3	1	1	10	8	40	0	0
Killebrew	.243	155	552	85	134	301	21	1	48	126	106	142	1	14
Kralick	.202	39	89	7	18	25	1	0	2	4	4	27	0	5
Lee	.211	9	19	2	4	4	0	0	0	1	1	7	0	0
Lemon	.176	12	17	1	3	6	0	0	1	5	3	4	0	1
Manning	.000	5	1	0	0	0	0	0	0	0	0	0	0	0
Maranda	.250	32	16	0	4	6	2	0	0	1	1	6	0	1
Martinez	.167	37	18	13	3	5	0	1	0	3	3	4	0	0
Mincher	.240	86	121	20	29	59	1	1	9	29	34	24	0	4
Moore	.000	49	5	0	0	0	0	0	0	0	0	3	0	0

1962 TWINS STATISTICS

Batting: (3rd in A.L.)

PLAYER	AVG	G	AB	R	H	TB	2B	3B	HR	RBI	BB	SO	SB	GDP
Naragon	.229	24	35	1	8	9	1	0	0	3	3	1	0	1
Oliva	.444	9	9	3	4	5	1	0	0	3	3	2	0	0
Pascual	.268	34	97	9	26	36	4	0	2	19	6	8	0	3
Pleis	.286	21	14	1	4	4	0	0	0	1	1	5	0	0
Power	.290	144	611	80	177	257	28	2	16	63	22	35	7	12
Roland	.....	1	0	0	0	0	0	0	0	0	0	0	0	0
Rollins	.298	159	624	96	186	267	23	5	16	96	75	62	3	13
Sadowski	.500	19	4	1	2	2	0	0	0	0	0	1	0	0
Snyder	.100	12	10	1	1	1	0	0	0	1	0	1	0	0
Stange	.059	44	17	1	1	1	0	0	0	0	1	9	0	0
Stigman	.044	40	45	2	2	2	0	0	0	2	2	22	0	1
Sullivan	.000	21	4	1	0	0	0	0	0	0	1	0	0	1
Tuttle	.211	110	123	21	26	35	4	1	1	13	19	14	1	4
Versalles	.241	160	568	69	137	212	18	3	17	67	37	71	5	13
Zimmerman	.274	34	62	8	17	21	4	0	0	7	3	5	0	1
TOTALS	**.260**	**163**	**5561**	**798**	**1445**	**2293**	**215**	**39**	**185**	**758**	**649**	**825**	**33**	**129**

Pitching: (6th in A.L.)

PLAYER	W	L	ERA	G	GS	CG	SHO	SV	IP	H	R	ER	HR	BB	SO
Arrigo	0	0	18.00	1	0	0	0	0	1.0	3	3	2	0	1	1
Bonikowski	5	7	3.88	30	13	3	0	1	99.2	95	47	43	6	38	45
Collum	0	2	11.15	8	3	0	0	0	15.1	29	22	19	1	11	5
Donohue	0	1	6.97	6	1	0	0	1	10.1	12	8	8	2	6	3
Gomez	1	1	4.66	6	2	1	0	0	19.1	17	11	10	3	11	8
Kaat	18	14	3.14	39	35	16	5	0	269.0	243	106	94	23	75	173
Kralick	12	11	3.86	39	37	7	1	0	242.2	239	121	104	30	61	139
Lee	3	3	4.50	9	9	1	0	0	52.0	51	27	26	8	24	28
Manning	0	0	5.14	5	1	0	0	0	7.0	14	10	4	0	1	3
Maranda	1	3	4.46	32	4	0	0	0	72.2	69	43	36	11	35	36
Moore	8	3	4.73	49	0	0	0	6	64.2	55	35	34	8	30	58
Pascual	20	11	3.32	34	33	18	5	0	257.2	236	100	95	25	59	206
Pleis	2	5	4.40	21	4	0	0	0	45.0	46	27	22	7	14	31
Roland	0	0	0.00	1	0	0	0	0	2.0	1	0	0	0	0	1
Sadowski	1	1	5.03	19	0	0	0	0	33.0	37	19	19	6	11	15
Stange	4	3	4.45	44	6	1	0	3	95.0	98	57	47	14	39	70
Stigman	12	5	3.66	40	15	6	0	3	142.2	122	60	58	19	64	116
Sullivan	4	1	3.21	21	0	0	0	2	33.1	33	17	12	3	13	10
TOTALS	**91**	**71**	**3.90**	**163**		**53**	**11**	**15**	**1462.1**	**1400**	**713**	**633**	**166**	**493**	**948**

1963 TWINS STATISTICS

Batting: (1st in A.L.)

PLAYER	AVG	G	AB	R	H	TB	2B	3B	HR	RBI	BB	SO	SB	GDP
Allen	.240	139	421	52	101	150	20	1	9	43	38	52	0	6
Allison	.271	148	527	99	143	281	25	4	35	91	90	109	6	7
Arrigo	.000	5	4	0	0	0	0	0	0	0	0	1	0	0
Banks	.155	25	71	5	11	24	4	0	3	8	9	21	0	2
Battey	.285	147	508	64	145	242	17	1	26	84	61	75	0	16
Becquer	.....	1	0	1	0	0	0	0	0	0	0	0	0	0
Dailey	.238	66	21	2	5	8	0	0	1	4	2	10	0	1
Dotter	.000	2	0	0	0	0	0	0	0	0	0	0	0	0
Fornieles	.167	11	6	1	1	3	0	1	0	1	0	3	0	0
Goryl	.287	64	150	29	43	81	5	3	9	24	15	29	0	4
Green	.239	145	280	41	67	91	10	1	4	27	31	21	11	1
Hall	.260	156	497	88	129	259	21	5	33	80	63	101	3	8
Kaat	.131	36	61	2	8	12	1	0	1	8	2	19	0	1
Killebrew	.258	142	515	88	133	286	18	0	45	96	72	105	0	16
Kralick	.167	6	6	1	1	3	0	1	0	0	2	3	0	0
Lasher	.000	11	1	0	0	0	0	0	0	0	0	1	0	0
Lemon	.118	7	17	0	2	2	0	0	0	1	1	5	0	0
Mincher	.258	82	225	41	58	117	8	0	17	42	30	51	0	0
Moore	.333	31	3	0	1	1	0	0	0	0	0	0	0	1
Oliva	.429	7	7	0	3	3	0	0	0	1	0	2	0	0
Pascual	.250	33	92	9	23	30	5	1	0	12	3	15	0	3
Perry	.208	40	51	5	11	13	2	0	0	4	6	12	0	1
Pleis	.125	36	16	2	2	2	0	0	0	1	3	11	0	0
Post	.191	21	47	6	9	17	0	1	2	6	2	17	0	1
Power	.270	138	541	65	146	208	28	2	10	52	22	24	3	15
Ratliff	.190	10	21	2	4	8	1	0	1	3	2	7	0	0
Roggenburk	.143	36	7	0	1	1	0	0	0	0	1	2	0	0
Roland	.000	10	15	1	0	0	0	0	0	0	0	6	0	0
Rollins	.307	136	531	75	163	236	23	1	16	61	36	59	2	13
Siebler	.133	7	15	1	2	2	0	0	0	2	1	5	0	0
Stange	.096	32	52	3	5	6	1	0	0	1	5	14	0	1
Stigman	.107	33	84	4	9	10	1	0	0	4	7	48	0	2
Sullivan	.....	10	0	0	0	0	0	0	0	0	0	0	0	0
Tuttle	.000	16	3	0	0	0	0	0	0	0	1	0	0	2
Versalles	.261	159	621	74	162	249	31	13	10	54	33	66	7	11
Ward	.067	9	15	0	1	2	1	0	0	2	1	5	0	0
Wertz	.136	35	44	3	6	15	0	0	3	7	6	5	0	1
Williams	.....	3	0	0	0	0	0	0	0	0	0	0	0	0
Zimmerman	.232	39	56	3	13	14	1	0	0	3	2	8	0	3
TOTALS	**.255**	**161**	**5531**	**767**	**1408**	**2376**	**223**	**35**	**225**	**722**	**547**	**912**	**32**	**116**

DID YOU *Know?*

...the last Twins pitcher to hit a home run was Jim Kaat, June 11, 1972 at Cleveland.

1963 TWINS STATISTICS

Pitching: (3rd in A.L.)

PLAYER	W	L	ERA	G	GS	CG	SHO	SV	IP	H	R	ER	HR	BB	SO
Arrigo	1	2	2.81	5	1	0	0	0	15.2	12	5	5	2	4	13
Dailey	6	3	1.98	66	0	0	0	13	108.2	80	26	24	9	19	72
Dotter	0	0	0.00	2	0	0	0	0	2.0	0	0	0	0	0	2
Fornieles	1	1	4.76	11	0	0	0	0	22.2	24	14	12	0	13	7
Kaat	10	10	4.20	31	27	7	1	0	178.1	195	96	83	24	38	105
Kralick	1	4	3.81	5	5	1	1	0	25.2	28	16	11	2	8	13
Lasher	0	0	4.91	11	0	0	0	0	11.1	12	10	6	1	11	10
Moore	1	3	6.92	31	1	0	0	0	38.2	50	34	30	8	17	38
Pascual	21	9	2.46	31	31	18	3	0	248.1	205	76	68	21	81	202
Perry	9	9	3.74	35	25	5	1	0	168.1	167	77	70	17	57	65
Pleis	6	2	4.37	36	4	1	0	0	68.0	67	37	33	10	16	37
Roggenburk	2	4	2.16	36	2	0	0	4	50.0	47	26	12	3	22	24
Roland	4	1	2.57	10	7	2	1	0	49.0	32	17	14	4	27	34
Siebler	2	1	2.77	7	5	2	0	0	38.2	25	13	12	6	12	22
Stange	12	5	2.62	32	20	7	2	0	164.2	145	53	48	21	43	100
Stigman	15	15	3.25	33	33	15	3	0	241.0	210	90	87	32	81	193
Sullivan	0	1	5.73	10	0	0	0	1	11.0	15	7	7	1	4	2
Williams	0	0	11.25	3	0	0	0	0	4.1	8	5	5	1	6	2
TOTALS	**91**	**70**	**3.28**	**161**		**58**	**13**	**18**	**1446.1**	**1322**	**602**	**527**	**162**	**459**	**941**

1964 TWINS STATISTICS

Batting: (4th in A.L.)

PLAYER	AVG	G	AB	R	H	TB	2B	3B	HR	RBI	BB	SO	SB	GDP
Allen	.214	74	243	28	52	80	8	1	6	20	33	30	1	5
Allison	.287	149	492	90	141	272	27	4	32	86	92	99	10	7
Arrigo	.172	41	29	3	5	6	1	0	0	3	2	7	0	0
Banks	.000	1	1	0	0	0	0	0	0	0	0	1	0	0
Battey	.272	131	405	33	110	165	17	1	12	52	51	49	1	23
Bethea	.167	10	30	4	5	6	1	0	0	2	4	4	0	0
Bloomfield	.143	7	7	1	1	1	0	0	0	0	0	0	0	0
Boswell	.222	4	9	1	2	2	0	0	0	1	0	2	0	0
Dailey	.....	14	0	0	0	0	0	0	0	0	0	0	0	0
Dotter	.....	3	0	0	0	0	0	0	0	0	0	0	0	0
Fischer	.....	0	0	0	0	0	0	0	0	0	0	0	0	0
Fosnow	.....	7	0	0	0	0	0	0	0	0	0	0	0	0
Goryl	.140	58	114	9	16	20	0	2	0	1	10	25	1	3
Grant	.167	39	60	8	10	12	2	0	0	3	2	18	0	2
Green	.000	26	15	3	0	0	0	0	0	0	4	6	0	0
Hall	.282	149	510	61	144	245	20	3	25	75	44	112	5	10
Henry	.122	22	41	4	5	14	1	1	2	5	2	17	0	1
Kaat	.169	46	83	11	14	24	1	0	3	11	11	31	0	1
Killebrew	.270	158	577	95	156	316	11	1	49	111	93	135	0	15
Kindall	.148	62	128	8	19	24	2	0	1	6	7	44	0	2
Klippstein	.000	33	2	0	0	0	0	0	0	0	1	1	0	0
Kostro	.272	59	103	10	28	42	5	0	3	12	4	21	0	2
McCabe	.158	14	19	1	3	3	0	0	0	2	0	8	0	0
Mincher	.237	120	287	45	68	157	12	4	23	56	27	51	0	8
Nieson	.....	2	0	0	0	0	0	0	0	0	0	0	0	0
Nossek	.000	7	1	1	0	0	0	0	0	0	0	0	0	0
Oliva	.323	161	672	109	217	374	43	9	32	94	34	68	12	9
Pascual	.181	36	94	3	17	24	7	0	0	8	8	9	0	1
Perry	.154	41	13	0	2	2	0	0	0	1	0	4	0	1
Pleis	.250	47	4	2	1	1	0	0	0	0	1	2	0	0
Power	.222	19	45	6	10	12	2	0	0	1	1	3	0	0
Reese	.000	10	7	0	0	0	0	0	0	0	0	1	0	1
Roland	.148	30	27	2	4	4	0	0	0	0	0	11	0	0
Rollins	.270	148	596	87	161	242	25	10	12	68	53	80	2	12
Shifflett	.000	10	4	0	0	0	0	0	0	0	0	2	0	0
Siebler	.....	9	0	0	0	0	0	0	0	0	0	0	0	0
Snyder	.155	26	71	3	11	16	2	0	1	9	4	11	0	4
Stange	.040	14	25	1	1	1	0	0	0	2	5	14	0	1
Stigman	.101	32	69	2	7	9	2	0	0	0	2	34	0	1
Versalles	.259	160	659	94	171	284	33	10	20	64	42	88	14	5
Ward	.226	12	31	4	7	9	2	0	0	2	6	13	0	0
Whitby	.000	4	1	0	0	0	0	0	0	0	0	1	0	0
Worthington	.063	41	16	2	1	1	0	0	0	0	0	2	0	0
Zimmerman	.200	63	120	6	24	27	3	0	0	12	10	15	0	6
TOTALS	**.252**	**163**	**5610**	**737**	**1413**	**2395**	**227**	**46**	**221**	**707**	**553**	**1019**	**46**	**120**

Pitching: (5th in A.L.)

PLAYER	W	L	ERA	G	GS	CG	SHO	SV	IP	H	R	ER	HR	BB	SO
Arrigo	7	4	3.86	41	12	2	1	1	105.1	97	48	45	11	45	96
Boswell	2	0	4.30	4	4	0	0	0	23.1	21	11	11	4	12	25
Dailey	1	2	8.40	14	0	0	0	0	15.1	23	16	14	3	18	6
Dotter	0	0	2.25	3	0	0	0	0	4.1	3	2	1	1	3	6
Fischer	0	1	7.71	9	0	0	0	0	7.1	16	6	6	2	4	2
Fosnow	0	1	10.64	7	0	0	0	0	10.2	13	13	13	3	8	9
Grant	11	9	2.82	26	23	10	1	1	166.0	162	73	52	21	36	75
Kaat	17	11	3.22	36	34	13	0	0	243.0	231	100	87	23	60	171
Klippstein	0	4	1.96	33	0	0	0	2	46.1	44	12	10	4	20	39
Nieson	0	0	4.50	2	0	0	0	0	2.0	1	1	1	1	1	5
Pascual	15	12	3.30	36	36	14	1	0	267.1	245	121	98	30	98	213
Perry	6	3	3.46	42	1	0	0	1	65.1	61	26	25	7	23	55
Pleis	4	1	3.88	47	0	0	0	2	50.2	43	23	22	6	31	42
Roland	2	6	4.12	30	13	1	0	2	94.1	76	48	43	12	55	63
Shifflett	0	2	4.50	10	0	0	0	1	17.2	22	9	9	1	7	8
Siebler	0	0	4.91	9	0	0	0	0	11.0	10	6	6	1	6	10
Stange	3	6	4.73	14	11	2	0	0	79.2	78	45	42	13	19	54
Stigman	6	15	4.03	32	29	5	1	0	190.0	160	94	85	31	70	159
Whitby	0	0	9.00	4	0	0	0	0	6.1	8	6	6	3	1	2
Worthington	5	6	1.38	41	0	0	0	14	72.1	47	18	11	4	28	59
TOTALS	**79**	**83**	**3.57**	**163**		**47**	**4**	**24**	**1478.1**	**1361**	**678**	**587**	**181**	**545**	**1099**

1965 TWINS STATISTICS

Batting: (1st in A.L.)

PLAYER	AVG	G	AB	R	H	TB	2B	3B	HR	RBI	BB	SO	SB	GDP
Allen	.231	19	39	2	9	11	2	0	0	6	6	8	0	0
Allison	.233	135	438	71	102	195	14	5	23	78	73	114	10	5
Battey	.297	131	394	36	117	161	22	2	6	60	50	23	0	7
Boswell	.316	36	38	7	12	14	0	1	0	1	1	6	0	1
Cimino	....	1	0	0	0	0	0	0	0	0	0	0	0	0
Fosnow	.000	29	5	0	0	0	0	0	0	0	0	4	0	0
Grant	.155	50	97	13	15	22	3	2	0	8	7	27	0	1
Hall	.285	148	522	81	149	242	25	4	20	86	51	79	14	6
Kaat	.247	56	93	6	23	30	4	0	1	9	3	29	2	1
Killebrew	.269	113	401	78	108	201	16	1	25	75	72	69	0	10
Kindall	.196	125	342	41	67	99	12	1	6	36	36	97	2	6
Klippstein	.000	56	8	0	0	0	0	0	0	0	1	3	0	1
Kosco	.236	23	55	3	13	20	4	0	1	6	1	15	0	0
Kostro	.105	20	31	2	5	7	2	0	0	1	4	5	0	1
Merritt	.136	16	22	1	3	3	0	0	0	3	2	14	0	0
Mincher	.251	128	346	43	87	176	17	3	22	65	49	73	1	3
Nelson	.111	28	9	0	1	1	0	0	0	0	0	5	0	0
Nossek	.218	87	170	19	37	52	9	0	2	16	7	22	2	5
Oliva	.321	149	576	107	185	283	40	5	16	98	55	64	19	8
Pascual	.200	27	60	7	12	19	1	0	2	8	2	8	0	2
Perry	.170	36	53	3	9	12	1	1	0	3	1	16	0	0
Pleis	.000	41	7	0	0	0	0	0	0	0	0	3	0	0
Quilici	.208	56	149	16	31	38	5	1	0	7	15	33	1	4
Reese	.286	14	7	0	2	3	1	0	0	0	2	2	0	0
Roggenburk	.000	12	3	1	0	0	0	0	0	0	1	1	0	0
Rollins	.249	140	469	59	117	156	22	1	5	32	37	54	4	13
Sevcik	.063	12	16	1	1	2	1	0	0	0	1	5	0	1
Siebler	.000	7	1	0	0	0	0	0	0	0	0	1	0	0
Stigman	.133	33	15	0	2	3	1	0	0	0	0	7	0	0
Tovar	.208	18	25	3	5	6	1	0	0	2	2	3	2	0
Uhlaender	.182	13	22	1	4	4	0	0	0	1	0	2	1	0
Valdespino	.261	108	245	38	64	79	8	2	1	22	20	28	7	5
Versalles	.273	160	666	126	182	308	45	12	19	77	41	122	27	7
Worthington	.111	62	10	1	1	1	0	0	0	0	2	4	0	0
Zimmerman	.214	83	154	8	33	39	1	1	1	11	12	23	0	6
TOTALS	**.254**	**162**	**5488**	**774**	**1396**	**2187**	**257**	**42**	**150**	**711**	**554**	**969**	**92**	**93**

Pitching: (3rd in A.L.)

PLAYER	W	L	ERA	G	GS	CG	SHO	SV	IP	H	R	ER	HR	BB	SO
Boswell	6	5	3.40	27	12	1	0	0	106.0	77	43	40	20	46	85
Cimino	0	0	0.00	1	0	0	0	0	1.0	0	0	0	0	0	0
Fosnow	3	3	4.40	29	0	0	0	1	46.2	33	29	23	7	25	35
Grant	21	7	3.30	41	39	14	6	0	270.1	252	107	99	34	61	142
Kaat	18	11	2.83	45	42	7	2	2	264.1	267	121	83	25	63	154
Klippstein	9	3	2.25	56	0	0	0	3	76.1	59	22	19	8	31	59
Merritt	5	4	3.16	16	9	1	0	2	76.2	68	29	27	11	20	61
Nelson	0	4	4.09	28	3	0	0	3	54.2	57	29	25	7	23	31
Pascual	9	3	3.35	27	27	5	1	0	156.0	126	67	58	12	63	96
Perry	12	7	2.63	36	19	4	2	0	167.2	142	57	49	18	47	88
Pleis	4	4	3.00	41	2	0	0	2	51.1	49	20	17	3	27	33
Roggenburk	1	0	3.43	12	0	0	0	0	21.0	21	10	8	1	12	6
Siebler	0	0	4.20	7	1	0	0	0	15.0	11	7	7	2	11	15
Stigman	4	2	4.37	33	8	0	0	4	70.0	59	34	34	14	33	70
Worthington	10	7	2.14	62	0	0	0	14	80.1	57	25	19	4	41	59
TOTALS	**102**	**60**	**3.14**	**162**		**32**	**12**	**31**	**1457.1**	**1278**	**600**	**508**	**166**	**503**	**934**

1966 TWINS STATISTICS

Batting: (3rd in A.L.)

PLAYER	AVG	G	AB	R	H	TB	2B	3B	HR	RBI	BB	SO	SB	GDP
Allen	.238	101	319	34	76	111	18	1	5	30	26	40	2	10
Allison	.220	70	168	34	37	69	6	1	8	19	30	34	6	2
Battey	.255	115	364	30	93	119	12	1	4	34	43	30	4	15
Boswell	.143	32	63	4	9	10	1	0	0	3	0	18	0	2
Cimino	.000	35	6	0	0	0	0	0	0	0	1	4	0	0
Clark	1.000	5	1	1	1	1	0	0	0	1	0	0	0	0
Grant	.192	35	78	5	15	20	5	0	0	10	3	23	0	3
Hall	.239	120	356	52	85	160	7	4	20	47	33	66	1	14
Kaat	.195	47	118	12	23	33	2	1	2	13	5	41	0	1
Keller	.000	3	1	0	0	0	0	0	0	0	0	0	0	0
Killebrew	.281	162	569	89	160	306	27	1	39	110	103	98	0	12
Klippstein	.000	26	3	0	0	0	0	0	0	0	0	3	0	0
Kosco	.222	57	158	11	35	46	5	0	2	13	7	31	0	4
Merritt	.103	31	39	2	4	5	1	0	0	1	4	16	0	1
Mincher	.251	139	431	53	108	180	30	0	14	62	58	68	3	13
Mitterwald	.200	3	5	1	1	1	0	0	0	0	0	0	0	0
Nixon	.260	51	96	5	25	29	2	1	0	7	7	13	0	2
Nossek	....	4	0	0	0	0	0	0	0	0	0	0	0	0
Oliva	.307	159	622	99	191	312	32	7	25	87	42	72	13	16
Ollum	.000	3	2	0	0	0	0	0	0	0	0	1	0	0
Pascual	.216	21	37	3	8	9	1	0	0	1	0	5	0	3
Perry	.220	33	59	5	13	20	4	0	1	7	5	18	0	0
Pleis	....	8	0	0	0	0	0	0	0	0	0	0	0	0
Reese	.000	3	2	0	0	0	0	0	0	0	1	2	0	0
Roggenburk	....	12	0	0	0	0	0	0	0	0	0	0	0	0
Roland	....	1	0	0	0	0	0	0	0	0	0	0	0	0
Rollins	.245	90	269	30	66	105	7	1	10	40	13	34	0	9
Siebler	.000	23	11	0	0	0	0	0	0	0	2	6	0	0
Tovar	.260	134	465	57	121	156	19	5	2	41	44	50	16	7
Uhlaender	.226	105	367	39	83	105	12	2	2	22	27	33	10	4
Valdespino	.176	52	108	11	19	28	1	1	2	9	4	24	2	5
Versalles	.249	137	543	73	135	188	20	6	7	36	40	85	10	11
Worthington	.273	65	11	2	3	6	3	0	0	3	0	6	0	0
Zimmerman	.252	60	119	11	30	39	4	1	1	15	15	23	0	4
TOTALS	**.249**	**162**	**5390**	**663**	**1341**	**2058**	**219**	**33**	**144**	**611**	**513**	**844**	**67**	**138**

1966 TWINS STATISTICS

Pitching: (2nd in A.L.)

PLAYER	W	L	ERA	G	GS	CG	SHO	SV	IP	H	R	ER	HR	BB	SO
Boswell	12	5	3.14	28	21	8	1	0	169.1	120	66	59	19	65	173
Cimino	2	5	2.91	35	0	0	0	3	64.2	53	27	21	4	30	57
Grant	13	13	3.25	35	35	10	3	0	249.0	248	104	90	23	49	110
Kaat	25	13	2.74	41	41	19	3	0	304.2	271	114	93	29	55	205
Keller	0	0	5.40	2	0	0	0	0	5.1	7	4	3	1	1	1
Klippstein	1	1	3.38	26	0	0	0	3	40.0	35	15	15	2	20	26
Merritt	7	14	3.38	31	18	5	1	3	144.0	112	57	54	17	33	124
Ollum	0	0	3.60	3	1	0	0	0	10.0	6	4	4	1	1	11
Pascual	8	6	4.89	21	19	2	0	0	103.0	113	63	56	9	30	56
Perry	11	7	2.54	33	25	8	1	0	184.0	149	61	52	17	53	122
Pleis	1	2	2.00	8	0	0	0	0	9.1	5	6	2	1	4	9
Roggenburk	1	2	6.00	12	0	0	0	1	12.1	14	8	8	4	10	3
Roland	0	0	0.00	1	0	0	0	0	2.0	0	0	0	0	0	1
Siebler	2	2	3.42	23	2	0	0	1	49.2	47	26	19	6	14	24
Worthington	6	3	2.47	65	0	0	0	11	91.1	66	26	25	6	27	93
TOTALS	**89**	**73**	**3.13**	**162**		**52**	**11**	**22**	**1438.2**	**1246**	**581**	**501**	**139**	**392**	**1015**

1967 TWINS STATISTICS

Batting: (4th in A.L.)

PLAYER	AVG	G	AB	R	H	TB	2B	3B	HR	RBI	BB	SO	SB	GDP
Allison	.258	153	496	73	128	233	21	6	24	75	74	114	6	5
Battey	.165	48	109	6	18	23	3	1	0	8	13	24	0	4
Bond	.313	10	16	4	5	9	1	0	1	5	3	1	0	0
Boswell	.219	44	73	12	16	23	2	1	1	3	1	26	0	2
Carew	.292	137	514	66	150	210	22	7	8	51	37	91	5	12
Chance	.033	41	92	2	3	3	0	0	0	0	7	58	0	1
Clark	.167	20	60	7	10	21	3	1	2	11	4	9	0	3
Grant	.179	27	28	6	5	5	0	0	0	2	1	2	0	1
Hardy	.375	11	8	1	3	6	0	0	1	2	1	1	0	0
Hernandez	.143	29	28	1	4	4	0	0	0	3	0	6	0	0
Izquierdo	.269	16	26	4	7	9	2	0	0	2	1	2	0	0
Kaat	.172	45	99	7	17	25	3	1	1	4	7	26	0	2
Kelly	.000	8	1	1	0	0	0	0	0	0	0	1	0	0
Killebrew	.269	163	547	105	147	305	24	1	44	113	131	111	1	16
Kline	.000	54	5	0	0	0	0	0	0	0	0	3	0	0
Kosco	.143	9	28	4	4	5	1	0	0	4	2	4	0	1
Kostro	.323	32	31	4	10	10	0	0	0	2	3	2	0	2
Merritt	.135	37	74	4	10	13	3	0	0	2	7	33	0	2
Nelson		1	0	0	0	0	0	0	0	0	0	0	0	0
Nettles	.333	3	3	0	1	2	1	0	0	0	0	0	0	0
Nixon	.235	74	170	16	40	51	6	1	1	22	18	29	0	4
Oliva	.289	146	557	76	161	258	34	6	17	83	44	61	11	9
Ollum	.200	21	5	0	1	1	0	0	0	0	0	1	0	0
Perry	.190	39	42	2	8	12	1	0	1	7	0	6	0	2
Quilici	.105	23	19	2	2	3	1	0	0	0	3	4	0	1
Reese	.248	95	101	13	25	42	5	0	4	20	8	17	0	1
Roland	.000	25	3	0	0	0	0	0	0	0	0	1	0	0
Rollins	.245	109	339	31	83	116	11	2	6	39	27	58	1	10
Siebler		2	0	0	0	0	0	0	0	0	0	0	0	0
Tovar	.267	164	649	98	173	237	32	7	6	47	46	51	19	8
Uhlaender	.258	133	415	41	107	158	19	7	6	49	13	45	4	4
Valdespino	.165	99	97	9	16	21	2	0	1	3	5	22	3	1
Versalles	.200	160	581	63	116	164	16	7	6	50	33	113	5	15
Worthington	.000	59	8	0	0	0	0	0	0	0	1	5	0	0
Zimmerman	.167	104	234	13	39	45	3	0	1	12	22	49	0	8
TOTALS	**.240**	**164**	**5458**	**671**	**1309**	**2014**	**216**	**48**	**131**	**619**	**512**	**976**	**55**	**114**

Pitching: (2nd in A.L.)

PLAYER	W	L	ERA	G	GS	CG	SHO	SV	IP	H	R	ER	HR	BB	SO
Boswell	14	12	3.27	37	32	11	3	0	222.2	162	84	81	14	107	204
Chance	20	14	2.73	41	39	18	5	1	283.2	244	109	86	17	68	220
Grant	5	6	4.74	27	14	2	0	0	95.1	121	56	50	10	17	50
Kaat	16	13	3.05	42	38	13	2	0	263.1	269	110	89	21	42	211
Kline	7	1	3.75	54	0	0	0	5	71.2	71	33	30	10	15	36
Merritt	13	7	2.53	37	28	11	4	0	227.2	196	72	64	21	30	161
Nelson	0	0	54.00	1	0	0	0	0	0.1	3	2	2	1	0	0
Ollom	0	1	5.40	21	2	0	0	0	35.0	33	24	21	4	11	17
Perry	8	7	3.02	37	11	3	2	0	130.2	123	51	44	8	50	94
Roland	0	1	3.00	25	0	0	0	2	35.2	33	12	12	3	17	16
Siebler	0	0	3.00	2	0	0	0	0	3.0	4	1	1	0	1	0
Worthington	8	9	2.84	59	0	0	0	16	92.0	77	36	29	6	38	80
TOTALS	**91**	**71**	**3.14**	**164**		**58**	**18**	**24**	**1461.0**	**1336**	**590**	**509**	**115**	**396**	**1089**

1968 TWINS STATISTICS

Batting: (2nd in A.L.)

PLAYER	AVG	G	AB	R	H	TB	2B	3B	HR	RBI	BB	SO	SB	GDP
Allison	.247	145	469	63	116	214	16	8	22	52	52	98	9	16
Boswell	.233	37	60	9	14	22	3	1	1	4	2	24	0	1
Carew	.273	127	461	46	126	160	27	2	1	42	26	71	12	11
Chance	.054	43	93	0	5	5	0	0	0	3	3	63	0	0
Clark	.185	104	227	14	42	52	5	1	1	13	16	44	3	2
Hall	.000	11	9	2	0	0	0	0	0	0	0	0	0	0
Hernandez	.176	83	199	13	35	44	3	0	2	17	9	52	5	3
Holt	.208	70	106	9	22	26	2	1	0	8	4	20	0	3
Kaat	.156	36	77	7	12	15	3	0	0	5	2	18	0	2
Keller	.000	8	1	0	0	0	0	0	0	0	0	1	0	0
Kelly	.114	12	35	2	4	9	2	0	1	2	3	10	0	1
Killebrew	.210	100	295	40	62	124	7	2	17	40	70	70	0	13
Kostro	.241	63	108	9	26	32	4	1	0	9	6	20	0	2
Look	.246	59	118	7	29	33	4	0	0	9	20	24	0	5
Merritt	.141	38	71	1	10	12	2	0	0	1	5	22	0	2
Miller	.143	45	7	0	1	1	0	0	0	1	0	3	0	0
Mitterwald	.206	11	34	1	7	8	1	0	0	1	3	8	0	1

1968 TWINS STATISTICS

Batting: (2nd in A.L.)

PLAYER	AVG	G	AB	R	H	TB	2B	3B	HR	RBI	BB	SO	SB	GDP
Morris	.000	3	3	1	0	0	0	0	0	0	0	1	0	0
Nettles	.224	22	76	13	17	36	2	1	5	8	7	20	0	2
Oliva	.289	128	470	54	136	224	24	5	18	68	45	61	10	10
Perranoski	.000	66	7	0	0	0	0	0	0	0	0	3	0	0
Perry	.143	32	42	4	6	13	1	0	2	5	2	12	0	1
Quilici	.245	97	229	22	56	78	11	4	1	22	21	45	0	5
Reese	.259	126	332	40	86	117	15	2	4	28	18	36	3	6
Renick	.216	42	97	16	21	39	5	2	3	13	9	42	0	2
Roland	.000	29	8	0	0	0	0	0	0	1	1	4	0	0
Rollins	.241	93	203	14	49	72	5	0	6	30	10	34	3	6
Roseboro	.216	135	380	31	82	118	12	0	8	39	46	57	2	7
Stephen	.000	2	3	0	0	0	0	0	0	0	0	1	0	0
Tovar	.272	157	613	89	167	228	31	6	6	47	34	41	35	2
Uhlaender	.283	140	488	52	138	190	21	5	7	52	28	46	16	3
Worthington	.000	54	7	0	0	0	0	0	0	0	0	5	0	0
Zimmerman	.111	24	45	3	5	6	1	0	0	2	3	10	0	0
TOTALS	**.237**	**162**	**5373**	**562**	**1274**	**1878**	**207**	**41**	**105**	**522**	**445**	**966**	**98**	**106**

Pitching: (6th in A.L.)

PLAYER	W	L	ERA	G	GS	CG	SHO	SV	IP	H	R	ER	HR	BB	SO
Boswell	10	13	3.32	34	28	7	2	0	190.0	148	79	70	19	87	143
Chance	16	16	2.53	43	39	15	6	0	292.0	224	96	82	15	63	234
Hall	2	1	2.40	8	4	0	0	0	29.2	27	15	8	1	12	18
Kaat	14	12	2.94	30	29	9	2	0	208.0	192	78	68	16	40	130
Keller	0	1	2.81	7	1	0	0	0	16.0	18	6	5	2	4	11
Merritt	12	16	3.25	38	34	11	1	1	238.1	207	102	86	21	52	181
Miller	0	3	2.75	45	0	0	0	2	72.1	65	26	22	1	24	41
Morris	0	1	1.64	3	2	0	0	0	10.2	11	5	2	0	4	6
Perranoski	8	7	3.10	66	0	0	0	5	87.0	86	36	30	5	38	65
Perry	8	6	2.27	32	18	3	2	1	139.0	113	37	35	8	26	69
Roland	4	1	3.48	28	4	1	0	0	61.2	55	33	24	3	24	36
Stephen	1	1	4.91	2	2	0	0	0	11.1	11	7	6	0	7	4
Tovar	0	0	0.00	1	1	0	0	0	1.0	0	0	0	0	1	1
Worthington	4	5	2.72	54	0	0	0	17	76.1	67	26	23	0	32	57
TOTALS	**79**	**83**	**2.89**	**162**		**46**	**14**	**26**	**1433.1**	**1224**	**546**	**461**	**92**	**414**	**996**

1969 TWINS STATISTICS

Batting: (1st in A.L.)

PLAYER	AVG	G	AB	R	H	TB	2B	3B	HR	RBI	BB	SO	SB	GDP
Allison	.228	81	189	18	43	79	8	2	8	27	29	39	2	8
Boswell	.170	40	94	7	16	26	2	1	2	9	2	29	0	3
Brandon	.000	3	1	0	0	0	0	0	0	0	1	0	0	0
Cardenas	.280	160	578	67	162	224	24	4	10	70	66	96	5	19
Carew	.332	123	458	79	152	214	30	4	8	56	37	72	19	7
Chance	.042	20	24	1	1	1	0	0	0	1	2	19	0	0
Clark	.125	5	8	0	1	1	0	0	0	0	0	0	0	1
Crider	.444	21	9	3	4	6	2	0	0	0	0	2	0	0
Dempsey	.500	5	6	1	3	4	1	0	0	0	1	0	0	0
Grzenda	.000	38	5	1	0	0	0	0	0	0	2	3	0	0
Hall	.186	32	43	5	8	9	1	0	0	0	4	14	0	0
Hill	.000	16	2	4	0	0	0	0	0	0	0	1	1	0
Holt	.357	12	14	3	5	8	0	0	1	2	0	4	0	0
Kaat	.207	43	87	8	18	32	8	0	2	10	4	20	0	0
Killebrew	.276	162	555	106	153	324	20	2	49	140	145	84	8	16
Kostro	.000	2	2	0	0	0	0	0	0	0	0	1	0	0
Manuel	.207	83	164	14	34	46	6	0	2	24	28	33	1	3
Miller	.000	48	31	0	0	0	0	0	0	0	1	17	0	1
Mitterwald	.257	69	187	18	48	71	8	0	5	13	17	47	0	6
Morris		3	0	0	0	0	0	0	0	0	0	0	0	0
Nash	.222	6	9	0	2	2	0	0	0	0	1	2	0	0
Nettles	.222	96	225	27	50	84	9	2	7	26	32	47	1	6
Oliva	.309	153	637	97	197	316	39	4	24	101	45	66	10	10
Perranoski	.083	75	24	1	2	2	0	0	0	1	2	14	0	1
Perry	.172	47	93	8	16	21	3	1	0	7	3	24	0	5
Quilici	.174	118	144	19	25	36	3	1	2	12	12	22	2	2
Reese	.322	132	419	52	135	215	24	4	16	69	23	57	1	6
Renick	.245	71	139	21	34	52	3	0	5	17	12	32	0	4
Roseboro	.263	115	361	33	95	116	12	0	3	32	39	44	5	6
Tischinski	.191	37	47	2	9	9	0	0	0	2	8	8	0	0
Tovar	.288	158	535	99	154	222	25	5	11	52	37	37	45	7
Uhlaender	.273	152	554	93	151	197	18	2	8	62	44	52	15	3
Walters		6	0	0	0	0	0	0	0	0	0	0	0	0
Woodson	.074	44	27	3	2	2	0	0	0	0	2	16	0	0
Worthington	.000	46	5	0	0	0	0	0	0	0	0	4	0	0
Zepp	.000	4	1	0	0	0	0	0	0	0	0	0	0	0
TOTALS	**.268**	**162**	**5677**	**790**	**1520**	**2319**	**246**	**32**	**163**	**733**	**599**	**906**	**115**	**114**

Pitching: (3rd in A.L.)

PLAYER	W	L	ERA	G	GS	CG	SHO	SV	IP	H	R	ER	HR	BB	SO
Boswell	20	12	3.23	39	38	10	0	0	256.1	215	105	92	18	99	190
Brandon	0	0	3.00	3	0	0	0	0	3.1	5	3	1	1	3	1
Chance	5	4	2.97	20	15	1	0	0	88.1	76	39	29	6	35	50
Crider	1	0	4.66	21	1	0	0	1	28.2	31	15	15	3	15	16
Grzenda	4	1	3.86	38	0	0	0	3	48.2	52	23	21	4	17	24
Hall	8	7	3.32	31	18	5	2	0	140.2	129	63	52	12	50	92
Kaat	14	13	3.50	40	32	10	0	1	242.1	252	114	94	23	75	139
Miller	5	5	3.03	48	11	1	0	3	119.1	118	42	40	9	32	57
Morris	0	1	5.40	3	1	0	0	0	5.1	5	4	3	1	4	1
Perranoski	9	10	2.10	75	0	0	0	31	119.2	85	32	28	4	52	62
Perry	20	6	2.82	46	36	12	3	0	261.2	244	87	82	18	66	153
Walters	0	0	5.14	6	0	0	0	0	6.2	6	4	4	1	3	2
Woodson	7	5	3.68	44	10	2	0	1	110.1	99	49	45	11	49	66
Worthington	4	1	4.57	46	0	0	0	3	61.0	65	31	31	7	20	51
Zepp	0	0	7.20	4	0	0	0	0	5.1	6	7	4	1	4	2
TOTALS	**97**	**65**	**3.24**	**162**		**41**	**8**	**43**	**1497.2**	**1388**	**618**	**539**	**119**	**524**	**906**

1970 TWINS STATISTICS

Batting: (1st in A.L.)

PLAYER	AVG	G	AB	R	H	TB	2B	3B	HR	RBI	BB	SO	SB	GDP
Allison	.208	47	72	15	15	23	5	0	1	7	14	20	1	2
Alyea	.291	94	258	34	75	137	12	1	16	61	28	51	3	12
Barber	.000	19	2	0	0	0	0	0	0	0	0	0	0	0
Blyleven	.140	27	50	2	7	7	0	0	0	1	1	25	0	0
Boswell	.160	20	25	0	4	5	1	0	0	0	0	11	0	0
Brye	.182	9	11	1	2	3	1	0	0	2	2	4	0	0
Cardenas	.247	160	588	67	145	220	34	4	11	65	42	101	2	11
Carew	.366	51	191	27	70	100	12	3	4	28	11	28	4	1
Dempsey	.000	5	7	1	0	0	0	0	0	0	1	1	0	1
Hall	.182	53	44	4	8	8	0	0	0	1	0	9	0	1
Hamm	.000	10	1	0	0	0	0	0	0	0	0	0	0	0
Haydel	.667	4	3	2	2	6	1	0	1	1	0	1	0	0
Hill	.091	27	22	8	2	2	0	0	0	0	0	6	0	0
Holt	.266	142	319	37	85	109	9	3	3	40	17	32	3	9
Kaat	.197	56	76	17	15	19	1	0	1	8	6	20	0	2
Killebrew	.271	157	527	96	143	288	20	1	41	113	128	84	0	28
Manuel	.188	59	64	4	12	15	0	0	1	7	6	17	0	1
Mendoza	.188	16	16	2	3	3	0	0	0	2	0	1	0	0
Mitterwald	.222	117	369	36	82	143	12	2	15	46	34	84	3	11
Nash	.250	4	4	1	1	1	0	0	0	2	1	1	0	0
Nettles	.250	13	20	3	5	5	0	0	0	0	1	5	0	0
Oliva	.325	157	628	96	204	323	36	7	23	107	38	67	5	16
Perranoski	.042	67	24	0	1	1	0	0	0	0	0	15	0	0
Perry	.247	41	97	9	24	31	4	0	1	6	1	14	0	1
Quilici	.227	111	141	19	32	41	3	0	2	12	15	16	0	6
Ratliff	.268	69	149	19	40	66	7	2	5	22	15	51	0	1
Reese	.261	153	501	63	131	186	15	5	10	56	48	70	5	7
Renick	.229	81	179	20	41	70	8	0	7	25	22	29	0	6
Thompson	.219	96	302	25	66	75	9	0	0	22	7	39	0	6
Tiant	.406	18	32	7	13	17	4	0	0	4	1	6	1	0
Tischinski	.196	24	46	6	9	12	0	0	1	2	9	6	0	1
Tovar	.300	161	650	120	195	287	36	13	10	54	52	47	30	9
Williams	.000	68	19	0	0	0	0	0	0	0	0	13	0	0
Woodson	.000	21	2	0	0	0	0	0	0	0	0	0	0	0
Zepp	.136	43	44	3	6	6	0	0	0	0	1	31	0	0
TOTALS	**.262**	**162**	**5483**	**744**	**1438**	**2209**	**230**	**41**	**153**	**694**	**501**	**905**	**57**	**132**

Pitching: (2nd in A.L.)

PLAYER	W	L	ERA	G	GS	CG	SHO	SV	IP	H	R	ER	HR	BB	SO
Barber	0	0	4.67	18	0	0	0	2	27.1	26	14	14	1	18	14
Blyleven	10	9	3.18	27	25	5	1	0	164.0	143	66	58	17	47	135
Boswell	3	7	6.39	18	15	0	0	0	68.2	80	55	49	12	44	45
Hall	11	6	2.55	52	11	1	0	4	155.1	94	46	44	11	66	184
Hamm	0	2	5.63	10	0	0	0	0	16.1	17	10	10	3	7	3
Haydel	2	0	3.00	4	0	0	0	0	9.0	7	3	3	2	4	4
Kaat	14	10	3.56	45	34	4	1	0	230.1	244	110	91	26	58	120
Perranoski	7	8	2.43	67	0	0	0	34	111.0	108	38	30	7	42	55
Perry	24	12	3.03	40	40	13	4	0	278.2	258	112	94	20	57	168
Tiant	7	3	3.39	18	17	2	1	0	92.2	84	36	35	12	41	50
Williams	10	1	1.99	68	0	0	0	15	113.1	85	34	25	8	32	76
Woodson	1	2	3.77	21	0	0	0	1	30.2	29	18	13	2	19	22
Zepp	9	4	3.22	43	20	1	1	2	151.0	154	63	54	9	51	64
TOTALS	**98**	**64**	**3.23**	**162**		**26**	**12**	**58**	**1448.1**	**1329**	**605**	**520**	**130**	**486**	**940**

1971 TWINS STATISTICS

Batting: (2nd in A.L.)

PLAYER	AVG	G	AB	R	H	TB	2B	3B	HR	RBI	BB	SO	SB	GDP
Alyea	.177	79	158	13	28	38	4	0	2	15	24	38	1	7
Barber	.000	6	5	0	0	0	0	0	0	0	0	2	0	0
Blyleven	.132	38	91	3	12	13	1	0	0	2	1	37	0	0
Braun	.254	128	343	51	87	118	12	2	5	35	48	50	8	8
Brye	.224	28	107	10	24	34	1	0	3	11	7	15	3	4
Campisi		6	0	0	0	0	0	0	0	0	0	0	0	0
Cardenas	.264	153	554	59	146	233	25	4	18	75	51	69	3	16
Carew	.307	147	577	88	177	219	16	10	2	48	45	81	6	23
Corbin	.206	52	34	3	7	7	0	0	0	2	2	17	0	0
Dempsey	.308	6	13	2	4	5	1	0	0	0	1	1	0	1
Gebhard		17	0	0	0	0	0	0	0	0	0	0	0	0
Hall	.265	49	34	5	9	10	1	0	0	1	1	5	0	1
Hamm	.273	13	11	1	3	4	1	0	0	0	0	5	0	0
Haydel	.333	31	3	0	1	1	0	0	0	0	0	1	0	0
Holt	.259	126	340	35	88	108	11	3	1	29	16	28	5	11
Kaat	.161	54	93	6	15	18	3	0	0	5	2	16	2	0
Killebrew	.254	147	500	61	127	232	19	1	28	119	114	96	3	21
Luebber	.053	19	19	0	1	1	0	0	0	0	0	7	0	0
Manuel	.125	18	16	1	2	3	1	0	0	1	1	8	0	0
Mitterwald	.250	125	388	38	97	151	13	1	13	44	39	104	3	9
Nettles	.250	70	168	17	42	67	5	1	6	24	19	24	3	2
Oliva	.337	126	487	73	164	266	30	3	22	81	25	44	4	21
Perranoski	.000	36	3	0	0	0	0	0	0	0	0	1	0	0
Perry	.185	40	92	10	17	17	0	0	0	5	7	18	0	4
Powell	.161	20	31	7	5	8	0	0	1	2	3	12	0	1
Ratliff	.159	21	44	3	7	14	1	0	2	6	4	17	0	0
Reese	.219	120	329	40	72	116	8	3	10	39	20	35	7	9
Renick	.222	27	45	4	10	15	2	0	1	8	5	14	0	1
Roof	.241	31	87	6	21	25	4	0	0	6	8	18	0	6
Soderholm	.156	21	64	9	10	17	4	0	1	4	10	17	0	1
Strickland	.000	24	1	0	0	0	0	0	0	0	1	0	0	0
Thomas	.267	23	30	4	8	9	1	0	0	2	4	3	0	0
Thompson	.263	48	57	10	15	17	2	0	0	7	7	12	0	5
Tischinski	.130	21	23	0	3	5	2	0	0	2	1	4	0	2
Tovar	.311	157	657	94	204	242	29	3	1	45	45	39	18	5
Williams	.000	46	10	1	0	0	0	0	0	0	1	8	0	0
TOTALS	**.260**	**160**	**5414**	**654**	**1406**	**2013**	**197**	**31**	**116**	**618**	**512**	**846**	**66**	**158**

1971 TWINS STATISTICS

Pitching: (11th in A.L.)

PLAYER	W	L	ERA	G	GS	CG	SHO	SV	IP	H	R	ER	HR	BB	SO
Barber	1	0	6.00	4	2	0	0	0	11.2	8	9	8	2	13	4
Blyleven	16	15	2.82	38	38	17	5	0	278.1	267	95	87	21	59	224
Campisi	0	0	4.50	6	0	0	0	0	4.1	5	2	2	1	4	2
Corbin	8	11	4.11	52	11	2	0	3	140.1	141	74	64	19	70	83
Gebhard	1	2	3.00	17	0	0	0	0	18.0	17	6	6	0	11	13
Hall	4	7	3.32	48	11	0	0	9	129.2	104	54	48	13	58	137
Hamm	2	4	6.75	13	8	1	0	0	44.0	55	33	33	7	18	16
Haydel	4	2	4.28	31	0	0	0	1	40.0	33	19	19	3	20	29
Kaat	13	14	3.32	39	38	15	4	0	260.1	275	104	96	16	47	137
Luebber	2	5	5.03	18	12	0	0	1	68.0	73	42	38	7	37	35
Perranoski	1	4	6.70	36	0	0	0	5	42.2	60	39	32	2	28	21
Perry	17	17	4.23	40	39	8	0	1	270.0	263	135	127	39	102	126
Strickland	1	0	1.45	24	0	0	0	1	31.1	20	14	5	2	18	21
Williams	4	5	4.15	46	1	0	0	4	78.0	63	44	36	7	44	47
TOTALS	**74**	**86**	**3.81**	**160**		**43**	**9**	**25**	**1416.2**	**1384**	**670**	**600**	**139**	**529**	**895**

1972 TWINS STATISTICS

Batting: (4th in A.L.)

PLAYER	AVG	G	AB	R	H	TB	2B	3B	HR	RBI	BB	SO	SB	GDP
Adams	.333	3	6	0	2	2	0	0	0	0	0	1	0	0
Blyleven	.160	39	94	9	15	17	2	0	0	6	2	36	0	1
Borgmann	.234	56	175	11	41	54	4	0	3	14	25	25	0	4
Braun	.289	121	402	40	116	143	21	0	2	50	45	38	4	14
Brye	.241	100	253	18	61	76	9	3	0	12	17	38	3	5
Carew	.318	142	535	61	170	203	21	6	0	51	43	60	12	11
Corbin	.082	34	49	1	4	5	1	0	0	2	2	19	0	1
Darwin	.267	145	513	48	137	227	20	2	22	80	38	145	2	24
Dempsey	.200	25	40	0	8	9	1	0	0	0	6	8	0	2
Gebhard		13	0	0	0	0	0	0	0	0	1	0	0	0
Goltz	.103	15	29	0	3	3	0	0	0	1	2	17	0	1
Granger	.200	63	10	0	2	3	1	0	0	0	0	5	0	0
Guth	.000	3	3	1	0	0	0	0	0	0	0	0	0	0
Holt	.444	10	27	6	12	16	1	0	1	6	0	1	0	1
Kaat	.289	24	45	3	13	22	3	0	2	4	1	16	0	0
Killebrew	.231	139	433	53	100	195	13	2	26	74	94	91	0	16
LaRoche	.091	62	11	2	1	1	0	0	0	0	3	6	0	0
Luebber		2	0	0	0	0	0	0	0	0	0	0	0	0
Manuel	.205	63	122	6	25	33	5	0	1	8	4	16	0	1
Mitterwald	.184	64	163	12	30	39	4	1	1	8	9	37	0	5
Monzon	.273	55	55	13	15	16	1	0	0	5	8	12	1	1
Nettles	.204	102	235	28	48	69	5	2	4	15	32	52	4	5
Oliva	.321	10	28	1	9	10	1	0	0	1	2	5	0	1
Perry	.155	35	71	3	11	12	1	0	0	1	3	14	0	0
Reese	.218	132	197	23	43	65	3	2	5	26	25	27	0	4
Renick	.172	55	93	10	16	30	2	0	4	8	15	25	0	5
Roof	.205	61	146	16	30	52	11	1	3	12	6	27	0	1
Soderholm	.188	93	287	28	54	103	10	0	13	39	19	48	3	6
Strickland	.333	25	3	0	1	1	0	0	0	2	1	2	0	0
Thompson	.276	144	573	54	158	204	22	6	4	48	34	57	3	14
Tovar	.265	141	548	86	145	183	20	6	2	31	39	39	21	6
Woodson	.080	36	88	4	7	7	0	0	0	2	2	38	0	0
TOTALS	**.244**	**154**	**5234**	**537**	**1277**	**1800**	**182**	**31**	**93**	**506**	**478**	**905**	**53**	**129**

Pitching: (3rd in A.L.)

PLAYER	W	L	ERA	G	GS	CG	SHO	SV	IP	H	R	ER	HR	BB	SO
Blyleven	17	17	2.73	39	38	11	3	0	287.1	247	93	87	22	69	228
Corbin	8	9	2.61	31	19	5	3	0	161.2	135	56	47	12	53	83
Gebhard	0	1	8.57	13	0	0	0	1	21.0	36	29	20	3	13	13
Goltz	3	3	2.67	15	11	2	0	1	91.0	75	30	27	5	26	38
Granger	4	6	3.00	63	0	0	0	19	89.2	83	42	30	7	28	45
Kaat	10	2	2.07	15	15	5	0	0	113.1	94	36	26	6	20	64
LaRoche	5	7	2.84	62	0	0	0	10	95.1	72	33	30	9	39	79
Luebber	0	0	0.00	2	0	0	0	0	2.1	3	0	0	0	2	1
Norton	0	1	2.81	21	0	0	0	0	32.1	31	14	10	1	14	22
Perry	13	16	3.34	35	35	5	2	0	217.2	191	93	81	14	60	85
Strickland	3	1	2.50	25	0	0	0	3	36.0	28	16	10	7	19	30
Woodson	14	14	2.71	36	36	9	3	0	251.2	193	93	76	19	101	150
TOTALS	**77**	**77**	**2.84**	**154**		**37**	**17**	**34**	**1399.1**	**1188**	**535**	**441**	**105**	**444**	**838**

TWINS WINNING STREAKS

GAMES	DATES	OPPOSITION
15	June 1-16, 1991	Kansas City 2, Baltimore 3, Cleveland 7, New York 3
12	September 19-October 3, 1980	Chicago 3, Texas 5, Kansas City 4
11	September 13-24, 2003	Cleveland 5, Chicago 3, Detroit 3
11	June 22-July 3, 2006	Houston 1, Chicago-NL 3, Los Angeles-NL 3, Milwaukee 3, Kansas City 1
10	May 19-30, 1963	Cleveland 1, Boston 3, Chicago 3, Washington 3
10	April 21-May 1, 1985	Oakland 5, Seattle 3, Detroit 2
10	June 17-27, 2008	Washington 3, Arizona 3, San Diego 3, Milwaukee 1
9	July 2-10, 1965	Kansas City 3, Boston 4, New York 2
9	July 10-17, 1969	Kansas City 1, Seattle 4, Chicago 4
9	September 7-16, 2004	Baltimore 2, Detroit 4, Chicago 3
8	June 24-July 2, 1963	Baltimore 1, Detroit 4, Washington 3
8	June 28-July 5, 1967	Boston 1, Washington 3, New York 4
8	April 26-May 4, 1969	Chicago 4, Kansas City 2, Seattle 2
8	July 28-August 2, 1976	Texas 3, Oakland 5
8	July 2-9, 1978	Chicago 1, Milwaukee 3, Oakland 4
8	May 22-29, 1988	Texas 2, Kansas City 3, Detroit 3
8	June 11-20, 2006	Baltimore 1, Boston 3, Pittsburgh 3, Houston 1
8	July 14-21, 2006	Cleveland 3, Tampa Bay 4, Cleveland 1
8	July 24-August 1, 2010	Baltimore 2, Kansas City 3, Seattle 3
8	June 11-21, 2011	Texas 2, Chicago 2, San Diego 3, San Francisco 1
7	8x, last June 9-15, 1994	Chicago 4, Boston 3

1973 TWINS STATISTICS

Batting: (1st in Majors)

PLAYER	AVG	G	AB	R	H	TB	2B	3B	HR	RBI	BB	SO	SB	GDP
Adams	.212	55	66	21	14	25	2	0	3	6	17	18	2	2
Borgmann	.265	12	34	7	9	11	2	0	0	9	6	10	0	0
Braun	.283	115	361	46	102	158	28	5	6	42	74	48	4	9
Brye	.263	92	278	39	73	110	9	5	6	33	35	43	3	4
Carew	.350	149	580	98	203	273	30	11	6	62	62	55	41	16
Darwin	.252	145	560	69	141	219	20	2	18	90	46	137	5	22
Hisle	.272	143	545	88	148	230	25	6	15	64	64	128	11	13
Holt	.297	132	441	52	131	195	25	3	11	58	29	43	0	12
Kaat		2	0	1	0	0	0	0	0	0	0	0	0	0
Killebrew	.242	69	248	29	60	86	9	1	5	32	41	59	0	10
Kusick	.250	15	48	4	12	14	2	0	0	4	7	9	0	0
Lis	.245	103	253	37	62	102	11	1	9	25	28	66	0	13
Mitterwald	.259	125	432	50	112	175	15	0	16	64	39	111	3	10
Monzon	.224	39	76	10	17	20	1	1	0	4	11	9	1	0
Oliva	.291	146	571	63	166	234	20	0	16	92	45	44	2	13
Reese	.174	22	23	7	4	10	1	1	1	3	6	6	0	0
Roof	.197	47	117	10	23	32	4	1	1	15	13	27	0	4
Soderholm	.297	35	111	22	33	47	7	2	1	9	21	16	1	4
Terrell	.265	124	438	43	116	138	15	2	1	32	21	56	13	4
Thompson	.225	99	347	29	78	98	13	2	1	36	16	41	1	11
Walton	.177	37	96	13	17	32	1	1	4	8	17	28	0	3
TOTALS	**.270**	**162**	**5625**	**738**	**1521**	**2209**	**240**	**44**	**120**	**688**	**598**	**954**	**87**	**150**

Pitching: (6th in A.L.)

PLAYER	W	L	ERA	G	GS	CG	SHO	SV	IP	H	R	ER	HR	BB	SO
Albury	1	0	2.74	14	0	0	0	0	23.1	13	7	7	1	19	13
Bane	0	5	4.95	23	6	0	0	2	60.1	62	40	33	5	30	42
Blyleven	20	17	2.52	40	40	25	9	0	325.0	296	109	91	16	67	258
Campbell	3	3	3.11	28	2	0	0	7	51.2	44	20	18	5	20	42
Corbin	8	5	3.04	51	7	1	0	14	148.1	124	58	50	7	60	83
Decker	10	10	4.19	29	24	6	3	0	170.1	167	87	79	12	88	109
Fife	3	2	4.33	10	7	1	0	0	51.2	54	26	25	2	29	18
Goltz	6	4	5.27	32	10	1	0	1	106.1	138	68	62	11	32	65
Hands	7	10	3.49	39	15	3	1	2	142.0	138	69	55	14	41	78
Kaat	11	12	4.40	29	28	7	2	0	181.2	206	101	89	26	39	93
Sanders	2	4	6.13	27	0	0	0	8	44.1	53	31	30	4	21	19
Strickland	0	1	12.60	7	0	0	0	0	5.1	11	8	7	0	5	6
Woodson	10	8	3.96	23	23	4	2	0	141.1	137	68	62	12	68	53
TOTALS	**81**	**81**	**3.77**	**162**		**48**	**18**	**34**	**1451.2**	**1443**	**692**	**608**	**115**	**519**	**879**

1974 TWINS STATISTICS

Batting: (2nd in A.L.)

PLAYER	AVG	G	AB	R	H	TB	2B	3B	HR	RBI	BB	SO	SB	GDP
Borgmann	.252	128	345	33	87	106	8	1	3	45	39	44	2	9
Bourque	.219	23	64	5	14	19	2	0	1	8	7	11	0	2
Braun	.280	129	453	53	127	165	12	1	8	40	56	51	4	6
Brye	.283	135	488	52	138	178	32	1	2	41	22	59	1	12
Burgmeier		1	0	0	0	0	0	0	0	0	0	0	0	0
Carew	.364	153	599	86	218	267	30	5	3	55	74	49	38	17
Darwin	.264	152	575	67	152	254	13	7	25	94	37	127	1	12
Ferrer	.281	24	57	12	16	20	0	2	0	0	8	6	3	0
Gomez	.208	82	168	18	35	36	1	0	0	3	12	16	2	2
Hisle	.286	143	510	68	146	237	20	7	19	79	48	112	12	14
Holt	.254	79	197	24	50	61	11	0	0	16	14	16	0	6
Hundley	.193	32	88	2	17	19	2	0	0	3	4	12	0	4
Killebrew	.222	122	333	28	74	120	7	0	13	54	45	61	0	12
Kusick	.239	76	201	36	48	81	7	1	8	26	35	36	0	5
Lis	.195	24	41	5	8	8	0	0	0	3	5	12	0	2
Oliva	.285	127	459	43	131	190	16	2	13	57	27	31	0	14
Roof	.196	44	97	10	19	26	1	0	2	13	6	24	0	7
Soderholm	.276	141	464	63	128	182	18	3	10	51	48	68	7	14
Terrell	.245	116	229	43	56	72	4	6	0	19	11	27	3	6
Thompson	.250	97	264	25	66	86	6	1	4	25	22	29	1	15
TOTALS	**.272**	**163**	**5632**	**673**	**1530**	**2127**	**190**	**37**	**111**	**632**	**520**	**791**	**74**	**159**

Pitching: (6th in A.L.)

PLAYER	W	L	ERA	G	GS	CG	SHO	SV	IP	H	R	ER	HR	BB	SO
Albury	8	9	4.12	32	22	4	1	0	164.0	159	83	75	19	80	85
Blyleven	17	17	2.66	37	37	19	3	0	281.0	244	99	83	14	77	249
Burgmeier	5	3	4.50	50	0	0	0	4	91.2	92	46	46	7	26	34
Butler	4	6	4.09	26	12	2	0	1	98.2	91	47	45	9	56	79
Campbell	8	7	2.63	63	0	0	0	19	120.1	109	37	35	4	55	89
Corbin	7	6	5.30	29	15	1	0	0	112.1	133	78	66	8	40	50
Decker	16	14	3.29	37	37	11	1	0	248.2	234	105	91	24	97	158
Fife	0	0	16.20	4	0	0	0	0	4.2	10	11	9	0	4	3
Goltz	10	10	3.26	28	24	5	1	1	174.1	192	81	63	14	45	89
Hands	4	5	4.46	35	10	0	0	3	115.1	130	57	57	9	25	74
Hughes	0	2	5.40	2	2	1	0	0	10.1	8	8	6	2	4	8
Johnson	2	0	0.00	4	0	0	0	1	7.0	4	1	0	0	0	4
Woodson	1	1	4.33	5	4	0	0	0	27.0	30	16	13	5	4	12
TOTALS	**82**	**80**	**3.64**	**163**		**43**	**11**	**29**	**1455.1**	**1436**	**669**	**589**	**115**	**513**	**934**

DID YOU *Know?*

...that Kirby Puckett became the ninth player in major league history to go 4-for-4 in his first big league nine-inning game on May 8, 1984 at California.

1975 TWINS STATISTICS

Batting: (2nd in A.L.)

PLAYER	AVG	G	AB	R	H	TB	2B	3B	HR	RBI	BB	SO	SB	GDP
Albury	.000	1	1	0	0	0	0	0	0	0	0	1	0	0
Borgmann	.207	125	352	34	73	98	15	2	2	33	47	59	0	10
Bostock	.282	98	369	52	104	135	21	5	0	29	28	42	2	7
Braun	.302	136	453	70	137	194	18	3	11	45	66	55	0	8
Briggs	.231	87	264	44	61	95	9	2	7	39	60	41	6	1
Brye	.252	86	246	41	62	104	13	1	9	34	21	37	2	6
Burgmeier		1	0	0	0	0	0	0	0	0	0	0	0	0
Campbell	.000	1	1	0	0	0	0	0	0	0	0	1	0	0
Carew	.359	143	535	89	192	266	24	4	14	80	64	40	35	10
Darwin	.219	48	169	26	37	58	6	0	5	18	18	44	2	8
Ferrer	.247	32	81	14	20	25	3	1	0	2	3	11	3	0
Ford	.280	130	440	72	123	191	21	1	15	59	30	79	6	10
Gomez	.139	89	72	7	10	10	0	0	0	5	4	12	0	1
Hisle	.314	80	255	37	80	126	9	2	11	51	27	39	17	5
Kelly	.181	49	127	11	23	31	5	0	1	11	15	22	0	3
Kusick	.237	57	156	14	37	63	8	0	6	27	21	23	0	3
Lundstedt	.107	18	28	2	3	3	0	0	0	1	4	5	0	1
McKay	.256	33	125	8	32	44	4	1	2	16	6	14	1	4
Oliva	.270	131	455	46	123	172	10	0	13	58	41	45	0	10
Poepping	.135	14	37	0	5	6	1	0	0	1	5	7	0	2
Roof	.302	63	126	18	38	61	2	0	7	21	9	28	0	2
Soderholm	.286	117	419	62	120	174	17	2	11	58	53	66	3	14
Terrell	.286	108	385	48	110	133	16	2	1	36	19	27	4	12
Thompson	.270	112	355	25	96	126	11	2	5	37	18	30	0	7
Walton	.175	42	63	4	11	16	2	0	1	8	4	18	0	3
TOTALS	**.271**	**159**	**5514**	**724**	**1497**	**2131**	**215**	**28**	**121**	**669**	**563**	**746**	**81**	**127**

Pitching: (10th in A.L.)

PLAYER	W	L	ERA	G	GS	CG	SHO	SV	IP	H	R	ER	HR	BB	SO
Albury	6	7	4.53	32	15	2	0	1	135.0	115	82	68	16	97	72
Bane	3	1	2.89	4	4	0	0	0	28.1	28	11	9	2	15	14
Blyleven	15	10	3.00	35	35	20	3	0	275.2	219	104	92	24	84	233
Burgmeier	5	8	3.08	46	0	0	0	11	75.2	76	32	26	7	23	41
Butler	5	4	5.93	23	8	1	0	0	81.2	100	61	54	12	35	55
Campbell	4	6	3.79	47	7	2	1	5	121.0	119	58	51	13	46	76
Corbin	5	7	5.10	18	11	3	0	0	89.2	105	59	51	13	38	49
Decker	1	3	8.65	10	7	1	0	0	26.1	25	25	25	2	36	8
Goltz	14	14	3.67	32	32	15	1	0	243.0	235	112	99	18	72	128
Hughes	16	14	3.82	37	34	12	2	0	249.2	241	119	106	17	127	130
Johnson	1	2	4.15	18	0	0	0	3	38.2	40	23	18	4	21	17
Pazik	0	4	8.10	5	3	0	0	0	19.2	28	20	18	5	10	8
Wiley	1	3	6.00	15	3	1	0	2	38.2	50	30	26	4	13	15
TOTALS	**76**	**83**	**4.05**	**159**		**57**	**7**	**22**	**1423.0**	**1381**	**736**	**640**	**137**	**617**	**846**

1976 TWINS STATISTICS

Batting: (1st in A.L.)

PLAYER	AVG	G	AB	R	H	TB	2B	3B	HR	RBI	BB	SO	SB	GDP
Bane		1	0	0	0	0	0	0	0	0	0	0	0	0
Borgmann	.246	24	65	10	16	22	3	0	1	6	19	7	1	2
Bostock	.323	128	474	75	153	204	21	9	4	60	33	37	12	15
Braun	.288	122	417	73	120	147	12	3	3	61	67	43	12	5
Brye	.264	87	258	33	68	85	11	0	2	23	13	31	1	7
Carew	.331	156	605	97	200	280	29	12	9	90	67	52	49	12
Cubbage	.260	104	342	40	89	127	19	5	3	49	42	37	1	10
Ford	.267	145	514	87	137	235	24	7	20	86	36	118	17	12
Goltz		1	0	0	0	0	0	0	0	0	0	0	0	0
Gomez	.193	38	57	5	11	12	1	0	0	3	3	3	1	3
Hisle	.272	155	581	81	158	229	19	5	14	96	56	93	31	11
Kusick	.259	109	266	33	69	115	13	0	11	36	35	44	5	3
McKay	.203	45	138	8	28	30	2	0	0	8	9	27	1	6
Oliva	.211	67	123	3	26	32	3	0	1	16	2	13	0	2
Randall	.267	153	475	55	127	156	18	4	1	34	28	38	3	6
Roof	.217	18	46	1	10	13	3	0	0	4	2	6	0	1
Smalley	.271	103	384	46	104	132	16	3	2	36	47	79	0	7
Terrell	.246	89	171	29	42	47	3	1	0	8	9	15	11	4
Thompson	.234	34	124	9	29	33	4	0	0	6	3	8	1	1
Wynegar	.260	149	534	58	139	194	21	2	10	69	79	63	0	14
TOTALS	**.274**	**162**	**5574**	**743**	**1526**	**2093**	**222**	**51**	**81**	**691**	**550**	**714**	**146**	**121**

Pitching: (10th in A.L.)

PLAYER	W	L	ERA	G	GS	CG	SHO	SV	IP	H	R	ER	HR	BB	SO
Albury	3	1	3.60	23	0	0	0	0	50.1	51	22	20	0	24	23
Bane	4	7	5.13	14	15	1	0	0	79.1	92	52	45	6	39	24
Blyleven	4	5	3.13	12	12	4	0	0	95.1	101	39	33	3	35	75
Burgmeier	8	1	2.50	57	0	0	0	1	115.1	95	36	32	11	29	45
Campbell	17	5	3.00	78	0	0	0	20	167.2	145	63	56	9	62	115
Decker	2	7	5.28	13	12	0	0	0	58.0	60	37	34	3	51	35
Goltz	14	14	3.36	36	35	13	4	0	249.1	239	113	93	14	91	133
Hughes	9	14	4.98	37	26	3	0	0	177.0	190	113	98	17	73	87
Johnson	3	1	2.63	18	1	0	0	0	48.1	44	14	14	2	8	37
Luebber	4	5	4.01	38	12	2	1	2	119.1	109	57	53	9	62	45
Pazik	0	0	7.00	5	0	0	0	0	9.0	13	9	7	0	4	6
Redfern	8	8	3.51	23	23	1	1	0	118.0	105	61	46	6	63	74
Singer	9	9	3.77	26	26	5	3	0	172.0	177	88	72	9	69	63
TOTALS	**85**	**77**	**3.69**	**162**		**29**	**11**	**23**	**1459.0**	**1421**	**704**	**599**	**89**	**610**	**762**

1977 TWINS STATISTICS

Batting: (1st in Majors)

PLAYER	AVG	G	AB	R	H	TB	2B	3B	HR	RBI	BB	SO	SB	GDP
Adams	.338	95	269	32	91	126	17	0	6	49	18	30	0	5
Bass	.105	9	19	0	2	2	0	0	0	0	0	5	0	0
Borgmann	.256	17	43	12	11	18	1	0	2	7	11	9	0	1
Bostock	.336	153	593	104	199	301	36	12	14	90	51	59	16	16
Bulling	.156	15	32	2	5	6	1	0	0	5	5	5	0	1
Carew	.388	155	616	128	239	351	38	16	14	100	69	55	23	6
Chiles	.264	108	261	31	69	96	16	1	3	36	23	17	0	5
Cubbage	.264	129	417	60	110	163	16	5	9	55	37	49	1	4
Ford	.267	144	453	66	121	193	25	7	11	60	41	79	6	12
Goltz		2	0	0	0	0	0	0	0	0	0	0	0	0
Gomez	.246	32	65	6	16	24	4	2	0	11	4	9	0	0
Gorinski	.195	54	118	14	23	38	4	1	3	22	5	29	1	1
Hisle	.302	141	546	95	165	291	36	3	28	119	56	106	21	11
Kusick	.254	115	268	34	68	116	12	0	12	45	49	60	3	14
Norwood	.229	39	83	15	19	31	3	0	3	9	6	17	6	1
Perlozzo	.292	10	24	6	7	11	0	2	0	0	2	3	0	0
Randall	.239	103	306	36	73	90	13	2	0	22	15	25	1	3
Smalley	.231	150	584	93	135	184	21	5	6	56	74	89	5	12
Terrell	.224	93	214	32	48	57	6	0	1	20	11	21	10	11
Wilfong	.246	73	171	22	42	48	1	1	1	13	17	26	10	1
Wolfe	.240	8	25	3	6	7	1	0	0	6	1	0	0	0
Wynegar	.261	144	532	76	139	197	22	3	10	79	68	61	2	11
TOTALS	**.282**	**161**	**5639**	**867**	**1588**	**2350**	**273**	**60**	**123**	**804**	**563**	**754**	**105**	**115**

Pitching: (12th in A.L.)

PLAYER	W	L	ERA	G	GS	CG	SHO	SV	IP	H	R	ER	HR	BB	SO
Burgmeier	6	4	5.10	61	0	0	0	7	97.1	113	56	55	15	33	35
Butler	0	1	6.86	6	4	0	0	0	21.0	19	17	16	5	15	5
Carrithers	0	1	7.07	7	0	0	0	0	14.1	16	13	11	2	6	3
Goltz	20	11	3.36	39	39	19	2	0	303.0	284	129	113	23	91	186
Holly	2	3	6.94	18	5	0	0	0	48.1	57	37	37	8	12	32
Hughes	0	0	2.25	2	0	0	0	0	4.1	4	1	1	0	1	1
Johnson, D	2	5	4.56	30	6	0	0	0	72.2	86	42	37	7	23	33
Johnson, T	16	7	3.12	71	0	0	0	15	146.2	152	57	51	11	47	87
Pazik	1	0	2.50	3	3	0	0	0	18.0	18	5	5	1	6	6
Redfern	6	9	5.19	30	28	1	0	0	137.1	164	89	79	13	66	73
Schueler	8	7	4.40	52	7	0	0	3	134.2	131	74	66	16	61	77
Serum	0	0	4.30	8	0	0	0	0	22.2	22	11	11	4	10	14
Shellenback	0	0	7.94	5	0	0	0	0	5.2	10	7	5	1	5	3
Thormodsgard	11	15	4.62	37	37	8	1	0	218.0	236	122	112	25	65	94
Zahn	12	14	4.68	34	32	7	1	0	198.0	234	116	103	20	66	88
TOTALS	**84**	**77**	**4.36**	**161**		**35**	**4**	**25**	**1442.0**	**1546**	**776**	**698**	**151**	**507**	**737**

1978 TWINS STATISTICS

Batting: (6th in A.L.)

PLAYER	AVG	G	AB	R	H	TB	2B	3B	HR	RBI	BB	SO	SB	GDP
Adams	.258	116	310	27	80	121	18	1	7	35	17	32	0	10
Borgmann	.211	49	123	16	26	41	4	1	3	15	18	17	0	0
Carew	.333	152	564	85	188	249	26	10	5	70	78	62	27	18
Chiles	.268	87	198	22	53	68	12	0	1	22	20	25	1	9
Cubbage	.282	125	394	40	111	158	12	7	7	57	40	44	3	7
Edwards	.250	15	44	7	11	17	3	0	1	3	7	13	1	0
Ford	.274	151	592	78	162	251	36	10	11	82	48	88	7	15
Kusick	.173	77	191	23	33	52	3	2	4	20	37	38	3	8
Morales	.314	101	242	22	76	97	13	1	2	38	20	35	0	10
Norwood	.255	125	428	56	109	161	22	3	8	46	28	64	25	15
Powell	.247	121	381	55	94	127	20	2	3	31	45	31	11	5
Randall	.270	119	330	36	89	106	11	3	0	21	24	22	5	7
Rivera	.271	101	251	35	68	89	8	2	3	23	35	47	5	3
Smalley	.273	158	586	80	160	254	31	3	19	77	85	70	2	16
Wilfong	.266	92	199	23	53	64	8	0	1	11	19	27	8	1
Wolfe	.234	88	235	25	55	76	10	1	3	25	36	27	0	8
Wynegar	.229	135	454	36	104	140	22	1	4	45	47	42	1	7
TOTALS	**.267**	**162**	**5522**	**666**	**1472**	**2071**	**259**	**47**	**82**	**621**	**604**	**684**	**99**	**139**

Pitching: (10th in A.L.)

PLAYER	W	L	ERA	G	GS	CG	SHO	SV	IP	H	R	ER	HR	BB	SO
Erickson	14	13	3.96	37	37	14	0	0	265.2	268	129	117	19	79	121
Goltz	15	10	2.49	29	29	13	2	0	220.1	209	72	61	12	67	116
Harrison	0	1	7.50	9	0	0	0	0	12.0	18	10	10	0	11	7
Holly	1	1	3.60	15	1	0	0	0	35.1	28	15	14	1	18	12
Jackson	4	6	4.50	19	15	1	1	0	92.1	89	53	46	9	48	54
Johnson, D	0	2	7.50	6	1	0	0	0	12.0	15	11	10	1	9	7
Johnson, T	1	4	5.45	18	0	0	0	3	32.2	42	22	20	2	17	21
Marshall	10	12	2.45	54	0	0	0	21	99.0	80	31	27	3	37	56
Perzanowski	2	7	5.21	13	7	1	0	1	56.2	59	37	33	1	26	31
Redfern	0	2	6.30	3	2	0	0	0	9.2	10	12	7	2	6	4
Scarce	1	1	3.94	17	0	0	0	0	32.0	35	19	14	5	15	17
Serum	9	9	4.11	34	23	6	1	1	184.1	188	88	84	14	44	80
Sutton	0	0	3.48	17	0	0	0	0	44.1	46	19	17	3	15	18
Thayer	1	1	3.80	20	0	0	0	0	45.0	40	19	19	5	30	30
Thormodsgard	1	6	5.05	12	12	1	0	0	66.0	81	40	37	7	17	23
Zahn	14	14	3.04	35	35	12	1	0	252.1	260	101	85	18	81	106
TOTALS	**73**	**89**	**3.69**	**162**		**48**	**9**	**26**	**1459.2**	**1468**	**678**	**599**	**102**	**520**	**703**

1979 TWINS STATISTICS

Batting: (5th in A.L.)

PLAYER	AVG	G	AB	R	H	TB	2B	3B	HR	RBI	BB	SO	SB	GDP
Adams	.301	119	326	34	98	137	13	1	8	50	25	27	2	3
Borgmann	.200	31	70	4	14	17	3	0	0	8	12	11	1	3
Castino	.285	148	393	49	112	156	13	8	5	52	27	72	5	9
Cubbage	.276	94	243	26	67	85	10	1	2	23	39	26	1	2
Edwards	.249	96	229	42	57	89	8	0	8	35	24	45	6	5
Goodwin	.289	58	159	22	46	79	8	5	5	27	11	23	0	5
Graham	.000	2	4	0	0	0	0	0	0	0	0	0	0	0
Jackson, D		1	0	0	0	0	0	0	0	0	0	0	0	0
Jackson, R	.271	159	583	85	158	250	40	5	14	68	51	59	3	14
Kusick	.241	24	54	8	13	26	4	0	3	6	3	11	0	1
Landreaux	.305	151	564	81	172	254	27	5	15	83	37	57	10	13
Morales	.267	92	191	21	51	64	5	1	2	27	14	27	0	10
Norwood	.248	96	270	32	67	104	13	3	6	30	20	51	9	8
Powell	.293	104	338	49	99	128	17	3	2	36	33	25	5	9
Randall	.246	80	199	25	49	56	7	0	0	14	15	17	2	2
Redfern		1	0	0	0	0	0	0	0	0	0	0	0	0
Rivera	.281	112	263	37	74	103	13	5	2	31	17	40	5	6
Smalley	.271	162	621	94	168	274	28	3	24	95	80	80	2	9
Sofield	.301	35	93	8	28	33	5	0	0	12	12	27	2	2
Vega	.000	4	7	0	0	0	0	0	0	0	0	2	0	0
Ward	.286	10	14	2	4	4	0	0	0	1	3	3	0	0
Wilfong	.313	140	419	71	131	192	22	6	9	59	29	54	11	2
Wynegar	.270	149	504	74	136	177	20	0	7	57	74	36	2	13
TOTALS	**.278**	**162**	**5544**	**764**	**1544**	**2228**	**256**	**46**	**112**	**714**	**526**	**693**	**66**	**116**

Pitching: (7th in A.L.)

PLAYER	W	L	ERA	G	GS	CG	SHO	SV	IP	H	R	ER	HR	BB	SO
Bacsik	4	2	4.36	31	0	0	0	0	65.2	61	39	32	6	29	33
Brett	0	0	4.85	9	0	0	0	0	12.2	16	7	7	1	6	3
Erickson	3	10	5.63	24	21	0	0	0	123.0	154	86	77	17	48	47
Felton	0	0	0.00	1	0	0	0	0	2.0	0	0	0	0	0	1
Goltz	14	13	4.16	36	35	12	1	0	250.2	282	124	116	22	69	132
Hartzell	6	10	5.36	28	26	4	0	0	163.0	193	102	97	18	44	44
Holly	0	0	7.50	6	0	0	0	0	6.1	10	7	5	0	3	5
Jackson, D	4	4	4.30	24	8	1	0	0	69.1	89	36	33	5	26	43
Koosman	20	13	3.38	37	36	10	2	0	263.2	268	108	99	19	83	157
Marshall	10	15	2.64	90	1	0	0	32	142.2	132	47	42	8	48	81
Redfern	7	3	3.50	40	6	0	0	1	108.1	106	45	42	8	35	85
Serum	1	3	6.61	20	5	0	0	0	64.0	93	47	47	10	20	31
Stanfield	0	0	6.00	3	0	0	0	0	3.0	2	2	2	0	0	0
Thormodsgard	0	0	9.00	1	0	0	0	0	1.0	3	1	1	1	0	1
Zahn	13	7	3.57	26	24	4	0	0	169.0	181	74	67	13	41	58
TOTALS	**82**	**80**	**4.13**	**162**		**31**	**6**	**33**	**1444.1**	**1590**	**725**	**663**	**128**	**452**	**721**

1980 TWINS STATISTICS

Batting: (9th in A.L.)

PLAYER	AVG	G	AB	R	H	TB	2B	3B	HR	RBI	BB	SO	SB	GDP
Adams	.286	99	262	32	75	108	11	2	6	38	15	26	2	11
Butera	.271	34	85	4	23	24	1	0	0	2	3	6	0	4
Castino	.302	150	546	67	165	235	17	7	13	64	29	67	7	15
Cubbage	.246	103	285	29	70	103	9	0	8	42	23	37	0	4
Edwards	.250	81	200	26	50	67	9	1	2	20	12	51	2	6
Erickson		1	0	0	0	0	0	0	0	0	0	0	0	0
Faedo	.250	5	8	1	2	3	1	0	0	0	0	0	0	0
Goodwin	.200	55	115	12	23	31	5	0	1	11	17	32	0	4
Jackson, D		1	0	0	0	0	0	0	0	0	0	0	0	0
Jackson, R	.265	131	396	48	105	155	29	3	5	42	28	41	1	15
Johnston	.185	14	27	3	5	8	3	0	0	1	2	4	0	3
Landreaux	.281	129	484	56	136	202	23	11	7	62	39	42	8	13
Mackanin	.266	108	319	31	85	115	18	0	4	35	14	33	6	7
Morales	.303	97	241	36	73	118	17	2	8	36	22	19	0	11
Norwood	.164	34	73	6	12	17	2	0	1	8	3	13	1	3
Powell	.262	137	485	58	127	172	17	5	6	35	32	46	14	14
Randall	.200	5	15	2	3	4	1	0	0	0	1	0	0	1
Rivera	.221	44	113	13	25	41	7	0	3	10	4	20	0	4
Smalley	.278	133	486	64	135	197	24	1	12	63	65	63	3	15
Sofield	.247	131	417	52	103	156	18	4	9	49	24	92	4	3
Vega	.167	12	30	3	5	5	0	0	0	4	3	7	1	1
Ward	.463	13	41	11	19	32	6	2	1	10	3	6	0	0
Wilfong	.248	131	416	55	103	153	16	5	8	45	34	61	10	8
Wynegar	.255	146	486	61	124	163	18	3	5	57	63	36	3	9
TOTALS	**.265**	**161**	**5530**	**670**	**1468**	**2109**	**252**	**46**	**99**	**634**	**436**	**702**	**62**	**151**

Pitching: (7th in A.L.)

PLAYER	W	L	ERA	G	GS	CG	SHO	SV	IP	H	R	ER	HR	BB	SO
Arroyo	6	6	4.70	21	11	1	1	0	92.1	97	55	48	7	32	27
Bacsik	0	0	4.30	10	0	0	0	0	23.0	26	12	11	1	11	9
Corbett	8	6	1.99	78	0	0	0	23	136.1	102	31	30	7	42	89
Erickson	7	13	3.25	32	27	7	0	0	191.1	198	83	69	13	56	97
Felton	0	3	7.00	5	4	0	0	0	17.2	20	18	14	2	9	14
Jackson, D	9	9	3.87	32	25	1	0	1	172.0	161	81	74	15	69	90
Kinnunen	0	0	5.04	21	0	0	0	0	24.2	29	18	14	1	9	8
Koosman	16	13	4.04	38	34	8	0	2	243.1	252	119	109	24	69	149
Marshall	1	3	6.19	1	0	0	0	1	32.1	42	23	22	2	12	13
Redfern	7	7	4.54	32	16	2	0	2	104.2	117	58	53	11	33	73
Verhoeven	3	4	3.96	44	0	0	0	0	99.2	109	53	44	10	29	42
Veselic	0	0	4.50	1	0	0	0	0	4.0	3	2	2	1	1	2
Williams	6	2	3.51	18	9	3	0	1	77.0	73	33	30	9	30	35
Zahn	14	18	4.40	38	35	13	5	0	232.2	273	138	114	17	66	96
TOTALS	**77**	**84**	**3.93**	**161**		**35**	**9**	**30**	**1451.0**	**1502**	**724**	**634**	**120**	**468**	**744**

1981 TWINS STATISTICS

Batting: (13th in A.L.)

PLAYER	AVG	G	AB	R	H	TB	2B	3B	HR	RBI	BB	SO	SB	GDP
Adams	.209	72	220	13	46	62	10	0	2	24	20	26	0	10
Baker	.182	40	66	6	12	18	0	3	0	6	1	8	0	3
Butera	.240	62	167	13	40	49	7	1	0	18	22	14	0	8
Castino	.268	101	381	41	102	151	13	9	6	36	18	52	4	3
Corcoran	.176	22	51	4	9	12	3	0	0	4	6	7	0	3
Engle	.258	82	248	29	64	101	14	4	5	32	13	37	0	9
Faedo	.195	12	41	3	8	10	0	1	0	6	1	5	0	0
Funderburk	.200	8	15	2	3	4	1	0	0	2	2	1	0	0
Gaetti	.192	9	26	4	5	11	0	0	2	3	0	6	0	1
Goodwin	.225	59	151	18	34	48	6	1	2	17	16	32	3	3
Hatcher	.255	99	377	36	96	132	23	2	3	37	15	29	3	10
Hrbek	.239	24	67	5	16	24	5	0	1	7	5	9	0	0
Jackson, R	.263	54	175	17	46	67	9	0	4	28	10	15	2	3
Johnston	.125	7	16	2	2	2	0	0	0	0	2	5	0	0
Laudner	.163	14	43	4	7	15	2	0	2	5	3	17	0	0
Mackanin	.231	77	225	21	52	73	7	1	4	18	7	40	1	4
Powell	.239	80	264	30	63	86	11	3	2	25	17	31	7	6
Smalley	.263	56	167	24	44	74	7	1	7	22	31	24	0	8
Smith	.200	15	40	4	8	12	1	0	1	1	0	3	0	0
Sofield	.176	41	102	9	18	20	2	0	0	5	8	22	3	5
Ward	.264	85	295	42	78	106	7	6	3	29	28	48	5	10
Washington	.226	28	84	8	19	24	3	1	0	5	4	14	4	1
Wilfong	.246	93	305	32	75	101	11	3	3	19	29	43	2	1
Wynegar	.247	47	150	11	37	42	5	0	0	10	17	9	0	7
TOTALS	**.240**	**110**	**3676**	**378**	**884**	**1244**	**147**	**36**	**47**	**359**	**275**	**497**	**34**	**95**

Pitching: (13th in A.L.)

PLAYER	W	L	ERA	G	GS	CG	SHO	SV	IP	H	R	ER	HR	BB	SO
Arroyo	7	10	3.94	23	19	2	0	0	128.1	144	66	56	11	34	39
Cooper	1	5	4.27	27	2	0	0	0	58.2	61	33	28	9	32	33
Corbett	2	6	2.56	54	0	0	0	17	87.2	80	29	25	5	34	60
Erickson	3	8	3.86	14	14	1	0	0	91.1	93	48	39	7	31	44
Felton	0	0	54.00	1	0	0	0	0	1.1	4	6	6	1	2	1
Havens	3	6	3.58	14	12	1	1	0	78.0	76	33	31	6	24	43
Hobbs	0	0	3.00	4	0	0	0	0	5.2	5	2	2	0	6	1
Jackson, D	3	3	4.36	14	5	0	0	0	32.2	35	16	16	1	19	26
Koosman	3	9	4.21	19	13	2	1	5	94.1	98	49	44	8	34	55
O'Connor	3	2	5.91	28	0	0	0	0	35.1	46	27	23	3	30	16
Redfern	9	8	4.06	24	23	3	0	0	141.2	140	70	64	12	52	77
Verhoeven	0	0	3.98	25	0	0	0	0	52.0	57	27	23	4	14	16
Veselic	1	1	3.13	5	0	0	0	0	22.2	22	8	8	1	12	13
Williams	6	10	4.08	23	22	4	0	0	150.0	160	72	68	11	52	76
TOTALS	**41**	**68**	**3.98**	**110**		**13**	**6**	**22**	**979.2**	**1021**	**486**	**433**	**79**	**376**	**500**

1982 TWINS STATISTICS

Batting: (10th in A.L.)

PLAYER	AVG	G	AB	R	H	TB	2B	3B	HR	RBI	BB	SO	SB	GDP
Brunansky	.272	127	463	77	126	218	30	1	20	46	71	101	1	12
Bush	.244	55	119	13	29	49	6	1	4	13	8	28	0	1
Butera	.254	54	126	9	32	34	2	0	0	8	17	12	0	6
Castino	.241	117	410	48	99	141	12	6	6	37	36	51	2	11
Eisenreich	.303	34	99	10	30	42	6	0	2	9	11	13	0	1
Engle	.226	58	186	20	42	65	7	2	4	16	10	22	0	6
Faedo	.243	90	255	16	62	79	8	0	3	22	16	22	1	9
Gaetti	.230	145	508	59	117	225	25	4	25	84	37	107	0	16
Hatcher	.249	84	277	23	69	95	13	2	3	26	8	27	0	12
Hrbek	.301	140	532	82	160	258	21	4	23	92	54	80	3	17
Johnson	.248	89	234	26	58	98	10	0	10	33	30	46	0	3
Laudner	.255	93	306	37	78	120	19	1	7	33	34	74	0	6
Milbourne	.235	29	98	9	23	26	1	1	0	1	7	8	1	5
Mitchell	.249	124	454	48	113	142	11	6	2	28	54	53	8	6
Smalley	.154	4	13	2	2	3	1	0	0	0	3	4	0	0
Smith	.217	9	23	1	5	7	0	1	0	1	1	3	0	0
Vega	.266	71	199	23	53	74	6	0	5	29	8	19	6	5
Ward	.289	152	570	85	165	296	33	7	28	91	37	105	13	16
Washington	.271	119	451	48	122	166	17	6	5	39	14	79	3	11
Wells	.204	15	54	5	11	16	1	2	0	3	1	8	0	0
Wilfong	.160	25	81	7	13	14	1	0	0	5	7	13	0	4
Wynegar	.209	24	86	9	18	25	4	0	1	8	10	12	0	2
TOTALS	**.257**	**162**	**5544**	**657**	**1427**	**2193**	**234**	**44**	**148**	**624**	**474**	**887**	**38**	**149**

Pitching: (14th in A.L.)

PLAYER	W	L	ERA	G	GS	CG	SHO	SV	IP	H	R	ER	HR	BB	SO
Arroyo	0	1	5.27	7	0	0	0	0	13.2	17	8	8	2	6	4
Boris	1	2	3.99	23	0	0	0	0	49.2	46	24	22	8	19	30
Castillo	13	11	3.66	40	25	6	1	0	218.2	194	96	89	26	85	123
Cooper	0	1	9.53	6	1	0	0	0	11.1	14	12	12	0	11	5
Corbett	0	2	5.32	10	0	0	0	3	22.0	27	13	13	3	10	15
Davis	3	9	4.42	63	0	0	0	22	106.0	106	53	52	16	47	89
Erickson	4	3	4.87	7	7	2	0	0	40.2	56	29	22	6	12	12
Felton	0	13	4.99	48	6	0	0	3	117.1	99	71	65	18	76	92
Filson	0	2	8.76	5	3	0	0	0	12.1	17	12	12	2	8	10
Havens	10	14	4.31	33	32	4	1	0	208.2	201	112	100	32	80	129
Jackson	0	5	6.25	13	7	0	0	0	44.2	51	33	31	6	24	16
Little	2	0	4.21	33	0	0	0	0	36.1	33	20	17	6	27	26
O'Connor	8	9	4.29	23	19	6	1	0	126.0	122	63	60	13	57	56
Pacella	1	2	7.32	21	1	0	0	2	51.2	61	48	42	14	37	20
Redfern	5	11	6.58	27	13	2	0	0	94.1	122	74	69	16	51	40
Viola	4	10	5.21	22	22	3	1	0	126.0	152	77	73	22	38	84
Williams	9	7	4.22	26	26	3	0	0	153.2	166	74	72	18	55	61
TOTALS	**60**	**102**	**4.72**	**162**		**26**	**7**	**30**	**1433.0**	**1484**	**819**	**752**	**208**	**643**	**812**

1983 TWINS STATISTICS

Batting: (11th in A.L.)

PLAYER	AVG	G	AB	R	H	TB	2B	3B	HR	RBI	BB	SO	SB	GDP
Brown	.272	91	309	40	84	94	6	2	0	22	10	28	3	9
Brunansky	.227	151	542	70	123	241	24	5	28	82	61	95	2	13
Bush	.249	124	373	43	93	156	24	3	11	56	34	51	0	7
Castino	.277	142	563	83	156	227	30	4	11	57	62	54	4	11
Eisenreich	.286	2	7	1	2	3	1	0	0	0	1	1	0	0
Engle	.305	120	374	46	114	168	22	4	8	43	28	39	2	13
Faedo	.277	51	173	16	48	58	7	0	1	18	4	19	0	4
Gaetti	.245	157	584	81	143	242	30	3	21	78	54	121	7	18
Gagne	.111	10	27	2	3	4	1	0	0	3	0	6	0	0
Hatcher	.317	106	375	50	119	167	15	3	9	47	14	19	2	12
Hrbek	.297	141	515	75	153	252	41	5	16	84	57	71	4	12
Jimenez	.174	36	86	5	15	22	5	1	0	9	4	11	0	0
Kuntz	.190	31	100	13	19	31	3	0	3	5	12	28	0	4
Launder	.185	62	168	20	31	58	9	0	6	18	15	49	0	2
Mitchell	.230	59	152	26	35	46	4	2	1	15	28	21	1	3
Schrom	.....	1	0	0	0	0	0	0	0	0	0	0	0	0
Smith	.224	59	152	11	34	39	5	0	0	8	10	12	1	4
Teufel	.308	21	78	11	24	42	7	1	3	6	2	8	0	1
Ullger	.190	35	79	8	15	19	4	0	0	5	5	21	0	6
Ward	.278	157	623	76	173	274	34	5	19	88	44	98	8	24
Washington	.246	99	317	28	78	103	7	3	4	26	22	50	10	7
Wilson	.250	5	4	4	1	2	1	0	0	1	0	0	0	0
TOTALS	**.261**	**162**	**5601**	**709**	**1463**	**2248**	**280**	**41**	**141**	**671**	**467**	**802**	**44**	**150**

Pitching: (14th in A.L.)

PLAYER	W	L	ERA	G	GS	CG	SHO	SV	IP	H	R	ER	HR	BB	SO
Castillo	8	12	4.77	27	25	3	0	0	158.1	170	91	84	17	65	90
Davis	5	8	3.34	66	0	0	0	30	89.0	89	34	33	6	33	84
Filson	4	1	3.40	26	8	0	0	1	90.0	87	34	34	9	29	49
Havens	5	8	8.18	16	14	1	0	0	80.1	110	75	73	11	38	40
Lewis	0	0	6.50	6	0	0	0	0	18.0	24	13	13	5	7	8
Lysander	5	12	3.38	61	4	1	1	3	125.0	132	63	47	8	43	58
O'Connor	2	3	5.86	27	8	0	0	0	83.0	107	59	54	13	36	56
Oelkers	0	5	8.65	10	8	0	0	0	34.1	56	34	33	7	17	13
Pettibone	0	4	5.33	4	4	1	0	0	27.0	28	16	16	8	8	10
Schrom	15	8	3.71	33	28	6	1	0	196.1	196	92	81	14	80	80
Viola	7	15	5.49	35	34	4	0	0	210.0	242	141	128	34	92	127
Walters	1	1	4.12	23	0	0	0	2	59.0	52	31	27	4	20	21
Whitehouse	7	1	4.15	60	0	0	0	2	73.2	70	34	34	6	44	44
Williams	11	14	4.14	36	29	4	1	1	193.1	196	105	89	21	68	68
TOTALS	**70**	**92**	**4.66**	**162**		**20**	**5**	**39**	**1437.1**	**1559**	**822**	**745**	**163**	**580**	**748**

1984 TWINS STATISTICS

Batting: (7th in A.L.)

PLAYER	AVG	G	AB	R	H	TB	2B	3B	HR	RBI	BB	SO	SB	GDP
Brown	.273	95	260	36	71	89	9	3	1	19	14	16	4	5
Brunansky	.254	155	567	75	144	261	21	0	32	85	57	94	4	15
Bush	.222	113	311	46	69	121	17	1	11	43	31	60	1	1
Castino	.444	8	27	5	12	13	1	0	0	3	5	2	0	2
David	.250	33	48	5	12	17	2	0	1	5	7	11	0	2
Eisenreich	.219	12	32	1	7	8	1	0	0	3	2	4	2	1
Engle	.266	109	391	56	104	138	20	1	4	38	26	22	0	18
Faedo	.250	16	52	6	13	17	1	0	1	6	4	3	0	1
Gaetti	.262	162	588	55	154	206	29	4	5	65	44	81	11	9
Gagne	.000	2	1	0	0	0	0	0	0	0	0	0	0	0
Hart	.172	13	29	0	5	5	0	0	0	5	1	2	0	0
Hatcher	.302	152	576	61	174	234	35	5	5	69	37	34	0	17
Hrbek	.311	149	559	80	174	292	31	3	27	107	65	87	1	17
Jimenez	.201	108	298	28	60	73	11	1	0	19	15	34	0	7
Laudner	.206	87	262	31	54	102	16	1	10	35	18	78	0	4
Meier	.238	59	147	18	35	45	8	1	0	13	6	9	0	5
Puckett	.296	128	557	63	165	187	12	5	0	31	16	69	14	11
Putnam	.079	14	38	1	3	4	1	0	0	4	4	12	0	0
Reed	.143	18	21	3	3	6	3	0	0	1	2	6	0	0
Speier	.212	12	33	2	7	7	0	0	0	1	3	7	0	1
Teufel	.262	157	568	76	149	227	30	3	14	61	76	73	1	18
Washington	.294	88	197	25	58	88	11	5	3	23	4	31	1	4
TOTALS	**.265**	**162**	**5562**	**673**	**1473**	**2140**	**259**	**33**	**114**	**636**	**437**	**735**	**39**	**138**

Pitching: (4th in A.L.)

PLAYER	W	L	ERA	G	GS	CG	SHO	SV	IP	H	R	ER	HR	BB	SO
Butcher	13	11	3.44	34	34	8	1	0	225.0	242	98	86	18	53	83
Castillo	2	1	1.78	10	2	0	0	0	25.1	14	7	5	2	19	7
Comstock	0	0	8.53	4	0	0	0	0	6.1	6	6	6	2	4	2
Davis	7	11	4.55	64	0	0	0	29	83.0	79	44	42	11	41	74
Filson	6	5	4.10	55	7	0	0	1	118.2	106	56	54	14	54	59
Hodge	4	3	4.77	25	15	0	0	0	100.0	116	59	53	13	26	59
Lysander	4	3	3.49	36	0	0	0	5	56.2	62	23	22	2	27	22
O'Connor	0	0	1.93	2	0	0	0	0	4.2	1	1	1	1	4	0
Pashnick	2	1	3.52	13	1	0	0	0	38.1	38	19	15	3	11	10
Schrom	5	11	4.47	25	21	3	0	0	137.0	156	75	68	15	41	49
Smithson	15	13	3.68	36	36	10	1	0	252.0	246	113	103	35	54	144
Viola	18	12	3.21	35	35	10	4	0	257.2	225	101	92	28	73	149
Walters	0	3	3.72	23	0	0	0	2	29.0	31	14	12	1	14	10
Wardle	0	0	4.50	2	0	0	0	0	4.0	3	2	2	2	0	5
Whitehouse	2	2	3.16	30	0	0	0	1	31.1	29	11	11	3	17	18
Williams	3	5	5.77	17	11	1	0	0	68.2	75	46	44	9	22	22
TOTALS	**81**	**81**	**3.85**	**162**		**32**	**9**	**38**	**1437.2**	**1429**	**675**	**615**	**159**	**463**	**713**

1985 TWINS STATISTICS

Batting: (6th in A.L.)

PLAYER	AVG	G	AB	R	H	TB	2B	3B	HR	RBI	BB	SO	SB	GDP
Brunansky	.242	157	567	71	137	254	28	4	27	90	71	86	5	12
Bush	.239	97	234	26	56	105	13	3	10	35	24	30	3	3
Engle	.256	70	172	28	44	77	8	2	7	25	21	28	2	3
Espinoza	.263	32	57	5	15	17	2	0	0	9	1	9	0	2
Funderburk	.314	23	70	7	22	37	7	1	2	13	5	12	0	4
Gaetti	.246	160	560	71	138	229	31	0	20	63	37	89	13	15
Gagne	.225	114	293	37	66	93	15	3	2	23	20	57	10	5
Hatcher	.282	116	444	46	125	162	28	0	3	49	16	23	0	15
Hrbek	.278	158	593	78	165	263	31	2	21	93	67	87	1	12
Laudner	.238	72	164	16	39	65	5	0	7	19	12	45	0	2
Lombardozzi	.370	28	54	10	20	26	4	1	0	6	6	6	3	0
Meier	.260	71	104	15	27	36	6	0	1	8	18	12	0	0
Puckett	.288	161	691	80	199	266	29	13	4	74	41	87	21	9
Reed	.200	7	10	2	2	2	0	0	0	0	0	3	0	0
Salas	.300	120	360	51	108	165	20	5	9	41	18	37	0	7
Smalley	.258	129	388	57	100	156	20	0	12	45	60	65	0	8
Stenhouse	.223	81	179	23	40	60	5	0	5	21	29	18	1	3
Teufel	.260	138	434	58	113	173	24	3	10	50	48	70	4	14
Washington	.274	70	135	24	37	54	6	4	1	14	8	15	5	3
TOTALS	**.264**	**162**	**5509**	**705**	**1453**	**2240**	**282**	**41**	**141**	**678**	**502**	**779**	**68**	**117**

Pitching: (11th in A.L.)

PLAYER	W	L	ERA	G	GS	CG	SHO	SV	IP	H	R	ER	HR	BB	SO
Blyleven	8	5	3.00	14	14	9	1	0	114.0	101	45	38	9	26	77
Brown	0	0	6.89	6	0	0	0	0	15.2	21	13	12	1	7	5
Burtt	2	2	3.81	5	2	0	0	0	28.1	20	13	12	2	7	9
Butcher	11	14	4.98	34	33	8	2	0	207.2	239	125	115	24	43	92
Davis	2	6	3.48	57	0	0	0	25	64.2	55	28	25	7	35	72
Eufemia	4	2	3.79	39	0	0	0	2	61.2	56	27	26	7	21	30
Filson	4	5	3.67	40	6	1	0	2	95.2	93	42	39	13	30	42
Howe	2	3	6.16	13	0	0	0	0	19.0	28	16	13	1	7	10
Klawitter	0	0	6.75	7	2	0	0	0	9.1	7	7	7	2	13	5
Lysander	0	2	6.05	35	1	0	0	3	61.0	72	43	41	3	22	26
Portugal	1	3	5.55	6	4	0	0	0	24.1	24	16	15	3	14	12
Schrom	9	12	4.99	29	26	6	0	0	160.2	164	95	89	28	59	74
Smithson	15	14	4.34	37	37	8	3	0	257.0	264	134	124	25	78	127
Viola	18	14	4.09	36	36	9	0	0	250.2	262	136	114	26	68	135
Wardle	1	3	5.51	35	0	0	0	1	49.0	49	32	30	9	28	47
Whitehouse	0	0	11.05	5	0	0	0	1	7.1	12	9	9	4	2	4
Yett	0	0	27.00	1	1	0	0	0	0.1	1	1	1	0	2	0
TOTALS	**77**	**85**	**4.48**	**162**		**41**	**7**	**34**	**1426.1**	**1468**	**782**	**710**	**164**	**462**	**767**

1986 TWINS STATISTICS

Batting: (7th in A.L.)

PLAYER	AVG	G	AB	R	H	TB	2B	3B	HR	RBI	BB	SO	SB	GDP
Anderson	.	1	0	0	0	0	0	0	0	0	0	0	0	0
Beane	.213	80	183	20	39	54	6	0	3	15	11	54	2	6
Brunansky	.256	157	593	69	152	251	28	1	23	75	53	98	12	15
Bush	.269	130	357	50	96	150	19	7	7	45	39	63	5	7
David	.200	5	5	0	1	1	0	0	0	0	0	2	0	0
Davidson	.118	36	68	5	8	11	3	0	0	2	6	22	2	1
Espinoza	.214	37	42	4	9	10	1	0	0	1	1	10	0	0
Fontenot	.000	1	1	0	0	0	0	0	0	0	0	1	0	0
Gaetti	.287	157	596	91	171	309	34	1	34	108	52	108	14	18
Gagne	.250	156	472	63	118	188	22	6	12	54	30	108	12	4
Hatcher	.278	115	317	40	88	116	13	3	3	32	19	26	2	8
Hrbek	.267	149	550	85	147	263	27	1	29	91	71	81	2	15
Laudner	.244	76	193	21	47	87	10	0	10	29	24	56	1	5
Lombardozzi	.227	156	453	53	103	157	20	5	8	33	52	76	3	8
Pittaro	.095	11	21	0	2	2	0	0	0	0	0	8	0	0
Puckett	.328	161	680	119	223	365	37	6	31	96	34	99	20	14
Reed	.236	68	165	13	39	53	6	1	2	9	16	19	1	2
Salas	.233	91	258	28	60	99	7	4	8	33	18	32	3	8
Sanchez	.125	8	16	1	2	2	0	0	0	1	1	8	0	2
Smalley	.246	143	459	59	113	201	20	4	20	57	68	80	1	10
Washington	.257	48	74	15	19	34	3	0	4	11	3	21	1	0
Woods	.321	23	28	5	9	16	1	0	2	8	3	5	0	0
TOTALS	**.261**	**162**	**5531**	**741**	**1446**	**2369**	**257**	**39**	**196**	**700**	**501**	**977**	**81**	**123**

Pitching: (14th in A.L.)

PLAYER	W	L	ERA	G	GS	CG	SHO	SV	IP	H	R	ER	HR	BB	SO
Agosto	1	2	8.85	17	1	0	0	1	20.1	43	25	20	1	14	9
Anderson	3	6	5.55	21	10	1	0	0	84.1	106	54	52	11	30	51
Atherton	5	8	3.75	47	0	0	0	10	81.2	82	37	34	9	35	59
Blyleven	17	14	4.01	36	36	16	3	0	271.2	262	134	121	50	58	215
Burtt	0	0	31.50	3	0	0	0	0	2.0	7	7	7	1	3	1
Butcher	0	3	6.30	16	10	1	0	0	70.0	82	50	49	11	24	29
Davis	2	6	9.08	36	0	0	0	2	38.2	55	42	39	7	29	30
Filson	0	0	5.68	4	0	0	0	0	6.1	13	4	4	1	2	4
Fontenot	0	0	9.92	15	0	0	0	0	16.1	27	19	18	3	4	10
Frazier	1	1	4.39	15	0	0	0	6	26.2	23	13	13	2	16	25
Heaton	4	9	3.98	21	17	3	0	1	124.1	128	60	55	18	47	66
Jackson	0	1	3.86	28	0	0	0	1	58.1	57	29	25	7	16	32
Latham	0	1	7.31	7	2	0	0	0	16.0	24	14	13	1	6	8
Pastore	3	1	4.01	33	1	0	0	2	49.1	54	28	22	4	24	18
Portugal	6	10	4.31	27	15	3	0	1	112.2	112	56	54	10	50	67
Smith	0	2	6.97	5	0	0	0	0	10.1	13	8	8	1	5	8
Smithson	13	14	4.77	34	33	8	1	0	198.0	234	123	105	26	57	114
Viola	16	13	4.51	37	37	7	1	0	245.2	257	136	123	37	83	191
TOTALS	**71**	**91**	**4.77**	**162**		**39**	**6**	**24**	**1432.2**	**1579**	**839**	**759**	**200**	**503**	**937**

1987 TWINS STATISTICS

Batting: (10th in A.L.)

PLAYER	AVG	G	AB	R	H	TB	2B	3B	HR	RBI	BB	SO	SB	GDP
Baylor	.286	20	49	3	14	15	1	0	0	6	5	12	0	3
Beane	.267	12	15	1	4	6	2	0	0	1	0	6	0	0
Brunansky	.259	155	532	83	138	260	22	2	32	85	74	104	11	12
Bush	.253	122	293	46	74	121	10	2	11	46	43	49	10	6
Butera	.171	51	111	7	19	27	5	0	1	12	7	16	0	7
Davidson	.267	102	150	32	40	49	4	1	1	14	13	26	9	4
Gaetti	.257	154	584	95	150	283	36	2	31	109	37	92	10	25
Gagne	.265	137	437	68	116	188	28	7	10	40	25	84	6	3
Gladden	.249	121	438	69	109	158	21	2	8	38	38	72	25	8
Hrbek	.285	143	477	85	136	260	20	1	34	90	84	60	5	13
Larkin	.266	85	233	23	62	89	11	2	4	28	25	31	1	4
Laudner	.191	113	288	30	55	112	7	1	16	4	23	80	1	4
Lombardozzi	.238	136	432	51	103	152	19	3	8	38	33	66	5	10
Newman	.221	110	307	44	68	93	15	5	0	29	34	27	15	5
Nieto	.200	41	105	7	21	33	7	1	1	12	8	24	0	1
Pittaro	.333	14	12	6	4	4	0	0	0	0	1	0	1	0
Puckett	.332	157	624	96	207	333	32	5	28	99	32	91	12	15
Salas	.378	22	45	8	17	28	2	0	3	9	5	6	0	0
Smalley	.275	110	309	32	85	127	16	1	8	34	36	52	2	7
TOTALS	**.261**	**162**	**5441**	**786**	**1422**	**2338**	**258**	**35**	**196**	**733**	**523**	**898**	**113**	**127**

Pitching: (10th in A.L.)

PLAYER	W	L	ERA	G	GS	CG	SHO	SV	IP	H	R	ER	HR	BB	SO
Anderson	1	0	10.95	4	2	0	0	0	12.1	20	15	15	3	10	3
Atherton	7	5	4.54	59	0	0	0	2	79.1	81	46	40	10	30	51
Berenguer	8	1	3.94	47	6	0	0	4	112.0	100	51	49	10	47	110
Bittiger	1	0	5.40	3	1	0	0	0	8.1	11	5	5	2	0	5
Blyleven	15	12	4.01	37	37	8	1	0	267.0	249	132	119	46	101	196
Carlton	1	5	6.70	9	7	0	0	0	43.0	54	35	32	7	23	20
Frazier	5	5	4.98	54	0	0	0	2	81.1	77	49	45	9	51	58
Klink	0	1	6.65	12	0	0	0	0	23.0	37	18	17	4	11	17
Niekro	4	9	6.26	19	18	0	0	0	96.1	115	76	67	11	45	54
Niemann	1	0	8.44	6	0	0	0	0	5.1	3	5	5	0	7	1
Portugal	1	3	7.77	13	7	0	0	0	44.0	58	40	38	13	24	28
Reardon	8	8	4.48	63	0	0	0	31	80.1	70	41	40	14	28	83
Schatzeder	3	1	6.39	30	1	0	0	0	43.2	64	37	31	8	18	30
Smith	1	0	4.96	7	1	0	0	0	16.1	20	10	9	3	6	8
Smithson	4	7	5.94	21	20	0	0	0	109.0	126	76	72	17	38	53
Straker	8	10	4.37	31	26	1	0	0	154.1	150	79	75	24	59	76
Viola	17	10	2.90	36	36	7	1	0	251.2	230	91	81	29	66	197
TOTALS	**85**	**77**	**4.63**	**162**		**16**	**4**	**39**	**1427.1**	**1465**	**806**	**734**	**210**	**564**	**990**

1988 TWINS STATISTICS

Batting: (2nd in Majors)

PLAYER	AVG	G	AB	R	H	TB	2B	3B	HR	RBI	BB	SO	SB	GDP
Baker	.000	11	7	1	0	0	0	0	0	0	0	5	0	0
Brunansky	.184	14	49	5	9	13	1	0	1	6	7	11	1	0
Bullock	.294	16	17	3	5	5	0	0	0	3	3	1	1	0
Bush	.261	136	394	51	103	171	20	3	14	51	58	49	8	8
Christensen	.263	23	38	5	10	14	4	0	0	5	3	5	0	1
Davidson	.217	100	106	22	23	33	7	0	1	10	10	20	3	3
Dwyer	.293	20	41	6	12	19	1	0	2	15	13	8	0	1
Gaetti	.301	133	468	66	141	258	29	2	28	88	36	85	7	10
Gagne	.236	149	461	70	109	183	20	6	14	48	27	110	15	13
Gladden	.269	141	576	91	155	232	32	6	11	62	46	74	28	9
Harper	.295	60	166	15	49	71	11	1	3	20	10	12	0	12
Herr	.263	86	304	42	80	99	16	0	1	21	40	47	10	9
Hrbek	.312	143	510	75	159	265	31	0	25	76	67	54	0	9
Larkin	.267	149	505	56	135	193	30	2	8	70	68	55	3	12
Laudner	.251	117	375	38	94	153	18	1	13	54	36	89	0	14
Lombardozzi	.209	103	287	34	60	88	15	2	3	27	35	48	2	2
Lowry	.000	6	7	0	0	0	0	0	0	0	0	2	0	0
Moses	.316	105	206	33	65	87	10	3	2	12	15	21	11	4
Newman	.223	105	260	35	58	65	7	0	0	19	29	34	12	4
Nieto	.067	24	60	1	4	4	0	0	0	0	1	17	0	2
Puckett	.356	158	657	109	234	358	42	5	24	121	23	83	6	17
Torve	.188	12	16	1	3	6	0	0	1	2	1	2	0	0
TOTALS	**.274**	**162**	**5510**	**759**	**1508**	**2317**	**294**	**31**	**151**	**710**	**528**	**832**	**107**	**130**

Pitching: (6th in A.L.)

PLAYER	W	L	ERA	G	GS	CG	SHO	SV	IP	H	R	ER	HR	BB	SO
Anderson	16	9	2.45	30	30	3	1	0	202.1	199	70	55	14	37	83
Atherton	7	5	3.41	49	0	0	0	3	74.0	65	29	28	10	22	43
Berenguer	8	4	3.96	57	1	0	0	2	100.0	74	44	44	7	61	99
Best	0	0	6.00	11	0	0	0	0	12.0	15	9	8	1	7	9
Blyleven	10	17	5.43	33	33	7	0	0	207.1	240	128	125	21	51	145
Carlton	0	1	16.76	4	1	0	0	0	9.2	20	19	18	5	5	5
Gladden	0	0	0.00	1	0	0	0	0	1.0	0	0	0	0	0	0
Gonzalez	0	0	3.38	16	0	0	0	1	21.1	20	8	8	4	8	19
Lea	7	7	4.85	24	23	0	0	0	130.0	156	79	70	19	50	72
Martinez	0	0	18.00	3	0	0	0	0	4.0	8	9	8	1	4	3
Mason	0	1	10.80	5	0	0	0	0	6.2	8	8	8	1	9	7
Niekro	1	1	10.03	5	2	0	0	0	11.2	16	13	13	2	9	7
Portugal	3	3	4.53	26	0	0	0	3	57.2	60	30	29	11	17	31
Reardon	2	4	2.47	63	0	0	0	42	73.0	68	21	20	6	15	56
Schatzeder	0	1	1.74	10	0	0	0	0	10.1	8	2	2	1	5	7
Smith	3	0	2.68	9	4	0	0	0	37.0	29	12	11	3	12	17
Straker	2	5	3.92	16	14	1	1	1	82.2	86	39	36	8	25	23
Toliver	7	6	4.24	21	19	0	0	0	114.2	116	57	54	8	52	69
Viola	24	7	2.64	35	35	7	2	0	255.1	236	80	75	20	54	193
Winn	1	0	6.00	9	0	0	0	0	21.0	33	15	14	4	10	9
TOTALS	**91**	**71**	**3.93**	**162**		**18**	**9**	**52**	**1431.2**	**1457**	**672**	**625**	**146**	**453**	**897**

1989 TWINS STATISTICS

Batting: (2nd in Majors)

PLAYER	AVG	G	AB	R	H	TB	2B	3B	HR	RBI	BB	SO	SB	GDP
Anderson	.000	1	1	0	0	0	0	0	0	0	0	1	0	0
Backman	.231	87	299	33	69	85	9	2	1	26	32	45	1	4
Baker	.295	43	78	17	23	30	5	1	0	9	9	18	0	0
Bush	.263	141	391	60	103	170	17	4	14	54	48	73	5	16
Castillo	.257	94	218	23	56	99	13	3	8	33	15	40	1	5
Dwyer	.316	88	225	34	71	91	11	0	3	23	28	23	2	6
Gaetti	.251	130	498	63	125	201	11	4	19	75	25	87	6	12
Gagne	.272	149	460	69	125	195	29	7	9	48	17	80	11	10
Gladden	.295	121	461	69	136	189	23	3	8	46	23	53	23	6
Hale	.209	28	67	6	14	17	3	0	0	4	1	6	0	0
Harper	.325	126	385	43	125	173	24	0	8	57	13	16	2	11
Hrbek	.272	109	375	59	102	194	17	0	25	84	53	35	3	6
Jorgensen	.174	10	23	1	4	5	1	0	0	2	4	5	0	1
Larkin	.267	136	446	61	119	164	25	1	6	46	54	57	5	13
Laudner	.222	100	239	24	53	84	11	1	6	27	25	65	1	7
Mercado	.105	19	38	1	4	4	0	0	0	1	4	4	1	0
Moses	.281	129	242	33	68	89	12	3	1	31	19	23	14	5
Newman	.253	141	446	62	113	135	18	2	0	38	59	46	25	3
Olson	.500	3	2	0	1	1	0	0	0	0	0	0	0	0
Puckett	.339	159	635	75	215	295	45	4	9	85	41	59	11	21
Rodriguez	.455	6	11	2	5	7	2	0	0	0	0	1	0	0
Sorrento	.238	14	21	2	5	5	0	0	0	1	5	4	0	0
Toliver	.....	1	0	0	0	0	0	0	0	0	0	0	0	0
Webster	.300	14	20	3	6	8	2	0	0	1	3	2	0	0
TOTALS	**.276**	**162**	**5581**	**740**	**1542**	**2241**	**278**	**35**	**117**	**691**	**478**	**743**	**111**	**126**

Pitching: (12th in A.L.)

PLAYER	W	L	ERA	G	GS	CG	SHO	SV	IP	H	R	ER	HR	BB	SO
Aguilera	3	5	3.21	11	11	3	0	0	75.2	71	32	27	5	17	57
Anderson	17	10	3.80	33	33	4	1	0	196.2	214	97	83	15	53	69
Berenguer	9	3	3.48	56	0	0	0	3	106.0	96	44	41	11	47	93
Booker	0	0	4.15	6	0	0	0	0	8.2	11	4	4	1	2	3
Cook	0	1	5.06	15	0	0	0	0	21.1	22	12	12	1	17	15
Drummond	0	0	3.86	8	0	0	0	1	16.1	16	7	7	0	8	9
Dyer	4	7	4.82	16	12	1	0	0	71.0	74	43	38	2	37	37
Gladden	0	0	9.00	1	0	0	0	0	1.0	2	1	1	0	1	0
Gonzalez	3	2	4.66	22	0	0	0	0	29.0	32	17	15	2	11	25
Guthrie	2	4	4.55	13	8	0	0	0	57.1	66	32	29	7	21	38
Moses	0	0	0.00	1	0	0	0	0	1.0	0	0	0	0	1	0
Oliveras	3	4	4.53	12	8	1	0	0	55.2	64	28	28	8	15	24
Rawley	5	12	5.21	27	25	1	0	0	145.0	167	89	84	19	60	68
Reardon	5	4	4.07	65	0	0	0	31	73.0	68	33	33	8	12	46
Shields	0	1	7.79	11	0	0	0	0	17.1	28	18	15	3	6	12
Smith	10	6	3.92	32	26	2	0	1	172.1	180	82	75	22	51	92
St. Claire	1	0	5.24	14	0	0	0	1	22.1	19	13	13	4	10	14
Tapani	2	2	3.86	5	5	0	0	0	32.2	34	15	14	2	8	21
Toliver	1	3	7.76	7	5	0	0	0	29.0	39	26	25	2	15	11
Tunnell	1	0	6.0	10	0	0	0	0	12.0	18	8	8	1	6	7
Viola	8	12	3.79	24	24	7	1	0	175.2	171	80	74	17	47	138
Wayne	3	4	3.30	60	0	0	0	1	71.0	55	28	26	4	36	41
West	3	2	6.41	10	5	0	0	0	39.1	48	29	28	5	19	31
TOTALS	**80**	**82**	**4.28**	**162**		**19**	**8**	**38**	**1429.1**	**1495**	**738**	**680**	**139**	**500**	**851**

1990 TWINS STATISTICS

Batting: (4th in A.L.)

PLAYER	AVG	G	AB	R	H	TB	2B	3B	HR	RBI	BB	SO	SB	GDP
Baker	.000	3	1	0	0	0	0	0	0	0	0	0	0	0
Bush	.243	73	181	17	44	70	8	0	6	18	21	27	0	2
Castillo	.219	64	137	11	30	34	4	0	0	12	3	23	0	1
Dwyer	.190	37	63	7	12	15	0	0	1	5	12	7	0	2
Gaetti	.229	154	577	61	132	217	27	5	16	85	36	101	6	22
Gagne	.235	138	388	38	91	140	22	3	7	38	24	76	8	5
Gladden	.275	136	534	64	147	201	27	6	5	40	26	67	25	17
Hale	.000	1	2	0	0	0	0	0	0	2	0	1	0	0
Harper	.294	134	479	61	141	207	42	3	6	54	19	27	3	20
Hrbek	.287	143	492	61	141	233	26	0	22	79	69	45	5	17
Larkin	.269	119	401	46	108	157	26	4	5	42	42	55	5	6
Leius	.240	14	25	4	6	10	1	0	1	4	2	2	0	2
Liriano	.254	53	185	30	47	66	5	7	0	13	22	24	5	3
Mack	.326	125	313	50	102	144	10	4	8	44	29	69	13	7
Manrique	.237	69	228	22	54	79	10	0	5	29	4	35	2	8
Moses	.221	115	172	26	38	46	3	1	1	14	19	19	2	4
Munoz	.271	22	85	13	23	29	4	1	0	5	2	16	3	3
Newman	.242	144	388	43	94	108	14	0	0	30	33	34	13	7
Ortiz	.335	71	170	18	57	66	7	1	0	18	12	16	0	4
Puckett	.298	146	551	82	164	246	40	3	12	80	57	73	5	15
Sorrento	.207	41	121	11	25	46	4	1	5	13	12	31	1	3
Webster	.333	2	6	1	2	3	1	0	0	0	1	1	0	0
TOTALS	**.265**	**162**	**5499**	**666**	**1458**	**2117**	**281**	**39**	**100**	**625**	**445**	**749**	**96**	**148**

DID YOU *Know?*

...that in 1976, Twins pitcher Bill Campbell went 17-5 with a 3.00 ERA and 20 saves in 78 relief appearances. He became the second player in major league history to win and save at least 15 games in a season since saves became an official statistic in 1969 (Dodger's Mike Marshall won 15 and saved 21 in 1974). Campbell's 17 victories tied the American League record for wins in relief. In 1977, Twins reliever Tom Johnson became the third player in major league history to win and save at least 15 games. He finished the season 16-7 with a 3.12 ERA and 15 saves in 71 relief appearances.

1990 TWINS STATISTICS

Pitching: (11th in A.L.)

PLAYER	W	L	ERA	G	GS	CG	SHO	SV	IP	H	R	ER	HR	BB	SO
Abbott	0	5	5.97	7	7	0	0	0	34.2	37	24	23	0	28	25
Aguilera	5	3	2.76	56	0	0	0	32	65.1	55	27	20	5	19	61
Anderson	7	18	4.53	31	31	5	1	0	188.2	214	106	95	20	39	82
Berenguer	8	5	3.41	51	0	0	0	0	100.1	85	43	38	9	58	77
Candelaria	7	3	3.39	34	1	0	0	4	58.1	55	23	22	9	9	44
Casian	2	1	3.22	5	3	0	0	0	22.1	26	9	8	2	4	11
Drummond	3	5	4.35	35	4	0	0	1	91.0	104	46	44	8	36	49
Erickson	8	4	2.87	19	17	1	0	0	113.0	108	49	36	9	51	53
Garces	0	0	1.59	5	0	0	0	2	5.2	4	2	1	0	4	1
Guthrie	7	9	3.79	24	21	3	1	0	144.2	154	65	61	8	39	101
Leach	2	5	3.20	55	0	0	0	2	81.2	84	31	29	2	21	46
Moses	0	0	13.50	2	0	0	0	0	2.0	5	3	3	0	2	0
Savage	0	2	8.31	17	0	0	0	1	26.0	37	26	24	3	11	12
Smith	5	10	4.81	32	23	1	1	0	153.1	191	91	82	20	47	87
Tapani	12	8	4.07	28	28	1	1	0	159.1	164	75	72	12	29	101
Wayne	1	1	4.19	38	0	0	0	1	38.2	38	19	18	5	13	28
West	7	9	5.10	29	27	2	0	0	146.1	142	88	83	21	78	92
Yett	0	0	2.08	4	0	0	0	0	4.1	6	2	1	1	1	2
TOTALS	**74**	**88**	**4.12**	**162**		**13**	**13**	**43**	**1435.2**	**1509**	**729**	**658**	**134**	**489**	**872**

1991 TWINS STATISTICS

Batting: (1st in Majors)

PLAYER	AVG	G	AB	R	H	TB	2B	3B	HR	RBI	BB	SO	SB	GDP
Brown	.216	38	37	10	8	8	0	0	0	0	2	8	7	0
Bush	.303	93	165	21	50	80	10	1	6	23	24	25	0	5
Castillo	.167	9	12	0	2	4	0	1	0	0	0	2	0	0
Davis	.277	153	534	84	148	271	34	1	29	93	95	117	5	9
Gagne	.265	139	408	52	108	161	23	3	8	42	26	72	11	15
Gladden	.247	126	461	65	114	164	14	9	6	52	36	60	15	13
Harper	.311	123	441	54	137	197	28	1	10	69	14	22	1	14
Hrbek	.284	132	462	72	131	213	20	1	20	89	67	48	4	15
Knoblauch	.281	151	565	78	159	198	24	6	1	50	59	40	25	8
Larkin	.286	98	255	34	73	95	14	1	2	19	30	21	2	9
Leius	.286	109	199	35	57	83	7	2	5	20	30	35	5	4
Mack	.310	143	442	79	137	234	27	8	18	74	34	79	13	11
Munoz	.283	51	138	15	39	69	7	1	7	26	9	31	3	2
Newman	.191	118	246	25	47	52	5	0	0	19	23	21	4	5
Ortiz	.209	61	134	9	28	35	5	1	0	11	15	12	0	6
Pagliarulo	.279	121	365	38	102	140	20	0	6	36	21	55	1	9
Puckett	.319	152	611	92	195	281	29	6	15	89	31	78	11	27
Sorrento	.255	26	47	6	12	26	2	0	4	13	4	11	0	3
Webster	.294	18	34	7	10	20	1	0	3	8	6	10	0	2
TOTALS	**.280**	**162**	**5556**	**776**	**1557**	**2331**	**270**	**42**	**140**	**733**	**526**	**747**	**107**	**157**

Pitching: (3rd in A.L.)

PLAYER	W	L	ERA	G	GS	CG	SHO	SV	IP	H	R	ER	HR	BB	SO
Abbott	3	1	4.75	15	3	0	0	0	47.1	38	27	25	5	36	43
Aguilera	4	5	2.35	63	0	0	0	42	69.0	44	20	18	3	30	61
Anderson	5	11	4.96	29	22	2	0	0	134.1	148	82	74	24	42	51
Banks	1	1	5.71	5	3	0	0	0	17.1	21	15	11	1	12	16
Bedrosian	5	3	4.42	56	0	0	0	6	77.1	70	42	38	11	35	44
Casian	0	0	7.36	15	0	0	0	0	18.1	28	16	15	4	7	6
Edens	2	2	4.09	8	6	0	0	0	33.0	34	15	15	2	10	19
Erickson	20	8	3.18	32	32	5	3	0	204.0	189	80	72	13	71	108
Guthrie	7	5	4.32	41	12	0	0	2	98.0	116	52	47	11	41	72
Leach	1	2	3.61	50	0	0	0	0	67.1	82	28	27	3	14	32
Morris	18	12	3.43	35	35	10	2	0	246.2	226	107	94	18	92	163
Neagle	0	1	4.05	7	3	0	0	0	20.0	28	9	9	3	7	14
Tapani	16	9	2.99	34	34	4	1	0	244.0	225	84	81	23	40	135
Wayne	1	0	5.11	8	0	0	0	1	12.1	11	7	7	1	4	7
West	4	4	4.54	15	12	0	0	0	71.1	66	37	36	13	28	52
Willis	8	3	2.63	40	0	0	0	2	89.0	76	31	26	4	19	53
TOTALS	**95**	**67**	**3.69**	**162**		**21**	**12**	**53**	**1449.1**	**1402**	**652**	**595**	**139**	**488**	**876**

1992 TWINS STATISTICS

Batting: (1st in Majors)

PLAYER	AVG	G	AB	R	H	TB	2B	3B	HR	RBI	BB	SO	SB	GDP
Brito	.143	8	14	1	2	3	1	0	0	2	0	4	0	0
Brown	.067	35	15	8	1	1	0	0	0	0	2	4	2	0
Bruett	.250	56	76	7	19	23	4	0	0	2	6	12	6	0
Bush	.214	100	182	14	39	55	8	1	2	22	11	37	1	5
Davis	.288	138	444	63	128	195	27	2	12	66	73	76	4	11
Gagne	.246	146	439	53	108	152	23	0	7	39	19	83	6	11
Harper	.307	140	502	58	154	206	25	0	9	73	26	22	0	15
Hill	.294	25	51	7	15	18	3	0	0	2	5	6	0	0
Hrbek	.244	112	394	52	96	161	20	0	15	58	71	56	5	12
Jorgensen	.310	22	58	5	18	19	1	0	0	5	3	11	1	4
Knoblauch	.297	155	600	104	178	215	19	6	2	56	88	60	34	8
Larkin	.246	115	337	38	83	121	18	1	6	42	28	43	7	7
Leius	.249	129	409	50	102	130	18	2	2	35	34	61	6	10
Mack	.315	156	600	101	189	280	31	6	16	75	64	106	26	8
Munoz	.270	127	418	44	113	171	16	3	12	71	17	90	4	18
Pagliarulo	.200	42	105	10	21	25	4	0	0	9	1	17	1	1
Parks	.333	7	6	1	2	2	0	0	0	0	1	1	0	0
Puckett	.329	160	639	104	210	313	38	4	19	110	44	97	17	17
Quinones	.200	3	5	0	1	1	0	0	0	1	0	0	0	0
Reboulet	.190	73	137	15	26	38	7	1	1	16	23	26	3	0
Reed	.182	14	33	2	6	8	2	0	0	4	2	11	0	0
Webster	.280	53	118	10	33	48	10	1	1	13	9	11	0	3
TOTALS	**.277**	**162**	**5582**	**747**	**1544**	**2185**	**275**	**27**	**104**	**701**	**527**	**834**	**123**	**130**

1992 TWINS STATISTICS

Pitching: (3rd in A.L.)

PLAYER	W	L	ERA	G	GS	CG	SHO	SV	IP	H	R	ER	HR	BB	SO
Abbott	0	0	3.27	6	0	0	0	0	11.0	12	4	4	1	5	13
Aguilera	2	6	2.84	64	0	0	0	41	66.2	60	28	21	7	17	52
Banks	4	4	5.70	16	12	0	0	0	71.0	80	46	45	6	37	37
Casian	1	0	2.70	6	0	0	0	0	6.2	7	2	2	0	1	2
Edens	6	3	2.83	52	0	0	0	3	76.1	65	26	24	1	36	57
Erickson	13	12	3.40	32	32	5	3	0	212.0	197	86	80	18	83	101
Gozzo	0	0	27.00	2	0	0	0	0	1.2	7	5	5	2	0	1
Guthrie	2	3	2.88	54	0	0	0	5	75.0	59	27	24	7	23	76
Kipper	3	3	4.42	25	0	0	0	0	38.2	40	23	19	8	14	22
Krueger	10	6	4.30	27	27	2	2	0	161.1	166	82	77	18	46	86
Mahomes	3	4	5.04	14	13	0	0	0	69.2	73	41	39	5	37	44
Smiley	16	9	3.21	34	34	5	2	0	241.0	205	93	86	17	65	163
Tapani	16	11	3.97	34	34	4	1	0	220.0	226	103	97	17	48	138
Trombley	3	2	3.30	10	7	0	0	0	46.1	43	20	17	5	17	38
Wayne	3	3	2.63	41	0	0	0	0	48.0	46	18	14	2	19	29
West	1	3	6.99	9	3	0	0	0	28.1	32	24	22	3	20	19
Willis	7	3	2.72	59	0	0	0	1	79.1	73	25	24	4	11	45
TOTALS	**90**	**72**	**3.70**	**162**		**16**	**13**	**50**	**1453.0**	**1391**	**653**	**598**	**121**	**479**	**923**

1993 TWINS STATISTICS

Batting: (8th in A.L.)

PLAYER	AVG	G	AB	R	H	TB	2B	3B	HR	RBI	BB	SO	SB	GDP
Becker	.286	3	7	3	2	4	2	0	0	0	5	4	1	0
Brito	.241	27	54	8	13	27	2	0	4	9	1	20	0	1
Bruett	.250	17	20	2	5	7	2	0	0	1	1	4	0	1
Bush	.156	35	45	1	7	9	2	0	0	3	7	13	0	3
Hale	.333	69	186	25	62	79	6	1	3	27	18	17	2	3
Harper	.304	147	530	52	161	225	26	1	12	73	29	29	1	15
Hocking	.139	15	36	7	5	6	1	0	0	0	6	8	1	1
Hrbek	.242	123	392	60	95	183	11	1	25	83	71	57	4	12
Jorgensen	.224	59	152	15	34	44	7	0	1	12	10	21	1	7
Knoblauch	.277	153	602	82	167	208	27	4	2	41	65	44	29	11
Larkin	.264	56	144	17	38	50	7	1	1	19	21	16	0	5
Lee	.152	15	33	3	5	6	1	0	0	4	1	4	0	0
Leius	.167	10	18	4	3	3	0	0	0	2	2	4	0	1
Mack	.276	128	503	66	139	207	30	4	10	61	41	76	15	13
Maksudian	.167	5	12	2	2	3	1	0	0	2	4	2	0	2
McCarty	.214	98	350	36	75	100	15	2	2	21	19	80	2	13
Meares	.251	111	346	33	87	107	14	3	0	33	7	52	4	11
Munoz	.233	104	326	34	76	128	11	1	13	38	25	97	1	7
Pagliarulo	.292	83	253	31	74	107	16	4	3	23	18	34	6	5
Parks	.200	7	20	3	4	4	0	0	0	1	1	2	0	0
Puckett	.296	156	622	89	184	295	39	3	22	89	47	93	8	15
Reboulet	.258	109	240	33	62	73	8	0	1	15	35	37	5	6
Stahoviak	.193	20	57	1	11	15	4	0	0	1	3	22	0	2
Webster	.198	49	106	14	21	26	2	0	1	8	11	8	1	1
Winfield	.271	143	547	72	148	242	27	2	21	76	45	106	2	15
TOTALS	**.264**	**162**	**5601**	**693**	**1480**	**2158**	**261**	**27**	**121**	**642**	**493**	**850**	**83**	**150**

Pitching: (13th in A.L.)

PLAYER	W	L	ERA	G	GS	CG	SHO	SV	IP	H	R	ER	HR	BB	SO
Aguilera	4	3	3.11	65	0	0	0	34	72.1	60	25	25	9	14	59
Banks	11	12	4.04	31	30	0	0	0	171.1	186	91	77	17	78	138
Brummett	2	1	5.74	5	5	0	0	0	26.2	29	17	17	3	15	10
Casian	5	3	3.02	54	0	0	0	1	56.2	59	23	19	1	14	31
Deshaies	11	13	4.41	27	27	1	0	0	167.1	159	85	82	24	51	80
Erickson	8	19	5.19	34	34	1	0	0	218.2	266	138	126	17	71	116
Garces	0	0	0.00	3	0	0	0	0	4.0	4	2	0	0	2	3
Guardado	3	8	6.18	19	16	0	0	0	94.2	123	68	65	13	36	46
Guthrie	2	1	4.71	22	0	0	0	0	21.0	20	11	11	2	16	15
Hartley	1	2	4.00	53	0	0	0	1	81.0	86	38	36	4	36	57
Mahomes	1	5	7.71	12	5	0	0	0	37.1	47	34	32	8	16	23
Merriman	1	1	9.67	19	0	0	0	0	27.0	36	29	29	3	23	14
Tapani	12	15	4.43	36	35	3	1	0	225.2	243	123	111	21	57	150
Trombley	6	6	4.88	44	10	0	0	2	114.1	131	72	62	15	41	85
Tsamis	1	2	6.19	41	0	0	0	1	68.1	86	51	47	9	27	30
Willis	3	0	3.10	53	0	0	0	5	58.0	56	23	20	2	17	44
TOTALS	**71**	**91**	**4.71**	**162**		**5**	**3**	**44**	**1444.1**	**1591**	**830**	**756**	**148**	**514**	**901**

1994 TWINS STATISTICS

Batting: (5th in A.L.)

PLAYER	AVG	G	AB	R	H	TB	2B	3B	HR	RBI	BB	SO	SB	GDP
Becker	.265	28	98	12	26	32	3	0	1	8	13	25	6	2
Cole	.296	105	345	68	102	139	15	5	4	23	44	60	29	3
Dunn	.229	14	35	2	8	13	5	0	0	4	1	12	0	1
Hale	.263	67	118	13	31	43	9	0	1	11	16	14	0	2
Hocking	.323	11	31	3	10	13	3	0	0	2	0	4	2	1
Hrbek	.270	81	274	34	74	115	11	0	10	53	37	28	0	8
Knoblauch	.312	109	445	85	139	205	45	3	5	51	41	56	35	13
Leius	.246	97	350	57	86	146	16	1	14	49	37	58	2	9
Mack	.333	81	303	55	101	171	21	2	15	61	32	51	4	11
Mahomes	.000	22	0	1	0	0	0	0	0	0	0	0	0	0
McCarty	.260	44	131	21	34	49	8	2	1	12	7	32	2	3
Meares	.266	80	229	29	61	81	12	1	2	24	14	50	5	3
Munoz	.295	75	244	35	72	124	15	2	11	36	19	67	0	4
Parks	.191	31	89	6	17	26	6	0	1	9	4	20	0	2
Puckett	.317	108	439	79	139	237	32	3	20	112	28	47	6	11
Reboulet	.259	74	189	28	49	71	11	1	3	23	18	23	0	6
Walbeck	.204	97	338	31	69	96	12	0	5	35	17	37	1	7
Winfield	.252	77	294	35	74	125	15	3	10	43	31	51	2	7
TOTALS	**.276**	**113**	**3952**	**594**	**1092**	**1686**	**239**	**23**	**103**	**556**	**359**	**635**	**94**	**93**

1994 TWINS STATISTICS

Pitching: (28th in Majors)

PLAYER	W	L	ERA	G	GS	CG	SHO	SV	IP	H	R	ER	HR	BB	SO
Aguilera	1	4	3.63	44	0	0	0	23	44.2	57	23	18	7	10	46
Campbell	1	0	2.92	14	0	0	0	0	24.2	20	8	8	2	5	15
Casian	1	3	7.08	33	0	0	0	1	40.2	57	34	32	11	12	18
Deshaies	6	12	7.39	25	25	0	0	0	130.1	170	109	107	30	54	78
Erickson	8	11	5.44	23	23	2	1	0	144.0	173	95	87	15	59	104
Garagozzo	0	0	9.64	7	0	0	0	0	9.1	9	10	10	3	13	3
Guardado	0	2	8.47	4	4	0	0	0	17.0	26	16	16	3	4	8
Guthrie	4	2	6.14	50	2	0	0	1	51.1	65	43	35	8	18	38
Mahomes	9	5	4.73	21	21	0	0	0	120.0	121	68	63	22	62	53
Merriman	0	1	6.35	15	0	0	0	0	17.0	18	13	12	0	14	10
Pulido	3	7	5.98	19	14	0	0	0	84.1	87	57	56	17	40	32
Schullstrom	0	0	2.77	9	0	0	0	1	13.0	13	7	4	0	5	13
Stevens	5	2	6.80	24	0	0	0	0	45.0	55	35	34	6	23	24
Tapani	11	7	4.62	24	24	4	1	0	156.0	181	86	80	13	39	91
Trombley	2	0	6.33	24	0	0	0	0	48.1	56	36	34	10	18	32
Willis	2	4	5.92	49	0	0	0	3	59.1	89	48	39	6	12	37
TOTALS	**53**	**60**	**5.68**	**113**		**6**	**4**	**29**	**1005.0**	**1197**	**688**	**634**	**153**	**388**	**602**

1995 TWINS STATISTICS

Batting: (4th in A.L.)

PLAYER	AVG	G	AB	R	H	TB	2B	3B	HR	RBI	BB	SO	SB	GDP
Becker	.237	106	392	45	93	116	15	1	2	33	34	95	8	9
Brito	.200	5	5	1	1	4	0	0	1	1	0	3	0	1
Clark	.339	36	109	17	37	60	8	3	3	15	2	11	3	5
Cole	.342	28	79	10	27	37	3	2	1	14	8	15	1	0
Coomer	.257	37	101	15	26	46	3	1	5	19	9	11	0	9
Cordova	.277	137	512	81	142	249	27	4	24	84	52	111	20	10
Dunn	.000	5	6	0	0	0	0	0	0	0	1	3	0	0
Hale	.262	69	103	10	27	37	4	0	2	18	11	20	0	6
Hocking	.200	9	25	4	5	9	0	2	0	3	2	2	1	1
Ingram	.125	4	8	0	1	1	0	0	0	1	2	1	0	1
Knoblauch	.333	136	538	107	179	262	34	8	11	63	78	95	46	15
Lawton	.317	21	60	11	19	28	4	1	1	12	7	11	1	1
Leius	.247	117	372	51	92	130	16	5	4	45	49	54	2	14
Maas	.193	22	57	5	11	18	4	0	1	5	7	11	0	4
Masteller	.237	71	198	21	47	68	12	0	3	21	18	19	1	7
McCarty	.218	25	55	10	12	17	3	1	0	4	4	18	0	1
Meares	.269	116	390	57	105	168	19	4	12	49	15	68	10	17
Merullo	.282	76	195	19	55	74	14	1	1	27	14	27	0	5
Munoz, P	.301	104	376	45	113	184	17	0	18	58	19	86	0	14
Puckett	.314	137	538	83	169	277	39	0	23	99	56	89	3	15
Raabe	.214	6	14	4	3	3	0	0	0	1	1	0	0	0
Reboulet	.292	87	216	39	63	86	11	0	4	23	27	34	1	3
Stahoviak	.266	94	263	28	70	98	19	0	3	23	30	61	5	3
Walbeck	.257	115	393	40	101	124	18	1	1	44	25	71	3	11
TOTALS	**.279**	**144**	**5005**	**703**	**1398**	**2096**	**270**	**34**	**120**	**662**	**471**	**916**	**105**	**152**

Pitching: (28th in Majors)

PLAYER	W	L	ERA	G	GS	CG	SHO	SV	IP	H	R	ER	HR	BB	SO
Aguilera	1	1	2.52	22	0	0	0	12	25.0	20	7	7	2	6	29
Campbell	0	0	4.66	6	0	0	0	0	9.2	8	5	5	0	5	5
Erickson	4	6	5.95	15	15	0	0	0	87.2	102	61	58	11	32	45
Guardado	4	9	5.12	51	5	0	0	2	91.1	99	54	52	13	45	71
Guthrie	5	3	4.46	36	0	0	0	0	42.1	47	22	21	5	16	48
Harris	0	5	8.82	7	6	0	0	0	32.2	50	35	32	5	16	21
Hawkins	2	3	8.67	6	6	1	0	0	27.0	39	29	26	3	12	9
Horsman	0	0	7.00	6	0	0	0	0	9.0	12	8	7	2	4	4
Klingenbeck	0	2	8.57	18	4	0	0	0	48.1	69	48	46	16	24	27
Mahomes	4	10	6.37	47	7	0	0	3	94.2	100	74	67	22	47	67
Munoz, O	2	1	5.60	10	3	0	0	0	35.1	40	28	22	6	17	25
Parra	1	5	7.59	12	12	0	0	0	61.2	83	59	52	11	22	29
Radke	11	14	5.32	29	28	2	1	0	181.0	195	112	107	32	47	75
Robertson	2	0	3.83	25	4	1	0	0	51.2	48	28	22	4	31	38
Rodriguez	5	6	5.38	16	16	0	0	0	90.1	93	64	54	8	47	45
Sanford	0	0	5.30	11	0	0	0	0	18.2	16	11	11	7	16	17
Schullstrom	0	0	6.89	37	0	0	0	0	47.0	66	36	36	8	22	21
Stevens	5	4	5.07	56	0	0	0	10	65.2	74	40	37	14	32	47
Tapani	6	11	4.92	20	20	3	1	0	133.2	155	79	73	21	34	88
Trombley	4	8	5.62	20	18	0	0	0	97.2	107	68	61	18	42	68
Watkins	0	0	5.40	27	0	0	0	0	21.2	22	14	13	2	11	11
Willis	0	0	94.50	3	0	0	0	0	0.2	5	7	7	0	5	0
TOTALS	**56**	**88**	**5.76**	**144**		**7**	**2**	**27**	**1272.2**	**1450**	**889**	**815**	**210**	**533**	**790**

TEN-OR-MORE YEARS WITH TWINS

PLAYER	YEARS
Tony Oliva	15 (1962-76)
Harmon Killebrew	14 (1961-74)
Kent Hrbek	14 (1981-94)
Jim Kaat	13 (1961-73)
Joe Mauer	**13 (2004-present)**
Randy Bush	12 (1982-93)
Rod Carew	12 (1967-78)
Torii Hunter	12 (1997-2007, 2015)
Kirby Puckett	12 (1984-95)
Brad Radke	12 (1995-06)
Eddie Guardado	12 (1993-03, 08)
Rick Aguilera	11 (1989-99)

PLAYER	YEARS
Bert Blyleven	11 (1970-76, 85-88)
Denny Hocking	11 (1993-03)
Justin Morneau	11 (2003-13)
Michael Cuddyer	11 (2001-11)
Glen Perkins	**11 (2006-present)**
Bob Allison	10 (1961-70)
Greg Gagne	10 (1983-92)
Gary Gaetti	10 (1981-90)
Jim Perry	10 (1963-72)
Rich Reese	10 (1964-73)
Roy Smalley	10 (1976-82, 85-87)

1996 TWINS STATISTICS

Batting: (3rd in A.L.)

PLAYER	AVG	G	AB	R	H	TB	2B	3B	HR	RBI	BB	SO	SB	GDP
Becker	.291	148	525	92	153	228	31	4	12	71	68	118	19	14
Brede	.300	10	20	2	6	8	0	1	0	2	1	5	0	1
Coomer	.296	95	233	34	69	119	12	1	12	41	17	24	3	10
Cordova	.309	145	569	97	176	272	46	1	16	111	53	96	11	18
Durant	.210	40	81	15	17	20	3	0	0	5	10	15	3	2
Hale	.276	85	87	8	24	32	5	0	1	16	10	6	0	3
Hocking	.197	49	127	16	25	34	6	0	1	10	8	24	3	3
Hollins	.242	121	422	71	102	167	26	0	13	53	71	102	6	9
Kelly	.323	98	322	41	104	147	17	4	6	47	23	53	10	17
Knoblauch	.341	153	578	140	197	299	35	14	13	72	98	74	45	9
Lawton	.258	79	252	34	65	92	7	1	6	42	28	28	4	6
Meares	.267	152	517	66	138	202	26	7	8	67	17	90	9	19
Molitor	.341	161	660	99	225	309	41	8	9	113	56	72	18	21
Myers	.286	97	329	37	94	140	22	3	6	47	19	52	0	11
Quinlan	.000	4	6	0	0	0	0	0	0	0	0	3	0	0
Raabe	.222	7	9	0	2	2	0	0	0	1	0	1	0	0
Reboulet	.222	107	234	20	52	61	9	0	0	23	25	34	4	10
Stahoviak	.284	130	405	72	115	190	30	3	13	61	59	114	3	9
Walbeck	.223	63	215	25	48	64	10	0	2	24	9	34	3	6
Walker	.256	25	82	8	21	27	6	0	0	6	4	13	2	4
TOTALS	**.288**	**162**	**5673**	**877**	**1633**	**2413**	**332**	**47**	**118**	**812**	**576**	**958**	**143**	**172**

Pitching: (12th in A.L.)

PLAYER	W	L	ERA	G	GS	CG	SHO	SV	IP	H	R	ER	HR	BB	SO
Aguilera	8	6	5.42	19	19	2	0	0	111.1	124	69	67	20	27	83
Aldred	6	5	5.09	25	17	0	0	0	122.0	134	73	69	20	42	75
Bennett	2	0	7.90	24	0	0	0	1	27.1	33	24	24	7	16	13
Guardado	6	5	5.25	83	0	0	0	4	73.2	61	45	43	12	33	74
Hansell	3	0	5.69	50	0	0	0	3	74.1	83	48	47	14	31	46
Hawkins	1	1	8.20	7	6	0	0	0	26.1	42	24	24	8	9	24
Klingenbeck	1	1	7.85	10	3	0	0	0	28.2	42	28	25	5	10	15
Mahomes	1	4	7.20	20	5	0	0	0	45.0	63	38	36	10	27	30
Milchin	2	1	8.31	26	0	0	0	0	21.2	31	21	20	6	12	19
Miller	1	2	9.23	7	7	0	0	0	26.1	45	29	27	7	9	15
Naulty	3	2	3.79	49	0	0	0	4	57.0	43	26	24	5	35	56
Parra	5	5	6.04	27	5	0	0	0	70.0	88	48	47	15	27	50
Radke	11	16	4.46	35	35	3	0	0	232.0	231	125	115	40	57	148
Roberton	7	17	5.12	36	31	5	3	0	186.1	197	113	106	22	116	114
Rodriguez	13	14	5.05	38	33	3	0	2	206.2	218	129	116	27	78	110
Serafini	0	1	10.38	1	1	0	0	0	4.1	7	5	5	1	2	1
Stevens	3	3	4.66	49	0	0	0	11	58.0	58	31	30	12	25	29
Trombley	5	1	3.01	43	0	0	0	6	68.2	61	24	23	2	25	57
TOTALS	**78**	**84**	**5.28**	**162**		**13**	**5**	**31**	**1439.2**	**1561**	**900**	**844**	**233**	**581**	**959**

1997 TWINS STATISTICS

Batting: (3rd in A.L.)

PLAYER	AVG	G	AB	R	H	TB	2B	3B	HR	RBI	BB	SO	SB	GDP
Becker	.264	132	443	61	117	175	22	3	10	45	62	130	17	4
Brede	.274	61	190	25	52	74	11	1	3	21	21	38	7	1
Colbrunn	.281	70	217	24	61	90	14	0	5	26	8	38	1	7
Coomer	.298	140	523	63	156	229	30	2	13	85	22	91	4	11
Cordova	.246	103	378	44	93	164	18	4	15	51	30	92	5	13
Hocking	.257	115	253	28	65	91	12	4	2	25	18	51	3	6
Hunter	....	1	0	0	0	0	0	0	0	0	0	0	0	0
Jackson	.254	49	130	19	33	46	2	1	3	21	4	21	2	2
Kelly	.287	75	247	39	71	109	19	2	5	37	17	50	7	4
Knoblauch	.291	156	611	117	178	251	26	10	9	58	84	84	62	11
Latham	.182	15	22	4	4	5	1	0	0	1	0	8	0	0
Lawton	.248	142	460	74	114	191	29	3	14	60	76	81	7	7
Meares	.276	134	439	63	121	180	23	3	10	60	18	86	7	9
Miller,D	.273	25	66	5	18	25	1	0	2	13	2	12	0	2
Molitor	.305	135	538	63	164	234	32	4	10	89	45	73	11	8
Myers	.267	62	165	24	44	72	11	1	5	28	16	29	0	4
Ortiz	.327	15	49	10	16	22	3	0	1	6	2	19	0	1
Stahoviak	.229	91	275	33	63	110	17	0	10	33	24	73	5	7
Steinbach	.248	122	447	60	111	176	27	1	12	54	35	106	6	14
Valentin	.286	4	7	1	2	2	0	0	0	0	0	3	0	0
Walker	.237	52	156	15	37	55	7	1	3	16	11	30	7	5
Pitchers	.111	162	18	0	2	2	0	0	0	1	0	6	0	1
TOTALS	**.270**	**162**	**5634**	**772**	**1522**	**2303**	**305**	**40**	**132**	**730**	**495**	**1121**	**151**	**117**

Pitching: (12th in A.L.)

PLAYER	W	L	ERA	G	GS	CG	SHO	SV	IP	H	R	ER	HR	BB	SO
Aguilera	5	4	3.82	61	0	0	0	26	68.1	65	29	29	9	22	68
Aldred	2	10	7.68	17	15	0	0	0	77.1	102	66	66	20	28	33
Bowers	0	3	8.05	5	5	0	0	0	19.0	27	20	17	2	8	7
Guardado	0	4	3.91	69	0	0	0	1	46.0	45	23	20	7	17	54
Hawkins	6	12	5.84	20	20	0	0	0	103.1	134	71	67	19	47	58
Jarvis	0	0	12.46	6	2	0	0	0	13.0	23	18	18	4	8	9
Miller,T	1	5	7.63	13	7	0	0	0	48.1	64	49	41	8	23	26
Naulty	1	1	5.87	29	0	0	0	1	30.2	29	20	20	8	10	23
Olson	0	0	18.36	11	0	0	0	0	8.1	19	17	17	0	11	6
Radke	20	10	3.87	35	35	4	1	0	239.2	238	114	103	28	48	174
Ritchie	2	3	4.58	42	0	0	0	0	74.2	87	41	38	11	28	44
Robertson	8	12	5.69	31	26	0	0	0	147.0	169	105	93	19	70	69
Rodriguez	3	6	4.62	43	15	0	0	0	142.1	147	82	73	12	60	65
Serafini	2	1	3.42	6	4	1	0	0	26.1	27	11	10	1	11	15
Stevens	1	3	9	6	6	0	0	0	23.0	41	23	23	8	17	16
Swindell	7	4	3.58	65	1	0	0	1	115.2	102	46	46	12	25	75
Tewksbury	8	13	4.22	26	26	5	2	0	168.2	200	83	79	12	31	92
Trombley	2	3	4.37	67	0	0	0	1	82.1	77	43	40	7	31	74
TOTALS	**68**	**94**	**5.00**	**162**		**10**	**4**	**30**	**1434.0**	**1596**	**861**	**796**	**187**	**495**	**908**

1998 TWINS STATISTICS

Batting: (9th in A.L.)

PLAYER	AVG	G	AB	R	H	TB	2B	3B	HR	RBI	BB	SO	SB	GDP
Coomer	.276	137	529	54	146	215	22	1	15	72	18	72	2	22
Cordova	.253	119	438	52	111	165	20	2	10	69	50	103	3	14
Gates	.249	107	333	31	83	107	15	0	3	42	36	46	3	6
Hocking	.202	110	198	32	40	57	6	1	3	15	16	44	2	2
Hunter	.235	6	17	0	4	5	1	0	0	2	2	6	0	1
Koskie	.138	11	29	2	4	7	0	0	1	2	2	10	0	0
Latham	.160	34	94	14	15	19	1	0	1	5	13	36	4	0
Lawton	.278	152	557	91	155	266	36	6	21	77	86	64	16	10
Meares	.260	149	543	56	141	200	26	3	9	70	24	86	7	12
Merced	.289	63	204	22	59	86	12	0	5	33	17	29	1	4
Mientkiewicz	.200	8	25	1	5	6	1	0	0	2	4	3	1	0
Molitor	.281	126	502	75	141	192	29	5	4	69	45	41	9	19
Nixon	.297	110	448	71	133	154	6	6	1	20	44	56	37	14
Ochoa	.257	94	249	35	64	88	14	2	2	25	10	35	6	7
Ortiz	.277	86	278	47	77	124	20	0	9	46	39	72	1	8
Pierzynski	.300	7	10	1	3	3	0	0	0	1	1	2	0	0
Shave	.250	19	40	7	10	16	3	0	1	5	3	10	1	0
Stahoviak	.105	9	19	1	2	5	0	0	1	1	0	7	0	0
Steinbach	.242	124	422	45	102	173	25	2	14	54	38	89	0	16
Valentin	.198	55	162	11	32	50	7	1	3	18	11	30	0	7
Walker	.316	143	528	84	167	250	41	3	12	62	47	65	19	13
Pitchers	.313	162	16	1	5	5	0	0	0	1	0	9	0	0
TOTALS	**.266**	**162**	**5641**	**734**	**1499**	**2193**	**285**	**32**	**115**	**691**	**506**	**915**	**112**	**155**

Pitching: (8th in A.L.)

PLAYER	W	L	ERA	G	GS	CG	SHO	SV	IP	H	R	ER	HR	BB	SO
Aguilera	4	9	4.24	68	0	0	0	38	74.1	75	35	35	8	15	57
Baptist	0	1	5.67	13	0	0	0	0	27.0	34	18	17	5	11	11
Carrasco	4	2	4.38	63	0	0	0	1	61.2	75	30	30	4	31	46
Guardado	3	1	4.52	79	0	0	0	0	65.2	66	34	33	10	28	53
Hawkins	7	14	5.25	33	33	0	0	0	190.1	227	126	111	27	61	105
Miller	0	2	3.86	14	0	0	0	0	23.1	25	10	10	0	11	23
Milton	8	14	5.64	32	32	1	0	0	172.1	195	113	108	25	70	107
Morgan	4	2	3.49	18	17	0	0	0	98.0	108	41	38	13	24	50
Naulty	0	2	4.94	19	0	0	0	0	23.2	25	16	13	3	10	15
Radke	12	14	4.30	32	32	5	1	0	213.2	238	109	102	23	43	146
Ritchie	0	0	5.63	15	0	0	0	0	24.0	30	17	15	1	9	21
Rodriguez	4	6	6.56	20	11	0	0	0	70.0	88	58	51	6	30	62
Sampson	1	0	1.56	6	2	0	0	0	17.1	10	3	3	0	6	16
Serafini	7	4	6.48	28	9	0	0	0	75.0	95	58	54	10	29	46
Swindell	3	3	3.66	52	0	0	0	2	66.1	67	27	27	10	18	45
Tewksbury	7	13	4.79	26	25	1	0	0	148.1	174	82	79	19	20	60
Trombley	6	5	3.63	77	1	0	0	1	96.2	90	41	39	16	41	89
TOTALS	**70**	**92**	**4.75**	**162**		**7**	**8**	**42**	**1447.2**	**1622**	**818**	**764**	**180**	**457**	**952**

1999 TWINS STATISTICS

Batting: (11th in A.L.)

PLAYER	AVG	G	AB	R	H	TB	2B	3B	HR	RBI	BB	SO	SB	GDP
Allen	.277	137	481	69	133	190	21	3	10	46	37	89	14	10
Coomer	.263	127	467	53	123	198	25	1	16	65	30	69	2	16
Cordova	.285	124	425	62	121	197	28	3	14	70	48	96	13	22
Cummings	.263	16	38	1	10	13	0	0	1	9	3	7	2	0
Davidson	.136	12	22	3	3	3	0	0	0	3	0	4	2	2
Gates	.255	110	306	40	78	104	13	2	3	38	34	56	1	11
Guzman	.226	131	420	47	95	116	12	3	1	26	22	90	9	5
Hocking	.267	136	386	47	103	146	18	2	7	41	22	54	11	10
Hunter	.255	135	384	52	98	146	17	2	9	35	26	72	10	9
Jones	.289	95	322	54	93	148	24	2	9	44	17	63	3	7
Koskie	.310	117	342	42	106	160	21	0	11	58	40	72	4	6
Latham	.091	14	22	1	2	2	0	0	0	3	0	13	0	0
Lawton	.259	118	406	58	105	144	18	0	7	54	57	42	26	11
Mientkiewicz	.229	118	327	34	75	108	21	3	2	32	43	51	1	13
Ortiz	.000	10	20	1	0	0	0	0	0	0	5	12	0	2
Pierzynski	.273	9	22	3	6	8	2	0	0	3	1	4	0	0
Steinbach	.284	101	338	35	96	132	16	4	4	42	38	54	2	10
Valentin	.248	78	218	22	54	83	12	1	5	28	22	39	0	2
Walker	.279	143	531	62	148	211	37	4	6	46	52	83	18	15
Pitchers	.056	161	18	0	1	1	0	0	0	0	3	8	0	0
TOTALS	**.264**	**161**	**5495**	**686**	**1450**	**2110**	**285**	**30**	**105**	**643**	**500**	**978**	**118**	**151**

Pitching: (9th in A.L.)

PLAYER	W	L	ERA	G	GS	CG	SHO	SV	IP	H	R	ER	HR	BB	SO
Aguilera	3	1	1.27	17	0	0	0	6	21.1	10	3	3	2	2	13
Carrasco	2	3	4.96	39	0	0	0	1	49.0	48	29	27	3	18	35
Guardado	2	5	4.50	63	0	0	0	2	48.0	37	24	24	6	25	50
Hawkins	10	14	6.66	33	33	1	0	0	174.1	238	136	129	29	60	103
Lincoln	3	10	6.84	18	15	0	0	0	76.1	102	59	58	11	26	27
Mays	6	11	4.37	49	20	2	1	0	171.0	179	92	83	24	67	115
Miller	2	2	2.72	52	0	0	0	0	49.2	55	19	15	3	16	40
Milton	7	11	4.49	34	34	5	2	0	206.1	190	111	103	28	63	163
Perkins	1	7	6.54	29	12	0	0	0	86.2	117	69	63	14	43	44
Radke	12	14	3.75	33	33	4	0	0	218.2	239	97	91	28	44	121
Radlosky	0	1	12.46	7	0	0	0	0	8.2	15	12	12	7	4	3
Rath	0	1	11.57	5	1	0	0	0	4.2	6	6	6	1	5	1
Redman	1	0	8.53	5	1	0	0	0	12.2	17	13	12	3	7	11
Romero	0	0	3.72	5	0	0	0	0	9.2	13	4	4	0	0	4
Ryan	1	4	4.87	8	8	1	0	0	40.2	46	23	22	9	17	15
Sampson	3	2	8.11	30	4	0	0	0	71.0	107	65	64	17	34	56
Trombley	2	8	4.33	75	0	0	0	24	87.1	93	42	42	15	28	82
Wells	8	3	3.81	76	0	0	0	1	87.1	79	41	37	8	28	44
TOTALS	**63**	**97**	**5.00**	**161**		**13**	**8**	**34**	**1423.1**	**1591**	**845**	**791**	**208**	**487**	**927**

2000 TWINS STATISTICS

Batting: (10th in A.L.)

PLAYER	AVG	G	AB	R	H	2B	3B	HR	RBI	SH	SF	HB	BB	SO	SB	CS	E	OBP
Allen	.300	15	50	2	15	3	0	0	7	0	1	1	3	14	0	2	0	.345
Ardoin	.125	15	32	4	4	1	0	1	5	0	0	0	8	10	0	0	1	.300
Barnes	.351	11	37	5	13	4	0	0	2	0	0	2	2	6	0	1	0	.415
Blake	.188	7	16	1	3	2	0	0	1	0	1	1	3	7	0	0	0	.333
Buchanan	.232	30	82	10	19	3	0	1	8	0	2	1	8	22	0	2	0	.301
Canizaro	.269	102	346	43	93	21	1	7	40	0	0	1	24	57	4	2	6	.318
Coomer	.270	140	544	64	147	29	1	16	82	0	5	4	36	50	2	0	5	.317
Cummings	.276	77	181	28	50	10	0	4	22	1	0	3	11	25	0	0	0	.328
Guzman	.247	156	631	89	156	25	20	8	54	7	4	2	46	101	28	10	22	.299
Hocking	.298	134	373	52	111	24	4	4	47	7	5	0	48	77	7	5	5	.373
Hunter	.280	99	336	44	94	14	7	5	44	0	2	2	18	68	4	3	3	.318
Huskey	.223	64	215	22	48	13	0	5	27	0	3	2	25	49	0	2	3	.306
Jensen	.209	52	139	16	29	7	1	3	14	1	0	0	24	36	0	1	2	.325
Jones	.285	154	523	66	149	26	5	19	76	1	0	0	26	111	7	5	2	.319
Koskie	.300	146	474	79	142	32	4	9	65	1	3	4	77	104	5	4	12	.400
Lawton	.305	156	561	84	171	44	2	13	88	0	5	7	91	63	23	7	5	.405
Lecroy	.174	56	167	18	29	10	0	5	17	1	3	2	17	38	0	0	4	.254
Maxwell	.243	64	111	14	27	6	0	1	11	0	3	1	9	32	2	1	6	.298
Mientkiewicz	.429	3	14	0	6	0	0	0	4	0	1	0	0	0	0	0	0	.400
Moeller	.211	48	128	13	27	3	1	1	9	1	1	0	9	33	1	0	6	.261
Ortiz	.282	130	415	59	117	36	1	10	63	0	6	0	57	81	1	0	1	.364
Pierzynski	.307	33	88	12	27	5	1	2	11	0	1	2	5	14	1	0	0	.354
Rivas	.310	16	58	8	18	4	1	0	6	2	2	0	2	4	2	0	1	.323
Walker	.234	23	77	14	18	1	0	2	8	0	3	0	7	10	3	0	4	.287
Pitchers	.176	162	17	1	3	2	0	0	0	2	0	0	0	9	0	0	14	.176
TOTALS	**.270**	**162**	**5615**	**748**	**1516**	**325**	**49**	**116**	**711**	**24**	**51**	**35**	**556**	**1021**	**90**	**45**	**102**	**.337**

Pitching: (11th in A.L.)

PLAYER	W	L	ERA	G	GS	CG	SH	SV	IP	H	R	ER	HR	HB	BB	SO	WP	BK	BAA
Bergman	4	5	9.66	15	14	0	0	0	68.0	111	76	73	18	2	33	35	2	0	.374
Carrasco	4	3	4.25	61	0	0	0	1	72.0	75	38	34	6	3	33	57	14	0	.271
Cressend	0	0	5.27	11	0	0	0	0	13.2	20	8	8	0	0	6	6	0	0	.364
Guardado	7	4	3.94	70	0	0	0	9	61.2	55	27	27	14	1	25	52	1	1	.238
Hawkins	2	5	3.39	66	0	0	0	14	87.2	85	34	33	7	1	32	59	6	0	.256
Kinney	2	2	5.10	8	8	0	0	0	42.1	41	26	24	7	0	25	24	4	0	.261
Lincoln	0	3	10.89	8	4	0	0	0	20.2	36	25	25	10	2	13	15	1	0	.383
Mays	7	15	5.56	31	28	2	1	0	160.1	193	105	99	20	2	67	102	11	0	.299
Miller	2	3	3.90	67	0	0	0	1	67.0	83	35	29	4	1	32	62	2	0	.297
Milton	13	10	4.86	33	33	0	0	0	200.0	205	123	108	35	7	44	160	5	0	.260
Mota	0	0	8.44	4	0	0	0	0	5.1	10	5	5	1	0	1	3	1	0	.370
Radke	12	16	4.45	34	34	4	1	0	226.2	261	119	112	27	5	51	141	5	0	.286
Redman	12	9	4.76	32	24	0	0	0	151.1	168	81	80	22	3	45	117	6	0	.281
Romero	2	7	7.02	12	11	0	0	0	57.2	72	51	45	8	1	30	50	2	1	.312
Ryan	0	1	7.62	16	1	0	0	0	26.0	37	24	22	8	1	10	19	2	0	.330
Santana	2	3	6.49	30	5	0	0	0	86.0	102	64	62	11	2	54	64	5	2	.302
Wells	0	7	3.65	76	0	0	0	10	86.1	80	39	35	14	4	15	76	1	0	.247
TOTALS	**69**	**93**	**5.14**	**162**		**6**	**4**	**35**	**1432.2**	**1634**	**880**	**819**	**212**	**35**	**516**	**1042**	**68**	**4**	**.287**

2001 TWINS STATISTICS

Batting: (4th in A.L.)

PLAYER	AVG	G	AB	R	H	2B	3B	HR	RBI	SH	SF	HB	BB	SO	SB	CS	E	OBP
Allen	.263	57	175	20	46	13	2	4	20	0	1	0	19	37	1	2	2	.333
Barnes	.048	7	21	1	1	0	0	0	0	0	0	1	1	3	0	0	2	.130
Blake	.318	10	22	1	7	1	0	0	2	0	0	0	3	8	1	0	1	.400
Buchanan	.274	69	197	28	54	12	0	10	32	0	1	2	19	58	1	1	2	.342
Cuddyer	.222	8	18	1	4	2	0	0	1	0	0	0	2	6	1	0	1	.300
Guzman	.302	118	493	80	149	28	14	10	51	8	0	5	21	78	25	8	21	.337
Hocking	.251	112	327	34	82	16	2	3	25	4	1	2	29	67	6	1	5	.315
Hunter	.261	148	564	82	147	32	5	27	92	1	1	8	29	125	9	6	4	.306
Jones	.276	149	475	57	131	25	0	14	49	2	0	3	39	92	12	9	5	.335
Kielty	.250	37	104	8	26	8	0	2	14	0	5	1	8	25	3	0	3	.297
Koskie	.276	153	562	100	155	37	2	26	103	0	7	12	68	118	27	6	15	.362
Lawton	.293	103	376	71	110	25	0	10	51	0	2	3	63	46	19	6	4	.396
LeCroy	.425	15	40	6	17	5	0	3	12	0	1	1	0	8	0	1	0	.429
Maxwell	.191	39	68	4	13	4	0	1	10	1	0	0	9	23	2	0	2	.286
McCracken	.219	24	64	7	14	2	2	0	3	1	0	0	5	13	0	1	0	.275
Mientkiewicz	.306	151	543	77	166	39	1	15	74	0	7	9	67	92	2	6	4	.387
Mohr	.235	20	51	6	12	2	0	0	4	0	1	0	5	17	1	1	0	.298
Ortiz	.234	89	303	46	71	17	1	18	48	1	2	1	40	68	1	0	0	.324
Pierzynski	.289	114	381	51	110	33	2	7	55	1	3	4	16	57	1	7	10	.322
Prince	.219	64	196	19	43	4	1	7	23	0	1	6	12	39	3	1	0	.284
Rivas	.266	153	563	70	150	21	6	7	47	5	5	6	40	99	31	11	15	.319
Pitchers	.353	19	17	2	6	2	0	0	1	1	0	0	0	4	0	0	1	.353
TOTALS	**.272**	**162**	**5560**	**771**	**1514**	**328**	**38**	**164**	**717**	**25**	**38**	**64**	**495**	**1083**	**146**	**67**	**96**	**.337**

TWINS POSTSEASON CLINCHING DATES

YEAR	GAME	DATE	DETAILS
1965	157	September 26	Twins defeated Washington 2-1 at Washington
1969	153	September 22	Twins defeated Kansas City 4-3 at Kansas City
1970	154	September 22	Twins defeated Oakland 5-3 at Oakland
1987	157	September 28	Twins defeated Texas 5-3 at Texas
1991	155	September 29	Twins lost 2-1 at Toronto while Chicago lost 2-1 to Seattle
2002	150	September 15	Twins won 5-0 at Cleveland while Chicago lost 8-4 to New York
2003	157	September 23	Twins won 4-1 vs. Cleveland while Chicago and Kansas City lost
2004	150	September 20	Twins defeated Chicago 8-2 at Chicago
2006	162	September 25	Twins defeated Kansas City 3-2 to clinch a playoff spot, eventually Division title on 10/1
2009	163	October 6	Twins defeated Detroit 6-5 in 12 innings in Central Division Tiebreaker game
2010	151	September 21	Twins defeat Cleveland 6-4, 91st win of season, Gardenhire's 800th career win

2001 TWINS STATISTICS

Pitching: (7th in A.L.)

PLAYER	W	L	ERA	G	GS	CG	SH	SV	IP	H	R	ER	HR	HB	BB	SO	WP	BK	BAA
Balfour	0	0	13.50	2	0	0	0	0	2.2	3	4	4	2	0	3	2	0	0	.333
Carrasco	4	3	4.64	56	0	0	0	1	73.2	77	40	38	8	0	30	70	7	1	.277
Cressend	3	2	3.67	44	0	0	0	0	56.1	50	24	23	6	1	16	40	2	0	.237
Duvall	0	0	7.71	8	0	0	0	0	4.2	7	4	4	1	0	2	4	1	0	.368
Fiore	0	1	5.68	4	0	0	0	0	6.1	5	4	4	0	0	2	5	0	0	.208
Guardado	7	1	3.51	67	0	0	0	12	66.2	47	27	26	5	1	23	67	4	0	.197
Hawkins	1	5	5.96	62	0	0	0	28	51.1	59	34	34	3	1	39	36	7	0	.291
Johnson	1	2	8.28	7	4	0	0	0	25.0	32	25	23	6	5	13	17	1	0	.323
Jones	1	0	3.26	24	0	0	0	2	19.1	27	8	7	3	0	7	15	0	0	.333
Lohse	4	7	5.68	19	16	0	0	0	90.1	102	60	57	16	8	29	64	5	0	.284
Mays	17	13	3.16	34	34	4	2	0	233.2	205	87	82	25	5	64	123	11	0	.235
Miller	1	4	4.81	45	0	0	0	0	48.2	54	30	26	5	1	20	30	1	0	.283
Milton	15	7	4.32	35	34	2	1	0	220.2	222	109	106	35	5	61	157	2	0	.257
Radke	15	11	3.94	33	33	6	2	0	226.0	235	105	99	24	10	26	137	4	1	.271
Redman	2	4	4.22	9	9	0	0	0	49.0	57	26	23	6	0	19	29	6	0	.286
Reed	4	6	5.19	12	12	0	0	0	67.2	92	45	39	12	4	14	43	1	0	.325
Rincon	0	0	6.35	4	0	0	0	0	5.2	7	5	4	1	0	5	4	0	0	.318
Romero	1	4	6.23	14	11	0	0	0	65.0	71	48	45	10	1	24	39	1	0	.277
Santana	1	0	4.74	15	4	0	0	0	43.2	50	25	23	6	3	16	28	3	0	.292
Thomas	0	2	9.37	5	5	0	0	0	16.1	20	17	17	6	1	14	6	2	0	.303
Wells	8	5	5.11	65	0	0	0	2	68.2	72	39	39	12	10	18	49	0	0	.273
TOTALS	**85**	**77**	**4.51**	**162**		**12**	**8**	**45**	**1441.1**	**1494**	**766**	**723**	**192**	**56**	**445**	**965**	**58**	**2**	**.268**

2002 TWINS STATISTICS

Batting: (5th in A.L.)

PLAYER	AVG	G	AB	R	H	2B	3B	HR	RBI	SH	SF	HB	BB	SO	SB	CS	E	OBP
Blake	.200	9	20	2	4	1	0	0	1	0	0	0	2	7	0	0	2	.273
Buchanan	.252	44	135	19	34	5	1	5	15	0	0	2	6	33	2	1	0	.294
Canizaro	.214	38	112	14	24	8	1	0	11	1	2	1	10	22	0	1	3	.280
Cuddyer	.259	41	112	12	29	7	0	4	13	1	1	1	8	30	2	0	1	.311
Guzman	.273	148	623	80	170	31	6	9	59	8	6	2	17	79	12	13	12	.292
Hocking	.250	102	260	28	65	13	0	2	25	4	5	1	24	44	0	2	10	.310
Hunter	.289	148	561	89	162	37	4	29	94	0	3	5	35	118	23	8	3	.334
Jones	.300	149	577	96	173	37	2	27	85	4	6	2	37	129	6	7	5	.341
Kielty	.291	112	289	49	84	14	3	12	46	0	2	5	52	66	4	1	0	.405
Koskie	.267	140	490	71	131	37	3	15	69	0	5	9	72	127	10	11	12	.368
Lamb	.100	7	10	0	1	0	0	0	0	0	0	0	0	2	0	0	0	.100
Lecroy	.260	63	181	19	47	11	1	7	27	0	2	0	13	38	0	2	1	.306
Mientkiewicz	.261	143	467	60	122	29	1	10	64	0	7	6	74	69	1	2	5	.365
Mohr	.269	120	383	55	103	23	2	12	45	2	0	1	31	86	6	3	2	.325
Morris	.000	4	7	0	0	0	0	0	0	0	0	0	0	1	0	0	0	.000
Ortiz	.272	125	412	52	112	32	1	20	75	0	8	3	43	87	1	2	1	.339
Pierzynski	.300	130	440	54	132	31	6	6	49	2	3	11	13	61	1	2	3	.334
Prince	.224	51	125	14	28	7	1	4	16	3	2	4	14	26	1	3	1	.317
Restovich	.308	8	13	3	4	0	0	1	1	0	0	0	1	4	1	0	0	.357
Rivas	.256	93	316	46	81	23	4	4	35	8	0	3	19	51	9	4	5	.305
Ryan	.091	7	11	3	1	0	0	0	0	0	0	0	0	2	0	0	0	.091
Sears	.333	7	12	2	4	2	0	0	0	0	0	0	0	1	0	0	0	.333
Valentin	.500	4	4	0	2	0	0	0	0	0	0	0	0	0	0	0	0	.500
Pitchers	.227	161	22	0	5	0	0	0	1	1	0	0	1	6	0	0	8	.261
TOTALS	**.272**	**161**	**5582**	**768**	**1518**	**348**	**36**	**167**	**731**	**34**	**52**	**56**	**472**	**1089**	**79**	**62**	**74**	**.332**

Pitching: (6th in A.L.)

PLAYER	W	L	ERA	G	GS	CG	SH	SV	IP	H	R	ER	HR	HB	BB	SO	WP	BK	BAA
Cressend	0	1	5.91	23	0	0	0	0	32.0	40	25	21	6	1	19	22	1	0	.305
Fiore	10	3	3.16	48	2	0	0	0	91.0	74	32	32	10	5	43	55	2	0	.224
Frederick	0	0	10.03	8	0	0	0	0	11.2	13	13	13	3	0	10	5	2	0	.283
Guardado	1	3	2.93	68	0	0	0	45	67.2	53	22	22	9	1	18	70	0	0	.215
Hawkins	6	0	2.13	65	0	0	0	0	80.1	63	23	19	5	0	15	63	5	0	.217
Jackson	2	3	3.27	58	0	0	0	0	55.0	59	20	20	5	4	13	29	2	0	.284
Kinney	2	7	4.64	14	12	0	0	0	66.0	78	39	34	13	1	33	45	5	0	.295
Lohse	13	8	4.23	32	31	1	1	0	180.2	181	92	85	26	9	70	124	8	0	.259
Mays	4	8	5.38	17	17	1	1	0	95.1	113	60	57	14	2	25	38	6	0	.292
Miller	0	0	4.50	5	0	0	0	0	4.0	5	2	2	0	0	2	3	0	0	.294
Milton	13	9	4.84	29	29	2	1	0	171.0	173	96	92	24	3	30	121	4	0	.258
Radke	9	5	4.72	21	21	2	1	0	118.1	124	64	62	12	7	20	62	0	0	.272
Reed	15	7	3.78	33	32	2	1	0	188.0	192	89	79	32	6	26	121	1	1	.259
Rincon	0	2	6.28	10	3	0	0	0	28.2	44	23	20	5	0	9	21	2	0	.352
Rodriguez	0	1	14.73	4	0	0	0	0	3.2	8	6	6	0	0	4	1	0	0	.421
Romero	9	2	1.89	81	0	0	0	1	81.0	62	17	17	3	4	36	76	9	0	.213
Santana	8	6	2.99	27	14	0	0	1	108.1	84	41	36	7	1	49	137	15	2	.212
Trombley	0	1	15.75	5	0	0	0	0	4.0	10	7	7	2	0	1	3	0	0	.455
Wells	2	1	5.90	48	0	0	0	0	58.0	78	41	38	8	1	16	30	0	0	.325
TOTALS	**94**	**67**	**4.12**	**161**		**8**	**9**	**47**	**1444.2**	**1454**	**712**	**662**	**184**	**45**	**439**	**1026**	**62**	**3**	**.261**

TWINS PITCHERS AT THE PLATE*

PITCHER	DATE	OPPONENT	OPPOSING PITCHER	RESULT
Vic Albury	7-12-75	at New York-AL	Pat Dobson	Strikeout
Bill Campbell	7-12-75	at New York-AL	Pat Dobson	Strikeout
Ray Fontenot	8-24-86	Toronto	Tom Henke	Strikeout
Allan Anderson#	6-13-89	Seattle	Jerry Reed	Strikeout
Matt Garza	7-6-07	at Chicago-AL	Gavin Floyd	Strikeout, Groundout, Sac-Bunt
Bobby Korecky	5-19-08	Texas	Frank Francisco	Single
Kevin Correia#	8-2-13	Houston	Dallas Keuchel	Sacrifice Bunt

(*) since DH rule became effective in 1973 and non-interleague games
(#) pinch-hitter

2003 TWINS STATISTICS

Batting: (3rd in A.L.)

PLAYER	AVG	G	AB	R	H	2B	3B	HR	RBI	SH	SF	HB	BB	SO	SB	CS	E	OBP
Bowen	.100	7	10	0	1	0	0	0	1	0	1	0	0	4	0	0	1	.091
Cuddyer	.245	34	102	14	25	1	3	4	8	0	0	0	12	19	1	1	1	.325
Ford	.329	30	73	16	24	7	1	3	15	1	0	1	8	9	2	0	3	.402
Gomez	.251	53	175	14	44	9	3	1	15	2	1	0	7	13	2	1	3	.279
Guzman	.268	141	534	78	143	15	14	3	53	12	4	5	30	79	18	9	11	.311
Hocking	.239	69	188	22	45	10	2	3	22	3	3	0	15	37	0	1	3	.291
Hunter	.250	154	581	83	145	31	4	26	102	0	6	5	50	106	6	7	4	.312
Jones	.304	136	517	76	157	33	1	16	69	1	5	4	21	105	13	1	5	.333
Kielty	.252	75	238	40	60	13	0	9	32	0	1	3	42	56	6	2	2	.370
Koskie	.292	131	469	76	137	29	2	14	69	0	9	7	77	113	11	5	9	.393
Lecroy	.287	106	345	39	99	19	0	17	64	0	0	4	25	82	0	1	3	.342
Mientkiewicz	.300	138	487	67	146	38	1	11	65	2	6	5	74	55	4	1	4	.393
Mohr	.250	111	348	50	87	22	0	10	36	2	3	1	33	106	5	2	6	.314
Morneau	.226	40	106	14	24	4	0	4	16	0	0	0	9	30	0	0	1	.287
Pierzynski	.312	137	487	63	152	35	3	11	74	2	5	15	24	55	3	1	6	.360
Prieto	.091	7	11	1	1	0	0	0	0	0	0	0	0	4	0	0	0	.091
Prince	.200	19	40	5	8	2	0	2	5	2	0	2	5	7	1	0	0	.319
Restovich	.283	20	53	10	15	3	2	0	4	0	0	1	10	12	0	0	0	.406
Rivas	.259	134	475	69	123	16	9	8	43	8	3	5	30	65	17	7	10	.308
Ryan	.393	27	61	13	24	7	0	5	13	0	1	0	6	12	2	1	0	.441
Sears	.246	23	65	7	16	2	0	2	11	0	1	1	7	15	0	0	1	.324
Stewart	.322	65	270	43	87	22	0	6	38	2	3	4	25	36	3	4	1	.384
Pitchers	.200	162	20	1	4	0	0	0	0	5	0	0	2	7	0	0	13	.273
TOTALS	**.277**	**162**	**5655**	**801**	**1567**	**318**	**45**	**155**	**755**	**42**	**52**	**63**	**512**	**1027**	**94**	**44**	**74**	**.341**

Pitching: (7th in A.L.)

PLAYER	W	L	ERA	G	GS	CG	SH	SV	IP	H	R	ER	HR	HB	BB	SO	WP	BK	BAA
Baldwin	0	1	5.40	10	0	0	0	1	15.0	21	10	9	6	0	4	7	0	0	.333
Balfour	1	0	4.15	17	1	0	0	0	26.0	23	12	12	4	0	14	30	0	0	.235
Fetters	0	0	0.00	5	0	0	0	0	6.0	2	0	0	0	1	1	1	0	0	.100
Fiore	1	1	5.50	21	0	0	0	0	36.0	32	25	22	5	3	21	23	3	0	.242
Guardado	3	5	2.89	66	0	0	0	41	65.1	50	22	21	7	0	14	60	5	0	.207
Hawkins	9	3	1.86	74	0	0	0	2	77.1	69	20	16	4	1	15	75	5	0	.239
Johnson	0	1	47.25	2	0	0	0	0	1.1	8	8	7	1	0	1	0	1	0	.667
Lohse	14	11	4.61	33	33	2	1	0	201.0	211	107	103	28	5	45	130	10	1	.268
Mays	8	8	6.30	31	21	0	0	0	130.0	159	92	91	21	4	39	50	3	0	.302
Milton	1	0	2.65	3	3	0	0	0	17.0	15	5	5	2	0	1	7	0	0	.234
Nakamura	0	0	7.82	12	0	0	0	1	12.2	20	11	11	4	1	2	14	0	0	.339
Orosco	1	1	5.79	8	0	0	0	0	4.2	4	3	3	0	1	5	3	3	0	.235
Pulido	0	1	4.02	7	1	0	0	0	15.2	15	9	7	0	0	3	6	1	0	.254
Radke	14	10	4.49	33	33	3	1	0	212.1	242	111	106	32	5	28	120	0	0	.288
Reed	6	12	5.07	27	21	2	1	0	135.0	155	80	76	21	5	29	71	3	0	.285
Rincon	5	6	3.68	58	0	0	0	0	85.2	74	38	35	5	4	38	63	7	0	.231
Rogers	13	8	4.57	33	31	0	0	0	195.0	227	108	99	22	11	50	116	6	4	.292
Romero	2	0	5.00	73	0	0	0	0	63.0	66	37	35	7	6	42	50	9	2	.272
Santana	12	3	3.07	45	18	0	0	0	158.1	127	56	54	17	3	47	169	6	2	.216
Thomas	0	1	7.71	3	0	0	0	0	4.2	6	4	4	1	0	3	2	0	0	.316
TOTALS	**90**	**72**	**4.41**	**162**		**7**	**3**	**45**	**1462.0**	**1526**	**758**	**716**	**187**	**50**	**402**	**997**	**62**	**9**	**.268**

2004 TWINS STATISTICS

Batting: (11th in A.L.)

PLAYER	AVG	G	AB	R	H	2B	3B	HR	RBI	SH	SF	HB	BB	SO	SB	CS	E	OBP
Bartlett	.083	8	12	2	1	0	0	0	1	1	0	0	1	1	2	0	2	.154
Blanco	.206	114	315	36	65	19	1	10	37	11	3	3	21	56	0	3	7	.260
Borders	.286	19	42	3	12	4	0	0	5	1	0	1	0	10	2	0	3	.302
Bowen	.111	17	27	1	3	0	0	1	2	1	0	0	4	10	0	0	1	.226
Cuddyer	.263	115	339	49	89	22	1	12	45	2	1	3	37	74	5	5	10	.339
Ford	.299	154	569	89	170	31	4	15	72	2	7	13	67	75	20	2	4	.381
Guzman	.274	145	576	84	158	31	4	8	46	13	4	1	30	64	10	5	12	.309
Hunter	.271	138	520	79	141	37	0	23	81	0	2	7	40	101	21	7	4	.330
Jones	.254	151	555	69	141	22	1	24	80	2	1	10	40	117	13	10	2	.315
Koskie	.251	118	422	68	106	24	2	25	71	0	5	12	49	103	9	3	11	.342
Kubel	.300	23	60	10	18	2	0	2	7	0	1	0	6	9	1	1	0	.358
LeCroy	.269	88	264	25	71	14	0	9	39	0	2	5	16	60	0	0	5	.321
Mauer	.308	35	107	18	33	8	1	6	17	0	3	1	11	14	1	0	2	.369
Mientkiewicz	.246	78	284	34	70	18	0	5	25	2	1	3	38	38	2	2	4	.340
Morneau	.271	74	280	39	76	17	0	19	58	0	2	2	28	54	0	0	3	.340
Offerman	.256	77	172	22	44	14	2	2	22	1	0	0	29	31	1	1	3	.363
Ojeda	.339	30	59	16	20	1	0	2	7	2	1	0	10	3	1	1	2	.429
Prieto	.250	16	32	4	8	1	0	1	4	0	1	0	3	9	0	1	0	.306
Punto	.253	38	91	17	23	0	0	2	12	0	0	0	12	19	6	0	1	.340
Restovich	.255	29	47	9	12	3	0	2	6	0	0	0	4	10	0	0	0	.314
Rivas	.256	109	336	44	86	19	5	10	34	5	3	1	13	53	15	1	3	.283
Ryan	.239	36	71	9	17	2	1	0	7	0	0	0	4	16	1	1	1	.280
Stewart	.304	92	378	46	115	17	2	11	47	1	3	1	47	44	6	3	3	.380
Tiffee	.273	17	44	7	12	4	0	2	8	0	0	1	3	3	0	0	1	.333
Pitchers	.143	162	21	0	3	0	0	0	2	2	0	0	0	8	0	0	17	.143
TOTALS	**.266**	**162**	**5623**	**780**	**1494**	**310**	**24**	**191**	**735**	**46**	**40**	**64**	**513**	**982**	**116**	**46**	**101**	**.332**

YEAR TO YEAR

DID YOU *Know?*

...that Rich Rollins, Zoilo Versalles, Tony Oliva, Don Mincher and Harmon Killebrew each homered in the 7th inning, June 9, 1966 vs. Kansas City. The five home runs in an inning is an American League record.

2004 TWINS STATISTICS

Pitching: (1st in A.L.)

PLAYER	W	L	ERA	G	GS	CG	SH	SV	IP	H	R	ER	HR	HB	BB	SO	WP	BK	BAA
Balfour	4	1	4.35	36	0	0	0	0	39.1	35	19	19	4	2	21	42	3	0	.238
Beimel	0	0	43.20	3	0	0	0	0	1.2	8	8	8	1	0	2	2	0	0	.615
Crain	3	0	2.00	22	0	0	0	0	27.0	17	6	6	2	1	12	14	1	0	.179
Durbin	0	1	7.36	4	1	0	0	0	7.1	12	6	6	0	0	6	6	1	0	.387
Fultz	3	3	5.04	55	0	0	0	1	50.0	50	28	28	5	1	23	37	3	0	.267
Greisinger	2	5	6.18	12	9	0	0	0	51.0	68	40	35	12	2	15	36	1	0	.319
Guerrier	0	1	5.68	9	2	0	0	0	19.0	22	13	12	5	1	6	11	0	0	.293
Lohse	9	13	5.34	35	34	1	1	0	194.0	240	128	115	28	7	76	111	6	0	.305
Mulholland	5	9	5.18	39	15	0	0	0	123.1	163	76	71	17	5	33	60	2	0	.327
Nathan	1	2	1.62	73	0	0	0	44	72.1	48	14	13	3	2	23	89	5	0	.187
Pulido	0	0	8.74	6	0	0	0	0	11.1	16	13	11	2	1	4	9	0	0	.333
Radke	11	8	3.48	34	34	1	1	0	219.2	229	92	85	23	6	26	143	2	0	.267
Rincon	11	6	2.63	77	0	0	0	2	82.0	52	27	24	5	2	32	106	2	0	.181
Roa	2	3	4.50	48	0	0	0	0	70.0	84	38	35	9	5	24	47	1	0	.297
Romero	7	4	3.51	74	0	0	0	1	74.1	61	32	29	4	5	38	69	5	0	.224
Santana	20	6	2.61	34	34	1	1	0	228.0	156	70	66	24	9	54	265	7	0	.192
Silva	14	8	4.21	33	33	1	1	0	203.0	255	100	95	23	5	35	76	5	1	.310
Thomas	0	0	16.88	3	0	0	0	0	2.2	7	5	5	5	0	0	1	0	1	.500
TOTALS	**92**	**70**	**4.03**	**162**		**4**	**9**	**48**	**1476.0**	**1523**	**715**	**661**	**167**	**54**	**431**	**1123**	**45**	**1**	**.267**

2005 TWINS STATISTICS

Batting: (13th in A.L.)

PLAYER	AVG	G	AB	R	H	2B	3B	HR	RBI	SH	SF	HB	BB	SO	SB	CS	E	OBP
Abernathy	.239	24	67	5	16	1	0	1	6	3	1	1	7	9	2	0	2	.316
Bartlett	.241	74	224	33	54	10	1	3	16	2	1	4	21	37	4	0	7	.316
Boone	.170	14	53	3	9	0	0	0	3	0	0	1	4	13	0	0	2	.241
Castro	.257	97	272	27	70	18	1	5	33	9	2	0	9	39	0	1	9	.279
Cuddyer	.263	126	422	55	111	25	3	12	42	1	3	3	41	93	3	4	15	.330
Ford	.264	147	522	70	138	30	4	7	53	2	5	16	45	85	13	6	6	.338
Heintz	.200	8	25	1	5	3	0	0	2	0	0	0	1	6	0	0	0	.231
Hunter	.269	98	372	63	100	24	1	14	56	0	4	6	34	65	23	7	3	.337
Jones	.249	142	523	74	130	22	4	23	73	2	4	5	51	120	13	4	4	.319
LeCroy	.260	101	304	33	79	5	0	17	50	0	1	4	41	85	0	0	3	.354
Mauer	.294	131	489	61	144	26	2	9	55	0	3	1	61	64	13	1	5	.372
Miller	.000	5	12	0	0	0	0	0	0	0	0	0	0	2	0	0	0	.000
Morneau	.239	141	490	62	117	23	4	22	79	0	5	4	44	94	0	2	8	.304
Punto	.239	112	394	45	94	18	4	4	26	7	2	0	36	86	13	8	9	.301
Redmond	.311	45	148	17	46	9	0	1	26	2	0	3	6	14	0	0	0	.350
Rivas	.257	59	136	21	35	3	1	1	12	0	1	2	9	17	4	0	2	.311
Rodriguez	.269	79	175	21	47	10	2	2	20	6	3	1	18	23	2	2	3	.335
Ryan	.231	57	117	7	27	5	0	2	13	4	1	0	9	22	1	2	0	.283
Stewart	.274	132	551	69	151	27	3	10	56	1	5	8	34	73	7	5	4	.323
Tiffee	.207	54	150	9	31	8	1	1	15	0	1	0	8	15	1	0	6	.245
Tyner	.321	18	56	8	18	1	1	0	5	0	0	0	4	4	2	0	0	.367
Williams	.425	13	40	3	17	1	0	0	3	1	0	0	2	7	1	2	2	.452
TOTALS	**.259**	**162**	**5564**	**688**	**1441**	**269**	**32**	**134**	**644**	**42**	**42**	**59**	**485**	**978**	**102**	**44**	**102**	**.323**

Pitching: (5th in A.L.)

PLAYER	W	L	ERA	G	GS	CG	SH	SV	IP	H	R	ER	HR	HB	BB	SO	WP	BK	BAA
Baker	3	3	3.35	10	9	0	0	0	53.2	48	21	20	5	0	14	32	0	0	.241
Bowyer	0	1	5.59	8	0	0	0	0	9.2	10	6	6	3	1	3	12	1	0	.270
Crain	12	5	2.71	75	0	0	0	1	79.2	61	28	24	6	5	29	25	2	0	.219
Gassner	1	0	5.87	2	2	0	0	0	7.2	9	7	5	1	0	1	2	0	0	.281
Guerrier	0	3	3.39	43	0	0	0	0	71.2	71	29	27	6	3	24	46	3	0	.259
Liriano	1	2	5.70	6	4	0	0	0	23.2	19	15	15	4	0	7	33	0	0	.221
Lohse	9	13	4.18	31	30	0	0	0	178.2	211	85	83	22	9	44	86	4	1	.299
Mays	6	10	5.65	31	26	1	1	0	156.0	203	109	98	23	3	41	59	4	0	.318
Mulholland	0	2	4.27	49	0	0	0	0	59.0	61	30	28	6	2	17	18	3	1	.276
Nathan	7	4	2.70	69	0	0	0	43	70.0	46	22	21	5	0	22	94	2	0	.183
Radke	9	12	4.04	31	31	3	1	0	200.2	214	98	90	33	7	23	117	2	0	.272
Rincon	6	6	2.45	75	0	0	0	0	77.0	63	26	21	2	3	30	84	5	1	.224
Romero	4	3	3.47	68	0	0	0	0	57.0	50	26	22	6	6	39	48	1	1	.235
Santana	16	7	2.87	33	33	3	2	0	231.2	180	77	74	22	1	45	238	8	0	.210
Silva	9	8	3.44	27	27	2	0	0	188.1	212	83	72	25	3	9	71	0	0	.290
TOTALS	**83**	**79**	**3.71**	**162**	**162**	**9**	**8**	**44**	**1464.1**	**1458**	**662**	**604**	**169**	**43**	**348**	**965**	**35**	**4**	**.261**

2006 TWINS STATISTICS

Batting: (1st in A.L.)

PLAYER	AVG	G	AB	R	H	2B	3B	HR	RBI	SH	SF	HB	BB	SO	SB	CS	E	OBP
Bartlett	.309	99	333	44	103	18	2	2	32	1	5	11	22	46	10	5	13	.367
Casilla	.250	9	4	1	1	0	0	0	0	0	0	0	2	1	0	0	0	.500
Castillo	.296	142	584	84	173	22	6	3	49	9	2	1	56	58	25	11	6	.358
Cuddyer	.284	150	557	102	158	41	5	24	109	0	6	10	62	130	6	0	5	.362
Ford	.226	104	234	40	53	6	1	4	18	1	0	4	16	43	9	1	2	.287
Heintz	.000	2	1	0	0	0	0	0	0	0	0	0	0	0	0	0	0	.000
Hunter	.278	147	557	86	155	21	2	31	98	0	4	5	45	108	12	6	4	.336
Kubel	.241	73	220	23	53	8	0	8	26	2	1	0	12	45	2	0	2	.279
Mauer	.347	140	521	86	181	36	4	13	84	0	7	1	79	54	8	3	4	.429
Morneau	.321	157	592	97	190	37	1	34	130	0	11	5	53	93	3	3	8	.375
Nevin	.190	16	42	2	8	1	0	1	4	1	1	0	10	15	0	0	0	.340
Punto	.290	135	459	73	133	21	7	1	45	10	7	1	47	68	17	5	13	.352
Rabe	.286	24	49	8	14	1	0	3	7	0	0	0	2	11	0	1	2	.314
Redmond	.341	47	179	20	61	13	0	0	23	1	2	4	4	18	0	0	0	.365
Rodriguez	.235	59	115	11	27	4	0	2	6	2	1	0	14	16	0	0	2	.315
Stewart	.293	44	174	21	51	5	1	2	21	0	1	1	14	19	3	1	1	.347
Tiffee	.244	20	45	4	11	1	0	2	6	0	0	0	4	8	0	1	2	.306
Tyner	.312	62	218	29	68	5	2	0	18	0	2	1	11	18	4	2	1	.345
White	.246	99	337	32	83	17	1	7	38	0	3	4	11	54	1	1	0	.276
Pitchers	.105	162	19	1	2	0	0	0	1	3	0	0	1	10	0	0	6	.150
TOTALS	**.287**	**162**	**5602**	**801**	**1608**	**275**	**34**	**143**	**754**	**31**	**55**	**50**	**490**	**872**	**101**	**42**	**84**	**.347**

2006 TWINS STATISTICS

Pitching: (2nd in A.L.)

PITCHER	W	L	ERA	G	GS	CG	SH	SV	IP	H	R	ER	HR	HB	BB	SO	WP	BK	BAA
Baker	5	8	6.37	16	16	0	0	0	83.1	114	63	59	17	3	16	62	0	0	.324
Bonser	7	6	4.22	18	18	0	0	0	100.1	104	50	47	18	1	24	84	2	0	.267
Crain	4	5	3.52	68	0	0	0	1	76.2	79	31	30	6	2	18	60	1	0	.262
Eyre	1	0	5.31	42	0	0	0	0	59.1	75	36	35	8	6	22	26	4	0	.309
Garza	3	6	5.76	10	9	0	0	0	50.0	62	33	32	6	0	23	38	1	0	.301
Guerrier	1	0	3.36	39	1	0	0	1	69.2	78	29	26	9	0	21	37	6	0	.287
Liriano	12	3	2.16	28	16	0	0	1	121.0	89	31	29	9	1	32	144	9	1	.205
Lohse	2	5	7.07	22	8	0	0	0	63.2	80	50	50	8	6	25	46	1	1	.308
Nathan	7	0	1.58	64	0	0	0	36	68.1	38	12	12	3	1	16	95	3	0	.158
Neshek	4	2	2.19	32	0	0	0	0	37.0	23	9	9	6	0	6	53	0	0	.176
Perkins	0	0	1.59	4	0	0	0	0	5.2	3	1	1	0	0	0	6	0	0	.150
Radke	12	9	4.32	28	28	0	0	0	162.1	197	87	78	24	1	32	83	2	0	.307
Reyes	5	0	0.89	66	0	0	0	0	50.2	35	8	5	3	0	15	49	4	0	.197
Rincon	3	1	2.91	75	0	0	0	1	74.1	76	30	24	2	3	24	65	2	0	.270
Santana	19	6	2.77	34	34	1	0	0	233.2	186	79	72	24	4	47	245	4	1	.216
Silva	11	15	5.94	36	31	0	0	0	180.1	246	130	119	38	7	32	70	1	0	.324
Smith	0	0	12.00	1	1	0	0	0	3.0	5	4	4	1	1	3	1	0	0	.357
TOTALS	**96**	**66**	**3.95**	**162**		**1**	**6**	**40**	**1439.1**	**1490**	**683**	**632**	**182**	**36**	**356**	**1164**	**40**	**3**	**.267**

2007 TWINS STATISTICS

Batting: (9th in A.L.)

PLAYER	AVG	G	AB	R	H	2B	3B	HR	RBI	SH	SF	HB	BB	SO	SB	CS	E	OBP
Baker	.000	24	6	0	0	0	0	0	0	0	0	0	0	1	0	0	2	.000
Bartlett	.265	140	510	75	135	20	7	5	43	0	2	8	50	73	23	3	26	.339
Bonser	.000	31	3	0	0	0	0	0	0	2	0	0	0	1	0	0	3	.000
Buscher	.244	33	82	8	20	1	0	2	10	1	1	0	10	16	1	0	4	.323
Casilla	.222	56	189	15	42	5	1	0	9	5	1	0	9	29	11	1	10	.256
Cirillo	.261	50	153	18	40	9	2	2	21	3	2	1	15	13	2	0	3	.327
Cuddyer	.276	144	547	87	151	28	5	16	81	0	5	7	64	107	5	0	4	.356
Ford	.233	55	116	13	27	6	0	3	14	0	0	3	11	24	3	1	1	.315
Garza	.000	16	2	0	0	0	0	0	0	1	0	0	0	1	0	0	2	.000
Heintz	.250	24	56	0	14	0	0	0	7	2	0	0	3	12	0	0	0	.288
Hunter	.287	160	600	94	172	45	1	28	107	0	5	5	40	101	18	9	2	.334
Jones	.208	31	77	7	16	2	1	2	5	0	1	0	6	20	1	1	1	.262
Kubel	.273	128	418	49	114	31	2	13	65	1	5	1	41	79	5	0	2	.335
Lecroy	.150	7	20	1	3	1	0	0	0	0	0	0	0	4	0	0	1	.150
Machado	.000	0	0	0	0	0	0	0	0	0	0	0	0	0	0	0	0	.000
Mauer	.293	109	406	62	119	27	3	7	60	2	3	3	57	51	7	1	1	.382
McDonald	.100	4	10	0	1	0	0	0	0	0	0	0	1	3	0	0	0	.182
Morales	1.000	1	3	1	3	1	0	0	0	0	0	0	0	0	0	0	0	1.000
Morneau	.271	157	590	84	160	31	3	31	111	0	9	5	64	91	1	1	5	.343
Punto	.210	150	472	53	99	18	4	1	25	6	3	0	55	90	16	6	13	.291
Rabe	.194	14	31	2	6	0	0	0	2	0	0	0	0	7	0	0	0	.194
Redmond	.294	82	272	23	80	13	0	1	38	0	3	5	18	23	0	0	0	.346
Rodriguez	.219	68	155	18	34	5	1	2	12	2	2	2	12	14	1	0	4	.281
Santana	.286	33	7	2	2	1	1	0	1	0	0	0	1	0	0	0	0	.375
Silva	.000	33	4	0	0	0	0	0	0	2	0	0	0	1	0	0	0	.000
Tyner	.286	114	304	42	87	14	2	1	22	2	1	5	16	26	8	3	1	.331
Watkins	.357	9	28	2	10	0	0	0	0	0	0	0	4	4	1	0	0	.438
White	.174	38	109	8	19	4	0	4	20	0	1	3	6	19	0	0	0	.235
TOTALS	**.264**	**162**	**5522**	**718**	**1460**	**273**	**36**	**118**	**671**	**34**	**45**	**48**	**512**	**839**	**112**	**30**	**95**	**.330**

Pitching: (4th in A.L.)

PITCHER	W	L	ERA	G	GS	CG	SH	SV	IP	H	R	ER	HR	HB	BB	SO	WP	BK	BAA
Baker	9	9	4.26	24	23	2	1	0	143.2	162	70	68	15	5	29	102	0	0	.287
Blackburn	0	2	7.71	6	0	0	0	0	11.2	19	12	10	2	0	2	8	0	0	.365
Bonser	8	12	5.10	31	30	0	0	0	173	199	108	98	27	5	65	136	3	1	.286
Cali	0	1	4.71	24	0	0	0	0	21.0	22	11	11	2	2	16	14	2	0	.265
Crain	1	2	5.51	18	0	0	0	0	16.1	19	16	10	4	1	4	10	0	1	.292
Depaula	0	1	8.55	16	0	0	0	0	20.0	30	20	19	5	3	10	8	0	0	.357
Garza	5	7	3.69	16	15	0	0	0	83.0	96	44	34	8	4	32	67	4	0	.294
Guerrier	2	4	2.35	73	0	0	0	1	88.0	71	23	23	9	5	21	68	6	0	.220
Miller	0	0	18.00	4	0	0	0	0	4.0	7	8	8	2	0	3	2	0	0	.368
Nathan	4	2	1.88	68	0	0	0	37	71.2	54	15	15	4	1	19	77	3	0	.209
Neshek	7	2	2.94	74	0	0	0	0	70.1	44	25	23	7	2	27	74	2	0	.183
Perkins	0	0	3.14	19	0	0	0	0	28.2	23	10	10	2	2	12	20	2	0	.232
Ponson	2	5	6.93	7	7	0	0	0	37.2	54	31	29	7	3	17	23	0	0	.335
Reyes	2	1	3.99	50	0	0	0	0	29.1	34	14	13	1	2	21	21	4	0	.309
Rincon	3	3	5.13	63	0	0	0	0	59.2	65	38	34	9	3	28	49	4	0	.273
Santana	15	13	3.33	33	33	1	1	0	219.0	183	88	81	33	4	52	235	7	1	.225
Silva	13	14	4.19	33	33	2	1	0	202.0	229	99	94	20	4	36	89	4	1	.287
Slowey	4	1	4.73	13	11	0	0	0	66.2	82	39	35	16	0	11	47	3	0	.288
TOTALS	**79**	**83**	**4.15**	**162**		**5**	**8**	**38**	**1436.2**	**1505**	**725**	**663**	**185**	**51**	**420**	**1094**	**46**	**5**	**.269**

TWINS WITH 100-PLUS RBI SEASONS

NO.	PLAYER	TOTAL (YEAR)
8	Harmon Killebrew	122 (1961); 126 (62); 111 (64); 110 (66); 113 (67); 140 (69); 113 (70); 119 (71)
4	Justin Morneau	130 (2006); 111 (07); 129 (08); 100 (09)
3	Kirby Puckett	121 (1988); 110 (92); 112 (94)
2	Bob Allison	105 (1961); 102 (62)
2	Tony Oliva	101 (1969); 107 (70)
2	Gary Gaetti	108 (1986); 109 (87)
2	Torii Hunter	102 (2003); 107 (07)
1	Rod Carew	100 (1977)
1	Larry Hisle	119 (1977)
1	Kent Hrbek	107 (1984)
1	Paul Molitor	113 (1996)
1	Marty Cordova	111 (1996)
1	Corey Koskie	103 (2001)
1	Michael Cuddyer	109 (2006)
1	Jason Kubel	103 (2009)
1	Delmon Young	112 (2010)
1	Josh Willingham	110 (2012)

2008 TWINS STATISTICS

Batting: (3rd in A.L.)

PLAYER	AVG	G	AB	R	H	2B	3B	HR	RBI	SH	SF	HB	BB	SO	SB	CS	E	OBP
Baker	.500	28	2	1	1	0	0	0	0	3	0	0	0	1	0	0	1	.500
Blackburn	.333	33	3	0	1	0	0	0	0	0	0	0	0	0	0	0	0	.333
Buscher	.294	70	218	29	64	9	0	4	47	0	7	0	19	42	0	2	10	.340
Casilla	.281	98	385	58	108	15	0	7	50	13	6	2	31	45	7	2	12	.333
Clark	.250	4	8	0	2	2	0	0	1	0	0	0	0	2	0	0	0	.250
Cuddyer	.249	71	249	30	62	13	4	3	36	0	0	5	25	40	5	1	2	.330
Everett	.213	48	127	19	27	6	1	2	20	6	4	1	12	15	0	0	7	.278
Gomez	.258	153	577	79	149	24	7	7	59	3	2	7	25	142	33	11	8	.296
Harris	.265	130	434	57	115	29	3	7	49	7	6	4	39	98	1	1	13	.327
Hernandez	.500	23	2	0	1	0	0	0	1	1	0	0	0	0	0	0	1	.500
Jorgensen	.000	2	1	0	0	0	0	0	0	0	0	0	0	0	0	0	0	.000
Korecky	1.000	16	1	0	1	0	0	0	0	0	0	0	0	0	0	0	0	1.000
Kubel	.272	141	463	74	126	22	5	20	78	0	7	0	47	91	0	1	3	.335
Lamb	.233	81	236	20	55	12	3	1	32	0	8	0	17	32	0	1	4	.276
Macri	.324	18	34	3	11	1	0	1	4	0	0	0	2	10	1	1	1	.361
Mauer	.328	146	536	98	176	31	4	9	85	1	11	1	84	50	1	1	3	.413
Monroe	.202	58	163	22	33	9	0	8	29	0	0	0	16	48	0	1	0	.274
Morneau	.300	163	623	97	187	47	4	23	129	0	10	3	76	85	0	1	4	.374
Perkins	.000	26	3	0	0	0	0	0	0	1	0	0	0	3	0	0	1	.000
Pridie	.000	10	4	3	0	0	0	0	0	1	0	0	1	1	0	0	1	.200
Punto	.284	99	338	43	96	19	4	2	28	5	2	0	32	57	15	6	10	.344
Redmond	.287	38	129	14	37	6	0	0	12	0	1	2	5	11	0	0	0	.321
Ruiz	.274	22	62	13	17	2	0	1	7	0	0	0	6	21	0	0	0	.338
Slowey	.250	28	8	1	2	1	0	0	2	0	0	0	0	1	0	0	1	.250
Span	.294	93	347	70	102	16	7	6	47	8	2	4	50	60	18	7	4	.387
Tolbert	.283	41	113	18	32	6	3	0	6	2	1	0	7	19	7	1	6	.322
Young	.290	152	575	80	167	28	4	10	69	1	5	7	35	105	14	5	8	.336
TOTALS	**.279**	**163**	**5641**	**829**	**1572**	**298**	**49**	**111**	**791**	**52**	**72**	**36**	**529**	**979**	**102**	**42**	**108**	**.340**

Pitching: (7th in A.L.)

PITCHER	W	L	ERA	G	GS	CG	SH	SV	IP	H	R	ER	HR	HB	BB	SO	WP	BK	BAA
Baker	11	4	3.45	28	28	0	0	0	172.1	161	66	66	20	3	42	141	6	0	.247
Bass	3	4	4.87	44	0	0	0	1	68.1	84	42	37	11	3	22	32	4	0	.303
Blackburn	11	11	4.05	33	33	0	0	0	193.1	224	102	87	23	7	39	96	2	0	.292
Bonser	3	7	5.93	47	12	0	0	0	118.1	139	87	78	16	1	36	97	6	1	.285
Breslow	0	2	1.63	42	0	0	0	1	38.2	24	9	7	0	0	14	32	4	1	.180
Crain	5	4	3.59	66	0	0	0	0	62.2	62	29	25	6	1	24	50	2	0	.257
Guardado	1	1	7.71	9	0	0	0	0	7.0	12	6	6	1	0	2	5	0	0	.387
Guerrier	6	9	5.19	76	0	0	0	1	76.1	84	47	44	12	0	37	59	2	0	.275
Hernandez	10	8	5.48	23	23	2	0	0	139.2	199	93	85	18	1	29	54	2	1	.341
Humber	0	0	4.63	5	0	0	0	0	11.2	11	6	6	4	1	5	6	0	0	.250
Korecky	2	0	4.58	16	0	0	0	0	17.2	19	9	9	2	0	8	6	0	0	.288
Liriano	6	4	3.91	14	14	0	0	0	76.0	74	40	33	7	1	32	67	3	0	.254
Mijares	0	1	0.87	10	0	0	0	0	10.1	3	1	1	0	0	0	5	1	0	.088
Nathan	1	2	1.33	68	0	0	0	39	67.2	43	13	10	5	2	18	74	2	0	.179
Neshek	0	1	4.73	15	0	0	0	0	13.1	12	7	7	2	0	4	15	0	0	.240
Perkins	12	4	4.41	26	26	0	0	0	151.0	183	81	74	25	3	39	74	2	1	.301
Reyes	3	0	2.33	75	0	0	0	0	46.1	40	12	12	4	2	15	39	5	0	.235
Rincon	2	2	6.11	24	0	0	0	0	28.0	33	21	19	5	2	16	20	3	0	.292
Slowey	12	11	3.99	27	27	3	2	0	160.1	161	74	71	22	4	24	123	1	0	.260
TOTALS	**88**	**75**	**4.16**	**163**		**5**	**10**	**42**	**1459.0**	**1568**	**745**	**675**	**183**	**31**	**406**	**995**	**45**	**4**	**.274**

2009 TWINS STATISTICS

Batting: (3rd in A.L.)

PLAYER	AVG	G	AB	R	H	2B	3B	HR	RBI	SH	SF	HB	BB	SO	SB	CS	E	OBP
Baker	.000	33	6	0	0	0	0	0	0	0	0	0	0	1	0	0	0	.000
Blackburn	.000	33	4	0	0	0	0	0	0	0	0	0	0	2	0	0	1	.000
Buscher	.235	61	136	14	32	3	1	2	12	0	1	3	24	35	0	0	1	.360
Cabrera	.289	59	242	42	70	13	3	5	36	1	6	0	11	32	2	0	11	.313
Casilla	.202	80	228	25	46	7	3	0	17	2	1	3	22	36	11	0	5	.280
Crede	.225	90	333	42	75	16	1	15	48	0	3	2	29	56	0	0	4	.289
Cuddyer	.276	153	588	93	162	34	7	32	94	0	2	6	54	118	6	1	6	.342
Gomez	.229	137	315	51	72	15	5	3	28	7	1	4	22	72	14	7	1	.287
Harris	.261	123	414	44	108	22	1	6	37	1	6	3	29	78	0	2	12	.310
Huber	.500	1	2	0	1	0	0	0	0	0	0	0	0	0	0	0	0	.500
Keppel	.000	37	0	0	0	0	0	0	0	0	0	0	1	0	0	0	0	1.000
Kubel	.300	146	514	73	154	35	2	28	103	0	5	3	56	106	1	1	0	.369
Liriano	.000	29	5	0	0	0	0	0	0	1	0	0	0	3	0	0	0	.000
Mauer	.365	138	523	94	191	30	1	28	96	0	5	2	76	63	4	1	3	.444
Morales	.311	54	119	14	37	6	0	0	7	0	1	0	14	22	0	0	3	.381
Morneau	.274	135	508	85	139	31	1	30	100	0	7	3	72	86	0	0	3	.363
Pavano	.000	12	0	0	0	0	0	0	0	0	0	0	0	0	0	0	0	.000
Punto	.228	125	359	56	82	15	1	1	38	13	6	1	61	70	16	3	7	.337
Redmond	.237	45	135	9	32	5	1	0	7	0	0	1	11	19	0	0	0	.299
Slowey	.000	16	3	0	0	0	0	0	0	1	0	0	0	1	0	0	0	.000
Span	.311	145	578	97	180	16	10	8	68	12	6	10	70	89	23	10	5	.392
Tolbert	.232	71	198	28	46	7	1	2	19	10	2	0	21	37	6	2	4	.303
Young	.284	108	395	50	112	16	2	12	60	0	5	4	12	92	2	5	5	.308
TOTALS	**.274**	**163**	**5608**	**817**	**1539**	**271**	**40**	**172**	**770**	**51**	**57**	**45**	**585**	**1021**	**85**	**32**	**76**	**.345**

DID YOU *Know?*

...that the Twins club record for consecutive wins against a given opponent is 17, set against Boston between June 2, 1965 and May 7, 1966. They beat the Red Sox 15 straight times in 1965 and twice more to begin the 1966 season before losing in the first game of a doubleheader May 8, 1966.

2009 TWINS STATISTICS

Pitching: (11th in A.L.)

PITCHER	W	L	ERA	G	GS	CG	SH	SV	IP	H	R	ER	HR	HB	BB	SO	WP	BK	BAA
Baker	15	9	4.37	33	33	1	1	0	200.0	190	99	97	28	4	48	162	4	0	.247
Blackburn	11	11	4.03	33	33	3	0	0	205.2	240	103	92	25	3	41	98	2	0	.290
Crain	7	4	4.70	56	0	0	0	0	51.2	48	28	27	3	5	27	43	1	1	.250
Duensing	5	2	3.64	24	9	0	0	0	84.0	84	37	34	7	3	31	53	1	0	.263
Gabino	0	0	17.18	2	1	0	0	0	3.2	9	7	7	1	0	5	2	0	0	.450
Guerrier	5	1	2.36	79	0	0	0	1	76.1	58	23	20	10	4	16	47	6	0	.207
Henn	0	3	7.15	14	0	0	0	0	11.1	9	9	9	9	1	8	9	0	0	.225
Keppel	1	1	4.83	37	0	0	0	0	54.0	63	30	29	4	5	21	32	2	0	.297
Liriano	5	13	5.80	29	24	0	0	0	136.2	147	93	88	21	6	65	122	5	1	.279
Mahay	1	0	2.00	16	0	0	0	0	9.0	7	3	2	1	2	3	8	1	0	.206
Manship	1	1	5.68	11	5	0	0	0	31.2	39	21	20	4	1	15	21	2	0	.310
Mijares	2	2	2.34	71	0	0	0	0	61.2	50	17	16	7	2	23	55	0	0	.224
Morillo	0	0	22.50	3	0	0	0	0	2.0	3	5	5	1	0	3	1	0	0	.333
Mulvey	0	0	27.00	2	0	0	0	0	1.1	6	4	4	0	0	0	0	1	0	.600
Nathan	2	2	2.10	70	0	0	0	47	68.2	42	16	16	7	2	22	89	4	0	.171
Pavano	5	4	4.64	12	12	0	0	0	73.2	85	39	38	7	3	16	59	1	0	.284
Rauch	5	1	1.72	17	0	0	0	0	15.2	13	3	3	1	1	6	14	0	0	.245
Slowey	10	3	4.86	16	16	0	0	0	90.2	113	50	49	15	5	15	75	3	0	.309
TOTALS	**87**	**76**	**4.50**	**163**		**4**	**7**	**48**	**1453.0**	**1542**	**76**	**5 72**	**6 185**	**58**	**466**	**1052**	**43**	**3**	**.272**

2010 TWINS STATISTICS

Batting: (3rd in A.L.)

PLAYER	AVG	G	AB	R	H	2B	3B	HR	RBI	SH	SF	HB	BB	SO	SB	CS	E	OBP
Baker	.000	29	3	0	0	0	0	0	0	1	0	0	0	2	0	0	1	.000
Blackburn	.000	28	1	0	0	0	0	0	0	0	0	0	0	0	0	0	2	.000
Butera	.197	49	142	12	28	6	1	2	13	3	2	4	4	25	0	0	5	.237
Casilla	.276	69	152	26	42	7	4	1	20	4	1	0	13	17	6	1	5	.331
Crain	.000	71	1	0	0	0	0	0	0	0	0	0	0	1	0	0	1	.000
Cuddyer	.271	157	609	93	165	37	5	14	81	0	4	4	58	93	7	3	6	.336
Duensing	.000	53	1	0	0	0	0	0	0	0	0	0	0	1	0	0	0	.000
Hardy	.268	101	340	44	91	19	3	6	38	3	4	0	28	54	1	1	11	.320
Hudson	.268	126	497	80	133	24	5	6	37	5	3	4	50	87	10	3	8	.338
Hughes	.286	2	7	1	2	0	0	1	1	0	0	0	0	3	0	1	0	.286
Kubel	.249	143	518	68	129	23	3	21	92	0	5	3	56	116	0	1	5	.323
Liriano	.000	31	2	0	0	0	0	0	0	0	0	0	0	1	0	0	1	.000
Manship	.000	13	1	0	0	0	0	0	0	0	0	0	0	1	0	0	0	.000
Mauer	.327	137	510	88	167	43	1	9	75	0	6	3	65	53	1	4	3	.402
Morales	.194	19	36	4	7	2	0	0	7	0	2	0	6	14	0	0	0	.295
Morneau	.345	81	296	53	102	25	1	18	56	0	2	0	50	62	0	0	1	.437
Pavano	.500	32	6	0	3	0	0	0	0	0	2	0	0	2	0	0	0	.500
Plouffe	.146	22	41	7	6	1	0	2	6	2	1	0	0	14	0	0	1	.143
Punto	.238	88	252	24	60	11	1	1	20	4	3	1	28	50	6	2	8	.313
Ramos	.296	7	27	2	8	3	0	0	1	0	0	1	0	3	0	0	0	.321
Rauch	.000	59	0	0	0	0	0	0	0	1	0	0	0	0	0	0	0	.000
Repko	.228	58	127	19	29	6	0	3	9	1	0	5	13	38	3	2	0	.324
Revere	.179	13	28	1	5	0	0	0	2	0	0	0	2	5	0	1	1	.233
Slowey	.000	31	2	0	0	0	0	0	0	1	0	0	0	1	0	0	2	.000
Span	.264	153	629	85	166	24	10	3	58	10	2	4	60	74	26	4	4	.331
Thome	.283	108	276	48	78	16	2	25	59	0	2	2	60	82	0	0	0	.412
Tolbert	.230	48	87	8	20	4	3	1	18	1	3	0	9	18	1	1	2	.293
Valencia	.311	85	299	30	93	18	1	7	40	0	3	0	20	46	2	0	6	.351
Young	.298	153	570	77	170	46	1	21	112	0	9	6	28	81	5	4	4	.333
TOTALS	**.274**	**163**	**5608**	**817**	**1539**	**271**	**40**	**172**	**770**	**51**	**57**	**45**	**585**	**1021**	**85**	**32**	**76**	**.345**

Pitching: (5th in A.L.)

PITCHER	W	L	ERA	G	GS	CG	SH	SV	IP	H	R	ER	HR	HB	BB	SO	WP	BK	BAA
Baker	12	9	4.49	29	29	0	0	0	170.1	186	87	85	23	6	43	148	7	0	.277
Blackburn	10	12	5.42	28	26	1	0	0	161.0	194	101	97	25	4	40	68	3	1	.302
Burnett	2	2	5.29	41	0	0	0	0	47.2	52	28	28	6	2	23	37	2	2	.287
Capps	2	0	2.00	27	0	0	0	16	27.0	24	7	6	1	0	8	21	1	0	.247
Crain	1	1	3.04	71	0	0	0	1	68.0	53	27	23	5	1	27	62	3	0	.215
Delaney	0	0	9.00	1	0	0	0	0	1.0	2	1	1	1	0	1	0	0	0	.500
Duensing	10	3	2.62	53	13	1	1	0	130.2	122	42	38	11	3	35	78	1	0	.247
Flores	0	0	4.91	11	0	0	0	0	3.2	10	2	2	2	0	2	2	0	0	.500
Fox	0	0	3.18	1	1	0	0	0	5.2	4	2	2	0	0	1	0	0	0	.211
Fuentes	0	0	0.00	9	0	0	0	1	9.2	3	0	0	0	1	2	8	1	0	.094
Guerrier	5	7	3.17	74	0	0	0	1	71.0	56	28	25	7	3	22	42	2	0	.219
Liriano	14	10	3.62	31	31	0	0	0	191.2	184	77	77	9	10	58	201	10	1	.252
Mahay	1	1	3.44	41	0	0	0	0	34.0	33	15	13	5	0	8	25	1	0	.252
Manship	2	1	5.28	13	1	0	0	0	29.0	34	20	17	3	0	6	21	0	0	.293
Mijares	1	1	3.31	47	0	0	0	0	32.2	34	14	12	4	1	9	28	1	0	.268
Neshek	0	1	5.00	11	0	0	0	0	9.0	7	5	5	1	1	8	9	0	0	.206
Pavano	17	11	3.75	32	32	7	2	0	221.0	227	95	92	24	6	37	117	4	0	.266
Perkins	1	1	5.82	13	1	0	0	0	21.2	29	16	14	3	4	5	14	0	0	.337
Rauch	3	1	3.12	59	0	0	0	21	57.2	61	20	20	3	1	14	46	1	0	.268
Slama	0	1	7.71	5	0	0	0	0	4.2	6	4	4	1	0	5	5	1	0	.300
Slowey	13	6	4.45	30	28	0	0	0	155.2	172	80	77	21	4	29	116	3	0	.280
TOTALS	**94**	**68**	**3.95**	**162**		**9**	**13**	**40**	**1452.2**	**1493**	**67**	**1 63**	**8 155**	**47**	**383**	**1048**	**41**	**4**	**.266**

DID YOU *Know?*

...that five Minnesota Twins have won American League Rookie of the Year honors. Tony Oliva (1964), Rod Carew (1967), John Castino (1979), Chuck Knoblauch (1991) and Marty Cordova (1995) have each been named the league's top first-year performer.

2011 TWINS STATISTICS

Batting: (11th in A.L.)

PLAYER	AVG	G	AB	R	H	2B	3B	HR	RBI	SH	SF	HB	BB	SO	SB	CS	E	OBP
Baker	.400	23	5	0	2	1	0	0	0	0	0	0	0	1	0	0	0	.400
Benson	.239	21	71	3	17	6	1	0	2	0	0	0	3	21	2	2	2	.270
Blackburn	.000	26	2	0	0	0	0	0	0	0	0	0	0	0	0	0	2	.000
Butera	.167	93	234	19	39	9	1	2	23	6	1	2	11	42	0	0	5	.210
Casilla	.260	97	323	52	84	21	4	2	21	8	3	3	28	45	15	4	11	.322
Cuddyer	.284	139	529	70	150	29	2	20	70	0	3	4	48	95	11	1	7	.346
Dinkelman	.301	23	73	5	22	1	0	0	4	0	0	1	4	14	2	0	0	.346
Duensing	.000	33	4	0	0	0	0	0	0	0	0	0	0	2	0	0	4	.000
Holm	.118	6	17	1	2	1	0	0	0	0	0	0	1	4	0	0	0	.167
Hughes	.223	96	287	31	64	12	0	7	30	2	1	3	24	79	3	2	5	.289
Kubel	.273	99	366	37	100	21	1	12	58	0	2	1	32	86	1	1	1	.332
Liriano	.500	26	2	0	1	0	0	0	1	0	0	0	1	0	0	0	0	.667
Mauer	.287	82	296	38	85	15	0	3	30	0	2	3	32	38	0	0	5	.360
Morneau	.227	69	264	19	60	16	0	4	30	0	2	3	19	44	0	0	1	.285
Nishioka	.226	68	221	14	50	5	0	0	19	3	0	1	15	43	2	4	12	.278
Parmelee	.355	21	76	8	27	6	0	4	14	0	0	0	12	13	0	0	2	.443
Pavano	.000	33	6	0	0	0	0	0	0	0	0	0	0	4	0	0	2	.000
Plouffe	.238	81	286	47	68	18	1	8	31	2	3	4	25	71	3	3	12	.305
Repko	.226	67	133	21	30	2	0	2	11	3	0	2	6	38	7	2	1	.270
Revere	.267	117	450	56	120	9	5	0	30	3	0	2	26	41	34	9	7	.310
Rivera	.144	45	104	9	15	3	0	1	5	0	1	1	8	32	0	0	3	.211
Span	.264	70	284	37	75	11	5	2	16	0	0	0	27	36	6	1	1	.328
Thome	.243	71	206	21	50	12	0	12	40	0	1	0	35	69	0	0	0	.351
Tolbert	.198	87	207	22	41	10	2	0	11	4	0	4	11	31	3	2	6	.252
Tosoni	.203	60	172	20	35	7	1	5	22	0	0	3	14	42	0	2	3	.275
Valencia	.246	154	564	63	139	28	2	15	72	0	4	0	40	102	2	6	18	.294
Young	.266	84	305	26	81	16	0	4	32	0	2	0	18	55	1	0	5	.305
TOTALS	**.247**	**162**	**5487**	**619**	**1357**	**259**	**25**	**103**	**572**	**31**	**25**	**37**	**440**	**1048**	**92**	**39**	**119**	**.306**

Pitching: (13th in A.L.)

PITCHER	W	L	ERA	G	GS	CG	SH	SV	IP	H	R	ER	HR	HB	BB	SO	WP	BK	BAA
Baker	8	6	3.14	23	21	1	0	0	134.2	126	50	47	15	4	32	123	4	0	.248
Blackburn	7	10	4.49	26	26	1	0	0	148.1	183	91	74	19	4	54	76	5	0	.305
Burnett	2	5	5.51	66	0	0	0	0	50.2	50	32	31	4	8	21	33	2	0	.263
Capps	4	7	4.25	69	0	0	0	15	65.2	66	31	31	10	4	13	34	1	0	.262
Cuddyer	0	0	0.00	1	0	0	0	0	1.0	2	0	0	0	0	1	0	0	0	.400
Diamond	1	5	5.08	7	7	0	0	0	39.0	51	25	22	3	0	17	19	3	0	.317
Duensing	9	14	5.23	32	28	1	1	0	161.2	193	102	94	21	1	52	115	3	0	.299
Dumatrait	1	3	3.92	45	0	0	0	1	41.1	45	22	18	7	1	25	29	2	0	.276
Hacker	0	0	0.00	2	0	0	0	0	5.1	4	1	0	0	0	4	2	0	0	.235
Hendriks	0	2	6.17	4	4	0	0	0	23.1	29	16	16	3	0	6	16	1	0	.312
Hoey	1	2	5.47	26	0	0	0	0	24.2	34	20	15	4	0	13	14	1	0	.330
Hughes	1	0	9.95	15	0	0	0	0	12.2	19	14	14	4	1	8	11	0	0	.365
James	0	0	6.10	8	0	0	0	0	10.1	12	7	7	1	0	4	8	0	2	.293
Liriano	9	10	5.09	26	24	1	1	0	134.1	125	81	76	14	7	75	112	9	0	.249
Manship	0	0	8.10	5	0	0	0	0	3.1	5	3	3	0	0	4	2	0	0	.385
Mijares	0	2	4.59	58	0	0	0	0	49.0	53	31	25	4	3	30	30	1	0	.275
Nathan	2	1	4.84	48	0	0	0	14	44.2	38	26	24	7	3	14	43	3	0	.222
Oliveros	0	0	4.05	10	0	0	0	0	13.1	13	6	6	0	0	7	9	0	0	.277
Pavano	9	13	4.30	33	33	3	1	0	222.0	262	123	106	23	8	40	102	4	2	.294
Perkins	4	4	2.48	65	0	0	0	2	61.2	55	19	17	2	1	21	65	3	0	.244
Slama	0	0	0.00	2	0	0	0	0	2.1	0	0	0	0	0	2	3	1	0	.000
Slowey	0	8	6.67	14	8	0	0	0	59.1	78	44	44	10	3	5	34	0	0	.321
Swarzak	4	7	4.32	27	11	0	0	0	102.0	111	53	49	9	6	26	55	3	1	.275
Waldrop	1	0	5.73	7	0	0	0	0	11.0	10	7	7	1	0	6	5	1	0	.233
TOTALS	**63**	**99**	**4.58**	**162**		**7**	**8**	**32**	**1421.2**	**1564**	**804**	**724**	**161**	**54**	**480**	**940**	**47**	**5**	**.281**

2012 TWINS STATISTICS

Batting: (7th in A.L.)

PLAYER	AVG	G	AB	R	H	2B	3B	HR	RBI	SH	SF	HB	BB	SO	SB	CS	E	OBP
Burroughs	.118	10	17	0	2	1	0	0	1	0	0	0	1	3	0	0	0	.167
Butera	.198	42	111	7	22	6	0	1	5	0	0	2	9	26	0	0	1	.270
Carroll	.268	138	470	65	126	18	1	1	40	7	4	4	52	65	9	5	12	.343
Carson	.227	26	66	3	15	1	0	0	4	0	1	0	2	21	0	0	0	.246
Casilla	.241	106	299	33	72	17	2	1	30	3	5	3	16	52	21	1	9	.282
Doumit	.275	134	484	56	133	34	1	18	75	0	8	7	29	98	0	0	5	.320
Dozier	.234	84	316	33	74	11	1	6	33	4	3	1	16	58	9	2	15	.271
Escobar	.227	14	44	4	10	0	0	0	6	1	1	1	2	8	1	0	0	.271
Florimon	.219	43	137	16	30	5	2	1	10	3	0	0	10	30	3	1	7	.272
Herrmann	.056	7	18	0	1	0	0	0	1	0	0	0	1	5	0	0	0	.105
Hughes	.200	4	10	0	2	0	0	0	2	0	1	0	0	4	1	0	1	.182
Komatsu	.219	15	32	2	7	0	0	0	1	0	1	0	4	3	0	0	1	.297
Mastroianni	.252	77	163	22	41	3	2	3	17	3	1	1	18	45	21	3	3	.328
Mauer	.319	147	545	81	174	31	4	10	85	1	3	2	90	88	8	4	5	.416
Morneau	.267	134	505	63	135	26	2	19	77	0	10	6	49	102	1	0	6	.333
Nishioka	.000	3	12	0	0	0	0	0	1	0	1	0	1	1	0	0	2	.071
Parmelee	.229	64	192	18	44	10	2	5	20	0	1	4	13	52	0	0	2	.290
Plouffe	.235	119	422	56	99	19	1	24	55	0	2	4	37	92	1	3	19	.301
Revere	.294	124	511	70	150	13	6	0	32	6	4	3	29	54	40	9	0	.333
Span	.283	128	516	71	146	38	4	4	41	4	1	0	47	62	17	6	4	.342
Thomas	.143	12	28	2	4	1	0	1	4	0	0	1	0	16	0	0	0	.172
Valencia	.198	34	126	13	25	6	1	2	17	0	3	0	3	32	0	1	4	.212
Willingham	.260	145	519	85	135	30	1	35	110	0	6	14	76	141	3	2	4	.366
TOTALS	**.260**	**162**	**5562**	**701**	**1448**	**270**	**30**	**131**	**667**	**33**	**56**	**53**	**505**	**1069**	**135**	**37**	**107**	**.325**

DID YOU *Know?*

...to determine a team's 'magic number' in the pennant race, compute the number of games remaining, add one, then subtract the number of games ahead in the loss column of the standings of the closest opponent.

2012 TWINS STATISTICS

Pitching: (13th in A.L.)

PITCHER	W	L	ERA	G	GS	CG	SH	SV	IP	H	R	ER	HR	HB	BB	SO	WP	BK	BAA
Blackburn	4	9	7.39	19	19	0	0	0	98.2	143	81	81	23	1	26	42	2	0	.340
Burnett	4	4	3.52	67	0	0	0	0	71.2	71	33	28	4	3	26	36	6	0	.257
Burton	3	2	2.18	64	0	0	0	5	62.0	41	21	15	5	5	16	55	0	0	.186
Butera	0	0	0.00	1	0	0	0	0	1.0	0	0	0	0	0	1	1	1	0	.000
Capps	1	4	3.68	30	0	0	0	14	29.1	28	13	12	5	0	4	18	3	0	.241
Deduno	6	5	4.44	15	15	0	0	0	79.0	69	40	39	10	5	53	57	5	0	.241
De Vries	5	5	4.11	17	16	0	0	0	87.2	88	48	40	16	4	18	58	1	0	.252
Diamond	12	9	3.54	27	27	1	1	0	173.0	184	76	68	17	4	31	90	10	0	.274
Duensing	4	12	5.12	55	11	0	0	0	109.0	126	71	62	10	2	27	69	5	0	.288
Fien	2	1	2.06	35	0	0	0	0	35.0	25	9	8	3	1	9	32	0	0	.195
Gray	6	1	5.71	49	0	0	0	0	52.0	58	34	33	9	4	22	26	5	1	.278
Hendriks	1	8	5.59	16	16	1	0	0	85.1	106	61	53	17	4	26	50	4	0	.305
Liriano	3	10	5.31	22	17	0	0	0	100.0	89	63	59	12	4	55	109	6	1	.239
Maloney	1	0	8.18	9	0	0	0	0	11.0	17	10	10	2	1	1	5	0	0	.347
Manship	0	0	7.89	12	0	0	0	0	21.2	29	19	19	4	1	7	12	0	0	.326
Marquis	2	4	8.47	7	7	0	0	0	34.0	52	33	32	9	3	14	12	1	0	.371
Oliveros	0	0	5.40	1	0	0	0	0	1.2	1	1	1	0	0	1	1	0	0	.167
Pavano	2	5	6.00	11	11	0	0	0	63.0	80	46	42	9	2	8	33	0	0	.313
Perdomo	0	0	3.18	15	0	0	0	0	17.0	15	8	6	0	2	12	8	1	0	.238
Perkins	3	1	2.56	70	0	0	0	16	70.1	57	25	20	8	3	16	78	3	0	.222
Robertson	2	2	5.40	40	0	0	0	0	25.0	21	16	15	4	1	14	26	1	0	.223
Swarzak	3	6	5.03	44	5	0	0	0	96.2	106	57	54	15	0	31	62	3	0	.284
Vasquez	0	2	5.68	6	6	0	0	0	31.2	32	20	20	2	1	19	14	1	0	.274
Waldrop	0	1	2.53	17	0	0	0	0	21.1	27	6	6	2	3	6	7	1	0	.318
Walters	2	5	5.69	12	12	1	0	0	61.2	71	41	39	12	3	22	42	1	0	.291
TOTALS	**66**	**96**	**4.77**	**162**		**3**	**6**	**35**	**1438.2**	**1536**	**832**	**762**	**198**	**57**	**465**	**943**	**60**	**2**	**.274**

2013 TWINS STATISTICS

Batting: (13th in A.L.)

PLAYER	AVG	G	AB	R	H	2B	3B	HR	RBI	SH	SF	HB	BB	SO	SB	CS	E	OBP
Arcia	.251	97	351	34	88	17	2	14	43	0	0	4	23	117	1	2	2	.304
Bernier	.226	33	53	9	12	3	0	0	5	2	0	1	8	15	2	1	0	.339
Colabello	.194	55	160	14	31	3	0	7	17	0	0	1	20	58	0	1	3	.287
Doumit	.247	135	485	49	120	28	1	14	55	0	4	1	48	99	1	0	3	.314
Dozier	.244	147	558	72	136	33	4	18	66	3	4	6	51	120	14	7	6	.312
Escobar	.236	66	165	23	39	5	2	3	10	2	1	0	11	34	0	2	7	.282
Florimon	.221	134	403	44	89	17	0	9	44	5	3	2	33	115	15	6	18	.281
Fryer	.385	6	13	2	5	1	0	1	4	0	0	0	3	3	0	0	0	.500
Herrmann	.204	57	157	16	32	7	0	4	18	3	0	0	18	49	0	1	2	.286
Mastroianni	.185	30	65	5	12	2	0	0	5	3	1	1	3	23	2	1	0	.229
Mauer	.324	113	445	62	144	35	0	11	47	0	2	0	61	89	0	1	3	.404
Parmelee	.228	101	294	21	67	13	0	8	24	0	3	3	33	81	1	1	2	.309
Pinto	.342	21	76	10	26	5	0	4	12	0	0	1	6	22	0	0	2	.398
Plouffe	.254	129	477	44	121	22	1	14	52	1	4	6	34	112	2	1	13	.309
Presley	.283	28	113	9	32	4	1	1	11	0	0	1	8	21	1	3	0	.336
Ramirez	.272	35	81	5	22	6	1	0	6	0	1	1	3	23	0	0	0	.302
Thomas	.214	92	290	39	62	15	0	4	13	1	0	1	30	92	1	3	3	.290
Willingham	.208	111	389	42	81	20	0	14	48	0	2	14	66	128	1	0	1	.342
Pitchers	.056	162	18	0	1	0	0	0	0	4	0	0	0	11	0	0	0	.056
TOTALS	**.242**	**162**	**5564**	**614**	**1346**	**285**	**15**	**151**	**590**	**29**	**32**	**52**	**533**	**1430**	**52**	**33**	**81**	**.312**

Pitching: (14th in A.L.)

PITCHER	W	L	ERA	G	GS	CG	SH	SV	IP	H	R	ER	HR	HB	BB	SO	WP	BK	AVG
Albers	2	5	4.05	10	10	1	1	0	60.0	64	34	27	6	2	7	25	0	1	.271
Burton	2	9	3.82	71	0	0	0	2	66.0	61	29	28	6	5	22	61	2	0	.242
Correia	9	13	4.18	31	31	0	0	0	185.1	218	89	86	24	2	45	101	2	0	.297
Deduno	8	8	3.83	18	18	0	0	0	108.0	105	48	46	7	9	41	67	8	2	.259
De Vries	0	2	10.80	4	2	0	0	0	15.0	22	18	18	6	0	9	12	0	0	.333
Diamond	6	13	5.43	24	24	0	0	0	131.0	163	88	79	21	1	36	52	5	0	.306
Duensing	6	2	3.98	73	0	0	0	1	61.0	68	28	27	4	2	22	56	6	0	.283
Fien	5	2	3.92	73	0	0	0	0	62.0	51	28	27	9	0	12	73	2	0	.225
Hendriks	1	3	6.85	10	8	0	0	0	47.1	67	39	36	10	3	14	34	1	0	.327
Hernandez	3	3	6.83	14	12	0	0	0	56.2	80	43	43	10	23	1	29	1	1	.338
Martis	0	1	5.59	6	0	0	0	0	9.2	6	6	6	3	0	4	7	0	0	.171
Pelfrey	5	13	5.19	29	29	0	0	0	152.2	184	92	88	13	6	53	101	1	0	.300
Perkins	2	0	2.30	61	0	0	0	36	62.2	43	16	16	5	3	15	77	0	0	.196
Pressly	3	3	3.87	49	0	0	0	0	76.2	71	37	33	5	0	27	49	7	0	.251
Roenicke	3	1	4.35	63	0	0	0	1	62.0	63	31	30	6	1	36	45	7	0	.263
Swarzak	3	2	2.91	48	0	0	0	0	96.0	89	33	31	7	1	22	69	1	0	.249
Thielbar	3	2	1.76	49	0	0	0	0	46.0	24	11	9	4	0	14	39	1	0	.154
Tonkin	0	0	0.79	9	0	0	0	0	11.1	9	6	1	0	0	3	10	1	0	.205
TOTALS	**66**	**96**	**4.55**	**162**	**162**	**1**	**7**	**40**	**1450.1**	**1591**	**788**	**733**	**168**	**44**	**458**	**985**	**50**	**4**	**.280**

MINNESOTA TIES

All-time, 165 major league players have been born in Minnesota, 11 MN natives played at the major league level in 2015:

PLAYER	BIRTHPLACE	HIGH SCHOOL	2015 TEAM
Ike Davis	Edina	Chaparral High School (AZ)	Oakland
Brad Hand	Minneapolis	Chaska High School	Miami
Dan Johnson	Coon Rapids	Blaine High School	St. Louis
Steve Lombardozzi	Edina	Atholton High School (MD)	Pittsburgh
Joe Mauer	**St. Paul**	**Cretin-Derham Hall**	**Minnesota**
Mike Morin	Andover	Shawnee Mission South High School (KS)	Los Angeles-AL
Glen Perkins	**St. Paul**	**Stillwater High School**	**Minnesota**
Jake Petricka	Northfield	Faribault High School	Chicago-AL
Michael Reed	Maplewood	Leander High School (TX)	Milwaukee
Sammy Solis	Minneapolis	Agua Fria High School (AZ)	Washington
Caleb Thielbar	Northfield	Randolph High School	Minnesota

2014 TWINS STATISTICS

Batting: (7th in A.L.)

PLAYER	AVG	G	AB	R	H	2B	3B	HR	RBI	SH	SF	HB	BB	SO	SB	CS	E	OBP
Arcia	.231	103	372	46	86	16	3	20	57	0	1	6	31	127	1	2	5	.300
Bernier	.286	7	7	2	2	0	0	0	0	0	0	1	1	2	0	0	0	.444
Dozier	.242	156	598	112	145	33	1	23	71	3	8	9	89	129	21	7	15	.345
Escobar	.275	133	433	52	119	35	2	6	37	4	2	2	24	93	1	1	9	.315
Fryer	.213	28	75	11	16	4	0	1	5	0	0	1	5	15	1	0	1	.272
Gibson	.250	31	4	0	1	0	0	0	0	0	0	0	0	2	0	0	0	.250
Herrmann	.213	33	75	8	16	3	0	0	4	0	0	0	4	17	1	0	1	.253
Hicks	.215	69	186	22	40	8	0	1	18	2	1	0	36	56	4	3	2	.341
Hughes	.000	32	6	0	0	0	0	0	0	0	0	0	0	4	0	0	1	.000
Mauer	.277	120	455	60	126	27	2	4	55	0	2	1	60	96	3	0	3	.361
Milone	.000	23	4	0	0	0	0	0	0	0	0	0	0	1	0	0	1	.000
Nolasco	.000	27	2	0	0	0	0	0	0	0	0	0	0	2	0	0	0	.000
Nunez	.250	72	204	26	51	7	4	4	24	3	0	1	5	31	9	3	7	.271
Parmelee	.256	87	250	27	64	11	0	7	28	0	1	2	17	64	0	3	2	.307
Pinto	.219	57	169	25	37	8	0	7	18	0	3	1	24	50	0	1	5	.315
Plouffe	.258	136	520	69	134	40	2	14	80	0	5	4	53	109	2	1	14	.328
Santana	.319	101	405	70	129	27	7	7	40	2	1	3	19	98	20	4	6	.353
Schafer	.285	41	130	17	37	5	1	1	13	5	0	0	12	28	15	5	2	.345
Suzuki	.288	131	452	37	130	34	0	3	61	1	7	9	34	46	0	1	4	.345
Vargas	.274	53	215	26	59	10	1	9	38	0	4	3	12	63	0	0	3	.316
Pitchers	.091	162	22	0	2	1	0	0	1	0	0	0	0	14	0	0	0	.091
TOTALS	**.254**	**162**	**5567**	**715**	**1412**	**316**	**27**	**128**	**675**	**25**	**44**	**53**	**544**	**1329**	**99**	**36**	**97**	**.324**

Pitching: (T13th in A.L.)

PITCHER	W	L	ERA	G	GS	CG	SH	SV	IP	H	R	ER	HR	HB	BB	SO	WP	BK	AVG
Achter	1	0	3.27	7	0	0	0	0	11.0	14	7	4	2	0	3	5	0	0	.304
Burton	3	5	4.36	68	0	0	0	3	64.0	58	34	31	6	3	25	46	1	0	.241
Darnell	0	2	7.13	7	4	0	0	0	24.0	31	20	19	5	1	8	22	0	0	.307
Duensing	3	3	3.31	62	0	0	0	0	54.1	52	20	20	6	1	20	33	2	0	.254
Fien	5	6	3.98	73	0	0	0	1	63.1	64	29	28	7	0	10	51	2	0	.262
Gibson	13	12	4.47	31	31	0	0	0	179.1	178	91	89	12	2	57	107	11	0	.258
Hughes	16	10	3.52	32	32	1	0	0	209.2	221	88	82	16	5	16	186	1	0	.268
May	3	6	7.88	10	9	0	0	0	45.2	59	41	40	7	2	22	44	3	0	.314
Milone	6	4	4.19	22	21	0	0	0	118.0	128	63	55	16	5	37	75	0	0	.270
Nolasco	6	12	5.38	27	27	1	0	0	159.0	203	96	95	22	5	38	115	5	0	.316
Oliveros	0	1	7.11	7	0	0	0	0	6.1	6	5	5	2	0	3	5	2	0	.261
Pelfrey	0	3	7.99	5	5	0	0	0	23.2	29	23	21	5	2	18	10	1	0	.305
Perkins	4	3	3.65	63	0	0	0	34	61.2	62	29	25	7	2	11	66	3	0	.258
Pressly	2	0	2.86	25	0	0	0	0	28.1	30	10	9	3	1	8	14	1	0	.278
Swarzak	3	2	4.60	50	4	0	0	0	86.0	100	48	44	5	0	28	47	0	2	.288
Thielbar	2	1	3.40	54	0	0	0	0	47.2	51	19	18	3	1	16	35	0	0	.280
Thompson	0	0	2.45	7	0	0	0	0	7.1	8	2	2	0	0	2	6	0	0	.286
Tonkin	0	0	4.74	25	0	0	0	0	19.0	23	13	10	2	2	6	16	1	0	.307
TOTALS	**70**	**92**	**4.57**	**162**	**162**	**2**	**7**	**38**	**1435.0**	**1588**	**777**	**728**	**147**	**45**	**408**	**1031**	**50**	**6**	**.280**

TWINS STRAIGHT STEAL OF HOME

DATE	PLAYER	INNING	PITCHER	OPPONENT	MADE SCORE	FINAL
7/19/62	Vic Power	5th	Dailey	Cleveland	6-0	8-0
8/3/66	Ted Uhlaender	8th	Stigman	Boston	7-2	7-2
5/10/68	John Roseboro	4th	Clark	at California	4-0	6-5
4/9/69	Rod Carew	5th	Nelson	at Kansas City	3-2	3-4
4/19/69	Rod Carew	7th	Wilhelm	California	5-5	6-5
4/30/69	Rod Carew	5th	Brandon	Seattle	5-0	6-4
5/18/69	Cesar Tovar *	3rd	Lolich	Detroit	2-1	2-8
5/18/69	Rod Carew *	3rd	Lolich	Detroit	1-2	2-8
6/4/69	Rod Carew	8th	McDaniel	New York-AL	4-2	4-2
6/16/69	Rod Carew	1st	Mrphy	California	2-0	8-2
7/16/69 (1)	Rod Carew	2nd	Nyman	Chicago-AL	6-2	9-8
8/23/69	Cesar Tovar	2nd	Kekich	New York-AL	6-0	8-3
4/23/71	Rod Carew	1st	Kline	at New York-AL	1-0	7-3
9/1/72	Rod Carew #	10th	Farmer	Cleveland	5-4	5-4 (10 inn.)
9/12/72	Jim Nettles	4th	Hunter	Oakland	4-2	4-7
6/28/73	Rod Carew	3rd	Broberg	at Texas	2-0	4-0
5/14/75	Rod Carew	1st	Perry	Cleveland	1-0	3-0
5/17/76	Rod Carew	1st	Norris	Oakland	1-0	5-4
8/30/76	Rod Carew	1st	Augustine	Milwaukee	1-2	10-3
6/27/77	Rod Carew	4th	Hinds	Milwaukee	7-3	10-3
4/8/88	Dan Gladden	7th	Wells	Toronto	5-2	6-3
9/25/88	Dan Gladden	7th	Petry	at California	3-2	6-2
9/27/97	Rich Becker	5th	Juden	at Cleveland	2-0	6-4

* - denotes consecutive batters
\# - ended game

DID YOU *Know?*

...that Minnesota's Tony Oliva hit the first home run by a designated hitter in American League history. He went deep off Catfish Hunter, April 6, 1973 at Oakland.

POSTSEASON

1965 WORLD SERIES

TWINS VS. LOS ANGELES DODGERS

DODGERS:	AVG	G	AB	R	H	2B	3B	HR	RBI	BB	SO	SB
Crawford, ph	.500	2	2	0	1	0	0	0	0	0	1	0
Lefebvre, 2b	.400	3	10	2	4	0	0	0	0	0	0	0
Fairly, rf	.379	7	29	7	11	3	0	2	6	0	1	0
Wills, ss	.367	7	30	3	11	3	0	0	3	1	3	3
Osteen, p	.333	3	3	0	1	0	0	0	0	0	0	0
Parker, 1b	.304	7	23	3	7	0	1	1	2	3	3	2
Johnson, lf	.296	7	27	3	8	2	0	2	4	1	3	0
Roseboro, c	.286	7	21	1	6	1	0	0	3	5	3	1
W. Davis, cf	.231	7	26	3	6	0	0	0	0	0	2	3
Gilliam, 3b	.214	7	28	2	6	1	0	0	2	1	0	0
Tracewski, ph-2b	.118	6	17	0	2	0	0	0	0	1	5	0
Koufax, p	.111	3	9	0	1	0	0	0	1	1	5	0
Drysdale, p-ph	.000	3	5	0	0	0	0	0	0	0	4	0
Moon, ph	.000	2	2	0	0	0	0	0	0	0	0	0
Kennedy, 3b-pr	.000	4	1	0	0	0	0	0	0	0	0	0
LeJohn, ph	.000	1	1	0	0	0	0	0	0	0	1	0
Miller, p	. . .	2	0	0	0	0	0	0	0	0	0	0
Perranoski, p	. . .	2	0	0	0	0	0	0	0	0	0	0
Reed, p	. . .	2	0	0	0	0	0	0	0	0	0	0
Brewer, p	. . .	1	0	0	0	0	0	0	0	0	0	0
Totals	**.274**	**7**	**234**	**24**	**64**	**10**	**1**	**5**	**21**	**13**	**31**	**9**

Pitchers:	W	L	ERA	G	GS	CG	SHO	SV	IP	H	R	ER	BB	SO
Miller	0	0	0.00	2	0	0	0	0	1.1	0	0	0	0	0
Koufax	2	1	0.38	3	3	2	2	0	24.0	13	2	1	5	29
Osteen	1	1	0.64	2	2	1	1	0	14.0	9	2	1	5	4
Drysdale	1	1	3.86	2	2	1	0	0	11.2	12	9	5	3	15
Brewer	0	0	4.50	1	0	0	0	0	2.0	3	1	1	0	1
Perranoski	0	0	7.36	2	0	0	0	0	3.2	3	3	3	4	1
Reed	0	0	8.10	2	0	0	0	0	3.1	2	3	3	2	4
Totals	**4**	**3**	**2.10**	**14**	**7**	**4**	**3**	**0**	**60.0**	**42**	**20**	**14**	**19**	**54**

TWINS:	AVG	G	AB	R	H	2B	3B	HR	RBI	BB	SO	SB
Killebrew, 3b	.286	7	21	2	6	0	0	1	2	6	4	0
Versalles, ss	.286	7	28	3	8	1	1	1	4	2	7	1
Valdespino, lf-ph	.273	5	11	1	3	1	0	0	0	0	1	0
Grant, p	.250	3	8	3	2	1	0	1	3	0	1	0
Nossek, cf-ph	.200	6	20	0	4	0	0	0	0	0	1	0
Quilici, 2b	.200	7	20	2	4	2	0	0	1	4	3	0
Oliva, rf	.192	7	26	2	5	1	0	1	2	1	6	0
Kaat, p	.167	3	6	0	1	0	0	0	2	0	5	0
Hall, cf	.143	2	7	0	1	0	0	0	0	1	5	0
Mincher, 1b	.130	7	23	3	3	0	0	1	1	2	7	0
Allison, lf	.125	5	16	3	2	1	0	1	2	2	9	1
Battey, c	.120	7	25	1	3	0	1	0	2	0	5	0
Rollins, ph	.000	3	2	0	0	0	0	0	0	1	0	0
Zimmerman, c	.000	2	1	0	0	0	0	0	0	0	0	0
Pascual, p	.000	1	1	0	0	0	0	0	0	0	0	0
Klippstein, p	. . . .	2	0	0	0	0	0	0	0	0	0	0
Merritt, p	. . . .	2	0	0	0	0	0	0	0	0	0	0
Perry, p	. . . .	2	0	0	0	0	0	0	0	0	0	0
Worthington, p	. . . .	2	0	0	0	0	0	0	0	0	0	0
Boswell, p	. . . .	1	0	0	0	0	0	0	0	0	0	0
Pleis, p	. . . .	1	0	0	0	0	0	0	0	0	0	0
Totals	**.195**	**7**	**215**	**20**	**42**	**7**	**2**	**6**	**19**	**19**	**54**	**2**

Pitchers:	W	L	ERA	G	GS	CG	SHO	SV	IP	H	R	ER	BB	SO
Worthington	0	0	0.00	2	0	0	0	0	4.0	2	1	0	2	2
Klippstein	0	0	0.00	2	0	0	0	0	2.2	2	0	0	2	3
Merritt	0	0	2.70	2	0	0	0	0	3.1	2	1	1	0	1
Grant	2	1	2.74	3	3	2	0	0	23.0	22	8	7	2	12
Boswell	0	0	3.38	1	0	0	0	0	2.2	3	1	1	2	3
Kaat	1	2	3.77	3	3	1	0	0	14.1	18	7	6	2	6
Perry	0	0	4.50	2	0	0	0	0	4.0	5	2	2	2	4
Pascual	0	1	5.40	1	1	0	0	0	5.0	8	3	3	1	0
Pleis	0	0	9.00	1	0	0	0	0	1.0	2	1	1	0	0
Totals	**3**	**4**	**3.15**	**17**	**7**	**3**	**0**	**0**	**60.0**	**64**	**24**	**21**	**13**	**31**

GAME 1 — Wednesday, October 6 at Minnesota

Los Angeles	0	1	0	0	0	0	0	0	1	—	2	10	1
Minnesota	**0**	**1**	**6**	**0**	**0**	**1**	**0**	**0**	**x**	**—**	**8**	**10**	**0**

WP — Grant. LP — Drysdale.
Drysdale, Reed (3), Brewer (5), Perranoski (7) and Roseboro.
Grant and Battey.
HR — Fairly, Mincher, Versalles. T — 2:29. A — 47,797.

GAME 2 — Thursday, October 7 at Minnesota

Los Angeles	0	0	0	0	0	0	1	0	0	—	1	7	3
Minnesota	**0**	**0**	**0**	**0**	**0**	**2**	**1**	**2**	**x**	**—**	**5**	**9**	**0**

WP — Kaat. LP — Koufax.
Koufax, Perranoski (7), Miller (8) and Roseboro.
Kaat and Battey.
T — 2:13. A — 48,700.

GAME 3 — Saturday, October 9 at Los Angeles

Minnesota	**0**	**0**	**0**	**0**	**0**	**0**	**0**	**0**	**0**	**—**	**0**	**5**	**0**
Los Angeles	0	0	0	2	1	1	0	0	x	—	4	10	1

WP — Osteen. LP — Pascual.
Pascual, Merritt (6), Klippstein (8) and Battey, Zimmerman (7).
Osteen and Roseboro.
T — 2:06. A — 55,934.

GAME 4 — Sunday, October 10 at Los Angeles

Minnesota	**0**	**0**	**0**	**1**	**0**	**1**	**0**	**0**	**0**	**—**	**2**	**5**	**2**
Los Angeles	1	1	0	1	0	3	0	1	x	—	7	10	0

WP — Drysdale. LP — Grant.
Grant, Worthington (6), Pleis (8) and Battey, Zimmerman (7).
Drysdale and Roseboro.
HR — Killebrew, Parker, Oliva, Johnson. T — 2:15. A — 55,920.

GAME 5 — Monday, October 11 at Los Angeles

Minnesota	**0**	**0**	**0**	**0**	**0**	**0**	**0**	**0**	**0**	**—**	**0**	**4**	**1**
Los Angeles	2	0	2	1	0	0	2	0	x	—	7	14	0

WP — Koufax. LP — Kaat.
Kaat, Boswell (3), Perry (6) and Battey.
Koufax and Roseboro.
T — 2:34. A — 55,801.

GAME 6 — Wednesday, October 13 at Minnesota

Los Angeles	0	0	0	0	0	0	1	0	0	—	1	6	1
Minnesota	**0**	**0**	**0**	**2**	**0**	**3**	**0**	**0**	**x**	**—**	**5**	**6**	**1**

WP — Grant. LP — Osteen.
Osteen, Reed (6), Miller (8) and Roseboro.
Grant and Battey.
HR — Fairly, Allison, Grant. T — 2:16. A — 49,578.

GAME 7 — Thursday, October 14 at Minnesota

Los Angeles	0	0	0	2	0	0	0	0	0	—	2	7	0
Minnesota	**0**	**0**	**0**	**0**	**0**	**0**	**0**	**0**	**0**	**—**	**0**	**3**	**1**

WP — Koufax. LP — Kaat.
Koufax and Roseboro.
Kaat, Worthington (4), Klippstein (6), Merritt (7), Perry (9) and Battey.
HR — Johnson. T — 2:27. A — 50,596.

1969 AMERICAN LEAGUE CHAMPIONSHIP SERIES

TWINS VS. BALTIMORE ORIOLES

ORIOLES:	AVG	G	AB	R	H	2B	3B	HR	RBI	BB	SO	SB
B. Robinson, 3b	.500	3	14	1	7	1	0	0	0	0	0	0
Motton, ph	.500	2	2	0	1	0	0	0	1	0	0	0
Blair, cf	.400	3	15	1	6	2	0	1	6	2	2	0
Powell, 1b	.385	3	13	2	5	0	0	1	1	2	0	0
F. Robinson, rf	.333	3	12	1	4	2	0	1	2	3	3	0
Buford, lf	.286	3	14	3	4	1	0	0	1	3	0	0
Belanger, ss	.267	3	15	4	4	0	1	1	1	0	0	0
Hendricks, ph-c	.250	3	8	2	2	2	0	0	3	1	2	0
Johnson, 2b	.231	3	13	2	3	0	0	0	0	2	1	0
Palmer, p	.000	1	5	0	0	0	0	0	0	0	3	0
Etchebarren, c	.000	2	4	0	0	0	0	0	0	0	0	0
McNally, p	.000	1	4	0	0	0	0	0	0	0	2	0
Cuellar, p	.000	1	2	0	0	0	0	0	0	0	1	0
May, ph	.000	1	1	0	0	0	0	0	0	0	0	0
Salmon, ph	.000	1	1	0	0	0	0	0	0	0	0	0
R. Hall, p	....	1	0	0	0	0	0	0	0	0	0	0
Lopez, p	....	1	0	0	0	0	0	0	0	0	0	0
Rettenmund, ph	....	1	0	0	0	0	0	0	0	0	0	0
Richert, p	....	1	0	0	0	0	0	0	0	0	0	0
Watt, p	....	1	0	0	0	0	0	0	0	0	0	0
Totals	**.293**	**3**	**123**	**16**	**36**	**8**	**1**	**4**	**15**	**13**	**14**	**0**

Pitchers:	W	L	ERA	G	GS	CG	SHO	SV	IP	H	R	ER	BB	SO
McNally	1	0	0.00	1	1	1	1	0	11.0	3	0	0	5	11
Watt	0	0	0.00	1	0	0	0	0	2.0	0	0	0	0	2
Richert	0	0	0.00	1	0	0	0	0	1.0	0	0	0	2	2
R. Hall	1	0	0.00	1	0	0	0	0	0.2	0	0	0	0	1
Lopez	0	0	0.00	1	0	0	0	0	0.1	1	0	0	2	0
Palmer	1	0	2.00	1	1	1	0	0	9.0	10	2	2	2	4
Cuellar	0	0	2.25	1	1	0	0	0	8.0	3	3	2	1	7
Totals	**3**	**0**	**1.13**	**7**	**3**	**2**	**1**	**0**	**32.0**	**17**	**5**	**4**	**12**	**27**

TWINS:	AVG	G	AB	R	H	2B	3B	HR	RBI	BB	SO	SB
Nettles, ph	1.000	1	1	0	1	0	0	0	0	0	0	0
Woodson, p	1.000	1	1	0	1	0	0	0	0	0	0	0
Oliva, rf	.385	3	13	3	5	2	0	1	2	1	3	1
Roseboro, c	.200	2	5	0	1	0	0	0	0	0	0	0
Reese, 1b	.167	3	12	0	2	0	0	0	2	1	1	0
Uhlaender, lf	.167	2	6	0	1	0	0	0	0	0	0	0
Cardenas, ss	.154	3	13	0	2	0	1	0	0	0	7	0
Mitterwald, c	.143	2	7	0	1	0	0	0	0	1	3	0
Killebrew, 3b	.125	3	8	2	1	1	0	0	0	6	2	0
Tovar, cf	.077	3	13	0	1	0	0	0	0	1	2	1
Carew, 2b	.071	3	14	0	1	0	0	0	0	1	4	0
Allison, lf	.000	2	8	0	0	0	0	0	1	0	0	0
Boswell, p	.000	1	4	0	0	0	0	0	0	0	4	0
Perry, p	.000	1	3	0	0	0	0	0	0	0	1	0
Perranoski, p	.000	3	1	0	0	0	0	0	0	0	0	0
Renick, ph	.000	1	1	0	0	0	0	0	0	0	0	0
Chance, p	....	1	0	0	0	0	0	0	0	0	0	0
Grzenda, p	....	1	0	0	0	0	0	0	0	0	0	0
T. Hall, p	....	1	0	0	0	0	0	0	0	0	0	0
Manuel, ph	....	1	0	0	0	0	0	0	0	1	0	0
Miller, p	....	1	0	0	0	0	0	0	0	0	0	0
Worthington, p	....	1	0	0	0	0	0	0	0	0	0	0
Totals	**.155**	**3**	**110**	**5**	**17**	**3**	**1**	**1**	**5**	**12**	**27**	**2**

Pitchers:	W	L	ERA	G	GS	CG	SHO	SV	IP	H	R	ER	BB	SO
Grzenda	0	0	0.00	1	0	0	0	0	0.2	0	0	0	0	0
T. Hall	0	0	0.00	1	0	0	0	0	0.2	0	0	0	0	0
Boswell	0	1	0.84	1	1	0	0	0	10.2	7	1	1	7	4
Perry	0	0	3.38	1	1	0	0	0	8.0	6	3	3	3	3
Miller	0	1	5.40	1	1	0	0	0	1.2	5	3	1	0	0
Perranoski	0	1	5.79	3	0	0	0	0	4.2	8	3	3	0	2
Worthington	0	0	6.75	1	0	0	0	0	1.1	3	1	1	0	1
Woodson	0	0	10.80	1	0	0	0	0	1.2	3	2	2	3	2
Chance	0	0	13.50	1	0	0	0	0	2.0	4	3	3	0	2
Totals	**0**	**3**	**4.02**	**11**	**3**	**0**	**0**	**0**	**31.1**	**36**	**16**	**14**	**13**	**14**

GAME 1 — Saturday, October 4 at Baltimore

Minnesota	**0**	**0**	**0**	**0**	**1**	**0**	**2**	**0**	**0**	**0**	**0**	**0**	**—**	**3**	**4**	**2**
Baltimore	0	0	0	1	1	0	0	0	1	0	0	1	—	4	10	1

WP —Hall. LP —Perranoski.
Perry, Perranoski (9) and Mitterwald, Roseboro (12).
Cuellar, Richert (9), Watt (10), Lopez (12), R. Hall (12) and Hendricks, Etchebarren (10).
HR —F. Robinson, Belanger, Oliva, Powell.
T —3:29. A —39,324.

GAME 2 — Sunday, October 5 at Baltimore

Minnesota	**0**	**0**	**0**	**0**	**0**	**0**	**0**	**0**	**0**	**0**	**0**	**0**	**—**	**0**	**3**	**1**
Baltimore	0	0	0	0	0	0	0	0	0	0	1		—	1	8	0

WP —McNally. LP —Boswell.
Boswell, Perranoski (11) and Mitterwald.
McNally and Etchebarren, Hendricks (10).
T —3:17. A —41,704.

GAME 3 — Monday, October 6 at Minnesota

Baltimore	**0**	**3**	**0**	**2**	**0**	**1**	**0**	**2**	**3**	**—**	**11**	**18**	**0**
Minnesota	1	0	0	0	1	0	0	0	0	—	2	10	2

WP —Palmer. LP —Miller.
Palmer and Hendricks.
Miller, Woodson (2), T. Hall (4), Worthington (5), Grzenda (6), Chance (7), Perranoski (9) and Roseboro.
HR —Blair. T —2:48. A —32,735.

1970 AMERICAN LEAGUE CHAMPIONSHIP SERIES

TWINS VS. BALTIMORE ORIOLES

ORIOLES:	AVG	G	AB	R	H	2B	3B	HR	RBI	BB	SO	SB
B. Robinson, 3b	.583	3	12	3	7	2	0	0	1	0	1	0
Cuellar, p	.500	1	2	1	1	0	0	1	4	0	1	0
R. Hall, p	.500	1	2	1	1	0	0	0	0	0	1	0
Powell, 1b	.429	3	14	2	6	2	0	1	6	0	3	0
Buford, lf	.429	2	7	2	3	1	0	1	3	2	0	0
Hendricks, c	.400	1	5	2	2	0	0	0	0	0	1	0
McNally, p	.400	1	5	1	2	1	0	0	1	0	1	0
Johnson, 2b	.364	3	11	4	4	0	0	2	4	1	1	0
Belanger, ss	.333	3	12	5	4	0	0	0	1	1	0	0
Rettenmund, lf	.333	1	3	1	1	0	0	0	1	2	1	1
Palmer, p	.250	1	4	1	1	1	0	0	1	0	0	0
F. Robinson, rf	.200	3	10	3	2	0	0	1	2	5	2	0
Etchebarren, c	.111	2	9	1	1	0	0	0	0	0	3	0
Blair, cf	.077	3	13	0	1	0	0	0	0	1	4	0
Totals	**.330**	**3**	**109**	**27**	**36**	**7**	**0**	**6**	**24**	**12**	**19**	**1**

Pitchers:	W	L	ERA	G	GS	CG	SHO	SV	IP	H	R	ER	BB	SO
R. Hall	1	0	0.00	1	0	0	0	0	4.2	1	0	0	0	3
Palmer	1	0	1.00	1	1	1	0	0	9.0	7	1	1	3	12
McNally	1	0	3.00	1	1	1	0	0	9.0	6	3	3	5	5
Cuellar	0	0	12.46	1	1	0	0	0	4.1	10	6	6	1	2
Totals	**3**	**0**	**3.33**	**4**	**3**	**2**	**0**	**0**	**27.0**	**24**	**10**	**10**	**9**	**22**

TWINS:	AVG	G	AB	R	H	2B	3B	HR	RBI	BB	SO	SB
Oliva, rf	.500	3	12	2	6	2	0	1	1	0	1	0
Mitterwald, c	.500	2	8	2	4	1	0	0	2	0	2	0
Tovar, cf-2b-lf	.385	3	13	2	5	0	1	0	1	0	0	0
Killebrew, 3b-1b	.273	3	11	2	3	0	0	2	4	2	4	0
Ratliff, c	.250	1	4	0	1	0	0	0	0	0	1	0
Renick, 3b-ph	.200	2	5	0	1	0	0	0	0	0	1	0
Cardenas, ss	.182	3	11	1	2	0	0	0	1	1	1	0
Reese, 1b	.143	2	7	0	1	0	0	0	0	1	1	0
Thompson, 2b	.125	3	8	0	1	1	0	0	0	1	0	0
Alyea, lf-ph	.000	3	7	1	0	0	0	0	0	2	3	0
Holt, ph-cf-pr	.000	3	5	0	0	0	0	0	0	0	2	0
Allison, ph	.000	3	2	0	0	0	0	0	0	1	1	0
Quilici, 2b-ph	.000	3	2	0	0	0	0	0	0	0	1	0
Carew, ph	.000	2	2	0	0	0	0	0	0	0	1	0
T. Hall, p	.000	2	1	0	0	0	0	0	0	0	1	0
Perry, p	.000	2	1	0	0	0	0	0	1	0	0	0
Kaat, p	.000	1	1	0	0	0	0	0	0	0	1	0
Manuel, ph	.000	1	1	0	0	0	0	0	0	0	1	0
Perranoski, p	....	2	0	0	0	0	0	0	0	0	0	0
Tiant, p-pr	....	2	0	0	0	0	0	0	0	0	0	0
Williams, p	....	2	0	0	0	0	0	0	0	1	0	0
Zepp, p	....	2	0	0	0	0	0	0	0	0	0	0
Blyleven, p	....	1	0	0	0	0	0	0	0	0	0	0
Woodson, p	....	1	0	0	0	0	0	0	0	0	0	0
Totals	**.238**	**3**	**101**	**10**	**24**	**4**	**1**	**3**	**10**	**9**	**22**	**0**

Pitchers:	W	L	ERA	G	GS	CH	SHO	SV	IP	H	R	ER	BB	SO
Williams	0	0	0.00	2	0	0	0	0	6.0	2	0	0	1	2
Blyleven	0	0	0.00	1	0	0	0	0	2.0	2	1	0	0	2
T. Hall	0	1	6.75	2	1	0	0	0	5.1	6	4	4	4	6
Zepp	0	0	6.75	2	0	0	0	0	1.1	2	1	1	2	2
Kaat	0	1	9.00	1	1	0	0	0	2.0	6	4	2	2	1
Woodson	0	0	9.00	1	0	0	0	0	1.0	2	1	1	1	0
Perry	0	1	13.50	2	1	0	0	0	5.1	10	9	8	1	3
Tiant	0	0	13.50	1	0	0	0	0	0.2	1	2	1	0	0
Perranoski	0	0	19.29	2	0	0	0	0	2.1	5	5	5	1	3
Totals	**0**	**3**	**7.62**	**14**	**3**	**0**	**0**	**0**	**26.0**	**36**	**27**	**22**	**12**	**19**

DID YOU *Know?*

...that the last time the Twins/Senators won a World Series road game was on October 7, 1925. Starting pitcher Walter Johnson allowed one run on five hits in 9.0 innings pitched to go along with 10 strikeouts in Game 1 vs. Pittsburgh. Since that game, the Twins/Senators have 14 straight losses (three straight losses in '25, two straight in '33, three straight in '65, three straight in '87 and three more in '91).

GAME 1 Saturday, October 3 at Minnesota

Baltimore	0	2	0	7	0	1	0	0	0	—	10	13	0
Minnesota	**1**	**1**	**0**	**1**	**3**	**0**	**0**	**0**	**0**	**—**	**6**	**11**	**2**

WP —Hall. LP —Perry.
Cuellar, R. Hall (5) and Hendricks.
Perry, Zepp (4), Woodson (5), Williams (6), Perranoski (9) and Mitterwald.
HR — Cuellar, Buford, Powell, Killebrew. T — 2:36. A — 26, 847.

GAME 2 Sunday, October 4 at Minnesota

Baltimore	1	0	2	1	0	0	0	0	7	—	11	13	0
Minnesota	**0**	**0**	**0**	**3**	**0**	**0**	**0**	**0**	**0**	**—**	**3**	**6**	**2**

WP —McNally. LP —Hall.
McNally and Etchebarren.
T. Hall, Zepp (4), Williams (5), Perranoski (8), Tiant (9) and Mitterwald.
HR — F. Robinson, Killebrew, Oliva, Johnson. T — 2:59. A — 27,490.

GAME 3 Monday, October 5 at Baltimore

Minnesota	**0**	**0**	**0**	**0**	**1**	**0**	**0**	**0**	**0**	**—**	**1**	**7**	**2**
Baltimore	1	1	3	0	0	0	1	0	x	—	6	10	0

WP —Palmer. LP —Kaat.
Kaat, Blyleven (3), T. Hall (5), Perry (7) and Ratliff.
Palmer and Etchebarren.
HR — Johnson. T — 2:20. A — 27,608.

1987 AMERICAN LEAGUE CHAMPIONSHIP SERIES

TWINS VS. DETROIT TIGERS

TIGERS:	AVG	G	AB	R	H	2B	3B	HR	RBI	BB	SO	SB
Grubb, ph-dh	.571	4	7	0	4	0	0	0	0	0	1	0
Morrison, dh-3b	.400	2	5	1	2	0	0	0	0	0	1	0
Herndon, rf-ph-dh	.333	3	9	1	3	1	0	0	2	1	1	1
Sheridan, rf-pr	.300	5	10	2	3	1	0	1	2	0	2	0
Evans, 1b-3b	.294	5	17	0	5	0	0	0	0	4	2	0
Gibson, lf	.286	5	21	4	6	1	0	1	4	3	8	3
Heath, c	.286	3	7	1	2	0	0	1	2	0	0	0
Lemon, cf	.278	5	18	4	5	0	0	2	4	1	4	0
Bergman, ph-dh-1b	.250	4	4	0	1	0	0	0	2	0	1	0
Trammell, ss	.200	5	20	3	4	1	0	0	2	1	2	0
Whitaker, 2b	.176	5	17	4	3	0	0	1	1	7	3	1
Nokes, ph-dh-c	.143	5	14	2	2	0	0	1	2	1	4	0
Brookens, 3b	.000	5	13	0	0	0	0	0	0	0	3	0
Madlock, dh	.000	1	5	0	0	0	0	0	0	0	3	0
Totals	**.240**	**5**	**167**	**23**	**40**	**4**	**0**	**7**	**21**	**18**	**35**	**5**

Pitchers:	W	L	ERA	G	GS	CG	SHO	SV	IP	H	R	ER	BB	SO
Petry	0	0	0.00	1	0	0	0	0	3.1	1	1	0	0	1
Hernandez	0	0	0.00	1	0	0	0	0	0.1	2	0	0	0	0
Robinson	0	0	0.00	1	0	0	0	0	0.1	1	0	0	0	0
Thurmond	0	0	0.00	1	0	0	0	0	0.1	0	0	0	0	0
King	0	0	1.69	2	0	0	0	0	5.1	3	1	1	2	4
Tanana	0	1	5.06	1	1	0	0	0	5.1	6	4	3	4	1
Morris	0	1	6.75	1	1	1	0	0	8.0	6	6	6	3	7
Terrell	0	0	9.00	1	1	0	0	0	6.0	7	6	6	4	4
Alexander	0	2	10.00	2	2	0	0	0	9.0	14	10	10	1	5
Henneman	1	0	10.80	1	0	0	0	0	5.0	6	6	6	6	3
Totals	**1**	**4**	**6.70**	**12**	**5**	**1**	**0**	**0**	**43.0**	**46**	**34**	**32**	**20**	**25**

TWINS:	AVG	G	AB	R	H	2B	3B	HR	RBI	BB	SO	SB
Larkin, ph	1.000	1	1	0	1	1	0	0	1	0	0	0
Butera, c	.667	1	3	0	2	0	0	0	0	0	0	0
Brunansky, rf	.412	5	17	5	7	4	0	2	9	4	3	0
Baylor, ph-dh	.400	2	5	0	2	0	0	0	1	0	0	0
Gladden, lf	.350	5	20	5	7	2	0	0	5	2	1	0
Gaetti, 3b	.300	5	20	5	6	1	0	2	5	1	3	0
Gagne, ss	.278	5	18	5	5	3	0	2	3	3	4	0
Lombardozzi, 2b-pr	.267	5	15	2	4	0	0	0	1	2	2	0
Bush, dh	.250	4	12	4	3	0	1	0	2	3	2	3
Puckett, cf	.208	5	24	3	5	1	0	1	3	0	5	1
Hrbek, 1b	.150	5	20	4	3	0	0	1	1	3	0	0
Laudner, c	.071	5	14	1	1	1	0	0	2	2	5	0
Newman, 2b	.000	1	2	0	0	0	0	0	0	0	0	0
Davidson, pr	.000	1	0	0	0	0	0	0	0	0	0	0
Totals	**.269**	**5**	**171**	**34**	**46**	**13**	**1**	**8**	**33**	**20**	**25**	**4**

Pitchers:	W	L	ERA	G	GS	CG	SHO	SV	IP	H	R	ER	BB	SO
Schatzeder	0	0	0.00	2	0	0	0	0	4.1	2	0	0	0	5
Atherton	0	0	0.00	1	0	0	0	0	0.1	1	0	0	0	0
Berenguer	0	0	1.50	4	0	0	0	1	6.0	1	1	1	3	6
Blyleven	2	0	4.05	2	2	0	0	0	13.1	12	6	6	3	9
Reardon	1	1	5.06	4	0	0	0	2	5.1	7	3	3	3	5
Viola	1	0	5.25	2	2	0	0	0	12.0	14	8	7	5	9
Straker	0	0	16.88	1	1	0	0	0	2.2	3	5	5	4	1
Totals	**4**	**1**	**4.50**	**16**	**5**	**0**	**0**	**3**	**44.0**	**40**	**23**	**22**	**18**	**35**

GAME 1 — Wednesday, October 7 at Minnesota

Detroit	0	0	1	0	0	1	1	2	0	—	5	10	0
Minnesota	**0**	**1**	**0**	**0**	**3**	**0**	**0**	**4**	**x**	**—**	**8**	**10**	**0**

WP —Reardon. LP —Alexander.
Alexander, Henneman (8), Hernandez (8), King (8) and Heath.
Viola, Reardon (8) and Laudner.
HR — Gaetti 2, Heath, Gibson. T — 2:46. A — 53,269.

GAME 2 — Thursday, October 8 at Minnesota

Detroit	0	2	0	0	0	0	0	1	0	—	3	7	1
Minnesota	**0**	**3**	**0**	**2**	**1**	**0**	**0**	**0**	**x**	**—**	**6**	**6**	**0**

WP —Blyleven. LP —Morris. Save —Berenguer.
Morris and Heath, Nokes (8).
Blyleven, Berenguer (8) and Laudner.
HR — Lemon, Hrbek, Whitaker. T — 2:54. A — 55,245.

GAME 3 — Saturday, October 10 at Detroit

Minnesota	**0**	**0**	**0**	**2**	**0**	**2**	**2**	**0**	**0**	**—**	**6**	**8**	**1**
Detroit	0	0	5	0	0	0	0	2	x	—	7	7	0

WP —Henneman. LP —Reardon.
Straker, Schatzeder (3), Berenguer (7), Reardon (8) and Butera, Laudner (7).
Terrell, Henneman (7) and Nokes.
HR — Gagne, Brunansky, Sheridan. T — 3:29. A — 49,730.

GAME 4 — Sunday, October 11 at Detroit

Minnesota	**0**	**0**	**1**	**1**	**1**	**1**	**0**	**1**	**0**	**—**	**5**	**7**	**1**
Detroit	1	0	0	0	1	1	0	0	0	—	3	7	3

WP —Viola. LP —Tanana. Save —Reardon.
Viola, Atherton (6), Berenguer (6), Reardon (9) and Laudner.
Tanana, Petry (6), Thurmond (9) and Heath.
HR — Puckett, Gagne. T — 3:24. A — 51,939.

GAME 5 — Monday, October 12 at Detroit

Minnesota	**0**	**4**	**0**	**0**	**0**	**0**	**1**	**1**	**3**	**—**	**9**	**15**	**1**
Detroit	0	0	0	3	0	0	0	1	1	—	5	9	1

WP —Blyleven. LP —Alexander. Save —Reardon.
Blyleven, Schatzeder (7), Berenguer (8), Reardon (8) and Laudner.
Alexander, King (2), Henneman (7), Robinson (9) and Nokes.
HR — Nokes, Lemon, Brunansky. T — 3:14. A — 47,448.

1987 WORLD SERIES

TWINS VS. ST. LOUIS CARDINALS

CARDINALS:	AVG	G	AB	R	H	2B	3B	HR	RBI	BB	SO	SB
Pendleton, dh-ph	.429	3	7	2	3	0	0	0	1	1	1	2
Pena, c-dh	.409	7	22	2	9	1	0	0	4	3	2	1
McGee, cf	.370	7	27	2	10	2	0	0	4	0	9	0
Lindeman, 1b-ph-rf	.333	6	15	3	5	1	0	0	2	0	3	0
Lake, c	.333	3	3	0	1	0	0	0	1	0	0	0
Ford, rf-ph	.308	5	13	1	4	0	0	0	2	1	1	0
Herr, 2b	.250	7	28	2	7	0	0	1	1	2	2	0
Oquendo, rf-3b	.250	7	24	2	6	0	0	0	2	1	4	0
Pagnozzi, dh-ph	.250	2	4	0	1	0	0	0	0	0	0	0
Driessen, 1b	.231	4	13	3	3	2	0	0	1	1	1	0
Smith, ss	.214	7	28	3	6	0	0	0	2	2	3	2
Coleman, lf	.143	7	28	5	4	2	0	0	2	2	10	6
Lawless, 3b	.100	3	10	1	1	0	0	1	3	0	4	0
Cox, p	.000	3	2	0	0	0	0	0	0	0	1	0
Forsch, p	.000	3	2	0	0	0	0	0	0	0	0	0
Tudor, p	.000	2	2	0	0	0	0	0	0	0	2	0
Morris, rf	.000	1	2	0	0	0	0	0	0	0	0	0
Dayley, p	.000	4	1	0	0	0	0	0	0	0	1	0
Mathews, p	.000	1	1	0	0	0	0	0	0	0	0	0
Worrell, p	....	4	0	0	0	0	0	0	0	0	0	0
Horton, p	....	2	0	0	0	0	0	0	0	0	0	0
Magrane, p	....	2	0	0	0	0	0	0	0	0	0	0
Tunnell, p	....	2	0	0	0	0	0	0	0	0	0	0
Johnson, pr	....	1	0	0	0	0	0	0	0	0	0	1
Totals	**.259**	**7**	**232**	**26**	**60**	**8**	**0**	**2**	**25**	**13**	**44**	**12**

Pitchers:	W	L	ERA	G	GS	CG	SHO	SV	IP	H	R	ER	BB	SO
Worrell	0	0	1.29	4	0	0	0	2	7.0	6	1	1	4	3
Dayley	0	0	1.93	4	0	0	0	1	4.2	2	1	1	0	3
Tunnell	0	0	2.08	2	0	0	0	0	4.1	4	2	1	2	1
Mathews	0	0	2.45	1	1	0	0	0	3.2	2	1	1	2	3
Tudor	1	1	5.73	2	2	0	0	0	11.0	15	7	7	3	8
Horton	0	0	6.00	2	0	0	0	0	3.0	5	2	2	0	1
Cox	1	2	7.71	3	2	0	0	0	11.2	13	10	10	8	9
Magrane	0	1	8.59	2	2	0	0	0	7.1	9	7	7	5	5
Forsch	1	0	9.95	3	0	0	0	0	6.1	8	7	7	5	3
Totals	**3**	**4**	**5.64**	**23**	**7**	**0**	**0**	**3**	**59.0**	**64**	**38**	**37**	**29**	**36**

DID YOU *Know?*

...that the 1987 World Series was the first in which games were played indoors.

1987 WORLD SERIES (CONTINUED)

TWINS:	AVG	G	AB	R	H	2B	3B	HR	RBI	BB	SO	SB
Smalley, ph	.500	4	2	0	1	1	0	0	0	2	0	0
Lombardozzi, 2b	.412	6	17	3	7	1	0	1	4	2	2	0
Baylor, dh-ph	.385	5	13	3	5	0	0	1	3	1	1	0
Puckett, cf	.357	7	28	5	10	1	1	0	3	2	1	1
Laudner, c	.318	7	22	4	7	1	0	1	4	5	4	0
Gladden, lf	.290	7	31	3	9	2	1	1	7	3	4	2
Gaetti, 3b	.259	7	27	4	7	2	1	1	4	2	5	2
Hrbek, 1b	.208	7	24	4	5	0	0	1	6	5	3	0
Gagne, ss	.200	7	30	5	6	1	0	1	3	1	6	0
Brunansky, rf	.200	7	25	5	5	0	0	0	2	4	4	1
Newman, pr-2b-ph	.200	4	5	0	1	0	0	0	0	1	1	0
Bush, dh-ph	.167	4	6	1	1	1	0	0	2	0	1	0
Larkin, 1b-ph	.000	5	3	1	0	0	0	0	0	1	0	0
Straker, p	.000	2	2	0	0	0	0	0	0	0	2	0
Viola, p	.000	3	1	0	0	0	0	0	0	0	1	0
Blyleven, p	.000	2	1	0	0	0	0	0	0	0	1	0
Davidson, rf-ph	.000	2	1	0	0	0	0	0	0	0	0	0
Reardon, p	....	4	0	0	0	0	0	0	0	0	0	0
Berenguer, p	....	3	0	0	0	0	0	0	0	0	0	0
Schatzeder, p	....	3	0	0	0	0	0	0	0	0	0	0
Atherton, p	....	2	0	0	0	0	0	0	0	0	0	0
Butera, c	....	1	0	0	0	0	0	0	0	0	0	0
Frazier, p	....	1	0	0	0	0	0	0	0	0	0	0
Niekro, p	....	1	0	0	0	0	0	0	0	0	0	0
Totals	**.269**	**7**	**238**	**38**	**64**	**10**	**3**	**7**	**38**	**29**	**36**	**6**

Pitchers:	W	L	ERA	G	GS	CG	SHO	SV	IP	H	R	ER	BB	SO
Reardon	0	0	0.00	4	0	0	0	1	4.2	5	0	0	0	3
Frazier	0	0	0.00	1	0	0	0	0	2.0	1	0	0	0	2
Niekro	0	0	0.00	1	0	0	0	0	2.0	1	0	0	1	1
Blyleven	1	1	2.77	2	2	0	0	0	13.0	13	5	4	2	12
Viola	2	1	3.72	3	3	0	0	0	19.1	17	8	8	3	16
Straker	0	0	4.00	2	2	0	0	0	9.0	9	4	4	3	6
Schatzeder	1	0	6.23	3	0	0	0	0	4.1	4	3	3	3	3
Atherton	0	0	6.75	2	0	0	0	0	1.1	0	1	1	1	0
Berenguer	0	1	10.38	3	0	0	0	0	4.1	10	5	5	0	1
Totals	**4**	**3**	**3.75**	**21**	**7**	**0**	**0**	**1**	**60.0**	**60**	**26**	**25**	**13**	**44**

GAME 1 — Saturday, October 17 at Minnesota

St. Louis	0	1	0	0	0	0	0	0	0	—	1	5	1
Minnesota	**0**	**0**	**0**	**7**	**2**	**0**	**1**	**0**	**x**	**—**	**10**	**11**	**0**

WP —Viola. LP —Magrane.
Magrane, Forsch (4), Horton (7) and Pena, Lake (8).
Viola, Atherton (9) and Laudner.
HR — Gladden, Lombardozzi. T — 2:39. A — 55,171.

GAME 2 — Sunday, October 18 at Minnesota

St. Louis	0	0	0	0	1	0	1	2	0	—	4	9	0
Minnesota	**0**	**1**	**0**	**6**	**0**	**1**	**0**	**0**	**x**	**—**	**8**	**10**	**0**

WP —Blyleven. LP —Cox.
Cox, Tunnell (4), Dayley (7), Worrell (8) and Pena.
Blyleven, Berenguer (8), Reardon (9) and Laudner.
HR — Gaetti, Laudner. T — 2:42. A — 55,257.

GAME 3 — Tuesday, October 20 at St. Louis

Minnesota	**0**	**0**	**0**	**0**	**0**	**1**	**0**	**0**	**0**	**—**	**1**	**5**	**1**
St. Louis	0	0	0	0	0	0	3	0	x	—	3	9	1

WP —Tudor. LP —Berenguer. Save —Worrell.
Straker, Berenguer (7), Schatzeder (7) and Laudner.
Tudor, Worrell (8) and Pena.
T — 2:45. A — 55,347.

GAME 4 — Wednesday, October 21 at St. Louis

Minnesota	**0**	**0**	**1**	**0**	**1**	**0**	**0**	**0**	**0**	**—**	**2**	**7**	**1**
St. Louis	0	0	1	6	0	0	0	0	x	—	7	10	1

WP —Forsch. LP —Viola. Save —Dayley.
Viola, Schatzeder (4), Niekro (5), Frazier (7) and Laudner, Butera (8).
Mathews, Forsch (4), Dayley (7) and Pena.
HR — Gagne, Lawless. T — 3:11. A — 55,347.

GAME 5 — Thursday, October 22 at St. Louis

Minnesota	**0**	**0**	**0**	**0**	**0**	**0**	**0**	**2**	**0**	**—**	**2**	**6**	**1**
St. Louis	0	0	0	0	0	3	1	0	x	—	4	10	1

WP —Cox. LP —Blyleven. Save —Worrell.
Blyleven, Atherton (7), Reardon (7) and Laudner.
Cox, Dayley (8), Worrell (8) and Pena, Lake (9).
T — 3:21. A — 55,347.

GAME 6 — Saturday, October 24 at Minnesota

St. Louis	1	1	0	2	1	0	0	0	0	—	5	11	2
Minnesota	**2**	**0**	**0**	**0**	**4**	**4**	**0**	**1**	**x**	**—**	**11**	**15**	**0**

WP —Schatzeder. LP —Tudor.
Tudor, Horton (5), Forsch (6), Dayley (6), Tunnell (7) and Pena.
Straker, Schatzeder (4), Berenguer (6), Reardon (9) and Laudner.
HR — Herr, Baylor, Hrbek. T — 3:22. A — 55,293.

GAME 7 — Sunday, October 25 at Minnesota

St. Louis	0	2	0	0	0	0	0	0	0	—	2	6	1
Minnesota	**0**	**1**	**0**	**0**	**1**	**1**	**0**	**1**	**x**	**—**	**4**	**10**	**0**

WP —Viola. LP —Cox. Save —Reardon.
Magrane, Cox (5), Worrell (6) and Lake.
Viola, Reardon (9) and Laudner.
T — 3:04. A — 55,376.

DID YOU *Know?*

...that in 1991, the Twins became the first team in major league history to go from last place the previous season, to World Champions the next.

1991 AMERICAN LEAGUE CHAMPIONSHIP SERIES

TWINS VS. TORONTO BLUE JAYS

BLUE JAYS:	AVG	G	AB	R	H	2B	3B	HR	RBI	BB	SO	SB
Alomar, 2b	.474	5	19	3	9	0	0	0	4	2	3	2
White, cf	.364	5	22	5	8	1	0	0	0	2	3	3
Gruber, 3b	.286	5	21	1	6	1	0	0	4	0	4	1
Borders, c	.263	5	19	0	5	1	0	0	2	0	0	0
Carter, rf-dh	.263	5	19	3	5	2	0	1	4	1	5	0
Wilson, pr-lf	.250	3	8	1	2	0	0	0	0	1	3	1
Olerud, 1b	.158	5	19	1	3	0	0	0	3	3	1	0
Lee, ss	.125	5	16	3	2	0	0	0	0	1	5	0
Mulliniks, dh-ph	.125	5	8	1	1	0	0	0	0	3	0	0
Maldonado, lf-rf	.100	5	20	1	2	1	0	0	1	1	6	0
Ducey, pr-rf	.000	1	1	0	0	0	0	0	0	0	0	0
Tabler, ph-dh	.000	2	1	0	0	0	0	0	0	1	0	0
Gonzales, pr-ss	. . . .	2	0	0	0	0	0	0	0	0	0	0
Totals	**.249**	**5**	**173**	**19**	**43**	**6**	**0**	**1**	**18**	**15**	**30**	**7**

Pitchers:	W	L	ERA	G	GS	CG	SHO	SV	IP	H	R	ER	BB	SO
Henke	0	0	0.00	2	0	0	0	0	2.2	0	0	0	1	5
Acker	0	0	0.00	1	0	0	0	0	0.2	1	0	0	0	1
Wells	0	0	2.35	4	0	0	0	0	7.2	6	2	2	2	9
Key	0	0	3.00	1	1	0	0	0	6.0	5	2	2	1	1
Guzman	1	0	3.18	1	1	0	0	0	5.2	4	2	2	4	2
Timlin	0	1	3.18	4	0	0	0	0	5.2	5	4	2	2	5
Ward	0	1	6.23	2	0	0	0	1	4.1	4	3	3	1	6
Candiotti	0	1	8.22	2	2	0	0	0	7.2	17	9	7	2	5
MacDonald	0	0	9.00	1	0	0	0	0	1.0	1	1	1	1	0
Stottlemyre	0	1	9.82	1	1	0	0	0	3.2	7	4	4	1	3
Totals	**1**	**4**	**4.60**	**5**	**5**	**0**	**0**	**1**	**45.0**	**50**	**27**	**23**	**15**	**37**

TWINS:	AVG	G	AB	R	H	2B	3B	HR	RBI	BB	SO	SB
Puckett, cf	.429	5	21	4	9	1	0	2	6	1	4	0
Knoblauch, 2b	.350	5	20	5	7	2	0	0	3	3	3	2
Mack, rf	.333	5	18	4	6	1	1	0	3	2	4	2
Pagliarulo, 3b-ph	.333	5	15	4	5	1	0	1	3	0	2	0
Davis, dh	.294	5	17	3	5	2	0	0	2	5	8	1
Harper, c	.278	5	18	1	5	2	0	0	1	0	2	0
Gladden, lf	.261	5	23	4	6	0	0	0	3	1	3	3
Gagne, ss	.235	5	17	1	4	0	0	0	1	1	5	0
Hrbek, 1b	.143	5	21	0	3	0	0	0	3	1	3	0
Leius, 3b	.000	3	4	0	0	0	0	0	0	1	1	0
Larkin, ph	.000	3	3	0	0	0	0	0	0	0	1	0
Ortiz, c	.000	3	3	0	0	0	0	0	0	0	0	0
Sorrento, ph	.000	1	1	0	0	0	0	0	0	0	1	0
Newman, 3b-ss	. . . .	2	0	0	0	0	0	0	0	0	0	0
Brown, pr	. . . .	1	0	1	0	0	0	0	0	0	0	0
Totals	**.276**	**5**	**181**	**27**	**50**	**9**	**1**	**3**	**25**	**15**	**37**	**8**

Pitchers:	W	L	ERA	G	GS	CG	SHO	SV	IP	H	R	ER	BB	SO
West	1	0	0.00	2	0	0	0	0	5.2	1	0	0	4	4
Willis	0	0	0.00	3	0	0	0	0	5.1	2	0	0	0	3
Aguilera	0	0	0.00	3	0	0	0	3	3.1	1	0	0	0	3
Guthrie	1	0	0.00	2	0	0	0	0	2.2	0	0	0	0	0
Bedrosian	0	0	0.00	2	0	0	0	0	1.1	3	2	0	2	2
Morris	2	0	4.05	2	2	0	0	0	13.1	17	6	6	1	7
Erickson	0	0	4.50	1	1	0	0	0	4.0	3	2	2	5	2
Tapani	0	1	7.84	2	2	0	0	0	10.1	16	9	9	3	9
Totals	**4**	**1**	**3.33**	**5**	**5**	**0**	**0**	**3**	**46.0**	**43**	**19**	**17**	**15**	**30**

DID YOU *Know?*

...that when Rick Aguilera pinch-hit for Mark Guthrie in Game 3 of the 1991 World Series, he became the first pitcher to be used in that role since Don Drysdale did so for the Dodgers in Game 2 of the 1965 Series vs. Minnesota.

GAME 1 — Tuesday, October 8 at Minnesota

Toronto	0	0	0	1	0	3	0	0	0	—	4	9	2
Minnesota	**2**	**2**	**1**	**0**	**0**	**0**	**0**	**0**	**x**	**—**	**5**	**11**	**0**

WP —Morris. LP —Candiotti. Save —Aguilera.
Candiotti, Wells (3), Timlin (6) and Borders.
Morris, Willis (6), Aguilera (8) and Harper, Ortiz (8).
T — 3:17. A — 54,766.

GAME 2 — Wednesday, October 9 at Minnesota

Toronto	1	0	2	0	0	0	2	0	0	—	5	9	0
Minnesota	**0**	**0**	**1**	**0**	**0**	**1**	**0**	**0**	**0**	**—**	**2**	**5**	**1**

WP —Guzman. LP —Tapani. Save —Ward.
Guzman, Henke (6), Ward (8) and Borders.
Tapani, Bedrosian (7), Guthrie (7) and Harper.
T — 3:02. A — 54,816.

GAME 3 — Friday, October 11 at Toronto

Minnesota	**0**	**0**	**0**	**0**	**1**	**1**	**0**	**0**	**0**	**1**	**—**	**3**	**7**	**0**
Toronto	2	0	0	0	0	0	0	0	0	0	—	2	5	1

WP —Guthrie. LP —Timlin. Save —Aguilera.
Erickson, West (5), Willis (7), Guthrie (9), Aguilera (10) and Ortiz, Harper (10).
Key, Wells (7), Henke (8), Timlin (10) and Borders.
HR — Carter, Pagliarulo. T — 3:36. A — 51,454.

GAME 4 — Saturday, October 12 at Toronto

Minnesota	**0**	**0**	**0**	**4**	**0**	**2**	**1**	**1**	**1**	**—**	**9**	**13**	**0**
Toronto	0	1	0	0	0	1	0	0	1	—	3	11	2

WP —Morris. LP —Stottlemyre.
Morris, Bedrosian (9) and Harper.
Stottlemyre, Wells (4), Acker (6), Timlin (7), MacDonald (9) and Borders.
HR — Puckett. T — 3:15. A — 51,526.

GAME 5 — Sunday, October 13 at Toronto

Minnesota	**1**	**1**	**0**	**0**	**0**	**3**	**0**	**3**	**0**	**—**	**8**	**14**	**2**
Toronto	0	0	3	2	0	0	0	0	0	—	5	9	1

WP —West. LP —Ward. Save —Aguilera.
Tapani, West (5), Willis (8), Aguilera (9) and Harper, Ortiz (9).
Candiotti, Timlin (6), Ward (6), Wells (8) and Borders.
HR — Puckett. T — 3:29. A — 51,425.

1991 WORLD SERIES

TWINS VS. ATLANTA BRAVES

BRAVES:	AVG	G	AB	R	H	2B	3B	HR	RBI	BB	SO	SB
Lemke, 2b	.417	6	24	4	10	1	3	0	4	2	4	0
Belliard, ss	.375	7	16	0	6	1	0	0	4	1	2	0
Pendleton, 3b	.367	7	30	6	11	3	0	2	3	3	1	0
Gant, cf	.267	7	30	3	8	0	1	0	4	2	3	1
Justice, rf	.259	7	27	5	7	0	0	2	6	5	5	2
Treadway, 2b-ph	.250	3	4	1	1	0	0	0	0	1	2	0
Smith, dh-lf	.231	7	26	5	6	0	0	3	3	3	4	1
Olson, c	.222	7	27	3	6	2	0	0	1	5	4	1
Hunter, lf-1b	.190	7	21	2	4	1	0	1	3	0	2	0
Blauser, ss-ph	.167	5	6	0	1	0	0	0	0	1	1	0
Bream, 1b	.125	7	24	0	3	2	0	0	0	3	4	0
Avery, p	.000	2	3	0	0	0	0	0	0	0	2	0
Gregg, ph	.000	4	3	0	0	0	0	0	0	0	2	0
Glavine, p	.000	2	2	0	0	0	0	0	0	0	0	0
Mitchell, lf-pr	.000	3	2	0	0	0	0	0	0	0	1	0
Smoltz, p	.000	2	2	0	0	0	0	0	0	0	1	0
Cabrera, ph-c	.000	3	1	0	0	0	0	0	0	0	0	0
Clancy, p	.000	3	1	0	0	0	0	0	0	0	1	0
Leibrandt, p	....	2	0	0	0	0	0	0	0	0	0	0
Mercker, p	....	2	0	0	0	0	0	0	0	0	0	0
Pena, p	....	3	0	0	0	0	0	0	0	0	0	0
St. Claire, p	....	1	0	0	0	0	0	0	0	0	0	0
Stanton, p	....	5	0	0	0	0	0	0	0	0	0	0
Willard, ph	.000	1	0	0	0	0	0	0	1	0	0	0
Wohlers, p	....	3	0	0	0	0	0	0	0	0	0	0
Totals	**.253**	**7**	**249**	**29**	**63**	**10**	**4**	**8**	**29**	**26**	**39**	**5**

Pitchers:	W	L	ERA	G	GS	CG	SHO	SV	IP	H	R	ER	BB	SO
Stanton	1	0	0.00	5	0	0	0	0	7.1	5	0	0	2	7
Wohlers	0	0	0.00	3	0	0	0	0	1.2	2	0	0	2	1
Mercker	0	0	0.00	2	0	0	0	0	1.0	0	0	0	0	1
Smoltz	0	0	1.26	2	2	0	0	0	14.1	13	2	2	1	11
Glavine	1	1	2.70	2	2	1	0	0	13.1	8	6	4	7	8
Pena	0	1	3.38	3	0	0	0	0	5.1	6	2	2	3	7
Avery	0	0	3.46	2	2	0	0	0	13.0	10	6	5	1	8
Clancy	1	0	4.15	3	0	0	0	0	4.1	3	2	2	4	2
St. Claire	0	0	9.00	1	0	0	0	0	1.0	1	1	1	0	0
Leibrandt	0	2	11.25	2	1	0	0	0	4.0	8	5	5	1	3
Totals	**3**	**4**	**2.89**	**7**	**7**	**1**	**0**	**0**	**65.1**	**56**	**24**	**21**	**21**	**48**

TWINS:	AVG	G	AB	R	H	2B	3B	HR	RBI	BB	SO	SB
Larkin ph	.500	4	4	0	2	0	0	0	1	0	0	0
Newman ph-3b-2b-pr	.500	4	2	0	1	0	1	0	1	0	0	0
Harper c-ph	.381	7	21	2	8	2	0	0	1	2	2	0
Leius 3b-ph-ss	.357	7	14	2	5	0	0	1	2	1	2	0
Knoblauch 2b	.308	7	26	3	8	1	0	0	2	4	2	4
Pagliarulo ph-3b	.273	6	11	1	3	0	0	1	2	1	2	0
Puckett cf	.250	7	24	4	6	0	1	2	4	5	7	1
Bush ph-rf	.250	3	4	0	1	0	0	0	0	0	1	0
Gladden lf	.233	7	30	5	7	2	2	0	0	3	4	2
Davis dh-ph-rf	.222	6	18	4	4	0	0	2	4	2	3	0
Ortiz c	.200	3	5	0	1	0	0	0	1	0	1	0
Gagne ss	.167	7	24	1	4	1	0	1	3	0	7	0
Mack rf	.130	6	23	0	3	1	0	0	1	0	7	0
Hrbek 1b	.115	7	26	2	3	1	0	1	2	2	6	0
Brown pr-rf-cf	.000	3	2	0	0	0	0	0	0	0	0	0
Morris p	.000	3	2	0	0	0	0	0	0	0	1	0
Sorrento ph-1b	.000	3	2	0	0	0	0	0	0	1	2	0
Aguilera p-ph	.000	4	1	0	0	0	0	0	0	0	0	0
Erickson p	.000	2	1	0	0	0	0	0	0	0	1	0
Tapani p	.000	2	1	0	0	0	0	0	0	0	0	0
Bedrosian p	....	3	0	0	0	0	0	0	0	0	0	0
Guthrie p	....	4	0	0	0	0	0	0	0	0	0	0
Leach p	....	2	0	0	0	0	0	0	0	0	0	0
West p	....	2	0	0	0	0	0	0	0	0	0	0
Willis p	....	4	0	0	0	0	0	0	0	0	0	0
Totals	**.232**	**7**	**241**	**24**	**56**	**8**	**4**	**8**	**24**	**21**	**48**	**7**

Pitchers:	W	L	ERA	G	GS	CG	SHO	SV	IP	H	R	ER	BB	SO
Morris	2	0	1.17	3	3	1	1	0	23.0	18	3	3	9	15
Aguilera	1	1	1.80	4	0	0	0	2	5.0	6	1	1	1	3
Guthrie	0	1	2.25	4	0	0	0	0	4.0	3	1	1	4	3
Leach	0	0	3.86	2	0	0	0	0	2.1	2	1	1	0	2
Tapani	1	1	4.50	2	2	0	0	0	12.0	13	6	6	2	7
Erickson	0	0	5.06	2	2	0	0	0	10.2	10	7	6	4	5
Willis	0	0	5.14	4	0	0	0	0	7.0	6	4	4	2	2
Bedrosian	0	0	5.40	3	0	0	0	0	3.1	3	2	2	0	2
West	0	0	INF	2	0	0	0	0	0.0	2	4	4	4	0
Totals	**4**	**3**	**3.74**	**7**	**7**	**1**	**1**	**2**	**67.1**	**63**	**29**	**28**	**26**	**39**

GAME 1 — Saturday, October 19 at Minnesota

Atlanta	0	0	0	0	0	1	0	1	0	—	2	6	1
Minnesota	**0**	**0**	**1**	**0**	**3**	**1**	**0**	**0**	**x**	**—**	**5**	**9**	**1**

WP —Morris. LP —Leibrandt. Save —Aguilera.
Leibrandt, Clancy (5), Wohlers (7), Stanton (8) and Olson.
Morris, Guthrie (8), Aguilera (8) and Harper.
HR — Gagne, Hrbek. T — 3:00. A — 55,108.

GAME 2 — Sunday, October 20 at Minnesota

Atlanta	0	1	0	0	1	0	0	0	0	—	2	8	1
Minnesota	**2**	**0**	**0**	**0**	**0**	**0**	**0**	**1**	**x**	**—**	**3**	**4**	**1**

WP —Tapani. LP —Glavine. Save —Aguilera.
Glavine and Olson.
Tapani, Aguilera (9) and Harper.
HR — Davis, Leius. T — 2:37. A — 55,145.

GAME 3 — Tuesday, October 22 at Atlanta

Minnesota	**1**	**0**	**0**	**0**	**0**	**0**	**1**	**2**	**0**	**0**	**0**	**0**	**—**	**4**	**10**	**1**
Atlanta	0	1	0	1	2	0	0	0	0	0	0	1	—	5	8	2

WP —Clancy. LP —Aguilera.
Erickson, West (5), Leach (5), Bedrosian (6), Willis (8), Guthrie (10), Aguilera (12) and Ortiz, Harper (8).
Avery, Pena (8), Stanton (10), Wohlers (12), Mercker (12), Clancy (12) and Olson.
HR — Justice, Smith, Puckett, Davis. T — 4:04. A — 50,878.

GAME 4 — Wednesday, October 23 at Atlanta

Minnesota	**0**	**1**	**0**	**0**	**0**	**0**	**1**	**0**	**0**	**—**	**2**	**7**	**0**
Atlanta	0	0	1	0	0	0	1	0	1	—	3	8	0

WP —Stanton. LP —Guthrie.
Morris, Willis (7), Guthrie (8), Bedrosian (9) and Harper.
Smoltz, Wohlers (8), Stanton (8) and Olson.
HR — Pendleton, Pagliarulo. T — 2:57. A — 50,878.

GAME 5 — Thursday, October 24 at Atlanta

Minnesota	**0**	**0**	**0**	**0**	**0**	**3**	**0**	**1**	**1**	**—**	**5**	**7**	**1**
Atlanta	0	0	0	4	1	0	6	3	x	—	14	17	1

WP —Glavine. LP —Tapani.
Tapani, Leach (5), West (7), Bedrosian (7), Willis (8) and Harper, Ortiz (8).
Glavine, Mercker (6), Clancy (7), St. Claire (9) and Olson, Cabrera (9).
HR — Justice, Smith, Hunter. T — 2:59. A — 50,878.

GAME 6 — Saturday, October 26 at Minnesota

Atlanta	0	0	0	0	2	0	1	0	0	0	0	—	3	9	1
Minnesota	**2**	**0**	**0**	**0**	**1**	**0**	**0**	**0**	**0**	**0**	**1**	**—**	**4**	**9**	**0**

WP —Aguilera. LP —Leibrandt.
Avery, Stanton (7), Pena (9), Leibrandt (11) and Olson.
Erickson, Guthrie (7), Willis (7), Aguilera (10) and Ortiz, Harper (7).
HR — Pendleton, Puckett. T — 3:36. A — 55,155.

GAME 7 — Sunday, October 27 at Minnesota

Atlanta	0	0	0	0	0	0	0	0	0	0	—	0	7	0
Minnesota	**0**	**0**	**0**	**0**	**0**	**0**	**0**	**0**	**0**	**1**	**—**	**1**	**10**	**0**

WP —Morris. LP —Pena.
Smoltz, Stanton (8), Pena (9) and Olson.
Morris and Harper.
T — 3:23. A — 55,118.

2002 AMERICAN LEAGUE DIVISION SERIES

TWINS VS. OAKLAND ATHLETICS

ATHLETICS:	AVG	G	AB	R	H	2B	3B	HR	RBI	BB	SO	SB
Byrnes	.000	2	1	0	0	0	0	0	0	0	1	0
Chavez	.381	5	21	3	8	0	0	1	5	2	1	0
Durham	.333	5	21	7	7	3	0	2	2	2	4	1
Dye	.400	5	20	3	8	2	0	1	1	1	5	0
Ellis	.368	5	19	1	7	2	0	1	4	1	2	0
Hatteberg	.500	5	14	5	7	2	0	1	3	3	0	0
Hernandez	.059	5	17	0	1	0	0	0	0	0	4	0
Justice	.238	5	21	2	5	1	1	0	4	0	4	0
Long	.167	5	18	1	3	0	0	1	1	1	2	0
Mabry	.000	2	2	0	0	0	0	0	0	0	1	0
Myers	.000	2	1	0	0	0	0	0	0	0	1	0
Piatt	.333	3	3	0	1	1	0	0	0	0	1	0
Saenz	.000	1	0	0	0	0	0	0	0	1	0	0
Tejada	.143	5	21	3	3	1	0	1	4	1	7	0
Velarde	.600	4	5	1	3	1	0	0	1	0	1	0
Totals	**.288**	**5**	**184**	**26**	**53**	**13**	**1**	**8**	**25**	**12**	**34**	**1**

Pitchers:	W	L	ERA	G	GS	CG	SHO	SV	IP	H	R	ER	BB	SO
Bowie	0	0	0.00	1	0	0	0	0	1.1	0	0	0	0	3
Bradford	0	0	0.00	2	0	0	0	0	3.0	1	0	0	0	1
Hudson	0	1	6.23	2	2	0	0	0	8.2	13	11	6	4	8
Koch	0	0	9.00	3	0	0	0	1	3.0	5	3	3	2	3
Lidle	0	0	9.00	1	0	0	0	0	1.0	2	1	1	0	0
Lilly	0	1	13.50	2	0	0	0	0	4.0	10	6	6	1	3
Mecir	0	0	0.00	1	0	0	0	0	1.0	0	0	0	0	2
Mulder	1	1	2.08	2	2	0	0	0	13.0	14	3	3	3	12
Rincon	0	0	0.00	2	0	0	0	0	3.0	2	0	0	0	2
Zito	1	0	4.50	1	1	0	0	0	6.0	5	3	3	4	8
Totals	**2**	**3**	**4.09**	**5**	**5**	**0**	**0**	**1**	**44.0**	**52**	**27**	**22**	**14**	**42**

TWINS:	AVG	G	AB	R	H	2B	3B	HR	RBI	BB	SO	SB
Cuddyer	.385	5	13	1	5	1	0	0	1	3	3	0
Guzman	.286	5	21	5	6	2	0	1	2	2	4	2
Hocking	.500	3	6	0	3	1	0	0	1	0	1	0
Hunter	.300	5	20	4	6	4	0	0	2	1	4	0
Jones	.250	5	20	3	5	3	0	0	1	1	8	0
Kielty	.000	3	4	0	0	0	0	0	0	0	1	0
Koskie	.143	5	21	3	3	0	1	1	5	2	6	0
LeCroy	.444	3	9	1	4	0	0	0	1	0	3	0
Mientkiewicz	.250	5	20	3	5	0	0	2	4	1	1	0
Mohr	1.000	4	2	1	2	1	0	0	0	1	0	0
Ortiz	.231	4	13	0	3	2	0	0	2	0	5	0
Pierzynski	.438	5	16	4	7	0	1	1	4	2	2	0
Prince	.000	1	2	0	0	0	0	0	0	0	2	0
Rivas	.250	4	12	2	3	1	0	0	0	1	2	0
Totals	**.291**	**5**	**179**	**27**	**52**	**15**	**2**	**5**	**23**	**14**	**42**	**2**

Pitchers:	W	L	ERA	G	GS	CG	SHO	SV	IP	H	R	ER	BB	SO
Fiore	0	0	20.25	1	0	0	0	0	1.1	4	3	3	2	0
Guardado	0	0	13.50	2	0	0	0	1	2.0	5	3	3	1	1
Hawkins	0	0	0.00	3	0	0	0	0	2.1	0	0	0	0	5
Jackson	0	0	0.00	1	0	0	0	0	0.2	1	0	0	0	0
Lohse	0	0	0.00	2	0	0	0	0	4.0	2	0	0	0	5
Mays	0	1	14.73	1	1	0	0	0	3.2	9	6	6	2	1
Milton	1	0	2.57	1	1	0	0	0	7.0	6	2	2	1	3
Radke	2	0	1.54	2	2	0	0	0	11.2	14	6	2	1	7
Reed	0	1	7.20	1	1	0	0	0	5.0	6	4	4	2	8
Romero	0	0	0.00	3	0	0	0	0	3.1	3	0	0	1	2
Santana	0	0	6.00	2	0	0	0	0	3.0	3	2	2	2	2
Totals	**3**	**2**	**4.50**	**5**	**5**	**0**	**0**	**1**	**44.0**	**53**	**26**	**22**	**12**	**34**

DID YOU *Know?*

...that the last time the Twins/Senators won a World Series road game was on October 7, 1925. Starting pitcher Walter Johnson allowed one run on five hits in 9.0 innings pitched to go along with 10 strikeouts in Game 1 vs. Pittsburgh. Since that game, the Twins/Senators have 14 straight road losses (three straight losses in '25, two straight in '33, three straight in '65, three straight in '87 and three more in '91).

GAME 1 — Tuesday, October 1 at Oakland

Minnesota	0	1	2	0	0	3	1	0	0	—	7	13	3
Oakland	3	2	0	0	0	0	0	0	0	—	5	12	0

WP —Radke. LP —Lilly. Save —Guardado.
Radke, Santana (6), Romero (7), Guardado (9) and Pierzynski.
Hudson, Lilly (6), Lidle (7), Rincon (8), Mecir (9) and Hernandez.
HR—Koskie, Mientkiewicz. T—3:44. A—34,853.

GAME 2 — Wednesday, October 2 at Oakland

Minnesota	0	0	0	0	0	1	0	0	0	—	1	7	0
Oakland	3	0	0	5	1	0	0	0	x	—	9	14	0

WP —Mulder. LP —Mays.
Mays, Fiore (4), Lohse (6), Hawkins (9) and Pierzynski, Prince (6).
Mulder, Bradford (7), Koch (9) and Hernandez.
HR—Chavez, Guzman. T—3:04. A—31,953.

GAME 3 — Friday, October 4 at Minnesota

Oakland	2	0	0	1	0	1	2	0	0	—	6	9	1
Minnesota	0	0	0	1	2	0	0	0	0	—	3	8	0

WP —Zito. LP —Reed. Save —Koch.
Zito, Rincon (7), Koch (9) and Hernandez.
Reed, Santana (6), Jackson (7), Romero (8), Hawkins (9) and Pierzynski.
HR—Durham, Hatteberg, Long, Dye. T—3:26. A—55,932.

GAME 4 — Saturday, October 5 at Minnesota

Oakland	0	0	2	0	0	0	0	0	0	—	2	7	2
Minnesota	0	0	2	7	0	0	2	0	x	—	11	12	2

WP —Milton. LP —Hudson.
Hudson, Lilly (4), Bowie (7) and Hernandez, Myers (8).
Milton, Lohse (8) and Pierzynski.
HR—Tejada, Mientkiewicz. T—3:20. A—55,960.

GAME 5 — Sunday, October 6 at Oakland

Minnesota	0	1	1	0	0	0	0	0	3	—	5	12	0
Oakland	0	0	1	0	0	0	0	0	3	—	4	11	0

WP —Radke. LP —Mulder.
Radke, Romero (5), Hawkins (8), Guardado (9) and Pierzynski.
Mulder, Bradford (6), Koch (6) and Hernandez, Myers (9).
HR—Durham, Ellis, Pierzynski. T—3:23. A—32,146.

2002 AMERICAN LEAGUE CHAMPIONSHIP SERIES

TWINS VS. ANAHEIM ANGELS

ANGELS:	AVG	G	AB	R	H	2B	3B	HR	RBI	BB	SO	SB
Anderson	.250	5	20	3	5	1	0	1	3	1	0	0
Eckstein	.286	5	21	1	6	0	0	0	2	0	2	0
Erstad	.364	5	22	4	8	0	0	1	2	0	3	1
Figgins	1.000	3	1	2	1	0	0	0	0	0	0	0
Fullmer	.333	4	12	2	4	2	0	1	4	0	2	0
Gil	.000	1	2	0	0	0	0	0	0	0	1	0
Glaus	.316	5	19	4	6	0	1	1	2	2	5	0
Kennedy	.357	4	14	5	5	0	0	3	5	0	2	1
B. Molina	.214	5	14	0	3	0	1	0	2	1	2	0
J. Molina	.000	3	1	0	0	0	0	0	0	0	0	0
Ochoa	.000	4	4	2	0	0	0	0	0	0	3	0
Palmeiro	.000	2	2	0	0	0	0	0	0	0	1	0
Salmon	.214	5	14	0	3	0	0	0	0	3	1	0
Spiezio	.353	5	17	5	6	2	0	1	5	2	1	1
Wooten	.250	3	8	1	2	0	0	0	1	0	3	0
Totals	**.287**	**5**	**171**	**29**	**49**	**5**	**2**	**8**	**26**	**9**	**26**	**3**

Pitchers:	W	L	ERA	G	GS	CG	SHO	SV	IP	H	R	ER	BB	SO
Appier	0	1	3.48	2	2	0	0	0	10.1	10	4	4	4	3
Donnelly	0	0	8.10	3	0	0	0	0	3.1	3	3	3	0	5
Lackey	1	0	0.00	1	1	0	0	0	7.0	3	0	0	0	7
Ortiz	1	0	5.06	1	1	0	0	0	5.1	10	3	3	1	3
Percival	0	0	0.00	3	0	0	0	2	3.1	0	0	0	0	3
Rodriguez	2	0	0.00	4	0	0	0	0	4.1	2	0	0	2	7
Schoeneweis	0	0	0.00	1	0	0	0	0	0.2	0	0	0	0	0
Washburn	0	0	1.29	1	1	0	0	0	7.0	6	1	1	0	7
Weber	0	0	3.38	3	0	0	0	0	2.2	3	1	1	0	3
Totals	**4**	**1**	**2.45**	**5**	**5**	**0**	**0**	**2**	**44.0**	**37**	**12**	**12**	**7**	**38**

2002 ALCS (CONTINUED)

TWINS:	AVG	G	AB	R	H	2B	3B	HR	RBI	BB	SO	SB
Cuddyer	.200	3	5	0	1	0	0	0	0	1	1	0
Guzman	.167	5	18	1	3	1	0	0	0	0	3	0
Hunter	.167	5	18	2	3	2	0	0	0	1	3	0
Jones	.100	5	20	0	2	1	0	0	2	0	4	0
Kielty	.000	4	3	0	0	0	0	0	1	1	2	0
Koskie	.278	5	18	3	5	2	0	0	2	2	8	0
Lamb	.000	2	0	0	0	0	0	0	0	0	0	0
LeCroy	.333	1	3	0	1	0	0	0	0	0	1	0
Mientkiewicz	.278	5	18	1	5	1	0	0	2	1	2	0
Mohr	.417	5	12	3	5	1	0	0	0	0	4	1
Ortiz	.313	5	16	0	5	1	0	0	2	0	5	0
Pierzynski	.250	5	16	1	4	0	0	0	2	0	2	0
Prince	.000	1	1	0	0	0	0	0	0	0	0	0
Rivas	.250	5	12	1	3	0	0	0	0	1	3	0
Totals	**.231**	**5**	**160**	**12**	**37**	**9**	**0**	**0**	**11**	**7**	**38**	**1**

Pitchers:	W	L	ERA	G	GS	CG	SHO	SV	IP	H	R	ER	BB	SO
Guardado	0	0	0.00	1	0	0	0	1	1.0	0	0	0	1	2
Hawkins	0	0	20.25	4	0	0	0	0	1.1	4	3	3	1	1
Jackson	0	0	27.00	3	0	0	0	0	1.0	5	3	3	2	2
Lohse	0	0	0.00	1	0	0	0	0	1.0	0	0	0	0	1
Mays	1	0	2.03	2	2	0	0	0	13.1	12	4	3	0	3
Milton	0	0	1.50	1	1	0	0	0	6.0	5	1	1	2	4
Radke	0	1	2.70	1	1	0	0	0	6.2	5	2	2	1	4
Reed	0	1	10.13	1	1	0	0	0	5.1	8	6	6	0	0
Romero	0	1	22.50	4	0	0	0	0	2.0	4	5	5	2	3
Santana	0	1	10.80	4	0	0	0	0	3.1	4	4	4	0	4
Wells	0	0	9.00	2	0	0	0	0	1.0	2	1	1	0	2
Totals	**1**	**4**	**6.00**	**5**	**5**	**0**	**0**	**1**	**42.0**	**49**	**29**	**28**	**9**	**26**

GAME 1 — Tuesday, October 8 at Minnesota

Anaheim	0	0	1	0	0	0	0	0	0	—	1	4	0
Minnesota	**0**	**1**	**0**	**0**	**1**	**0**	**0**	**0**	**x**	**—**	**2**	**5**	**1**

WP —Mays. LP —Appier. Save —Guardado.
Appier, Donnelly (6), Schoenweis (7), Weber (8) and B. Molina, J. Molina (8).
Mays, Guardado (9) and Pierzynski.
T — 2:58. A — 55,562.

GAME 2 — Wednesday, October 9 at Minnesota

Anaheim	1	3	0	0	0	2	0	0	0	—	6	10	0
Minnesota	**0**	**0**	**0**	**0**	**0**	**3**	**0**	**0**	**0**	**—**	**3**	**11**	**1**

WP —Ortiz. LP —Reed. Save —Percival.
Ortiz, Donnelly (6), Rodriguez (7), Percival (8) and B. Molina.
Reed, Santana (6), Romero (7), Hawkins (7), Jackson (9) and Pierzynski.
HR — Erstad, Fullmer. T — 3:13. A — 55,990.

GAME 3 — Friday, October 11 at Anaheim

Minnesota	**0**	**0**	**0**	**0**	**0**	**0**	**1**	**0**	**0**	**—**	**1**	**6**	**0**
Anaheim	0	1	0	0	0	0	0	1	x	—	2	7	0

WP —Rodriguez. LP —Romero. Save —Percival.
Milton, Hawkins (7), Santana (7), Jackson (7), Romero (7) and Pierzynski.
Washburn, Rodriguez (8), Percival (9) and B. Molina, J. Molina (8).
HR — Anderson, Glaus. T — 3:13. A — 44,234.

GAME 4 — Saturday, October 12 at Anaheim

Minnesota	**0**	**0**	**0**	**0**	**0**	**0**	**0**	**0**	**1**	**—**	**1**	**6**	**2**
Anaheim	0	0	0	0	0	0	2	5	x	—	7	10	0

WP —Lackey. LP —Radke.
Radke, Santana (7), Hawkins (8), Romero (8), Jackson (8), Wells (8) and Pierzynski.
Lackey, Rodriguez (8), Weber (9) and B. Molina.
T — 2:49. A — 44,830.

GAME 5 — Sunday, October 13 at Anaheim

Minnesota	**1**	**1**	**0**	**0**	**0**	**0**	**3**	**0**	**0**	**—**	**5**	**9**	**0**
Anaheim	0	0	1	0	2	0	10	0	x	—	13	18	0

WP —Rodriguez. LP —Santana.
Mays, Santana (6), Hawkins (7), Romero (7), Wells (7), Lohse (8) and Pierzynski, Prince (8).
Appier, Donnelly (6), Rodriguez (7), Weber (8), Percival (9) and B. Molina, J. Molina (8).
HR — Kennedy (3), Spiezio. T — 3:30. A — 44,835.

2003 AMERICAN LEAGUE DIVISION SERIES

TWINS VS. NEW YORK YANKEES

YANKEES:	AVG	G	AB	R	H	2B	3B	HR	RBI	BB	SO	SB
Boone	.200	4	15	1	3	1	0	0	0	0	3	1
Dellucci	.000	1	0	0	0	0	0	0	0	0	0	0
Giambi	.250	4	16	1	4	2	0	0	2	2	5	0
Jeter	.429	4	14	2	6	0	0	1	1	4	2	1
Johnson	.077	4	13	2	1	1	0	0	2	3	2	0
Matsui	.267	4	15	2	4	1	0	1	3	2	3	0
Posada	.176	4	17	1	3	1	0	0	0	0	6	0
Rivera	.333	4	12	2	4	0	0	0	0	1	0	0
Sierra	.000	1	2	0	0	0	0	0	0	0	0	0
Soriano	.368	4	19	2	7	1	0	0	4	0	6	2
Williams	.400	4	15	3	6	2	0	0	3	2	2	0
Totals	**.275**	**4**	**138**	**16**	**38**	**9**	**0**	**2**	**15**	**14**	**29**	**4**

Pitchers:	W	L	ERA	G	GS	CG	SHO	SV	IP	H	R	ER	BB	SO
Clemens	1	0	1.29	1	1	0	0	0	7.0	5	1	1	1	6
Heredia	0	0	0.00	1	0	0	0	0	2.0	1	0	0	1	1
Mussina	0	1	3.86	1	1	0	0	0	7.0	7	3	3	3	6
Nelson	0	0	....	1	0	0	0	0	0.0	0	0	0	1	0
Pettitte	1	0	1.29	1	1	0	0	0	7.0	4	1	1	3	10
Rivera	0	0	0.00	2	0	0	0	2	4.0	0	0	0	0	4
Wells	1	0	1.17	1	1	0	0	0	7.2	8	1	1	0	5
White	0	0	0.00	1	0	0	0	0	1.1	1	0	0	0	1
Totals	**3**	**1**	**1.50**	**4**	**4**	**0**	**0**	**2**	**36.0**	**26**	**6**	**6**	**9**	**33**

TWINS:	AVG	G	AB	R	H	2B	3B	HR	RBI	BB	SO	SB
Cuddyer	.250	1	4	0	1	0	0	0	1	0	3	0
Ford	.000	1	1	0	0	0	0	0	0	0	1	0
Gomez	.000	1	0	0	0	0	0	0	0	0	0	0
Guzman	.154	4	13	1	2	0	0	0	0	1	2	0
Hocking	.000	1	0	0	0	0	0	0	0	0	0	0
Hunter	.429	4	14	3	6	0	1	1	2	2	2	0
Jones	.125	4	16	0	2	0	0	0	0	0	5	0
Koskie	.200	4	15	0	3	1	0	0	0	0	5	0
LeCroy	.091	3	11	1	1	0	0	0	0	1	4	0
Mientkiewicz	.133	4	15	0	2	0	0	0	0	1	2	0
Pierzynski	.231	4	13	1	3	0	0	1	1	2	0	0
Rivas	.000	4	13	0	0	0	0	0	1	0	4	0
Ryan	.000	1	1	0	0	0	0	0	0	0	1	0
Stewart	.400	4	15	0	6	2	0	0	0	2	4	1
Totals	**.198**	**4**	**131**	**6**	**26**	**3**	**1**	**2**	**5**	**9**	**33**	**1**

Pitchers:	W	L	ERA	G	GS	CG	SHO	SV	IP	H	R	ER	BB	SO
Guardado	0	0	9.00	2	0	0	0	1	2.0	5	2	2	0	2
Hawkins	1	0	6.00	3	0	0	0	0	3.0	5	3	2	0	5
Lohse	0	1	5.40	1	1	0	0	0	5.0	6	3	3	2	5
Milton	0	0	0.00	1	0	0	0	0	3.1	2	0	0	0	2
Radke	0	1	2.84	1	1	0	0	0	6.1	5	2	2	2	4
Reed	0	0	0.00	1	0	0	0	0	0.2	1	0	0	0	0
Rincon	0	0	0.00	3	0	0	0	0	2.1	1	0	0	4	1
Rogers	0	0	0.00	1	0	0	0	0	1.1	1	0	0	1	3
Romero	0	0	0.00	3	0	0	0	0	3.1	3	0	0	2	1
Santana	0	1	7.04	2	2	0	0	0	7.2	9	6	6	3	6
Totals	**1**	**3**	**3.86**	**4**	**4**	**0**	**0**	**1**	**35.0**	**38**	**16**	**15**	**14**	**29**

GAME 1 — Tuesday, September 30 at New York

Minnesota	**0**	**0**	**1**	**0**	**0**	**2**	**0**	**0**	**0**	**—**	**3**	**8**	**0**
New York	0	0	0	0	0	0	0	0	1	—	1	9	1

WP —Hawkins. LP —Mussina. Save —Guardado.
Santana, Reed (5), Romero (5), Hawkins (7), Guardado (9) and Pierzynski.
Mussina, Nelson (8), Heredia (8) and Posada.
T — 3:18. A — 56,292.

GAME 2 — Thursday, October 2 at New York

Minnesota	**0**	**0**	**0**	**0**	**1**	**0**	**0**	**0**	**0**	**—**	**1**	**4**	**1**
New York	1	0	0	0	0	0	3	0	x	—	4	8	1

WP —Pettitte. LP —Radke. Save —Rivera.
Radke, Hawkins (7), Romero (7), Rincon (8) and Pierzynski.
Pettitte, Rivera (8) and Posada.
HR — Hunter. T — 3:07. A — 56,479.

GAME 3 — Saturday, October 4 at Minnesota

New York	0	2	1	0	0	0	0	0	0	—	3	8	1
Minnesota	**0**	**0**	**1**	**0**	**0**	**0**	**0**	**0**	**0**	**—**	**1**	**5**	**0**

WP —Clemens. LP —Lohse. Save —Rivera.
Clemens, Rivera (8) and Posada.
Lohse, Rogers (6), Romero (7), Rincon (8) and Pierzynski.
HR — Matsui, Pierzynski. T — 3:02. A — 55,915.

GAME 4 — Sunday, October 5 at Minnesota

New York	0	0	0	6	0	0	0	1	1	—	8	13	0
Minnesota	**0**	**0**	**0**	**1**	**0**	**0**	**0**	**0**	**0**	**—**	**1**	**9**	**1**

WP —Wells. LP —Santana.
Wells, White (8) and Posada.
Santana, Rincon (4), Milton (4), Hawkins (8), Guardado (9) and Pierzynski.
HR — Jeter. T — 2:49. A — 55,875.

2004 AMERICAN LEAGUE DIVISION SERIES

TWINS VS. NEW YORK YANKEES

YANKEES:	AVG	G	AB	R	H	2B	3B	HR	RBI	BB	SO	SB
Cairo	.214	4	14	3	3	1	0	0	1	2	5	0
Clark	.000	1	1	0	0	0	0	0	0	0	1	0
Crosby	.000	2	0	0	0	0	0	0	0	0	0	0
Jeter	.316	4	19	3	6	1	0	1	4	1	4	1
Lofton	.250	1	4	0	1	0	0	0	1	0	1	0
Matsui	.412	4	17	3	7	1	0	1	3	3	4	0
Olerud	.214	4	14	2	3	2	0	0	0	1	2	0
Posada	.222	4	18	2	4	0	0	0	0	0	6	0
Rodriguez	.421	4	19	3	8	3	0	1	3	2	1	2
Sheffield	.222	4	18	2	4	1	0	1	2	3	1	0
Sierra	.167	3	12	1	2	0	0	1	3	2	3	1
Williams	.278	4	18	2	5	1	0	1	3	1	2	0
Totals	**.279**	**4**	**154**	**21**	**43**	**10**	**0**	**6**	**20**	**15**	**30**	**4**

Pitchers:	W	L	ERA	G	GS	CG	SHO	SV	IP	H	R	ER	BB	SO
Brown	1	0	1.50	1	1	0	0	0	6.0	8	1	1	0	1
Gordon	0	0	4.91	3	0	0	0	0	3.2	2	2	2	0	3
Heredia	0	0	54.00	1	0	0	0	0	0.1	0	2	2	0	0
Lieber	0	0	4.05	1	1	0	0	0	6.2	7	3	3	1	4
Loaiza	0	0	0.00	1	0	0	0	0	2.0	4	0	0	0	0
Mussina	0	1	2.57	1	1	0	0	0	7.0	7	2	2	1	7
Quantrill	1	0	0.00	2	0	0	0	0	2.0	2	0	0	0	1
Rivera	1	0	0.00	4	0	0	0	0	5.2	2	0	0	0	2
Sturtze	0	0	6.75	2	0	0	0	0	2.2	4	2	2	3	4
Vazquez	0	0	9.00	1	1	0	0	0	5.0	7	5	5	2	6
Totals	**3**	**1**	**3.73**	**4**	**4**	**0**	**0**	**0**	**41.0**	**43**	**17**	**17**	**7**	**28**

TWINS:	AVG	G	AB	R	H	2B	3B	HR	RBI	BB	SO	SB
Blanco	.250	4	8	1	2	0	0	1	2	0	2	0
Borders	.000	2	2	0	0	0	0	0	0	0	1	0
Cuddyer	.467	4	15	1	7	0	0	0	2	0	3	0
Ford	.273	3	11	1	3	1	0	0	2	0	2	1
Guzman	.333	4	15	2	5	0	0	0	0	2	3	1
Hunter	.353	4	17	5	6	1	0	1	2	1	1	2
Jones	.300	4	20	3	6	1	0	2	2	0	6	0
Koskie	.308	4	13	2	4	1	0	0	2	3	2	0
Kubel	.143	2	7	0	1	1	0	0	0	0	2	0
LeCroy	.333	3	3	0	1	0	0	0	0	1	1	0
Morneau	.235	4	17	1	4	2	0	0	2	0	3	0
Offerman	.000	3	3	0	0	0	0	0	1	0	0	0
Rivas	.000	3	1	0	0	0	0	0	0	0	0	0
Stewart	.200	4	20	1	4	0	0	0	2	0	2	0
Totals	**.283**	**4**	**152**	**17**	**43**	**7**	**0**	**4**	**17**	**7**	**28**	**4**

Pitchers:	W	L	ERA	G	GS	CG	SHO	SV	IP	H	R	ER	BB	SO
Balfour	0	0	0.00	2	0	0	0	0	2.2	0	0	0	0	2
Crain	0	0	0.00	1	0	0	0	0	0.1	1	0	0	0	0
Lohse	0	1	4.50	1	0	0	0	0	2.0	1	1	1	0	3
Mulholland	0	0	3.00	1	0	0	0	0	3.0	3	1	1	0	0
Nathan	0	1	3.60	3	0	0	0	1	5.0	2	2	2	5	6
Radke	0	0	7.11	1	1	0	0	0	6.1	8	5	5	3	0
Rincon	0	0	10.80	3	0	0	0	0	3.1	4	4	4	2	5
Romero	0	0	9.00	2	0	0	0	0	1.0	0	1	1	1	1
Santana	1	0	0.75	2	2	0	0	0	12.0	14	1	1	4	12
Silva	0	1	10.80	1	1	0	0	0	5.0	10	6	6	0	1
Totals	**1**	**3**	**4.65**	**4**	**4**	**0**	**1**	**1**	**40.2**	**43**	**21**	**21**	**15**	**30**

GAME 1 — **Tuesday, October 5 at New York**

Minnesota	0	0	1	0	0	1	0	0	0	—	2	7	0
New York	0	0	0	0	0	0	0	0	0	—	0	9	0

WP —Santana. LP —Mussina. Save —Nathan.
Santana, Rincon (8), Nathan (9) and Blanco.
Mussina, Gordon (8), Rivera (9) and Posada.
HR — Jones. T — 2:53. A — 55,749.

GAME 2 — **Wednesday, October 6 at New York**

Minnesota	1	2	0	0	0	0	0	2	0	0	0	1	—	6	12	0
New York	1	0	2	0	1	0	1	0	0	0	0	2	—	7	9	0

WP —Quantrill. LP —Nathan.
Radke, Balfour (7), Rincon (8), Nathan (10), Romero (12) and Blanco, Borders (7).
Lieber, Gordon (7), Rivera (8), Sturtze (10), Quantrill (12) and Posada.
HR — Jeter, Sheffield, Rodriguez, Hunter. T — 4:19. A — 56,354.

GAME 3 — **Friday, October 8 at Minnesota**

New York	0	3	0	0	0	4	1	0	0	—	8	14	1
Minnesota	1	0	0	0	0	0	0	0	3	—	4	12	1

WP —Brown. LP —Silva.
Brown, Quantrill (7), Heredia (8), Sturtze (9), Rivera (9) and Posada.
Silva, Romero (6), Crain (6), Mulholland (7) and Blanco, LeCroy (8).
HR — Jones, Williams, Matsui. T — 3:02. A — 54,803.

GAME 4 — **Saturday, October 9 at Minnesota**

New York	0	0	1	0	0	0	0	4	0	0	1	—	6	11	0
Minnesota	1	0	0	1	3	0	0	0	0	0	0	—	5	12	1

WP —Rivera. LP —Lohse.
Vazquez, Loaiza (6), Gordon (8), Rivera (10) and Posada.
Santana, Balfour (4), Rincon (4), Nathan (8), Lohse (9) and Blanco, Borders (9).
HR — Blanco, Sierra. T — 4:16. A — 52,498.

2006 AMERICAN LEAGUE DIVISION SERIES

TWINS VS. OAKLAND ATHLETICS

ATHLETICS:	AVG	G	AB	R	H	2B	3B	HR	RBI	BB	SO	SB
Bocachica	.000	0	0	0	0	0	0	0	0	0	0	0
Bradley	.077	3	13	1	1	0	0	1	2	0	1	0
Chavez	.200	3	10	2	2	1	0	1	1	2	4	0
Ellis	.286	2	7	0	2	0	0	0	0	0	2	0
Jimenez	.000	2	4	0	0	0	0	0	0	0	1	0
Johnson	.000	0	0	0	0	0	0	0	0	0	0	0
Kendall	.214	3	14	1	3	1	0	0	1	0	4	0
Kielty	.000	0	0	0	0	0	0	0	0	0	0	0
Kotsay	.143	3	14	2	2	0	0	1	2	0	2	0
Melhuse	.000	0	0	0	0	0	0	0	0	0	0	0
Payton	.333	3	12	3	4	0	0	0	0	0	1	0
Scutaro	.333	3	12	1	4	4	0	0	6	0	1	0
Swisher	.300	3	10	3	3	2	0	0	1	2	2	0
Thomas	.500	3	10	3	5	1	0	2	2	2	1	0
Totals	**.245**	**3**	**106**	**16**	**26**	**9**	**0**	**5**	**15**	**6**	**19**	**0**

Pitchers:	W	L	ERA	G	GS	CG	SHO	SV	IP	H	R	ER	BB	SO
Blanton	0	0	0.00	0	0	0	0	0	0.0	0	0	0	0	0
Calero	1	0	0.00	1	0	0	0	0	1.0	0	0	0	1	1
Duchscherer	0	0	2.25	2	0	0	0	0	4.0	1	1	1	0	4
Gaudin	0	0	0.00	0	0	0	0	0	0.0	0	0	0	0	0
Harden	0	0	0.00	0	0	0	0	0	0.0	0	0	0	0	0
Haren	1	0	3.00	1	1	0	0	0	6.0	9	2	2	1	2
Kennedy	0	0	0.00	0	0	0	0	0	0.0	0	0	0	0	0
Loaiza	0	0	3.60	1	1	0	0	0	5.0	8	2	2	0	2
Saarloos	0	0	0.00	0	0	0	0	0	0.0	0	0	0	0	0
Street	0	0	3.00	3	0	0	0	2	3.0	4	1	1	1	1
Zito	1	0	1.13	1	1	0	0	0	8.0	4	1	1	3	1
Totals	**3**	**0**	**2.33**	**3**	**3**	**0**	**0**	**2**	**27.0**	**26**	**7**	**7**	**6**	**11**

TWINS:	AVG	G	AB	R	H	2B	3B	HR	RBI	BB	SO	SB
Bartlett	.273	3	11	0	3	1	0	0	0	0	2	0
Castillo	.273	3	11	0	3	0	0	0	0	3	3	0
Cuddyer	.250	3	12	2	3	0	1	1	1	0	2	0
Ford	.000	1	0	0	0	0	0	0	0	0	0	0
Hunter	.273	3	11	1	3	1	0	1	2	0	1	0
Kubel	.000	0	0	0	0	0	0	0	0	0	0	0
Mauer	.182	3	11	0	2	0	0	0	0	1	0	0
Morneau	.417	3	12	3	5	1	0	2	2	0	0	0
Nevin	.000	1	3	0	0	0	0	0	0	0	0	0
Punto	.167	3	12	0	2	0	0	0	0	0	1	0
Redmond	.000	0	0	0	0	0	0	0	0	0	0	0
Rodriguez	.000	0	0	0	0	0	0	0	0	0	0	0
Tyner	.000	2	6	0	0	0	0	0	0	2	2	1
White	.417	3	12	1	5	1	0	1	2	0	0	0
Totals	**.257**	**3**	**101**	**7**	**26**	**4**	**1**	**5**	**7**	**6**	**11**	**1**

Pitchers:	W	L	ERA	G	GS	CG	SHO	SV	IP	H	R	ER	BB	SO
Bonser	0	0	3.00	1	1	0	0	0	6.0	7	2	2	1	3
Crain	0	0	9.00	2	0	0	0	0	1.0	3	3	1	1	1
Guerrier	0	0	0.00	1	0	0	0	0	1.0	0	0	0	0	0
Nathan	0	0	0.00	1	0	0	0	0	0.2	1	0	0	0	1
Neshek	0	1	9.00	2	0	0	0	0	1.0	1	1	1	0	1
Perkins	0	0	0.00	1	0	0	0	0	0.1	2	0	0	0	0
Radke	0	1	6.75	1	1	0	0	0	4.0	5	4	3	1	2
Reyes	0	0	9.00	2	0	0	0	0	1.0	1	3	1	2	0
Rincon	0	0	3.00	2	0	0	0	0	3.0	1	1	1	0	3
Santana	0	1	2.25	1	1	0	0	0	8.0	5	2	2	1	8
Silva	0	0	0.00	0	0	0	0	0	0.0	0	0	0	0	0
Totals	**0**	**3**	**3.81**	**3**	**3**	**0**	**0**	**0**	**26.0**	**26**	**16**	**11**	**6**	**19**

GAME 1 — Tuesday, October 3 at Minnesota

Oakland	0	2	0	0	0	0	0	0	1	—	3	7	0
Minnesota	**0**	**0**	**0**	**0**	**0**	**0**	**1**	**0**	**1**	**—**	**2**	**5**	**2**

WP —Zito. LP —Santana. Save —Street.
Zito, Street (9) and Kendall.
Santana, Crain (9), Neshek (9) and Mauer.
HR — Thomas (2), White. T — 2:19. A — 55,542.

GAME 2 — Wednesday, October 4 at Minnesota

Oakland	0	0	0	0	2	0	2	0	1	—	5	11	0
Minnesota	**0**	**0**	**0**	**0**	**0**	**2**	**0**	**0**	**0**	**—**	**2**	**9**	**0**

WP —Calero. LP —Neshek. Save —Street.
Loaiza, Calero (6), Duchscherer (7), Street (9) and Kendall.
Bonser, Neshek (7), Reyes (7), Rincon (8), Nathan (9) and Mauer.
HR — Kotsay, Morneau, Cuddyer. T — 3:02. A — 55,710.

GAME 3 — Friday, October 6 at Oakland

Minnesota	**0**	**0**	**0**	**1**	**0**	**1**	**0**	**1**	**0**	**—**	**3**	**12**	**3**
Oakland	0	2	2	0	0	0	4	0	x	—	8	8	1

WP —Haren. LP —Radke.
Radke, Perkins (5), Rincon (5), Reyes (7), Crain (7), Guerrier and Mauer.
Haren, Duchscherer (7), Street (9) and Kendall.
HR — Hunter, Morneau, Chavez, Bradley. T — 2:55. A — 35,694.

2009 AMERICAN LEAGUE DIVISION SERIES

TWINS VS. NEW YORK YANKEES

YANKEES:	AVG	G	AB	R	H	2B	3B	HR	RBI	BB	SO	SB
Cabrera	.167	3	12	1	2	0	0	0	0	0	5	0
Cano	.167	3	12	1	2	0	0	0	1	0	1	0
Cervelli	.000	1	0	0	0	0	0	0	0	0	0	0
Damon	.083	3	12	0	1	0	0	0	0	1	4	0
Gardner	.000	1	0	0	0	0	0	0	0	0	0	1
Hairston	.000	1	0	0	0	0	0	0	0	0	0	0
Jeter	.400	3	10	4	4	2	0	1	2	3	0	0
Matsui	.222	3	9	1	2	0	0	1	2	3	3	0
Molina	.000	1	1	0	0	0	0	0	0	0	0	0
Posada	.365	3	11	1	4	0	0	1	2	0	2	0
Rodriguez	.455	3	11	4	5	0	0	2	6	1	2	0
Swisher	.083	3	12	0	1	1	0	0	1	0	4	0
Teixeira	.167	3	12	3	2	0	0	1	1	1	1	0
Totals	**.225**	**3**	**102**	**15**	**23**	**3**	**0**	**6**	**15**	**9**	**22**	**1**

Pitchers:	W	L	ERA	G	GS	CG	SHO	SV	IP	H	R	ER	BB	SO
Aceves	0	0	0.00	1	0	0	0	0	1.0	1	0	0	1	1
Burnett	0	0	1.50	1	1	0	0	0	6.0	3	1	1	5	6
Chamberlain	0	0	0.00	3	0	0	0	0	1.2	2	0	0	0	1
Coke	0	0	0.00	2	0	0	0	0	0.2	0	0	0	0	1
Hughes	0	0	9.00	3	0	0	0	0	2.0	5	2	2	1	3
Marte	0	0	0.00	1	0	0	0	0	0.0	2	0	0	0	0
Pettitte	1	0	1.42	1	1	0	0	0	6.1	3	1	1	1	7
Rivera	0	0	0.00	3	0	0	0	1	3.2	4	0	0	1	7
Robertson	1	0	0.00	1	0	0	0	0	1.0	1	0	0	0	0
Sabathia	1	0	1.35	1	1	0	0	0	6.2	8	2	1	0	8
Totals	**3**	**0**	**1.55**	**3**	**3**	**0**	**0**	**0**	**29.0**	**29**	**6**	**5**	**9**	**34**

TWINS:	AVG	G	AB	R	H	2B	3B	HR	RBI	BB	SO	SB
Cabrera	.154	3	13	1	2	0	0	0	0	2	3	1
Cuddyer	.429	3	14	0	6	0	0	0	1	0	2	0
Gomez	.000	1	4	1	0	0	0	0	0	1	2	0
Harris	.250	3	12	1	3	0	1	0	1	0	3	0
Kubel	.071	3	14	0	1	0	0	0	0	0	9	0
Mauer	.417	3	12	1	5	1	0	0	1	2	4	0
Morales	.000	1	3	0	0	0	0	0	0	0	2	0
Punto	.444	3	9	0	4	1	0	0	1	3	1	0
Span	.400	3	15	1	6	1	0	0	1	0	2	1
Tolbert	.200	2	5	0	1	0	0	0	0	0	1	0
Young	.083	3	12	1	1	1	0	0	0	1	5	1
Totals	**.257**	**3**	**113**	**6**	**29**	**4**	**1**	**0**	**5**	**9**	**34**	**3**

Pitchers:	W	L	ERA	G	GS	CG	SHO	SV	IP	H	R	ER	BB	SO
Blackburn	0	0	1.59	1	1	0	0	0	5.2	3	1	1	2	3
Duensing	0	1	9.64	1	1	0	0	0	4.2	7	5	5	1	3
Guerrier	0	0	0.00	2	2	0	0	0	2.0	0	0	0	0	2
Liriano	0	0	4.50	1	0	0	0	0	2.0	1	2	1	1	1
Mahay	0	0	5.40	3	0	0	0	0	1.2	0	1	1	1	2
Mijares	0	1	13.50	2	0	0	0	0	0.2	1	1	1	1	0
Nathan	0	0	9.00	2	0	0	0	0	2.0	5	2	2	1	2
Pavano	0	1	2.57	1	1	0	0	0	7.0	5	2	2	0	9
Rauch	0	0	6.75	3	0	0	0	0	1.1	1	1	1	2	0
Totals	**0**	**3**	**4.67**	**3**	**3**	**0**	**0**	**0**	**27.0**	**23**	**15**	**14**	**9**	**22**

GAME 1 — Wednesday, October 7 at New York

Minnesota	0	0	2	0	0	0	0	0	0	—	2	9	1
New York	0	0	2	1	3	0	1	0	x	—	7	9	0

WP —Sabathia. LP —Duensing.
Sabathia, Hughes (7), Coke (8), Chamberlain (8), Rivera (9) and Posada.
Duensing, Liriano (5), Rauch (7), Mahay (8) and Mauer.
HR — Jeter, Matsui. T — 3:38. A — 49,464.

GAME 2 — Friday, October 9 at New York

Minnesota	0	0	0	0	0	1	0	2	0	0	0	3	12	1
New York	0	0	0	0	0	1	0	0	2	0	1	4	7	0

WP —Robertson. LP —Mijares.
Burnett, Chamberlain (7), Coke (7), Hughes (8), Rivera (9), Aceves (10), Marte (11), Robertson (11) and Molina, Posada (7).
Blackburn, Mahay (6), Rauch (7), Guerrier (8), Nathan (9), Mijares (10) and Mauer.
HR — Rodriguez, Teixeira. T — 4:22. A — 50,006.

GAME 3 — Sunday, October 11 at Minnesota

New York	0	0	0	0	0	0	2	0	2	—	4	7	0
Minnesota	0	0	0	0	0	1	0	0	0	—	1	7	0

WP —Pettitte. LP —Pavano. Save —Rivera.
Pettitte, Chamberlain (7), Hughes (8), Rivera (8) and Posada.
Pavano, Guerrier (8), Mahay (9), Rauch (9), Mijares (9), Nathan (9) and Mauer.
HR — Rodriguez, Posada. T — 3:45. A — 54,735.

2010 AMERICAN LEAGUE DIVISION SERIES

TWINS VS. NEW YORK YANKEES

YANKEES:	AVG	G	AB	R	H	2B	3B	HR	RBI	BB	SO	SB
Berkman	.500	1	4	2	2	1	0	1	2	0	1	0
Cano	.333	3	12	3	4	0	1	0	1	0	0	0
Gardner	.200	3	10	1	2	0	0	0	1	1	3	1
Golson	.000	2	0	0	0	0	0	0	0	0	0	0
Granderson	.455	3	11	2	5	1	1	0	3	1	1	1
Jeter	.286	3	14	0	4	0	0	0	1	0	3	1
Posada	.273	3	11	2	3	0	0	0	2	1	4	0
Rodriguez	.273	3	11	1	3	0	0	0	1	1	2	1
Swisher	.333	3	12	3	4	2	0	1	1	1	1	0
Teixeira	.308	3	13	2	4	1	0	1	3	1	2	0
Thames	.286	2	7	1	2	0	0	1	2	1	1	0
Totals	**.314**	**3**	**105**	**17**	**33**	**5**	**2**	**4**	**17**	**7**	**18**	**4**

Pitchers:	W	L	ERA	G	GS	CG	SHO	SV	IP	H	R	ER	BB	SO
Hughes	1	0	0.00	1	1	0	0	0	7.0	4	0	0	1	6
Logan	0	0	0.00	2	0	0	0	0	1.0	1	0	0	0	0
Pettitte	1	0	2.57	1	1	0	0	0	7.0	5	2	2	1	4
Rivera	0	0	0.00	3	0	0	0	2	3.1	2	0	0	0	1
Robertson	0	0	0.00	2	0	0	0	0	0.2	0	0	0	1	1
Sabathia	1	0	4.50	1	1	0	0	0	6.0	5	4	3	3	5
Wood	0	0	4.50	3	0	0	0	0	2.0	4	1	1	2	3
Totals	**3**	**0**	**2.00**	**3**	**3**	**0**	**0**	**2**	**27.0**	**21**	**7**	**6**	**8**	**20**

TWINS:	AVG	G	AB	R	H	2B	3B	HR	RBI	BB	SO	SB
Cuddyer	.182	3	11	1	2	1	0	1	2	0	4	0
Hardy	.100	3	10	0	1	1	0	0	0	0	2	0
Hudson	.333	3	12	2	4	0	0	1	2	0	2	0
Kubel	.000	3	8	0	0	0	0	0	0	3	2	0
Mauer	.250	3	12	0	3	0	0	0	0	1	3	0
Repko	.000	1	0	0	0	0	0	0	0	0	0	0
Span	.308	3	13	0	4	0	0	0	0	0	0	0
Thome	.100	3	10	2	1	0	0	0	0	2	3	0
Tolbert	.000	1	0	0	0	0	0	0	0	0	0	0
Valencia	.222	3	9	1	2	1	0	0	2	1	3	0
Young	.333	3	12	1	4	0	1	0	0	1	1	0
Totals	**.216**	**3**	**97**	**7**	**21**	**3**	**1**	**2**	**6**	**8**	**20**	**0**

Pitchers:	W	L	ERA	G	GS	CG	SHO	SV	IP	H	R	ER	BB	SO
Baker	0	0	3.86	1	0	0	0	0	2.1	3	1	1	0	2
Capps	0	0	9.00	1	0	0	0	0	1.0	2	1	1	0	0
Crain	0	1	54.00	1	0	0	0	0	0.1	3	2	2	0	0
Duensing	0	1	13.50	1	1	0	0	0	3.1	7	5	5	1	1
Fuentes	0	0	0.00	2	0	0	0	0	2.2	1	0	0	0	2
Guerrier	0	0	0.00	2	0	0	0	0	1.2	1	0	0	1	2
Liriano	0	0	6.35	1	1	0	0	0	5.2	6	4	4	3	7
Mijares	0	0	0.00	3	0	0	0	0	1.1	0	0	0	1	0
Pavano	0	1	6.00	1	1	0	0	0	6.0	10	4	4	1	3
Rauch	0	0	0.00	2	0	0	0	0	1.2	0	0	0	0	1
Totals	**0**	**3**	**5.88**	**3**	**3**	**0**	**0**	**0**	**26.0**	**33**	**17**	**17**	**7**	**18**

GAME 1 — **Wednesday, October 6 at Minnesota**

New York	0	0	0	0	0	4	2	0	0	—	6	9	0
Minnesota	**0**	**2**	**1**	**0**	**0**	**1**	**0**	**0**	**0**	**—**	**4**	**8**	**0**

WP —Sabathia. LP —Crain. Save —Rivera.
Sabathia, Logan (7), Robertson (7), Wood (8), Rivera (8) and Posada.
Liriano, Mijares (6), Crain (7), Fuentes (7), Rauch (9) and Mauer.
HR — Cuddyer, Teixeira. T — 3:47. A — 42,032.

GAME 2 — **Thursday, October 7 at Minnesota**

New York	0	0	0	1	1	0	2	0	1	—	5	12	0
Minnesota	**0**	**1**	**0**	**0**	**0**	**1**	**0**	**0**	**0**	**—**	**2**	**6**	**0**

WP —Pettitte. LP —Pavano. Save —Rivera.
Pettitte, Wood (8), Rivera (9) and Posada.
Pavano, Mijares (7), Rauch (7), Guerrier (8), Capps (9) and Mauer.
HR — Berkman, Hudson. T — 2:59. A — 42,035.

GAME 3 — **Saturday, October 9 at New York**

Minnesota	**0**	**0**	**0**	**0**	**0**	**0**	**0**	**1**	**0**	**—**	**1**	**7**	**0**
New York	0	1	1	3	0	0	1	0	x	—	6	12	0

WP —Hughes. LP —Duensing.
Hughes, Wood (8), Logan (8), Robertson (8), River (9) and Posada.
Duensing, Guerrier (4), Baker (5), Mijares (7), Fuentes (8) and Mauer.
HR — Thames, Swisher. T — 3:06. A — 50,840.

TWINS POSTSEASON LEADERS

BATTING

(MINIMUM OF 30 AT-BATS)

BATTING AVERAGE

.344	Steve Lombardozzi	1987
.338	Michael Cuddyer	2002, 03, 04, 06, 09, 10
.333	Brian Harper	1991
.326	Chuck Knoblauch	1991
.314	Tony Oliva	1965, 69, 70

AT-BATS

104	Dan Gladden	1987, 91
97	Kirby Puckett	1987, 91
91	Kent Hrbek	1987, 91
89	Greg Gagne	1987, 91
80	Torii Hunter	2002, 03, 04, 06

HITS

30	Kirby Puckett	1987, 91
29	Dan Gladden	1987, 91
25	Michael Cuddyer	2002, 03, 04, 06, 09, 10
24	Torii Hunter	2002, 03, 04, 06
19	Greg Gagne	1987, 91

HOME RUNS

5	Kirby Puckett	1987, 91
4	Greg Gagne	1987, 91
3	Harmon Killebrew	1965, 69, 70
	Tony Oliva	1965, 69, 70
	Gary Gaetti	1987
	Kent Hrbek	1987, 91
	Torii Hunter	2002, 03, 04, 06

WALKS

14	Harmon Killebrew	1965, 69, 70
11	Kent Hrbek	1987, 91
9	Dan Gladden	1987, 91
8	Tom Brunansky	1987
	Kirby Puckett	1987, 91

GAMES

24	Greg Gagne	1987, 91
	Dan Gladden	1987, 91
	Kent Hrbek	1987, 91
	Kirby Puckett	1987, 91
22	Michael Cuddyer	2002, 03, 04, 06, 09, 10

RUNS

17	Dan Gladden	1987, 91
16	Kirby Puckett	1987, 91
15	Torii Hunter	2002, 03, 04, 06
12	Greg Gagne	1987, 91
10	Tom Brunansky	1987
	Kent Hrbek	1987, 91

DOUBLES

8	Torii Hunter	2002, 03, 04, 06
6	Dan Gladden	1987, 91
5	Tony Oliva	1965, 69, 70
	Greg Gagne	1987, 91
	Jacque Jones	2002, 03, 04

RUNS BATTED IN

16	Kirby Puckett	1987, 91
15	Dan Gladden	1987, 91
12	Kent Hrbek	1987, 91
11	Tom Brunansky	1987
10	Greg Gagne	1987, 91

STRIKEOUTS

23	Jacque Jones	2002, 03, 04
22	Greg Gagne	1987, 91
21	Corey Koskie	2002, 03, 04
18	Michael Cuddyer	2002, 03, 04, 06, 09, 10
17	Kirby Puckett	1987, 91

PITCHING

(MINIMUM 10 INNINGS)

WINS

4	Jack Morris	1991
3	Bert Blyleven	1970, 87
	Frank Viola	1987
2	Mudcat Grant	1965
	Brad Radke	2002, 03, 04

LOSSES

3	Jim Kaat	1965, 70
	Brad Radke	2002, 03, 04, 06
	Johan Santana	2002, 03, 04, 06
2	Kyle Lohse	2002, 03, 04
	Rick Reed	2002, 03
	Carl Pavano	2009, 10

INNINGS PITCHED

36.1	Jack Morris	1991
35.0	Brad Radke	2002, 03, 04, 06
34.0	Johan Santana	2002, 03, 04, 06
31.1	Frank Viola	1987
28.1	Bert Blyleven	1970, 87

WALKS

10	Jack Morris	1991
	Johan Santana	2002, 03, 04, 06
9	Dave Boswell	1965, 69
	Scott Erickson	1991
8	Frank Viola	1987
	David West	1991
	Brad Radke	2002, 03, 04, 06

GAMES STARTED

6	Brad Radke	2002, 03, 04, 06
5	Jack Morris	1991
	Johan Santana	2002, 03, 04, 06
	Frank Viola	1987
4	Bert Blyleven	1970, 87
	Jim Kaat	1965, 70
	Kevin Tapani	1991

ERA

1.35	Dave Boswell	1965, 69
1.65	Eric Milton	2002, 03
2.23	Jack Morris	1991
2.70	Jeff Reardon	1987
2.74	Mudcat Grant	1965

SAVES

5	Rick Aguilera	1991
3	Jeff Reardon	1987
	Eddie Guardado	2002, 03
1	Juan Berenguer	1987
	Joe Nathan	2004

STRIKEOUTS

32	Johan Santana	2002, 03, 04, 06
25	Frank Viola	1987
23	Bert Blyleven	1970, 87
22	Jack Morris	1991
17	Brad Radke	2002, 03, 04, 06


The difference between the possible and the impossible lies in a person's determination.
KEPLER
40
Be Happy

MINOR LEAGUE INFORMATION

MINNESOTA TWINS – MINOR LEAGUE DEPT.
Target Field
1 Twins Way
Minneapolis, MN 55403
P: (612) 659-3480 F: (612) 659-4026

MINNESOTA TWINS – SPRING TRAINING
CenturyLink Sports Complex
14110 Six Mile Cypress Pkwy.
Fort Myers, FL 33912
P: (239) 479-6400

MINNESOTA TWINS MINOR LEAGUE SYSTEM

Director, Minor League Operations ..... Brad Steil
Senior Manager, Minor League Administration ..... Kate Townley
Senior Manager, Florida Operations ..... Brian Maloney
Assistant, Florida and Latin America Operations ..... Rafael Yanez

MINOR LEAGUE INSTRUCTORS

Minor League Field Coordinator ..... Joel Lepel
Minor League Pitching Coordinator ..... Eric Rasmussen
Minor League Hitting Instructor ..... Tony Oliva
Minor League Infield and Baserunning Coordinator ..... Sam Perlozzo
Latin America Operations Coordinator ..... Jose Marzan
Minor League Athletic Training and Rehab Coordinator ..... Chad Jackson
Minor League Rehab Assistant ..... Corey Dietze
Minor League Strength and Conditioning Coordinator ..... Erik Beiser
Minor League Video Coordinator ..... David Jeffrey
Minor League Equipment Manager ..... Dave Ringler

TWINS 2015 ORGANIZATIONAL STANDINGS

TEAM	LEAGUE	LEVEL	WON-LOST	STANDINGS	GB/GA
Rochester	International	Triple-A	77-67 (North Division)	Second	-4.0
Chattanooga*	Southern	Double-A	43-25 1st Half (North Division)	First	+4.5
			33-36 2nd Half (North Division)	Fourth	-9.5
			76-61 Season Total (North Division)	Second	-0.5
Ft. Myers	Florida State	High-A	38-32 1st Half (South Division)	Second	-7.0
			38-31 2nd Half (South Division)	Third	-5.5
			76-63 Season Total (South Division)	First	+0.5
Cedar Rapids#	Midwest	Low-A	41-29 1st Half (Western Division)	Second	-5.0
			36-34 2nd Half (Western Division)	Fourth	-12.0
			77-63 Season Total (Western Division)	Third	-12.0
Elizabethton	Appalachian	Rookie	34-34 (West Division)	Third	-6.0
GCL Twins	Gulf Coast	Rookie	27-32 (South Division)	Third	-14.5
DSL Twins	Dominican Summer	Rookie	36-36 (Boca Chica South)	Fourth	-17.0

* Chattanooga won 3-2 in best-of-five Southern League Championship Series against Biloxi
\# Cedar Rapids lost 2-3 in best-of-five Midwest League Championship Series to West Michigan

TWINS MINOR LEAGUE STADIUMS PLAYING DIMENSIONS & ATTENDANCE FIGURES

			DIMENSIONS			ATTENDANCE		
CITY	NAME	SURFACE	LF	CF	RF	TOTAL	DATES	AVERAGE
Rochester	Frontier Field	Natural	335'	402'	325'	440,360	70	6,291
Chattanooga	AT&T Field	Natural	330'	400'	325'	218,512	64	3,414
Ft. Myers	Bill Hammond Stadium	Natural	330'	405'	330'	133,817	66	2,028
Cedar Rapids	Veterans Memorial Stadium	Natural	315'	400'	325'	170,832	67	2,550
Elizabethton	Joe O'Brien Field	Natural	339'	399'	322'	22,069	31	712
Ft. Myers (GCL Twins)	CenturyLink Sports Complex	Natural	330'	405'	330'			

BRAD STEIL
DIRECTOR, MINOR LEAGUE OPERATIONS

Brad Steil begins his 16th year in the Twins organization, and fourth as Twins Director of Minor League Operations, after spending the previous five seasons as Director of Baseball Operations. Steil's duties include full administration of the minor league department, including the working relationships with the Twins six affiliates.

He is responsible for player moves at the minor league level and for the development of young talent for the major league club. Steil also handles contract negotiations with minor league players and travels to all the affiliates to evaluate players in the Twins system.

Steil was hired as the Administrative Assistant for Scouting in 2001 and was promoted to Baseball Operations Assistant in July of 2003. He was named Assistant Director of Baseball Operations in January of 2006 and was eventually promoted to Director of Baseball Operations in September of 2007.

Steil is a native of Litchfield, MN, and graduated magna cum laude from Concordia College (Moorhead) in 1999. He also attended the St. Thomas Graduate School of Business (1999-2000).

Brad and his wife, Megan, reside in Ham Lake, MN.

DERON JOHNSON
DIRECTOR, SCOUTING

Deron Johnson has been a member of the Twins organization since January of 1994. While working as the Northern California Area Scout, Johnson was promoted to West Coast Supervisor in October of 1998 and September 13, 2007 he was promoted to Director of Scouting for the Twins. In this position, he leads the Twins 27-man scouting staff in preparation for the annual June First-Year Player Draft of high school and college players, as well as focuses on amateur assignments for the summer.

Johnson was born and raised in Vallejo, CA, and graduated from St. Mary's College in Moraga, CA, with a BA in Liberal Arts in 1991. Prior to joining the Twins, Johnson played three minor league seasons as an outfielder in the Pittsburgh Pirates organization from 1988-1990. He served as the assistant baseball coach and recruiting coordinator for the University of San Francisco from 1992-1993. In addition, Johnson has provided coverage of minor league and major league teams and has been part of the Twins Advance Scouting team for the postseason over the past seven years.

Deron and his wife, Alecia, have four children, Ashley, Alexis, Deron Jr. and Dominique, and reside in Sacramento, CA.

JOEL LEPEL
MINOR LEAGUE FIELD COORDINATOR

Joel Lepel enters his 11th season as the Twins Minor League Field Coordinator. He is responsible for evaluating minor league players and staff, coordinating and participating in on-field instruction, developing organization policies throughout the system and setting up and overseeing the daily workout schedule during spring training, regular season and instructional league.

Lepel spent five seasons (2001-05) as the Twins Midwest Scouting Supervisor. Prior to that, he spent eight years as an area scout, covering North and South Dakota, Nebraska, Iowa, Wisconsin and Minnesota.

A native of Plato, MN, Lepel was signed as an 18th round draft choice by the Montreal Expos out of Mankato State University in 1980. He spent three seasons as a player in the Expos system before coaching at Western Kentucky University and Clemson University from 1983-88. Lepel came to the Twins organization in 1989, managing the Sarasota Twins (Rookie, Gulf Coast League) for two seasons and the Kenosha Twins (Single-A, Midwest League) in 1991, before becoming an area scout.

Joel and his wife, Elynn, reside in Plato, MN.

HARMON KILLEBREW AWARD - MINOR LEAGUE COMMUNITY SERVICE

Given annually to a player from each of the full season affiliates. Each player is nominated by their respective general manager for their service within the affiliate's community. A plaque is awarded, in addition to an on-field presentation.

2011
Rochester -- Kyle Gibson
New Britain -- Bobby Lanigan
Ft. Myers -- Reggie Williams
Beloit -- Ryan O'Rourke

2012
Rochester -- JR Towles
New Britain -- Shawn Roof
Ft. Myers -- Andy Leer
Beloit -- Corey Williams

2013
Rochester -- Brian Dinkelman
New Britain -- Dan Rohlfing
Ft. Myers -- Stephen Wickens
Cedar Rapids -- Niko Goodrum

2014
Rochester -- Logan Darnell
New Britain -- Tony Thomas
Ft. Myers -- Tim Shibuya
Cedar Rapids -- Tanner Vavra

2015
Rochester -- Logan Darnell
New Britain -- Tim Shibuya
Ft. Myers -- Tanner Vavra
Cedar Rapids -- Jared Wilson

2015 MINOR LEAGUE RECAP

ROCHESTER (77-67, Triple-A, International League) — The Red Wings finished second in the International League North Division with a record of 77-67. Rochester's offense was one of the league's best, as they finished second in team batting average (.262), and third in hits (1,263) and runs scored (311). Infielder James Beresford's .307 average on the season was the second best in the International League, as were his 153 hits. He received both Mid- and Postseason All-Star honors. On the mound, the Red Wings possessed several of the organization's best arms, including Twins minor league Pitcher of the Year Jose Berrios. After starring in the 2015 MLB Futures Game in Cincinnati, he was promoted to Triple-A in July, and went 6-2 with a 2.85 ERA in 12 starts for Rochester. Numerous Red Wings pitchers made their way to the International leaderboards, including Pat Dean and Taylor Rogers, who were the top two in the league for innings pitched. Michael Bowden's 2.58 ERA over 32 appearances (17 starts) was also the second best in league.

CHATTANOOGA (76-61, Double-A, Southern League) — The Lookouts concluded the regular season with a 76-61 record, second best in the Southern League North, to clinch a spot in the postseason. They beat Montgomery 3-games-to-1 in a best-of-five series to advance to the Southern League Finals, where they beat Biloxi 3-games-to-2 to capture their first league title since 1988. The Lookouts led the Southern League in triples (59), home runs (107), walks (573) and stolen bases (164). Chattanooga's pitching staff had a 4.04 ERA and their 443 walks were fewest in the league. At the plate, Max Kepler was named Southern League MVP and Twins minor league Player of the Year, as well as a Mid- and Postseason All-Star after leading the SL with a .327 average, .415 on-base percentage, .540 slugging percentage and a OPS of .954. Adam Brett Walker led the league with 31 home runs and 106 RBI in 133 games. On the mound, David Hurlbut went 11-6 with a 3.59 ERA, while D.J. Baxendale pitched a team-high 118.1 innings, going 7-5 with a 3.80 ERA.

FT. MYERS (76-63, High-A, Florida State League) — The Miracle owned the best record in the Florida State League and finished first in the South Division's overall regular season standings. They still failed to make the postseason as they did not win their division in the first or second half. The Miracle's success was anchored around their pitching staff, which finished with the second best team ERA in the Florida State League (2.70) and ranked third in strikeouts (991). Starting pitcher Aaron Slegers went 8-6 with a 2.87 ERA, good for the fourth best ERA in the league. The Miracle had a league-high six players named to the Midseason All Star team, including catcher Alex Swim, who led the team with a .311 batting average. Mitch Garver was also one of the Miracle's best offensively, leading the team in hits (106), doubles (24) and RBI (58).

CEDAR RAPIDS (77-63, Low-A, Midwest League) — The Kernels finished the regular season 77-63, advancing to their third consecutive postseason. They beat Quad Cities in the West Division Semifinals and Peoria in the West Division Finals, before falling to West Michigan 3-2 in the best-of-five Midwest League Championship. Offensively, the Kernels hit .250 and led the Midwest League with 53 triples, while finishing fifth with 131 stolen bases. Cedar Rapids' pitching staff ranked third in the league in ERA (3.22) and strikeouts (1,138) while tying for third in shutouts (13). Additionally, their 1.54 ERA in the postseason was best in the league. Nick Gordon led the offense, as the 19-year-old batted .277 during the regular season with 79 runs scored, second best in the MWL, and hit .324 in nine postseason games. On the mound, Jorge Felix went 6-7 with a 2.79 ERA in a team-high 142.0 innings. He held opposing hitters to a .225 average, second in the MWL, while his 1.06 WHIP was third.

ELIZABETHTON (34-34, Rookie Advanced, Appalachian League) — The Elizabethton Twins went 34-34, finishing third in the Appalachian League West Division. The Twins pitching staff owned three of the league's six best individual ERA leaders, and ranked second in strikeouts as well as recording the fewest walks as a team. Dereck Rodriguez, named the Appalachian League Pitcher of the Year, went 6-3 with a 2.85 ERA in 12 starts for the Twins, while Andro Cutura went 3-2 with a 1.34 ERA, the lowest in the league. At the plate, the Twins ranked third in the league in home runs (46). All-Star outfielder LaMonte Wade led the E-Twins in games played (64), runs scored (36), hits (72), home runs (9), RBI (44), total bases (117) and on-base percentage (.428).

GCL TWINS (27-32, Rookie, Gulf Coast League) — The GCL Twins finished third in the GCL South Division with a 27-32 record. The offense averaged only 3.45 runs-per-game. The 3.10 team ERA ranked fifth in the GCL, while their 492 strikeouts were second (8.9 strikeouts-per-9.0 innings). The pitching staff was anchored by Williams Ramirez, who led the GCL in ERA (1.05), WHIP (0.88) and batting-average-against (.145), while ranking third in strikeouts (58). Lachlan Wells was the other consistent starter, going 5-2 with a 2.09 ERA (47.1 IP, 11 ER), 0.97 WHIP and 49 strikeouts. Offensively, the Twins were led by Luis Arraez, as the 18-year-old hit .309 with a team-best 19 RBI and 19 walks in 57 games.

DSL TWINS (36-36, Rookie, Dominican Summer League) — The DSL Twins went 36-36, which was fourth in the 10-team Boca Chica South. The offense carried the Twins, hitting .262 and scoring 5.28 runs-per-game, while drawing 297 walks, 12th in the 38-team league. Conversely, the pitching staff had a 4.32 team ERA, third-to-last in the DSL, while their 30 home runs surrendered were third most in the DSL. Jean Carlos Arias led the offense, hitting .311 with two home runs, a team-best 12 doubles, 37 RBI and .914 OPS. Gorge Munoz hit a team-high .315 in 46 games. Randolph Perez contributed for the Twins in 22 relief appearances; he had five wins, second most on the team, and a 1.90 ERA in 42.2 innings.

TWINS MINOR LEAGUE COORDINATORS AND INSTRUCTORS

ERIC RASMUSSEN — MINOR LEAGUE PITCHING COORDINATOR

Born March 22, 1952...wife, Linda...sons, twins Derek and Brock, and Michael...resides in Cape Coral, FL...begins 26th season with the Twins and eighth in this position...served as the pitching coach for Ft. Myers for 10 seasons (1999-2008)...prior to that was pitching coach for New Britain (1998), Ft. Myers (1996-97) and GCL Twins (1991-95)...was minor league pitching coach for Cleveland (1988-89)...selected by St. Louis in 32nd round of the 1973 First-Year Player Draft from University of New Orleans where he was First-Team All-American...passed up fourth round selection by Boston in the January 1971 Draft from Indian Hills Community College in Centerville, IA...played three seasons for St. Louis before being traded to San Diego where he played 1978-80...played two seasons in Mexico before being purchased again by St. Louis in 1982...holds major league record by pitching shutouts in first National League game July 21, 1975 and first American League game August 6, 1983.

RASMUSSEN'S MAJOR LEAGUE TOTALS

Year	Club	W-L	ERA	G	GS	CG	SHO	SV	IP	H	R	ER	BB	SO
1975-83	STL, SD, KC	50-77	3.85	238	144	27	12	5	1017.2	1033	489	435	309	489

TONY OLIVA — MINOR LEAGUE HITTING INSTRUCTOR

Born July 20, 1938...wife, Gordette...daughter, Anita, and sons, Pedro, Ricardo and Damian...resides in Bloomington, MN...begins 24th season as minor league hitting instructor...Twins hitting coach 1986-91...Twins first base coach in 1985...Twins minor league hitting instructor 1979-84...Twins first base coach and batting instructor 1977-78...player/coach for Twins 1976...signed with Minnesota as free agent from Cuba July 24, 1961...played 13-plus major league seasons as outfielder/designated hitter for Minnesota...American League Rookie of the Year in 1964...three-time American League Batting Champion (1964, 65 and 71)...led American League in hits, 1964, 66, 69 and 70...two-time *Sporting News* Player of the Year, 1965 and 71...played in two ALCS (1969, 70) and one World Series (1965)...eight-time American League All-Star...inducted into Twins Hall of Fame in 2000.

OLIVA'S MAJOR LEAGUE TOTALS

Years	Club	AVG	G	AB	R	H	2B	3B	HR	RBI	BB	SO
1962-76	Minnesota	.304	1676	6301	870	1917	329	48	220	947	448	645

SAM PERLOZZO — MINOR LEAGUE INFIELD AND BASERUNNING COORDINATOR

Samuel Benedict Perlozzo...wife, Beth...daughter, Mia (12/13/78), and son, Eric (9/7/84)...resides in Tampa, FL...begins his third season as the Twins minor league infield and baserunning coordinator...was third base coach/infield instructor (2011-12) and first base coach/baserunning instructor (2009-10) for the Philadelphia Phillies...was coach for the 2009 and 2010 NL All-Star teams...manager for the Baltimore Orioles from August 4, 2005 to June 18, 2007 with a record of 122-164...was bench coach (2001-05) and third base coach (1996-00) with Baltimore...third base coach for Seattle (1993-95, 2008), Cincinnati (1990-92) and New York Mets (1987-89)...minor league manager in the Mets organization from 1982-86 where he won three titles and never had a losing season...named Carolina League Manager of the Year with Lynchburg in 1983 and *Baseball America*'s Manager of the Year in 1984...has a career minor league managerial record of 364-263 (.581)...1973 graduate of George Washington University with a BS in Physical Education...elected to GW's Sports Hall of Fame in 1986 and to GW's Sports Executive Hall of Fame in 2007...originally signed by Minnesota on August 15, 1972 as a free agent...called up by the Twins in September 1977 and hit .292 in 10 games...was a five-time fielding champion in nine minor league seasons.

PERLOZZO'S MAJOR LEAGUE MANAGERIAL RECORD

Years	Club	W	L	PCT.
2005-07	Baltimore	122	164	.427

PERLOZZO'S MAJOR LEAGUE TOTALS

Years	AVG	G	AB	R	H	2B	3B	HR	RBI	BB	SO
2 years	.269	12	26	6	7	0	2	0	0	3	3

JOSE MARZAN — LATIN AMERICA OPERATIONS COORDINATOR

Born November 5, 1965...wife, Marvilla...sons, Jonah and Sebastian...resides in Ft. Myers, FL...begins 12th year as Latin America operations coordinator after managing Ft. Myers for five years (2000-04)...had a career record of 641-579 (.525) as a minor league manager...managed Single-A Quad City in 1999 and Single-A Ft. Wayne in 1998, leading both teams to the playoffs...has been affiliated with Twins organization for 23 years...managed Rookie Elizabethton 1996-97...coached for Single-A Ft. Myers in 1995 and managed Gulf Coast League Twins 1993-94...began coaching career in 1992 as coach for the GCL Twins...was selected by Minnesota in the 16th round of the 1987 First-Year Player Draft from Florida State University...named best defensive first baseman by California League managers while playing for Visalia in 1989...retired from playing after the 1991 season.

MARZAN'S MINOR LEAGUE TOTALS

Years	AVG	G	AB	R	H	2B	3B	HR	RBI	BB	SO
5 years	.256	402	1199	183	307	53	6	13	158	181	163

CHAD JACKSON — HEAD MINOR LEAGUE ATHLETIC TRAINER AND REHAB COORDINATOR

Born May 5, 1971...wife, Pauline...daughter, Payten...resides in Cape Coral, FL...begins his 15th season in the Twins organization and fourth as the minor league athletic training and rehab coordinator...spent the previous two seasons as the head trainer for Triple-A Rochester...prior to his time with the Red Wings spent six seasons with Double-A New Britain, one season with Quad Cities and two seasons with Elizabethton...also served as the head athletic trainer for Navigantes de Magallanes from 2005-08...interned for the Cubs (1996) and the Indians (2001)...earned a BA in Physical Education and Exercise Science with specialization in Athletic Training from John Carroll University (OH) in 1993...earned a Master's of Science in Physical Education with specialization in Athletic Training from Ohio University in 1995.

ERIK BEISER — MINOR LEAGUE STRENGTH AND CONDITIONING COORDINATOR

Born April 4, 1987...wife, Nicole (December 15, 2012)...son, Brody (7/20/15)...resides in Ft. Myers, FL...begins his seventh year with the Twins and fourth as the minor league strength and conditioning coordinator...was the strength and conditioning coach for Rochester in 2012, Ft. Myers in 2011 and Elizabethton in 2010...prior to joining the Twins he was the strength and conditioning coach for the GCL Cardinals in 2009...worked with MLB International in 2011 as a strength and conditioning coordinator for France...earned his Master's of Science in Kinesiology with a concentration in Sports Performance from Louisiana Tech University in 2011...earned his Bachelor's Degree in Exercise Science and Health Promotion from Florida Atlantic University in 2009.

TRIPLE-A ROCHESTER

ROCHESTER RED WINGS

International League - Triple-A (14th year)

Red Wings 2015 Record: 77-67 (2nd in North)

One Morrie Silver Way
Rochester, New York 14608
(585) 454-1001
FAX: (585) 454-1056

President/CEO ..... Naomi Silver
General Manager ..... Dan Mason
Media Relations ..... Nate Rowan
Stadium ..... Frontier Field

Capacity 10,840
Manager ..... Mike Quade
Pitching Coach ..... Stu Cliburn
Hitting Coach ..... Chad Allen
Trainer ..... Larry Bennese
Strength and Conditioning Coach ..... Dax Fiore

MIKE QUADE
MANAGER

Gregory Mike Quade (KWAH-dee)...born March 12, 1957 in Evanston, IL...resides in Bradenton, FL...entering his second season as manager at Triple-A...Quade spent 2014 as a roving outfield and baserunning instructor for the New York Yankees...prior to that, he served as Chicago Cubs manager from 2010-11 where he posted a record of 95-104 (.472)...won his first game as a major league manager on August 23, 2010 at Washington, a 9-3 victory...was a Cubs coach from 2007-10, Triple-A Iowa (Cubs) manager from 2003-07, Oakland Athletics first base coach from 2000-02 and a minor league manager at various levels from 1985-99...he has a career minor league managerial record of 1,213-1,165 (.510) in 17 seasons...is a two-time Manager of the Year award winner (1991 for Double-A Harrisburg and 1993 for Triple-A Ottawa)...in 1999 led the Triple-A Vancouver Canadians to the Pacific Coast League championship and the Triple-A World Series championship...won the Midwest League title as West Michigan's (A's) manager in 1996...won his 1,000th game as a minor league manager on April 18, 2004 with the Iowa Cubs in New Orleans...drafted by Pittsburgh in the 22nd round of the 1979 First-Year Player Draft...played college baseball for the University of New Orleans...spent five seasons in Pittsburgh's minor league system and ended his playing career in 1982...had a career .264 average with 45 doubles, 12 triples, five home runs and 128 RBI in 424 minor league games.

RECORD AS MANAGER

Year	Club	League	W	L	Pct.	Finish (Div./Overall)
1985	Macon	South Atlantic	56	82	.406	4th/5th
1986	Macon	South Atlantic	54	84	.391	4th/5th
1989	Rockford	Midwest	74	59	.556	3rd/1st
1990	Rockford	Midwest	56	80	.412	4th/7th
1991	Harrisburg	Eastern	87	53	.621	1st
1992	Harrisburg	Eastern	78	59	.569	3rd
1993	Ottawa	International	73	69	.514	2nd
1994	Scranton	International	62	80	.437	5th
1995	Scranton	International	70	72	.493	4th
1996	West Michigan	Midwest	77	61	.558	1st/1st
1997	Huntsville	Southern	77	62	.554	5th/1st
1998	Edmonton	Pacific Coast	76	67	.531	3rd
1999	Vancouver	Pacific Coast	84	58	.592	1st
2003	Iowa	Pacific Coast	70	72	.493	3rd
2004	Iowa	Pacific Coast	79	64	.552	1st
2005	Iowa	Pacific Coast	64	75	.460	4th
2006	Iowa	Pacific Coast	70	63	.528	T-1st
2010	**CHICAGO**	**NATIONAL**	**24**	**13**	**.649**	**5TH**
2011	**CHICAGO**	**NATIONAL**	**71**	**91**	**.438**	**5TH**
2015	Rochester	International	77	67	.535	2nd
Minor League Totals			**1284**	**1227**	**.511**	
Major League Totals			**95**	**104**	**.477**	

CHAD ALLEN
HITTING COACH

Born February 6, 1975...resides in Dallas, TX...begins his fourth season coaching at the professional level and first as hitting coach for Triple-A Rochester...spent the previous three seasons as the Twins Double-A hitting coach...played seven years in the major leagues, including three with the Twins from 1999-2001...had a career average of .269 with 14 home runs, 44 doubles, 84 RBI in 267 career major league games with Minnesota, Cleveland (2002), Florida (2003) and Texas (2004-05)...was originally selected by the Twins in the fourth round of the 1996 First-Year Player Draft out of Texas A&M University...returned to New Britain in 2013 where he debuted as a player in 1997...played 11 seasons in the minors, batting .307 with 219 doubles, 79 home runs and 559 RBI in 896 career games from 1996-2007.

STU CLIBURN
PITCHING COACH

Born December 19, 1956...wife, Cyndi...resides in Ft. Myers, FL...returns to Rochester as the pitching coach where he spent 2006-08...spent 14 seasons as pitching coach at the Twins Double-A affiliate, 1999-2005 and 2009-15...2016 marks his 25th season in the Twins organization...was pitching coach for Single-A Ft. Myers in 1998 and was pitching coach for Wilmington of the Maryland Fall League in 1998...pitching coach for Single-A Ft. Wayne 1994-97...pitching coach for Scottsdale in 1996 Arizona Fall League...pitching coach for Rookie Elizabethton in 1993...pitching coach for California's Single-A affiliate Palm Springs 1991-92...selected by Pittsburgh in fourth round of the 1977 First-Year Player Draft from Delta State University (MS)...signed as free agent by California in 1982...was 9-3 with a 2.09 ERA and six saves in 1985...was the Angels Rookie of the Year by Baseball Writers Association of Southern California and finished fifth in American League Rookie of the Year voting that same season.

2015 ROCHESTER FINAL STATISTICS

PLAYER	AVG	G	AB	R	H	2B	3B	HR	RBI	SF	SH	HB	BB	SO	SB	CS	E	OBP
Arcia, Oswaldo	.199	79	282	31	56	13	0	12	41	5	0	6	18	82	0	1	5	.257
Avery, Xavier	.247	38	146	23	36	3	1	5	23	1	0	1	7	43	5	2	1	.284
Beresford, James	.307	129	498	58	153	21	1	1	50	6	3	0	29	57	2	2	10	.341
Bernier, Doug	.256	95	301	39	77	9	0	2	20	1	1	3	36	57	2	2	4	.340
Buxton, Byron	.400	13	55	11	22	3	1	1	8	0	0	0	4	12	2	1	0	.441
de San Miguel, Allan	.375	3	8	0	3	1	0	0	0	0	0	0	0	4	0	1	0	.375
Diaz, Argenis	.258	92	302	37	78	12	1	0	26	1	3	3	26	54	4	1	9	.322
Farris, Eric	.259	86	297	34	77	10	1	1	29	2	3	2	19	39	5	2	0	.306
Fryer, Eric	.293	67	222	28	65	7	1	2	19	0	0	1	25	47	1	2	3	.367
Hanson, Nate	.262	17	42	3	11	2	0	0	4	0	0	0	5	13	0	0	0	.340
Herrmann, Chris	.260	23	73	9	19	3	0	1	6	2	0	2	11	13	3	0	2	.364
Hicks, Aaron	.342	38	149	26	51	13	4	3	20	2	0	0	17	30	2	1	0	.405
Martinez, Jose	.255	95	337	35	86	14	0	6	43	2	1	0	18	35	3	1	9	.291
Ortiz, Danny	.248	131	484	61	120	31	3	17	78	6	1	2	33	105	4	1	5	.295
Paulino, Carlos	.257	34	109	15	28	5	1	0	8	0	2	0	10	9	0	1	2	.319
Peterson, Brock	.186	29	97	11	18	1	0	5	12	2	0	1	14	33	0	0	0	.289
Pinto, Josmil	.228	64	237	33	54	9	0	7	31	0	0	4	22	54	0	0	6	.304
Polanco, Jorge	.284	22	88	7	25	6	0	0	6	2	0	0	4	10	1	0	8	.309
Ramirez, Wilkin	.232	43	142	10	33	9	2	3	14	3	0	0	2	38	3	0	1	.238
Rodriguez, Reynaldo	.255	132	502	81	128	34	7	16	80	8	0	2	39	82	13	5	6	.307
Rosario, Eddie	.242	23	95	11	23	2	1	3	12	0	0	0	5	17	1	1	2	.280
Santana, Danny	.322	35	152	24	49	10	4	3	15	2	1	0	7	25	6	3	5	.348
Vargas, Kennys	.279	38	122	20	34	6	0	6	22	1	0	2	26	39	0	0	2	.411
Wheeler, Ryan	.233	21	73	4	17	3	0	1	7	0	0	0	1	18	0	0	2	.243
TEAM TOTAL	**.262**	**144**	**4814**	**611**	**1263**	**227**	**28**	**95**	**574**	**46**	**15**	**29**	**378**	**916**	**57**	**27**	**89**	**.317**

PITCHER	W	L	ERA	G	GS	CG	SH	SV	IP	H	R	ER	HR	HB	BB	SO	WP	BK	BAA
Achter, A.J.	4	2	2.63	43	0	0	0	14	48.0	28	14	14	5	1	13	47	2	0	.167
Berrios, Jose	6	2	2.62	12	12	0	0	0	75.2	59	24	22	6	6	14	83	4	1	.212
Bowden, Michael	4	3	3.78	8	8	0	0	0	47.2	50	22	20	2	3	11	47	0	0	.266
Darnell, Logan	5	1	2.78	35	7	1	1	0	77.2	77	29	24	3	1	25	66	3	2	.258
Dean, Pat	12	11	2.82	27	27	5	3	0	179.0	170	60	56	10	3	36	98	2	0	.254
Duffey, Tyler	5	6	2.53	14	14	1	1	0	85.1	73	32	24	1	1	18	68	3	0	.224
Farris, Eric	0	0	0.00	1	0	0	0	0	0.2	0	0	0	0	0	0	0	0	0	.000
Fien, Casey	0	0	0.00	3	1	0	0	0	3.0	0	0	0	0	0	1	3	0	0	.000
Hamburger, Mark	4	2	3.31	45	4	0	0	1	68.0	74	26	25	3	1	22	63	1	0	.276
Hu, Chih-Wei	1	0	1.50	1	1	0	0	0	6.0	2	1	1	0	0	4	6	0	0	.105
Hurlbut, David	0	0	2.70	1	1	0	0	0	6.2	9	2	2	0	1	0	2	1	0	.346
Johnson, Cole	0	1	3.42	17	0	0	0	0	23.2	27	10	9	3	2	11	15	2	0	.290
Meyer, Alex	4	5	4.79	38	8	0	0	0	92.0	101	54	49	4	5	48	100	6	0	.281
Milone, Tommy	4	0	0.70	5	5	1	1	0	38.2	25	3	3	2	0	3	47	1	0	.182
O'Rourke, Ryan	0	0	5.93	20	0	0	0	0	13.2	13	9	9	1	0	7	22	1	0	.250
Oliveros, Lester	3	2	3.79	24	4	0	0	0	35.2	39	15	15	3	3	13	46	2	0	.277
Peavey, Greg	1	5	5.45	7	7	0	0	0	36.1	48	27	22	5	2	9	27	0	0	.314
Peterson, Brock	0	0	0.00	1	0	0	0	0	1.0	1	0	0	0	0	1	1	0	0	.250
Pressly, Ryan	0	2	4.50	7	0	0	0	0	10.0	6	7	5	1	0	6	15	3	0	.176
Pryor, Stephen	1	0	9.00	8	0	0	0	0	13.0	13	13	13	5	0	12	13	3	0	.255
Rogers, Taylor	11	12	3.98	28	27	2	0	0	174.0	190	83	77	9	4	44	126	4	2	.283
Salcedo, Adrian	0	1	3.38	2	0	0	0	0	2.2	3	1	1	0	0	0	3	0	0	.300
Santana, Ervin	3	0	1.74	3	3	0	0	0	20.2	17	4	4	2	1	4	11	2	0	.227
Shibuya, Tim	0	0	5.40	4	0	0	0	0	6.2	11	5	4	1	0	1	5	0	0	.355
Stauffer, Tim	0	0	5.40	4	0	0	0	0	5.0	6	3	3	0	0	2	2	0	0	.286
Thielbar, Caleb	5	3	2.81	29	0	0	0	0	32.0	30	10	10	1	1	18	19	0	0	.252
Thompson, Aaron	1	1	3.71	21	0	0	0	1	17.0	16	7	7	0	0	4	11	0	0	.239
Tonkin, Michael	2	1	1.10	33	0	0	0	14	41.0	25	5	5	2	1	5	46	4	0	.174
Van Mil, Loek	0	0	0.00	3	0	0	0	0	4.1	1	0	0	0	0	2	1	0	0	.077
Wheeler, Jason	1	7	6.58	15	15	1	0	0	78.0	104	69	57	11	5	24	40	2	0	.324
Wheeler, Ryan	0	0	0.00	1	0	0	0	0	1.2	1	0	0	0	0	0	1	0	0	.167
TEAM TOTAL	**77**	**67**	**3.46**	**144**	**144**	**11**	**21**	**30**	**1244.2**	**1219**	**535**	**478**	**80**	**41**	**358**	**1034**	**46**	**5**	**.257**

TWINS 2015 MINOR LEAGUE ALL-STARS

Rochester, International League (AAA)
A.J. Achter
James Beresford
Taylor Rogers

Chattanooga, Southern League (AA)
DJ Baxendale
Jose Berrios
Byron Buxton
Zach Jones
Max Kepler
Jorge Polanco
Miguel Sano
Adam Brett Walker

Fort Myers, Florida State League (A)
Chih-Wei Hu
Brandon Peterson
Alex Swim

Cedar Rapids, Midwest League (A)
Cam Booser
Trevor Hildenberger
Trey Vavra
Felix Jorge
Jared Wilson

Elizabethton, Appalachian League (R)
Kuo Hua Lo
Dereck Rodriguez
Steve Taylor
Lamonte Wade

Twins, Gulf Coast League (R)
Luis Arraez

Twins, Dominican Summer League (R)
None

DOUBLE-A CHATTANOOGA

CHATTANOOGA LOOKOUTS

Southern League - Double-A (2nd year)
Lookouts 2015 Record: 76-61 (2nd in North)
2015 Southern League Champions

201 Power Alley
Chattanooga, TN 37402
(423) 267-4849
FAX: (423) 267-4258

President ..... Rich Mozingo
Media Relations ..... Dan Kopf
Stadium ..... AT&T Field
Capacity 6,362

Manager ..... Doug Mientkiewicz
Pitching Coach ..... Ivan Arteaga
Hitting Coach ..... Tommy Watkins
Trainer ..... Chris Johnson
Strength and Conditioning Coach ..... Coty Greene

DOUG MIENTKIEWICZ
MANAGER

Named manager 12/19/14, replacing Jeff Smith...born June 19, 1975...wife, Jodi...son, Steele...resides in Islamorada, FL...begins his fourth season as a manager in the Twins organization and second as Double-A Chattanooga's manager...has taken his team to their respective league championship in each of his last two seasons as manager...led the Lookouts to the Southern League Championship, defeating Biloxi in the decisive fifth game to take the 3-2 series...in his first season with the Twins led the Miracle to a first place finish...in his second season led the Miracle to a first place finish, best record in the Florida State League and a Florida State League championship, the first in the franchise's 22 years...made his coaching debut in 2012 in the Dodgers organization as the hitting coach for Rookie Ogden...played parts of 12 major league seasons with Minnesota (1998-2004), Boston (2004), the Mets (2005), Kansas City (2006), the Yankees (2007), Pittsburgh (2008) and the Dodgers (2009)...won a gold medal with Team USA at the 2000 Olympic Games in Sydney...is one of only five American major league players to win a World Series and Olympic gold medal...was originally selected by Minnesota in the fifth round of the 1995 First-Year Player Draft out of Florida State University...was elected to the FSU Athletics Hall of Fame in 2005.

RECORD AS MANAGER

Year	Club	League	W	L	Pct.	Finish (Div/Overall)
2013	Ft. Myers	Florida State	79	56	.585	1st/1st
2014	Ft. Myers	Florida State	82	57	.590	1st/1st
2015	Chattanooga	Southern	76	61	.555	1st/3rd
Minor League Totals			**237**	**174**	**.588**	

POSTSEASON PLAY

Year	Club	League	W	L	Pct.	Finish
2013	Ft. Myers	Florida State	0	2	.000	Lost in semi's to Charlotte
2014	Ft. Myers	Florida State	5	1	.833	Beat Daytona 3-1 in finals
2015	Chattanooga	Southern	6	3	.500	Beat Biloxi 3-2 in finals
Postseason Totals			**11**	**6**	**.647**	

TOMMY WATKINS
HITTING COACH

Born June 18, 1980...resides in Ft. Myers, FL...begins his seventh season as a coach in the Twins organization and first as a hitting coach for Double-A Chattanooga...was hitting coach for the Twins Single-A affiliate from 2010-15...was selected by Minnesota in the 38th round of the 1998 First-Year Player Draft from Riverdale High School in Florida...played 12 seasons in the Twins organization and appeared in nine games for the Twins in 2007, playing a majority at third base prior to being disabled with a lower abdominal strain in late August...hit .248 with 134 doubles, 31 home runs, 290 RBI and 426 runs scored in the Twins minor league system from 1998-2009.

IVAN ARTEAGA
PITCHING COACH

Born June 20, 1972...wife, Angelica del Valle Guevara Diaz...sons, Ivan and Alexander, and daughter, Ashley...resides in Valencia, VZ...begins his first season as pitching coach for the Lookouts...spent 2015 as pitching coach for Ft. Myers, 2014 at Cedar Rapids and 2013 as the Miracle pitching coach...prior to that spent seven seasons as pitching coach at various levels for the Twins...was pitching coordinator at the Twins Venezuelan Academy and for the VSL Twins from 2001-05...was pitching coach for the Twins minor league team in the Dominican Summer League in 2004...pitched for Mets organization from 1997-98...pitched for Rockies organization from 1994-96...pitched for Expos organization from 1989-93...originally signed by Montreal as an undrafted free agent May 11, 1989.

TWINS SCOUTING & MINOR LEAGUE DIRECTORS

Scouting Directors

Deron Johnson 2008-present
Mike Radcliff 1994-2007
Larry Corrigan 1992-93
Terry Ryan 1986-91
George Brophy 1970-85
Sherry Robertson 1961-69

Minor League Directors

Brad Steil 2013-present
Jim Rantz 1986-2012
George Brophy 1970-85
Sherry Robertson 1961-69

2015 CHATTANOOGA FINAL STATISTICS

PLAYER	AVG	G	AB	R	H	2B	3B	HR	RBI	SF	SH	HB	BB	SO	SB	CS	E	OBP
Buxton, Byron	.283	59	237	44	67	7	12	6	37	4	0	1	26	51	20	2	2	.351
Gonzales, Mike	.218	67	229	26	50	10	0	5	33	2	0	4	25	61	0	0	0	.304
Goodrum, Niko	.244	61	209	33	51	6	5	5	19	1	0	0	28	51	18	4	14	.332
Harrison, Travis	.240	115	396	64	95	23	4	5	54	4	0	14	65	102	3	9	4	.363
Hicks, D.J.	.227	60	225	23	51	8	1	6	31	2	0	0	32	66	1	2	6	.320
Kepler, Max	.322	112	407	76	131	32	13	9	71	5	1	2	67	63	18	4	5	.416
Knecht, Marcus	.171	10	35	6	6	2	0	0	2	0	0	1	8	12	2	0	0	.341
Mejia, Aderlin	.231	16	52	4	12	1	0	1	5	0	0	0	4	8	1	3	2	.286
Meneses, Heiker	.259	100	340	44	88	10	2	0	34	4	11	7	24	72	15	10	9	.317
Michael, Levi	.267	63	221	43	59	12	5	5	31	2	4	6	31	53	18	3	6	.369
Paulino, Carlos	.270	20	63	4	17	4	1	0	8	0	2	0	7	6	0	0	3	.343
Polanco, Jorge	.289	95	394	55	114	17	3	6	47	2	0	0	35	63	18	10	20	.346
Rodriguez, Jairo	.221	28	86	7	19	2	0	0	5	1	1	0	8	15	0	1	0	.284
Sano, Miguel	.274	66	241	55	66	18	1	15	48	4	0	3	38	68	5	1	15	.374
Turner, Stuart	.223	98	327	40	73	13	1	4	37	3	0	4	45	69	5	2	6	.322
Vargas, Kennys	.287	35	122	20	35	3	2	7	24	1	0	2	26	32	0	0	3	.417
Walker II, Adam Brett	.239	133	502	75	120	31	3	31	106	5	0	2	51	195	13	4	6	.309
Wickens, Stephen	.254	83	264	48	67	14	2	1	19	2	3	5	36	45	16	5	13	.352
Wilkerson, Shannon	.292	49	185	30	54	5	4	1	22	0	4	1	17	25	11	1	1	.355
TEAM TOTAL	**.259**	**137**	**4535**	**697**	**1175**	**218**	**59**	**107**	**633**	**42**	**26**	**52**	**573**	**1057**	**164**	**61**	**120**	**.346**

PITCHER	W	L	ERA	G	GS	CG	SH	SV	IP	H	R	ER	HR	HB	BB	SO	WP	BK	BAA
Atchison, Scott	0	0	1.80	4	0	0	0	0	5.0	4	1	1	0	0	0	2	0	0	.222
Baxendale, D.J.	7	5	3.80	23	21	0	0	0	118.1	126	53	50	8	2	40	92	3	0	.273
Berrios, Jose	8	3	3.08	15	15	1	1	0	90.2	77	32	31	6	5	24	92	0	0	.232
Boer, Madison	3	2	4.38	13	1	0	0	1	24.2	26	13	12	0	1	13	14	2	0	.283
Burdi, Nick	3	4	4.53	30	0	0	0	2	43.2	40	25	22	3	1	32	54	3	0	.242
Chargois, J.T.	1	1	2.73	32	0	0	0	11	33.0	26	12	10	1	2	20	34	1	0	.218
Duffey, Tyler	2	2	2.56	8	8	0	0	0	52.2	46	19	15	0	1	12	54	1	0	.236
Gallant, Dallas	1	1	5.06	12	0	0	0	1	16.0	17	11	9	1	3	8	9	2	0	.283
Hurlbut, Chad	11	6	3.59	17	17	2	0	0	100.1	106	44	40	4	2	35	59	0	0	.278
Johnson, Cole	2	1	3.18	18	0	0	0	2	28.1	26	11	10	0	3	9	33	0	0	.250
Johnson, D.J.	1	2	4.86	38	0	0	0	4	50.0	54	29	27	2	4	26	41	3	0	.283
Jones, Zach	3	2	6.00	27	0	0	0	10	27.0	24	18	18	3	1	18	30	3	0	.247
Lee, Brett	6	4	3.10	16	16	2	1	0	95.2	85	44	33	4	4	29	45	1	0	.239
Muren, Alex	1	0	4.84	14	0	0	0	3	22.1	21	13	12	1	1	9	11	2	0	.244
O'Rourke, Ryan	0	0	0.00	2	0	0	0	0	1.1	2	0	0	0	0	0	3	0	0	.333
Peavey, Greg	7	7	4.88	20	20	0	0	0	110.2	112	68	60	11	7	30	59	2	0	.262
Peterson, Brandon	2	1	3.38	20	0	0	0	2	29.1	30	13	11	1	1	13	33	3	0	.261
Reed, Jake	4	4	6.32	35	0	0	0	1	47.0	55	43	33	3	6	21	39	3	0	.289
Salcedo, Adrian	0	1	4.87	10	1	0	0	0	20.1	17	11	11	1	2	13	15	1	0	.230
Shibuya, Tim	0	4	4.22	23	4	0	0	1	42.2	46	23	20	2	5	9	19	0	0	.279
Slegers, Aaron	1	4	4.91	6	6	0	0	0	36.2	40	22	20	3	2	12	24	2	0	.282
Summers, Matt	1	0	4.15	8	0	0	0	0	13.0	14	6	6	1	0	6	9	1	0	.280
Wheeler, Jason	4	3	3.92	10	10	0	0	0	59.2	58	28	26	7	3	16	50	2	0	.252
Williams, Corey	0	0	2.25	7	0	0	0	0	8.0	4	2	2	0	0	5	9	0	0	.154
Wimmers, Alex	8	4	4.53	30	18	0	0	0	115.1	117	58	58	7	1	43	100	5	0	.270
TEAM TOTAL	**76**	**61**	**4.04**	**137**	**137**	**5**	**14**	**38**	**1191.2**	**1173**	**599**	**535**	**69**	**57**	**443**	**930**	**40**	**0**	**.260**

TWINS MINOR LEAGUE AFFILIATE HISTORY

TRIPLE-A
Rochester, 2003-
Edmonton, 2001-02
Salt Lake, 1994-00
Portland, 1987-93
Toledo, 1978-86
Tacoma, 1972-77
Portland, 1971
Evansville, 1970
Denver, 1965-69
Atlanta, 1964
Dallas-FW, 1962-63
Syracuse, 1961

DOUBLE-A
Chattanooga, 2015-
New Britain, 1995-2014
Nashville, 1992-94
Orlando, 1973-91
Charlotte, 1962-72
Nashville, 1961

CLASS-A ADVANCED
Ft. Myers, 1991-
Visalia, 1977-90
Reno, 1975-76
Lynchburg, 1970-74
Red Springs, 1969
Wilson, 1962-68
Charlotte, 1961

CLASS-A
Cedar Rapids, 2013-
Beloit, 2005-12
Quad Cities, 1999-04
Ft. Wayne, 1993-98
Kenosha, 1984-92
Wis. Rapids, 1972-83
Ft. Lauderdale, 1973
Charlotte, 1972
Orlando, 1972
St. Cloud, 1965-71
Wis. Rapids, 1964-70
Auburn, 1967-70
Orlando, 1963-70
Thomasville, 1965-66
Bis.-Man., 1962-64
Erie, 1961-63
Ft. Walton, 1961-62
Wilson, 1961

ROOKIE ADVANCED
Elizabethton, 1974-
Geneva, 1973
Sarasota, 1964-72
Wytheville, 1961-63

ROOKIE
GCL (Ft.M.), 1990-
Sarasota, 1989
Bradenton, 1965
Melbourne, 1964

SINGLE-A FT. MYERS

FT. MYERS MIRACLE

Florida State League - Single-A (25th year)

Miracle 2015 Record: 76-63 (1st in South)

14400 Six Mile Cypress Parkway
Ft. Myers, FL 33912
(239) 768-4210
FAX: (239) 768-4211

Chief Operation Officer ..... Steve Gliner
General Manager ..... Andrew Seymour
Media Relations ..... Brice Zimmerman
Stadium ..... Hammond Stadium

Capacity 8,730
Manager ..... Jeff Smith
Pitching Coach ..... Henry Bonilla
Hitting Coach ..... Jim Dwyer
Trainer ..... Alan Rail

JEFF SMITH
MANAGER

Named manager 12/19/14, replacing Doug Mientkiewicz...born June 17, 1974...wife, Ronna...sons, Cooper and Cutter...resides in Naples, FL...begins his 11th season as a manager in the Twins system...enters second consecutive season as Ft. Myers manager, where he was also manager from 2008-09... managed Double-A New Britain from 2010-14...was named FSL Manager of the Year in 2009 leading the Miracle to a record of 80-58...manager for Beloit from 2006-07...was hitting coach of GCL Twins in 2005... was a catcher in Twins organization from 1996-2002...played for Boston and Texas organizations from 2003-04...playing career ended prior to 2005 season after a major left knee injury...originally drafted by the Twins in the 20th round of the 1994 First-Year Player Draft out of Stetson (FL) University.

RECORD AS MANAGER

Year	Club	League	W	L	Pct.	Finish (Div/Overall)
2006	Beloit	Midwest	74	64	.536	2nd/4th
2007	Beloit	Midwest	79	61	.584	1st/2nd
2008	Ft. Myers	Florida State	77	59	.566	3rd/1st
2009	Ft. Myers	Florida State	80	58	.580	1st/1st
2010	New Britain	Eastern	44	98	.310	6th/12th
2011	New Britain	Eastern	72	70	.507	3rd/7th
2012	New Britain	Eastern	75	67	.528	3rd/5th
2013	New Britain	Eastern	66	76	.465	5th/10th
2014	New Britain	Eastern	73	69	.514	3rd/4th
2015	Ft. Myers	Florida State	76	63	.547	1st/3rd
Minor League Totals			**716**	**685**	**.511**	

POSTSEASON PLAY

Year	Club	League	W	L	Pct.	Finish
2006	Beloit	Midwest	1	2	.333	Lost to Peoria 2-1 in playoffs
2007	Beloit	Midwest	6	3	.666	Lost to W. Mich. 3-2 in finals
2008	Ft. Myers	Florida State	3	3	.500	Lost to Daytona in finals
2009	Ft. Myers	Florida State	1	2	.333	Lost to Charlotte in 1st rd
Postseason Totals			**11**	**10**	**.524**	

JIM DWYER
HITTING COACH

Born January 3, 1950...wife, Cookie...sons, Ryan, Rhett and Andrew, and daughter, Jaimie...resides in Cape Coral, FL...begins 11th season as coach at Ft. Myers...was Twins minor league roving hitting coordinator 1997-2005...coached at Double-A New Britain 1995-96...managed Single-A Ft. Wayne 1993-94 and Kenosha in 1992...was hitting coach at Triple-A Portland in 1991...selected by St. Louis in 11th round of the 1971 First-Year Player Draft out of Southern Illinois University...played 18 years as outfielder in major leagues with St. Louis, Montreal, the Mets, San Francisco, Boston, Baltimore and two-plus seasons with Twins from 1988-90...collected 100th career pinch-hit with RBI single June 10, 1990 vs. Chicago-AL...is 10th on the all-time list among major leaguers in pinch-hits (103)...earned accounting degree from Southern Illinois-Carbondale.

HENRY BONILLA
PITCHING COACH

Born August 16, 1978 in San Salvador, El Salvador...wife, Leslie...son, Daylen...resides in Greensboro, NC...begins his fifth season as a coach at the professional level and first with Ft. Myers...spent 2015 as pitching coach with Cedar Rapids and the previous two in the same position with Rookie Elizabethton... spent 2012 as a pitching coach for the GCL Twins...pitched in 10 minor league seasons, including seven with Minnesota (2000-06), two with the Los Angeles Angels (2007-08) and one with the Los Angeles Dodgers (2009)...went 41-50, 4.23 ERA (676.1 IP, 318 ER) with 415 strikeouts and 209 walks during his time in the Twins organization...played in the Midwest League All-Star Game in 2001 for Quad Cities and later named to Midwest League Postseason All-Star team...selected in the eighth round of the 2000 First-Year Player Draft by Minnesota...1996 graduate of Galena (NV) High School...attended Lassen (CA) CC and Tulane (LA) University.

MINOR LEAGUE TRAINERS

Head Minor League Trainer/Rehab Coordinator ..... Chad Jackson
Rochester Red Wings ..... Larry Bennese
Chattanooga Lookouts ..... Chris Johnson
Ft. Myers Miracle ..... Alan Rail

Cedar Rapids Kernels ..... Stephen Taylor
Elizabethton Twins ..... Brian Harris
GCL Twins ..... Axel Lopez

2015 FT. MYERS FINAL STATISTICS

PLAYER	AVG	G	AB	R	H	2B	3B	HR	RBI	SF	SH	HB	BB	SO	SB	CS	E	OBP
Christensen, Chad	.257	114	404	47	104	16	3	2	39	3	2	3	40	108	22	7	4	.327
Doe, Brett	.212	8	33	3	7	0	0	0	3	0	0	0	5	5	0	1	0	.316
Garver, Mitch	.245	127	433	46	106	24	1	4	58	8	0	10	69	82	5	3	4	.356
Goodrum, Niko	.220	53	205	24	45	11	1	4	19	1	0	2	32	59	11	5	14	.329
Granite, Zach	.249	105	381	59	95	10	4	1	26	3	11	5	41	63	21	12	4	.328
Haar, Bryan	.249	68	257	18	64	14	1	1	22	1	0	5	21	61	1	0	9	.317
Hicks, D.J.	.286	5	14	1	4	1	0	0	1	0	0	0	2	1	0	0	0	.375
Kanzler, Jason	.224	100	344	41	77	9	8	8	35	5	3	12	25	96	17	9	2	.295
Kepler, Max	.250	6	24	4	6	2	0	0	0	0	0	0	2	5	1	0	0	.308
Knecht, Marcus	.226	101	368	38	83	18	5	2	46	2	0	8	43	91	13	1	2	.318
Mejia, Aderlin	.231	59	208	16	48	8	1	0	27	6	4	0	30	29	3	4	4	.320
Pinto, Josmil	.167	4	12	2	2	0	0	1	1	0	0	0	1	3	0	0		.231
Quesada, Michael	.151	68	212	14	32	8	1	0	12	1	2	4	21	73	0	0	4	.239
Schmit, Blake	.182	8	22	1	4	0	0	0	0	0	0	1	2	4	0	1	3	.280
Swim, Alex	.311	85	344	37	107	13	2	0	38	0	0	2	18	30	5	4	5	.349
Vavra, Tanner	.258	87	240	33	62	8	1	0	19	0	3	13	19	49	5	3	9	.346
Vielma, Engelb	.270	120	441	49	119	9	2	1	29	6	18	1	35	71	35	12	21	.321
Wade, Logan	.258	99	337	31	87	22	4	3	36	4	3	0	20	63	3	1	11	.296
Walker, Ryan	.269	83	301	32	81	7	3	0	23	6	6	2	19	53	9	6	13	.311
White, T.J.	.171	20	70	4	12	1	0	0	2	2	0	0	3	17	0	1	7	.200
TEAM TOTAL	**.246**	**139**	**4650**	**500**	**1145**	**181**	**37**	**27**	**436**	**48**	**52**	**68**	**448**	**963**	**151**	**70**	**132**	**.319**

PITCHER	W	L	ERA	G	GS	CG	SH	SV	IP	H	R	ER	HR	HB	BB	SO	WP	BK	BAA
Batts, Mat	8	4	2.77	17	17	1	1	0	100.2	96	36	31	3	5	17	85	2	0	.249
Bencomo, Omar	1	1	1.50	3	3	0	0	0	18.0	11	6	3	0	1	5	5	1	0	.180
Boer, Madison	2	2	1.62	11	0	0	0	1	16.2	8	3	3	0	1	6	11	0	0	.140
Burdi, Nick	2	2	2.25	13	0	0	0	2	20.0	12	7	5	1	0	3	29	5	1	.179
Chargois, J.T.	1	0	2.40	16	0	0	0	4	15.0	12	8	4	0	0	5	19	2	0	.200
Eades, Ryan	6	3	3.11	20	20	0	0	0	118.2	109	43	41	5	6	38	80	3	0	.250
Gallant, Dallas	0	1	2.92	11	0	0	0	0	12.1	10	4	4	1	0	8	11	5	0	.227
Gilbert, Brian	4	4	3.39	39	0	0	0	0	58.1	46	24	22	0	5	37	38	8	0	.234
Gonsalves, Stephen	7	2	2.61	15	15	1	0	0	79.1	66	26	23	2	1	38	55	7	0	.225
Hildenberger, Trevor	1	1	3.32	13	0	0	0	3	19.0	15	7	7	0	1	2	21	2	0	.231
Hu, Chih-Wei	5	3	2.44	15	15	0	0	0	84.2	79	28	23	5	3	19	73	3	2	.249
Hurlbut, David	0	1	0.00	2	1	0	0	0	12.0	6	4	0	0	1	3	9	2	0	.143
Jay, Tyler	0	1	3.93	19	0	0	0	1	18.1	18	10	8	0	0	8	22	0	0	.247
Johnson, D.J.	1	0	0.00	7	0	0	0	3	10.0	4	0	0	0	0	2	12	1	0	.125
Jones, Zach	2	2	2.19	18	0	0	0	2	24.2	14	8	6	0	3	10	38	1	0	.157
Lee, Brett	1	3	3.29	6	6	0	0	0	38.1	40	15	14	0	0	12	20	3	0	.272
Mildren, Ethan	2	4	4.23	10	8	0	0	0	44.2	58	24	21	4	1	11	20	4	1	.326
Muren, Alex	2	3	2.20	30	0	0	0	2	49.0	41	15	12	2	0	15	43	4	0	.227
Peterson, Brandon	1	0	0.85	21	0	0	0	3	31.2	14	3	3	0	0	15	44	3	1	.135
Reed, Jake	1	0	0.00	9	0	0	0	1	12.1	8	2	0	0	0	1	7	0	0	.195
Rodriguez, Dereck	0	0	0.00	1	0	0	0	0	2.0	1	0	0	0	0	2	2	1	0	.143
Shibuya, Tim	1	0	0.66	6	0	0	0	0	13.2	9	1	1	0	0	1	13	0	0	.191
Slegers, Aaron	8	6	2.87	19	19	3	1	0	119.1	103	48	38	4	7	21	80	7	0	.227
Stewart, Kohl	7	8	3.20	22	22	1	0	0	129.1	134	63	46	2	6	45	71	12	1	.273
Summers, Matt	2	2	3.41	18	1	0	0	1	31.2	26	14	12	1	2	7	21	5	0	.220
Tapia, Alexis	0	0	0.00	2	0	0	0	0	2.0	2	0	0	0	0	0	1	0	0	.286
Van Steensel, Todd	2	4	2.32	46	0	0	0	13	66.0	53	17	17	5	4	32	81	7	0	.223
Velez, Jose	0	0	1.80	2	0	0	0	0	5.0	1	1	1	0	0	0	5	0	0	.063
Westphal, Luke	5	6	2.76	22	11	0	0	0	65.1	74	24	20	0	2	23	53	5	0	.288
Williams, Corey	3	0	2.49	22	0	0	0	0	25.1	18	7	7	0	0	10	17	1	0	.209
Wilson, Jared	1	0	3.60	1	1	0	0	0	5.0	5	2	2	0	0	1	5	1	0	.250
TEAM TOTAL	**76**	**63**	**2.70**	**139**	**139**	**6**	**12**	**36**	**1248.1**	**1093**	**450**	**374**	**35**	**49**	**397**	**991**	**95**	**6**	**.237**

TWINS 2015 FULL SEASON LEADERS

Rochester - Chattanooga - Ft. Myers - Cedar Rapids

BATTING

AVG	Max Kepler, Chattanooga/Ft. Myers	.318
G	James Beresford, Rochester	129
AB	James Beresford, Rochester	498
R	Reynaldo Rodriguez, Rochester	81
H	James Beresford, Rochester	153
TB	Adam Brett Walker, Chattanooga	250
2B	Max Kepler, Chattanooga/Ft. Myers	34
3B	Byron Buxton, Chattanooga/Roc. & Max Kepler, Chatt/Ft. Myers	13
HR	Adam Brett Walker, Chattanooga	31
RBI	Adam Brett Walker, Chattanooga	106
BB	Mitch Garver, Ft. Myers & Max Kepler, Chattanooga/Ft. Myers	69
SO	*Adam Brett Walker, Chattanooga	195
SB	Tanner English, Cedar Rapids	37
SLG	Max Kepler, Chattanooga/Ft. Myers	.520
OBP	Max Kepler, Chattanooga/Ft. Myers	.410

PITCHING

W	Jose Berrios, Rochester/Chattanooga	14
L	Greg Peavy, Chattanooga/Rochester & Taylor Rogers, Rochester	12
ERA	Stephen Gonsalves, Ft. Myers/Cedar Rapids	2.01
G	J.T. Chargois, Chattanooga/Ft. Myers	48
GS	Four tied at	27
CG	Pat Dean, Rochester	5
SV	Trevor Hildenberger, Ft. Myers/Cedar Rapids	17
IP	Pat Dean, Rochester	179.0
BB	Stephen Gonsalves, Ft. Myers/Cedar Rapids	53
SO	Jose Berrios, Rochester/Chattanooga	175

QUALIFICATIONS: Batters (350-plus at-bats), Pitchers (100.0-plus innings)
*led all full season minor leagues

SINGLE-A CEDAR RAPIDS

CEDAR RAPIDS KERNELS

Midwest League - Single-A (4th year)

Kernels 2015 Record: 77-63 (3rd in Western)

950 Rockford Road SW
Cedar Rapids, Iowa 52404
(319) 363-3887
FAX: (319) 363-5631

President ..... Greg Seyfer
Chief Executive Officer ..... Doug Nelson
General Manager ..... Scott Wilson
Media Relations/Play-by-Play Radio ..... Morgan Hawk

Baseball Communications ..... Andrew Pantini
Stadium ..... Veterans Memorial Stadium
Capacity 5,300
Manager ..... Jake Mauer
Pitching Coach ..... J.P. Martinez
Hitting Coach ..... Brian Dinkelman
Trainer ..... Stephen Taylor

JAKE MAUER
MANAGER

Named manager 12/10/12...born December 20, 1978...wife, Rachel...daughter, Lauren Joann, and sons, Jake William and Andrew Joseph...resides in Shoreview, MN...begins his fourth season as manager of Cedar Rapids and ninth season as a manager in the organization...led Single-A Cedar Rapids to the Midwest League championship in 2015, losing in the fifth and decisive game 3-2...managed Ft. Myers from 2010-12 and the GCL Twins from 2008-09...led the GCL Twins to a wild card victory in 2008 and won the South Division in 2009...was a coach for the GCL Twins from 2006-07...was a 23rd round draft pick by the Twins in the 2001 First-Year Player Draft...played five seasons in Twins minor league system...attended the University of St. Thomas in St. Paul, MN...brother of Twins first baseman Joe Mauer...brother Bill signed with the Twins as a free agent in 2003 and played parts of three seasons in the Twins minor league system.

RECORD AS MANAGER

Year	Club	League	W	L	Pct.	Finish (Div/Overall)
2008	GCL Twins	Gulf Coast	35	21	.625	2nd/won wild card
2009	GCL Twins	Gulf Coast	34	21	.618	1st in division
2010	Ft. Myers	Florida State	64	75	.464	4th/9th
2011	Ft. Myers	Florida State	63	76	.453	5th/10th
2012	Ft. Myers	Florida State	60	75	.444	4th/9th
2013	Cedar Rapids	Midwest	88	50	.638	1st/1st
2014	Cedar Rapids	Midwest	73	67	.521	2nd/4th
2015	Cedar Rapids	Midwest	77	63	.550	3rd/4th
Minor League Totals			**434**	**373**	**.538**	

POSTSEASON PLAY

Year	Club	League	W	L	Pct.	Finish
2008	GCL Twins	Gulf Coast	0	1	.000	Lost in semi's to Nationals
2009	GCL Twins	Gulf Coast	0	1	.000	Lost in semi's to Nationals
2013	Cedar Rapids	Midwest	0	2	.000	Lost in semi's to Quad Cities
2014	Cedar Rapids	Midwest	2	3	.400	Lost in semi's to Kane County
2015	Cedar Rapids	Midwest	6	3	.500	Lost in finals to West Mich.
Postseason Totals			**8**	**10**	**.444**	

BRIAN DINKELMAN
HITTING COACH

Born November 10, 1983 in Centralia, IL...resides in Centralia, IL...begins second season as a coach in the Twins organization and first as hitting coach for Single-A Cedar Rapids...spent 2015 as coach for GCL Twins...drafted by Twins in eighth round of 2006 First-Year Player Draft out of McKendree University (IL)...played eight seasons in the Twins organization from 2006-13, including 23 games in 2011 for Minnesota where he hit .301 (22-for-73) with a double and four RBI.

J.P. MARTINEZ
PITCHING COACH

Born June 8, 1982 in Metairie, LA...resides in Metairie, LA...begins second season as coach in Twins system and first as Single-A Cedar Rapids pitching coach...began coaching career as the pitching coach for the GCL Twins in 2015...spent 2013-14 as head coach at Pope John Paul II High School in Slidell, LA...drafted by Twins in ninth round of 2004 First-Year Player Draft and played five seasons in the Twins organization from 2004-07 and in Baltimore's organization in 2008.

TWINS MINOR LEAGUE STOLEN BASE LEADERS - SINCE 1990

Year	Player	SB
1990	J.T. Bruett	52
1991	David Rivera	52
1992	David Rivera	48
1993	Pat Howell	36
1994	Matt Lawton	42
1995	Carlos Garcia	38
1996	Armann Brown	36
1997	Anthony Felston	45
1998	Anthony Felston	*88
1999	Cleatus Davidson	40
2000	Michael Restovich	19
2001	Rafael Boitel	36
2002	Lew Ford	28
2003	Jason Bartlett	41
2004	Josh Rabe	26
2005	Scott Whitrock	25
2006	Alexi Casilla	50
2007	Estarlin de los Santos	27
	Steve Tolleson	27
2008	Ben Revere	44
2009	Ben Revere	45
2010	Ben Revere	36
2011	Brian Dozier	24
	Danny Santana	24
2012	Aaron Hicks	32
2013	Byron Buxton	55
2014	Niko Goodrum	35
2015	Tanner English	37

*Led minor leagues

2015 CEDAR RAPIDS FINAL STATISTICS

PLAYER	AVG	G	AB	R	H	2B	3B	HR	RBI	SF	SH	HB	BB	SO	SB	CS	E	OBP
Corcino, Edgar	.273	84	330	38	90	16	3	4	41	3	5	1	34	61	9	3	2	.340
Diemer, Austin	.280	37	132	20	37	8	3	2	15	0	0	6	4	37	0	1	2	.331
Doe, Brett	.246	74	268	16	66	11	0	3	29	3	4	7	15	48	4	0	4	.300
English, Tanner	.265	104	377	70	100	22	8	5	36	2	8	8	48	87	37	7	1	.359
Fernandez, Jorge	.215	56	214	24	46	14	2	3	25	1	0	3	13	67	2	1	7	.268
Gordon, Nick	.277	120	481	79	133	23	7	1	58	4	3	6	39	88	25	8	18	.336
Granite, Zach	.358	19	67	17	24	5	1	0	5	0	3	1	12	6	7	1	0	.463
Hinojosa, Jonatan	.154	18	65	8	10	1	0	0	2	1	0	0	5	21	3	3	4	.211
Kelly, Pat	.220	95	327	41	72	13	4	3	30	5	6	6	22	78	1	3	8	.278
Kuresa, Tyler	.204	56	206	16	42	10	0	1	18	2	0	1	21	45	0	0	12	.278
Larson, Zack	.214	106	393	48	84	20	2	0	54	10	6	8	39	84	16	1	3	.291
Miller, Sean	.284	26	102	13	29	4	0	0	5	0	1	0	4	15	1	0	5	.311
Murphy, Max	.225	93	347	54	78	15	8	4	36	2	0	12	27	87	8	2	6	.302
Navarreto, Brian	.217	86	299	28	65	11	1	2	28	1	3	2	14	62	0	0	2	.256
Paul, Chris	.244	12	45	3	11	3	1	0	5	0	0	2	0	13	0	0	1	.277
Real, Alex	.261	64	230	28	60	11	4	3	30	3	2	4	18	34	0	1	1	.322
Schmit, Blake	.226	18	62	8	14	2	1	1	12	1	1	7	6	11	1	0	0	.355
Silva, Rainis	.227	11	44	4	10	3	0	0	2	0	0	0	3	9	0	0	0	.277
Valera, Rafael P	.283	62	219	28	62	10	1	0	22	1	1	3	31	53	2	4	12	.378
Vavra, Trey	.346	42	156	29	54	10	1	6	28	2	1	4	13	30	2	0	2	.406
Wade, LaMonte	.143	4	14	1	2	0	0	0	1	0	0	1	1	2	0	0	0	.250
White, T.J.	.266	106	380	45	101	22	6	2	52	7	1	16	43	49	13	4	18	.359
TEAM TOTAL	**.250**	**140**	**4758**	**618**	**1190**	**234**	**53**	**40**	**534**	**48**	**45**	**98**	**412**	**987**	**131**	**39**	**131**	**.320**

PITCHER	W	L	ERA	G	GS	CG	SH	SV	IP	H	R	ER	HR	HB	BB	SO	WP	BK	BAA
Anderson, Nick	0	1	0.75	9	0	0	0	4	12.0	7	1	1	1	1	0	12	0	0	.167
Bard, Luke	7	1	2.41	28	0	0	0	0	52.1	45	15	14	1	5	15	47	4	0	.234
Batts, Mat	3	2	2.21	7	7	1	0	0	40.2	31	14	10	0	2	11	44	2	0	.211
Bixler, Brandon	1	1	6.30	6	0	0	0	0	10.0	12	7	7	2	0	7	9	1	2	.286
Booser, Cameron	1	2	3.72	32	0	0	0	10	46.0	31	23	19	1	1	40	64	9	2	.194
Cederoth, Michael	1	4	4.08	11	6	0	0	0	35.1	33	23	16	2	2	18	37	4	0	.232
Clay, Sam	0	3	4.32	12	3	0	0	0	33.1	36	19	16	2	2	26	29	6	0	.293
Curtiss, John	3	3	6.07	16	7	0	0	2	46.0	62	33	31	10	3	10	44	3	0	.323
Gibbons, Sam	7	4	2.89	15	15	1	1	0	90.1	84	33	29	2	6	23	68	6	0	.246
Gonsalves, Stephen	6	1	1.15	9	9	0	0	0	55.0	29	8	7	2	4	15	77	2	0	.154
Hildenberger, Trevor	2	1	0.80	28	0	0	0	14	45.0	24	6	4	0	1	5	59	2	0	.153
Irby, C.K.	0	0	3.21	10	0	0	0	1	14.0	9	5	5	0	0	14	20	1	0	.191
Jorge, Felix	6	7	2.79	23	22	0	0	0	142.0	118	52	44	11	3	32	114	6	2	.225
Landa, Yorman	2	1	1.67	15	0	0	0	0	27.0	18	9	5	1	3	14	31	4	0	.186
LeBlanc, Randy	9	5	3.03	33	5	0	0	1	89.0	78	35	30	4	8	28	69	10	0	.240
Mazza, Chris	0	0	9.00	2	0	0	0	0	3.0	5	3	3	0	0	2	2	0	0	.385
Mildren, Ethan	4	1	3.51	12	7	0	0	0	48.2	50	20	19	4	0	17	31	3	0	.272
Nolasco, Ricky	0	0	0.00	1	1	0	0	0	5.0	3	1	0	0	0	0	5	1	0	.167
Nordgren, Miles	0	0	2.03	6	0	0	0	0	13.1	17	6	3	0	1	3	9	0	0	.315
Rodriguez, Dereck	0	1	9.00	2	2	0	0	0	7.0	9	7	7	1	0	6	3	3	0	.300
Rosario, Randy	2	6	3.52	11	10	0	0	0	53.2	55	31	21	1	1	19	45	10	2	.264
Steele, Keaton	7	4	3.41	15	14	0	0	0	89.2	80	37	34	6	4	21	60	3	0	.242
Theofanopoulos, Michael	5	3	3.82	37	1	0	0	1	68.1	68	31	29	3	2	29	74	9	1	.266
Tillery, Zach	5	5	3.61	28	13	0	0	1	89.2	88	37	36	3	2	30	73	8	2	.258
Valera, Rafael P	0	0	0.00	1	0	0	0	0	1.0	1	0	0	0	0	1	1	0	0	.250
Velez, Jose	0	1	4.11	8	0	0	0	0	15.1	15	8	7	1	3	7	22	1	1	.268
Westphal, Luke	1	2	2.70	7	6	0	0	0	30.0	20	10	9	0	0	9	28	0	1	.198
Wilson, Jared	5	4	4.25	30	12	0	0	3	91.0	90	45	43	6	4	46	61	18	0	.261
TEAM TOTAL	**77**	**63**	**3.22**	**140**	**140**	**2**	**13**	**37**	**1253.2**	**1118**	**519**	**449**	**64**	**58**	**448**	**1138**	**116**	**13**	**.240**

TWINS MINOR LEAGUERS – 2015 *BASEBALL AMERICA* RANKINGS

PLAYER	POS	RANK	CATEGORY
Jose Berrios	RHP	9th	Prospect in Southern League
		9th	Prospect in International League
Travis Blankenhorn	3B	15th	Prospect in Appalachian League
Byron Buxton	OF	2nd	Prospect in Southern League
Stephen Gonsalves	LHP	18th	Prospect in Midwest League
		16th	Prospect in Florida State League
Nick Gordon	SS	4th	Prospect in Midwest League
Max Kepler	OF/1B	6th	Prospect in Southern League
Jermaine Palacios	SS	3rd	Prospect in Appalachian League
		17th	Prospect in Gulf Coast League
Jorge Polanco	SS/2B	14th	Prospect in Southern League
Miguel Sano	3B	1st	Prospect in Southern League
Kohl Stewart	RHP	15th	Prospect in Florida State League
Engelb Vielma	SS	19th	Prospect in Florida State League
LaMonte Wade	OF	17th	Prospect in Appalachian League

NOTE: Players ranked after 2015 season.

ROOKIE ELIZABETHTON

ELIZABETHTON TWINS

Appalachian League - Rookie (43rd year)

E-Twins 2015 Record: 34-34 (3rd in West)

136 South Sycamore Street
Elizabethton, TN 37643
(423) 547-6441
FAX: (423) 547-6442

President ..... Harold Mains
General Manager ..... Mike Mains
Stadium ..... Joe O'Brien Field
Capacity 2,500

Manager ..... Ray Smith
Pitching Coach ..... Luis Ramirez
Hitting Coach ..... Jeff Reed
Trainer ..... Brian Harris

RAY SMITH
MANAGER

Named manager 1/28/02, replacing Rudy Hernandez...born September 18, 1955...wife, Shelly...daughter, Hannah...resides in Johnson City, TN...begins 23rd season overall as Elizabethton manager and 30th season on the E-town staff...led the 2014 E-Twins to his 13th postseason as manager, losing in the first round to Johnson City...led the E-Twins to the Appy League playoffs for 11 consecutive seasons 1992-2012...won his sixth Appy League title in 2012 and has led the club to the finals 11 times...won his first Appalachian League championship in 1989, followed by Appy League championships in 2003, 05, 07 and 08...named Rookie League Manager of the Year by *Baseball America* in 2005 after Elizabethton won the Appy League Championship, and again in 2006...was also named Appalachian League Manager of the Year in four consecutive seasons from 1989-92...signed with Twins as an undrafted free agent in 1977 and advanced to major leagues in 1981...graduate of the University of Oregon.

RECORD AS MANAGER

Year	Club	League	W	L	Pct.	Finish
1987	Elizabethton	Appalachian	30	39	.435	2nd
1988	Elizabethton	Appalachian	33	37	.471	4th
1989	Elizabethton	Appalachian	47	21	.691	1st
1990	Elizabethton	Appalachian	51	16	.761	1st
1991	Elizabethton	Appalachian	39	29	.574	3rd
1992	Elizabethton	Appalachian	49	17	.742	1st
1993	Elizabethton	Appalachian	37	30	.552	1st
1994	Elizabethton	Appalachian	36	30	.545	2nd
2002	Elizabethton	Appalachian	37	30	.552	2nd
2003	Elizabethton	Appalachian	42	24	.636	1st
2004	Elizabethton	Appalachian	38	29	.567	2nd
2005	Elizabethton	Appalachian	48	19	.716	1st
2006	Elizabethton	Appalachian	42	26	.618	1st
2007	Elizabethton	Appalachian	50	18	.735	1st
2008	Elizabethton	Appalachian	41	25	.621	1st
2009	Elizabethton	Appalachian	45	32	.584	1st
2010	Elizabethton	Appalachian	41	25	.621	2nd
2011	Elizabethton	Appalachian	42	26	.618	2nd
2012	Elizabethton	Appalachian	43	22	.662	1st
2013	Elizabethton	Appalachian	37	31	.544	3rd
2014	Elizabethton	Appalachian	38	30	.559	1st
2015	Elizabethton	Appalachian	34	34	.500	3rd
Minor League Totals			**900**	**590**	**.604**	

POSTSEASON PLAY

Year	Club	League	W	L	Pct.	Finish
1989	Elizabethton	Appalachian	2	0	1.000	Beat Pulaski 2-0 in finals
1992	Elizabethton	Appalachian	1	2	.000	Lost 2-1 to Bluefield in finals
1993	Elizabethton	Appalachian	0	2	.000	Lost 2-0 to Burlington in finals
2003	Elizabethton	Appalachian	2	1	.667	Beat Martinsville 2-1 finals
2005	Elizabethton	Appalachian	2	1	.667	Beat Danville 2-1 in finals
2006	Elizabethton	Appalachian	1	2	.333	Lost 2-1 to Danville in finals
2007	Elizabethton	Appalachian	2	0	1.000	Beat Danville 2-0 in finals
2008	Elizabethton	Appalachian	2	0	1.000	Beat Pulaski 2-0 in finals
2009	Elizabethton	Appalachian	0	2	.000	Lost to Danville 2-0 in finals
2010	Elizabethton	Appalachian	0	2	.000	Lost to Johnson City 2-0 in finals
2011	Elizabethton	Appalachian	1	2	.333	Lost to Bluefield 2-1 in 1st rd
2012	Elizabethton	Appalachian	4	2	.667	Beat Burlington 2-1 in finals
2014	Elizabethton	Appalachian	1	2	.333	Lost to Johnson City 2-1 in semi's
Postseason Totals			**18**	**18**	**.500**	

JEFF REED
HITTING COACH

Born November 12, 1962...wife, Karen...son, Lance, and daughters, Lynzie and Lacie...resides in Elizabethton, TN...begins 15th season as coach at Elizabethton...member of Cincinnati's World Championship team in 1990...hit first major league home run June 4, 1986 off Toronto's Jim Acker...had first major league hit April 6, 1984 off Baltimore's Mike Boddicker...selected by Minnesota in first round (12th overall) of the 1980 First-Year Player Draft...traded to Montreal along with pitchers Al Cardwood, Neal Heaton and Yorkis Perez in exchange for catcher Tom Nieto and pitcher Jeff Reardon February 3, 1987...brother Curt was a minor league outfielder in the San Diego and Chicago-NL organizations.

LUIS RAMIREZ
PITCHING COACH

Born June 20, 1973...resides in Valencia, VZ...begins second season as pitching coach for Elizabethton...spent two seasons as a coach for the GCL Twins from 2013-14...spent 2006-13 as the pitching coordinator for the Twins Venezuelan Academy...also coaches in the Venezuelan Winter League for Tigres de Aragua since 2006...was a Caribbean World Series bullpen coach for the Tigres four times...played 15 seasons of professional baseball in the Unites States, Venezuela, Columbia and Taiwan.

2015 ELIZABETHTON FINAL STATISTICS

PLAYER	AVG	G	AB	R	H	2B	3B	HR	RBI	SF	SH	HB	BB	SO	SB	CS	E	OBP
Blankenhorn, Travis	.243	39	144	14	35	3	0	3	20	0	1	2	11	32	1	0	7	.306
Cavaness, Christian	.273	4	11	2	3	0	1	0	2	0	0	0	2	3	1	1	0	.385
Diaz, Lewin	.167	14	48	7	8	1	0	3	5	0	0	2	3	17	0	0	1	.245
Diemer, Austin	.254	20	71	10	18	4	1	3	8	0	0	0	1	28	1	0	1	.264
Guzman, Manuel	.275	50	178	27	49	6	1	1	14	0	3	1	28	34	19	4	12	.377
Hartong, Brad	.292	35	120	16	35	9	1	0	11	0	0	1	4	18	0	0	0	.320
Kihle, Daniel	.273	45	143	26	39	7	2	2	21	2	2	8	25	45	5	1	3	.404
Kuresa, Tyler	.241	17	54	9	13	2	0	4	9	1	0	2	6	14	0	0	1	.333
Miller, Sean	.209	11	43	4	9	0	1	0	1	0	1	1	2	7	0	2	0	.261
Minier, Amaurys	.194	50	175	19	34	9	0	2	21	4	0	4	18	66	0	1	4	.279
Molina, Nelson	.207	37	116	14	24	0	1	1	10	2	1	1	10	13	2	2	4	.271
Montesino, Ariel	.200	13	45	3	9	2	0	0	5	0	0	0	5	9	1	1	1	.280
Murray, A.J.	.264	51	159	28	42	11	0	4	18	1	0	4	22	41	0	1	3	.366
Olson, Brian	.333	15	51	9	17	3	0	2	8	0	0	0	7	8	0	0	2	.414
Palacios, Jermaine	.336	31	140	23	47	14	2	2	23	2	0	0	3	20	5	2	16	.345
Paul, Chris	.302	21	86	12	26	7	0	3	16	0	0	6	4	15	2	0	3	.375
Perez, Alex	.239	41	142	21	34	7	1	0	12	1	0	3	17	35	0	1	4	.331
Silva, Rainis	.230	32	113	14	26	5	0	2	10	1	0	2	11	33	0	0	1	.307
Wade, LaMonte	.312	64	231	36	72	8	5	9	44	3	1	3	46	34	12	1	3	.428
Wiel, Zander	.194	13	36	5	7	2	0	1	8	1	0	1	7	13	0	0	0	.333
Young, Kamran	.219	52	192	28	42	7	2	4	21	1	1	2	21	62	0	2	3	.301
TEAM TOTAL	**.256**	**68**	**2298**	**327**	**589**	**107**	**18**	**46**	**287**	**19**	**10**	**43**	**253**	**547**	**49**	**19**	**81**	**.339**

PITCHER	W	L	ERA	G	GS	CG	SH	SV	IP	H	R	ER	HR	HB	BB	SO	WP	BK	BAA
Abreu, Jose	1	3	3.71	17	0	0	0	2	26.2	24	15	11	2	2	13	20	3	0	.240
Clay, Sam	1	3	3.00	10	7	0	0	0	39.0	36	17	13	1	3	12	44	3	0	.245
Cutura, Andro	3	2	1.34	11	11	0	0	0	60.2	46	19	9	2	4	15	49	2	0	.209
Del Rosario, Eduardo	0	0	6.75	1	1	0	0	0	4.0	6	3	3	1	0	0	3	0	0	.375
Easton, Brandon	0	2	18.00	2	2	0	0	0	4.0	7	8	8	0	0	9	3	1	0	.438
Gercken, Nate	0	3	6.69	11	2	0	0	0	35.0	46	26	26	3	1	12	35	4	0	.324
Guyer, Josh	0	0	7.98	13	0	0	0	0	14.2	20	18	13	2	2	9	16	4	0	.313
Hernandez, Onesimo	5	1	3.71	15	6	0	0	1	43.2	53	23	18	2	2	8	43	8	0	.299
Irby, C.K.	3	0	3.31	16	0	0	0	2	35.1	31	20	13	2	1	15	44	6	0	.233
Lo, Kuo Hua	4	1	1.44	19	0	0	0	7	31.1	15	5	5	2	4	8	43	5	0	.146
Lombana, Logan	1	2	2.25	15	0	0	0	1	32.0	31	8	8	3	4	12	34	3	0	.261
Mciver, Anthony	3	1	4.61	15	0	0	0	1	27.1	33	15	14	1	0	8	31	2	1	.289
Nordgren, Miles	1	3	2.76	11	11	0	0	0	58.2	65	31	18	1	4	10	33	4	0	.275
Robinson, Alex	0	3	9.00	10	0	0	0	0	12.0	10	13	12	0	4	16	15	4	0	.238
Rodriguez, Dereck	6	3	2.85	12	12	0	0	0	66.1	64	28	21	5	3	11	61	9	0	.250
Stashak, Cody	5	2	3.43	10	10	0	0	0	44.2	39	19	17	4	2	11	53	3	0	.234
Stirewalt, Tyler	0	3	5.87	15	0	0	0	0	23.0	26	20	15	0	5	14	19	3	0	.274
Tapia, Alexis	1	2	3.82	6	6	0	0	0	33.0	37	17	14	5	1	7	33	0	0	.280
TEAM TOTAL	**34**	**34**	**3.62**	**68**	**68**	**0**	**5**	**14**	**591.1**	**589**	**305**	**238**	**36**	**42**	**190**	**579**	**64**	**1**	**.258**

TWINS FARM CLUBS YEAR-BY-YEAR OVERALL RECORDS

YEAR	AFFILIATES	WON	LOST	PCT.	YEAR	AFFILIATES	WON	LOST	PCT.	YEAR	AFFILIATES	WON	LOST	PCT.
1961	7	436	457	.488	1980	5	322	310	.509	1999	6	342	347	.496
1962	7	417	444	.484	1981	5	329	296	.526	2000	6	367	317	.537
1963	7	426	458	.482	1982	5	304	326	.483	2001	6	368	312	.541
1964	7	365	493	.426	1983	5	316	317	.499	2002	6	368	313	.540
1965	8	508	426	.544	1984	5	329	299	.524	2003	6	343	339	.503
1966	8	489	432	.531	1985	5	319	317	.502	2004	6	341	338	.502
1967	8	488	390	.556	1986	5	290	340	.460	2005	6	364	316	.535
1968	8	483	405	.544	1987	5	285	350	.449	2006	6	355	309	.535
1969	8	410	463	.470	1988	6	336	299	.529	2007	6	382	307	.554
1970	8	416	455	.478	1989	6	364	326	.528	2008	6	362	319	.532
1971	8	444	425	.511	1990	6	375	316	.543	2009	6	358	328	.522
1972	7	423	446	.487	1991	6	334	349	.489	2010	6	303	378	.445
1973	6	382	363	.513	1992*	6	360	319	.530	2011	6	372	387	.490
1974	5	347	264	.568	1993	6	342	338	.503	2012	6	360	326	.525
1975	5	349	268	.566	1994	6	343	340	.502	2013	6	411	345	.544
1976	5	320	301	.515	1995	6	347	328	.514	2014	6	409	354	.536
1977	5	304	323	.485	1996	6	357	329	.520	2015	6	403	356	.531
1978	5	356	273	.566	1997	6	357	330	.520	**TOTALS**		**20,264**	**19,234**	**.513**
1979	5	306	316	.492	1998	6	378	312	.548					

* Does not include Miracle (Co-Op team)

GULF COAST LEAGUE TWINS

Gulf Coast League - Rookie (27th year)

GCL Twins 2015 Record: 27-32 (3rd in South)

14110 Six Mile Cypress Parkway
Ft. Myers, FL 33912
(239) 533-7640
FAX: (239) 485-2448

Stadium ..... CenturyLink Sports Complex
Manager ..... Ramon Borrego
Pitching Coach ..... Virgil Vasquez
Pitching Coach ..... Cibney Bello
Hitting Coach ..... Steve Singleton
Hitting Coach ..... Javier Valentin
Trainer ..... Axel Lopez

RAMON BORREGO
MANAGER

Named manager 7/7/10, replacing Chris Heintz...born June 7, 1978 in Maracay, VZ...resides in Mariara, Carabobo, VZ...begins his sixth season as manager of the GCL Twins and seventh overall season with the club after coaching GCL in 2010...was the field manager of the Twins Dominican Republic Baseball Academy in 2009...was the coach of the Twins Venezuelan Baseball Academy from 2004-08...was a player in the Twins organization from 1996-2002...originally signed by Minnesota as an undrafted free agent October 9, 1995.

RECORD AS MANAGER

Year	Club	League	W	L	Pct.	Finish
2009	DSL Twins	DR Academy	46	23	.667	3rd in division
2011	GCL Twins	Gulf Coast	31	29	.517	2nd in division
2012	GCL Twins	Gulf Coast	33	27	.550	2nd in division
2013	GCL Twins	Gulf Coast	33	27	.467	3rd in division
2014	GCL Twins	Gulf Coast	23	37	.383	4th in division
2015	GCL Twins	Gulf Coast	27	32	.458	3rd in division
Minor League Totals			**193**	**175**	**.525**	

VIRGIL VASQUEZ
PITCHING COACH

Born June 7, 1982 in Santa Barbara, CA...beginning his second season as pitching coach for GCL Twins...ended his playing career with the Twins as a pitcher with Double-A New Britain and Triple-A Rochester in 2014...selected by the Tigers in the seventh round of the 2003 First-Year Player Draft out of UC Santa Barbara...signed by the Twins as a minor league free agent December 11, 2012 and played two seasons between Double-A and Triple-A...played seven seasons in the minor leagues going 100-86, 4.23 ERA (1627.0 IP, 765 ER)...spent parts of two seasons in the majors with Detroit (2007) and Pittsburgh (2009), going 2-6, 6.60 ERA (61.1 IP, 45 ER) in 19 appearances (10 starts).

JAVIER VALENTIN
HITTING COACH

Born September 19, 1975 in Manati, PR...resides in Manati, PR...is the younger brother of former major league infielder Jose Valentin...begins second season as coach for GCL Twins...drafted by the Twins in the third round of 1993 First-Year Player Draft from Manati, Puerto Rico...played 17 seasons of professional baseball and 10 in the majors, including four with the Twins from 1997-2002, one with Tampa Bay in 2003 and five with Cincinnati from 2004-09.

STEVE SINGLETON
HITTING COACH

Born September 12, 1985 in San Francisco, CA...beginning his first season as a coach with the GCL Twins...played parts of six season in the minor leagues in the Twins and Phillies systems...combined to hit .281 (673-for-2397) with 156 doubles, 27 triples, 38 home runs and 262 RBI in 654 minor league games...was a 2008 Midwest League All-Star, 2009 Florida State League All-Star and 2010 MILB.com organizational All-Star...attended the University of San Diego...originally drafted by the Twins in the 11th round of the 2006 First-Year Player Draft.

CIBNEY BELLO
PITCHING COACH

Born September 10, 1982 in La Guaira, Venezuela...resides in Gilbert, AZ with his wife and children...begins his first season as coach in the Twins organization...spent two seasons as pitching coach for Single-A Clinton in the Mariners organization..spent the 2012-13 seasons with the Arizona League Mariners...originally signed as an undrafted free agent in 2000 with the Seattle Mariners...spent a total of eight seasons in the minor league system...played in the Mexican League in 2008...in 2009 and 2010, he had various stints within the Can-American and Golden Independent Leagues...in 2011, was a pitching coach intern for the AZL Mariners working under Gary Wheelock.

2015 GCL TWINS FINAL STATISTICS

PLAYERS	AVG	G	AB	R	H	2B	3B	HR	RBI	SF	SH	HB	BB	SO	SB	CS	E	OBP
Andrade, Jorge	.162	45	105	12	17	1	0	0	6	0	0	2	11	31	11	3	7	.254
Arraez, Luis	.309	57	207	23	64	15	1	0	19	1	2	4	19	10	8	8	4	.377
Blankenhorn, Travis	.245	14	49	6	12	4	2	0	3	0	0	2	7	11	2	0	0	.362
Cabbage, Trey	.252	33	119	8	30	2	0	0	13	1	0	2	7	37	1	5	7	.302
Camacho, Kerby	.093	19	54	2	5	1	0	1	5	0	0	1	4	13	0	0	0	.169
Cavaness, Christian	.333	20	54	11	18	6	3	0	8	0	0	2	7	13	5	2	0	.429
Davis, Tyree	.158	10	19	5	3	1	0	0	0	0	0	0	2	5	2	0	0	.238
Diaz, Lewin	.261	33	111	12	29	7	1	1	15	0	0	2	14	24	2	0	2	.354
Ebersohn, Rowan	.193	27	83	6	16	4	0	0	3	1	0	0	3	16	2	1	0	.218
Gonzalez, Roberto	.265	38	117	13	31	3	0	0	7	0	0	2	13	31	8	3	1	.348
Haar, Bryan	.208	7	24	0	5	0	0	0	1	0	0	0	1	1	0	0	1	.240
Hayman, Bryant	.222	33	99	16	22	7	2	2	11	1	0	4	11	33	0	0	2	.322
Hicks, D.J.	.267	5	15	1	4	3	0	0	2	0	0	0	3	2	0	0	0	.389
Kendrick, Kolton	.200	24	70	7	14	3	1	0	5	0	0	1	18	24	0	0	1	.371
Marrero, Lean	.159	24	63	4	10	0	1	1	3	0	1	0	7	16	5	2	1	.243
Martinez, Luis	.140	39	107	7	15	4	0	0	9	0	1	5	9	28	3	1	0	.240
Minier, Amaurys	.333	2	6	1	2	0	0	0	0	0	0	0	0	2	0	0	0	.333
Molina, Robert	.235	37	119	11	28	4	0	1	15	0	0	2	7	16	4	0	6	.289
Montesino, Ariel	.243	28	74	17	18	3	0	1	10	2	2	1	11	6	3	2	3	.341
Olson, Brian	.273	17	55	11	15	1	1	0	3	1	0	2	12	10	0	0	0	.414
Palacios, Jermaine	.421	26	95	13	40	9	2	1	14	1	0	1	9	11	4	2	5	.472
Pinto, Josmil	.286	4	14	1	4	1	0	1	3	0	0	0	0	2	0	0		.286
Schmit, Blake	.297	10	37	5	11	2	0	1	6	0	0	0	2	8	3	1	1	.333
Tapia, Roni	.160	32	81	7	13	0	0	0	5	0	1	0	5	25	1	1	4	.209
Verkerk, Ruar	.197	22	66	4	13	1	0	0	2	0	1	0	2	17	1	1	5	.221
Whitefield, Aaron	.167	7	18	1	3	0	0	0	1	0	0	0	2	4	1	0	0	.250
TEAM TOTAL	**.238**	**59**	**1861**	**204**	**442**	**82**	**14**	**10**	**169**	**8**	**8**	**33**	**186**	**396**	**66**	**32**	**60**	**.317**

PITCHER	W	L	ERA	G	GS	CG	SH	SV	IP	H	R	ER	HR	HB	BB	SO	WP	BK	BAA
Balan, Vadim	0	0	0.00	1	0	0	0	0	1.2	0	0	0	0	1	0	4	0	0	.000
Condeelis, Rich	1	3	12.33	12	1	0	0	0	15.1	23	23	21	0	2	12	20	7	0	.348
Cordy, Max	1	1	1.66	12	2	0	0	0	21.2	12	4	4	0	3	14	25	4	0	.169
Curtiss, John	1	0	1.13	5	0	0	0	0	8.0	7	2	1	0	1	4	7	1	0	.233
Del Rosario, Eduardo	3	2	1.90	10	10	0	0	0	47.1	36	13	10	0	5	9	50	3	1	.218
Gallant, Dallas	0	0	1.69	4	0	0	0	0	5.1	5	1	1	0	1	1	11	0	0	.238
Gomez, Moises	0	2	3.00	15	0	0	0	0	24.0	17	10	8	1	1	14	12	8	0	.210
Gonzalez, Miguel	3	2	1.59	15	3	0	0	1	39.2	29	8	7	0	4	7	40	7	1	.197
Hernandez, Luis	0	2	10.57	9	3	0	0	0	15.1	24	23	18	3	6	15	15	14	0	.353
Landa, Yorman	1	0	0.00	7	0	0	0	1	9.0	3	1	0	0	0	2	9	0	1	.107
Lujan, Hector	1	2	5.00	15	0	0	0	1	18.0	20	12	10	0	2	5	16	5	0	.286
Martinez, Jose	1	5	4.31	11	11	0	0	0	48.0	50	26	23	1	5	16	32	2	1	.267
Mazza, Chris	0	0	3.00	5	0	0	0	0	6.0	5	2	2	0	0	1	5	0	0	.217
Moran, Jovani	0	2	4.12	6	6	0	0	0	19.2	16	9	9	0	1	9	17	2	1	.219
Pearce, Callan	0	1	4.67	15	0	0	0	0	17.1	19	9	9	1	3	11	11	3	1	.275
Poulson, Brandon	1	0	3.10	14	0	0	0	0	20.1	9	7	7	0	4	19	26	9	0	.138
Pryor, Stephen	0	2	1.86	7	0	0	0	0	9.2	5	3	2	1	1	5	13	0	0	.147
Quezada, Johan	2	1	3.38	19	0	0	0	7	21.1	14	9	8	1	0	12	23	13	0	.189
Ramirez, Williams	4	3	1.05	11	10	0	0	0	51.1	25	10	6	1	6	20	58	4	0	.145
Rosario, Randy	1	0	0.00	2	2	0	0	0	8.0	5	0	0	0	1	1	9	0	1	.172
Schutte, Matz	2	2	3.07	14	2	0	0	0	29.1	29	17	10	2	2	4	18	1	0	.257
Vasquez, Andrew	0	0	2.92	12	0	0	0	0	12.1	10	10	4	0	4	15	22	7	0	.222
Wells, Lachlan	5	2	2.09	10	9	0	0	0	47.1	35	12	11	4	3	11	49	4	0	.207
TEAM TOTAL	**27**	**32**	**3.10**	**59**	**59**	**0**	**5**	**10**	**496.0**	**398**	**211**	**171**	**15**	**56**	**207**	**492**	**94**	**7**	**.220**

PROFESSIONAL DEBUT IN THE TWINS ORGANIZATION

TWINS 40-MAN ROSTER AND SPRING INVITES WHO MADE THEIR PROFESSIONAL DEBUT IN THE TWINS ORGANIZATION

Player	Pro Debut
Oswaldo Arcia	5/31/08 with DSL Twins
Joe Benson	4/4/08 with Beloit
James Beresford	6/20/07 with GCL Twins
Jose Berrios	6/29/12 with GCL Twins
Nick Burdi	6/29/14 with Cedar Rapids
Byron Buxton	6/22/12 with GCL Twins
J.T. Chargois	7/11/12 with Elizabethton
Logan Darnell	7/21/10 with Elizabethton
Pat Dean	7/24/10 with GCL Twins
Brian Dozier	6/30/09 with GCL Twins
Tyler Duffey	7/11/12 with Elizabethton
Mitch Garver	6/22/13 with Elizabethton
Kyle Gibson	4/8/10 with Ft. Myers
Max Kepler	6/21/10 with GCL Twins
Yorman Landa	6/1/11 with DSL Twins
Joe Mauer	7/23/01 with Elizabethton
Mason Melotakis	6/20/12 with Elizabethton
Ryan O'Rourke	6/24/10 with Elizabethton
Glen Perkins	7/6/04 with Elizabethton
Trevor Plouffe	6/21/04 with Elizabethton
Jorge Polanco	5/29/10 with DSL Twins
Jake Reed	6/22/14 with Elizabethton
Taylor Rogers	6/23/12 with Elizabethton
Eddie Rosario	6/21/10 with GCL Twins
Miguel Sano	7/5/10 with GCL Twins
Danny Santana	5/31/08 with DSL Twins
Alex Swim	6/22/13 with GCL Twins
Michael Tonkin	8/3/08 with GCL Twins
Stuart Turner	6/21/13 with Elizabethton
Kennys Vargas	6/23/09 with GCL Twins
Engelb Vielma	6/2/12 with DSL Twins
Adam Brett Walker	6/20/12 with Elizabethton

DOMINICAN REPUBLIC BASEBALL ACADEMY

The Twins development program in the Dominican Republic will begin its second season of operations at the Las Americas Complex in Boca Chica, DR in 2016. This complex serves as the Twins interim facility while their new joint academy with the Philadelphia Phillies is built. The Las Americas facility has the capacity to house two teams and the Twins share the complex with the Los Angeles Dodgers, who are renovating their existing Camp Las Palmas facility.

The club provides housing and meals for amateur players working out in the Academy program, as well as for its professional players on the Dominican Summer League team. A lower level of the two-story building includes a locker room, weight training room, office and meeting space, laundry, kitchen, a large dining room, recreation room and a dedicated classroom. The second floor features a large dormitory which can accommodate up to 56 players and two staff bedrooms. Programs are provided year-round to teach English and cultural development to all signed players.

Boca Chica is located 30 minutes east of downtown Santo Domingo and the Twins complex is just 15 minutes from the international airport.

The playing facilities include two full-sized playing fields, two covered batting tunnels and a six-mound training area for pitchers. The Twins Dominican facility is in full operation from February through early December.

2016 DOMINICAN ACADEMY STAFF

Francis (Jimmy) Alvarez ..... Manager
Manuel Santana ..... Pitching Coach
Ramon Nivar ..... Hitting Coach
Asdrubal Estrada ..... Hitting Coach
Juan Carlos Pinto ..... Strength and Conditioning Coach
Carlos Frias ..... Trainer
Rubesindo Lorenzo ..... Team Doctor
Fred Guerrero ..... Coordinator of Latin America Scouting
Luis Lajara ..... Scout - Southwest D.R.
Eduardo Soriano ..... Scout - Santo Domingo
Manuel Luciano ..... Scout - Santiago
Francisco Solano ..... Administrator
Carlos Naut ..... Administrative Assistant
Esther Reyes ..... Head Cook
Mercedes Rosario ..... Kitchen Staff
Ana Maria Martinez ..... Cleaning/Kitchen
Merary Reyes ..... Cleaning/Cook
Ramona Marte ..... Cleaning/Kitchen
Adorfo Perez ..... Clubhouse/Laundry
Ramon Perez ..... Grounds
RBI Consulting ..... Education Provider

2015 DSL FINAL STATISTICS

PLAYER	AVG	G	AB	R	H	2B	3B	HR	RBI	SF	SH	HB	BB	SO	SB	CS	E	OBP
Acosta, Jorge	.253	29	75	8	19	2	0	0	13	2	0	1	20	15	2	2	0	.408
Alvarez, Jhonathan	.250	39	128	19	32	7	0	3	15	1	2	5	11	18	2	2	15	.331
Amarante, Junior	.287	43	143	20	41	2	2	0	9	0	0	6	9	37	8	9	6	.354
Arias, Jean Carlos	.311	44	164	41	51	13	9	2	37	4	1	2	18	30	11	6	4	.378
Bermudez, Jose	.114	37	105	10	12	0	0	2	8	3	0	1	16	38	1	2	2	.232
Cuesto, Darling	.280	44	143	24	40	6	1	1	17	1	1	4	24	48	3	3	8	.395
Encarnacion, Yeltsin	.286	42	147	21	42	3	2	0	15	1	2	2	22	27	3	6	20	.384
Franco, Edwin	.250	43	156	22	39	7	2	0	20	0	2	6	16	38	6	4	10	.343
Henriquez, Zaino	.182	45	137	21	25	1	1	0	10	2	1	2	12	35	2	2	6	.255
Hernandez, Francisco	.276	44	152	21	42	5	1	1	17	0	3	6	13	37	5	5	3	.357
Herrera, Edgar	.255	54	192	22	49	8	0	0	20	2	2	4	15	18	4	8	10	.319
Morel, Emmanuel	.282	48	181	44	51	6	5	0	19	1	1	1	46	43	24	11	15	.428
Munoz, Gorge	.315	46	168	37	53	9	2	2	26	5	1	9	23	24	22	11	21	.415
Parra, Jorge	.244	52	197	26	48	12	2	1	34	5	0	4	17	49	1	1	4	.309
Tejada, Oliver	.229	10	35	6	8	2	0	0	2	0	0	3	0	5	1	1	0	.289
Tovar, Antonio	.281	60	228	27	64	7	1	2	34	2	3	1	27	35	9	13	4	.357
Ynfante, Gabriel A.	.274	25	73	11	20	6	0	0	6	1	2	2	8	17	4	0	3	.357
TEAM TOTAL	**.262**	**72**	**2424**	**380**	**636**	**96**	**28**	**14**	**302**	**30**	**21**	**59**	**297**	**514**	**108**	**86**	**143**	**.353**

PITCHER	W	L	ERA	G	GS	CG	SH	SV	IP	H	R	ER	HR	HB	BB	SO	WP	BK	BAA
Balbuena, Erick	1	1	10.80	18	0	0	0	0	21.2	33	32	26	2	5	19	11	14	1	.367
Bellorin, Luis	2	3	4.00	18	0	0	0	1	36.0	35	23	16	0	1	21	28	13	0	.254
Cabrera, Robener	1	1	8.10	4	0	0	0	0	6.2	8	6	6	2	0	2	1	2	0	.296
De Jesus, Miguel	6	6	4.30	18	7	0	0	1	58.2	62	34	28	2	4	11	58	12	0	.265
Feliz, Danny	1	3	4.61	17	10	0	0	0	54.2	45	34	28	3	4	25	40	20	0	.226
Gil, Luis	1	2	4.63	16	0	0	0	2	23.1	15	15	12	2	1	26	24	5	0	.190
Graterol, Brusdar	0	1	2.45	4	4	0	0	0	11.0	12	4	3	0	2	1	17	1	0	.273
Herrera, Juan	3	3	4.54	15	14	0	0	0	69.1	63	41	35	5	13	20	64	11	0	.239
Jimenez, Jadison	6	3	2.45	15	14	0	0	0	77.0	78	27	21	5	3	15	87	11	0	.265
Marin, Andriu	3	0	4.54	20	0	0	0	5	37.2	49	25	19	2	1	7	39	5	1	.302
Perez, Randolph	5	4	1.90	22	0	0	0	3	42.2	40	22	9	1	3	25	48	3	0	.245
Ramirez, Daulin	1	0	9.00	4	0	0	0	0	9.0	9	11	9	0	2	9	8	4	0	.273
Ramirez, Jose	1	3	5.11	18	9	0	0	0	61.2	75	53	35	3	1	29	45	8	0	.304
Soto, Fredderi	1	0	2.33	11	0	0	0	0	19.1	23	12	5	1	1	8	21	4	0	.295
Suniaga, Carlos	2	1	6.48	23	0	0	0	2	50.0	71	37	36	6	0	6	35	9	0	.329
Ynoa, Huascar	2	5	2.70	14	14	0	0	0	56.2	43	25	17	1	4	30	47	10	1	.207
TEAM TOTAL	**36**	**36**	**4.32**	**72**	**72**	**0**	**2**	**14**	**635.1**	**661**	**401**	**305**	**35**	**45**	**254**	**573**	**132**	**3**	**.267**

VENEZUELA BASEBALL ACADEMY

The Twins Venezuela Baseball Academy begins its 22nd year in Bejuma, Carabobo, Venezuela. The Twins facilities include a 3,000 square foot dormitory and clubhouse building which opened in February, 2000. The facilities include two large sleeping rooms, locker room, training and exercise areas, dining room and office space.

The club provides housing and meals to its professional players in a mini-camp prior to spring training. Amateur players are invited to attend workouts in programs not exceeding 30 days throughout the season.

2016 VENEZUELA ACADEMY STAFF

Asdrubal Estrada ..... Manager
Wladimir Morales ..... Trainer
Jose Leon ..... Coordinator of Scouting
Marlon Nava ..... Scout – Occidente
Oswaldo Troconis ..... Scout - Oriente
Juan Padilla ..... Associate Scout – Oriente
Franklin Parra ..... Associate Scout – Valencia
Pablo Torres ..... Associate Scout – Caracas
Edgar Guerra ..... Administrator
Carlos Colmenares ..... Grounds
Carlos Belisario ..... Clubhouse/Grounds
Yeni Gonzalez ..... Cook
Isabel Castellano ..... Cook
Anadith Luna ..... Cleaning/Kitchen
Ramon Martinez ..... Cleaning/Clubhouse

2016 MINOR LEAGUE SCHEDULES

AAA - ROCHESTER

4/7-8	@Scranton/WB
4/9-10	Scranton/WB
4/11-13	Lehigh Valley
4/14-15	@Buffalo
4/16-17	@Lehigh Valley
4/18-21	Pawtucket
4/22-24	Buffalo
4/26-28	@Buffalo
4/29-5/1	Scranton/WB
5/2-4	@Syracuse
5/5-8	@Pawtucket
5/9-12	Gwinnett
5/13-15	Syracuse
5/16-18	@Charlotte
5/19-22	@Durham
5/24-26	Indianapolis
5/27-29	Charlotte
5/30-6/2	@Indianapolis
6/3-5	@Louisville
6/6-7	Buffalo
6/8-9	@Buffalo
6/10-12	Toledo
6/14-16	Columbus
6/17-19	@Toledo
6/20-23	@Columbus
6/24-26	Louisville
6/27-29	Pawtucket
6/30-7/1	Syracuse
7/2-3	@Syracuse
7/4-5	Buffalo
7/6-7	@Lehigh Valley
7/8-10	@Scranton/WB
7/11-13	All-Star Break
7/14-17	Norfolk
7/18-20	Durham
7/21-22	Syracuse
7/23-24	@Syracuse
7/25-28	@Pawtucket
7/29-31	Lehigh Valley
8/2-4	Pawtucket
8/5-7	@Lehigh Valley
8/9-11	@Syracuse
8/12-14	Scranton/WB
8/15-17	@Buffalo
8/18-19	Buffalo
8/20-22	@Gwinnett
8/23-25	@Norfolk
8/26-27	@Scranton/WB
8/28-29	Scranton/WB
8/30-31	Syracuse
9/1-2	Lehigh Valley
9/3-5	@Lehigh Valley

AA - CHATTANOOGA

4/7-11	@Biloxi
4/12-16	Jackson
4/17-21	@Mississippi
4/22-26	Birmingham
4/28-5/2	Montgomery
5/4-8	@Mobile
5/9-13	Pensacola
5/14-18	Biloxi
5/19-23	@Jackson
5/25-29	Tennessee
5/31-6/4	@Birmingham
6/5-9	Jacksonville
6/10-14	@Tennessee
6/15-19	@Montgomery
6/20-22	All-Star Break
6/23-27	Jackson
6/29-7/3	@Pensacola
7/4-8	Birmingham
7/9-13	@Tennessee
7/14-18	Mobile
7/20-24	@Jackson
7/26-30	Tennessee
7/31-8/4	@Mobile
8/5-9	Jacksonville
8/11-15	@Birmingham
8/17-21	Montgomery
8/22-26	@Jacksonville
8/27-31	Mississippi
9/1-5	@Jackson

A - FT. MYERS

4/7-8	Bradenton
4/9-10	@Bradenton
4/11-14	Brevard County
4/15-18	@Daytona
4/19-21	Jupiter
4/22-24	Charlotte
4/26-28	@Jupiter
4/29-5/1	@Charlotte
5/2-4	@Palm Beach
5/5-7	St. Lucie
5/9	@Bradenton
5/10	Bradenton
5/11	@Bradenton
5/12	Bradenton
5/13-15	@St. Lucie
5/16-19	@Dunedin
5/20-23	Tampa
5/24-26	Palm Beach
5/27-29	@Charlotte
5/31-6/2	St. Lucie
6/3-6	Daytona
6/8-11	@Brevard County
6/12-15	@Lakeland
6/16	@Bradenton
6/17-19	All-Star Break
6/20-22	Charlotte
6/23-25	@Jupiter
6/26	Bradenton
6/27	@Bradenton
6/28-30	@Palm Beach
7/1-3	Jupiter
7/4-6	@St. Lucie
7/7	Bradenton
7/8-11	Dunedin
7/13-16	@Tampa
7/17-20	Lakeland
7/21-24	@Clearwater
7/25-27	Palm Beach
7/29-8/1	Clearwater
8/3-4	@Bradenton
8/5-7	@Charlotte
8/8-10	St. Lucie
8/11-13	Charlotte
8/14-15	@Bradenton
8/16-18	@St. Lucie
8/19-21	Jupiter
8/23-25	Palm Beach
8/26-28	@Jupiter
8/29-31	@Palm Beach
9/1-9/4	Bradenton

A - CEDAR RAPIDS

4/7-8	Quad Cities
4/9-10	@Quad Cities
4/11-13	@Kane County
4/14-17	Clinton
4/18-20	@Burlington
4/21-24	@Clinton
4/26-28	West Michigan
4/29-5/1	South Bend
5/2-4	@Lansing
5/5-7	@Great Lakes
5/9-11	Kane County
5/12-15	@Wisconsin
5/17-19	Beloit
5/20-23	Quad Cities
5/24-26	@Burlington
5/27-30	Wisconsin
5/31-6/2	@Beloit
6/3-5	Peoria
6/7-9	Kane County
6/10-12	@Peoria
6/13-15	Burlington
6/16-19	@Quad Cities
6/20-22	All-Star Break
6/23-26	Beloit
6/27-30	@Quad Cities
7/1-3	@Beloit
7/4-7	Wisconsin
7/8-11	Kane County
7/13-15	@Lake County
7/16-18	@Fort Wayne
7/20-22	Bowling Green
7/23-25	Dayton
7/27-29	@Kane County
7/30-8/2	@Burlington
8/3-5	Clinton
8/6-9	Peoria
8/11-14	@Kane County
8/15-18	@Peoria
8/19-21	Burlington
8/22-25	Quad Cities
8/26-29	@Clinton
8/31-9/2	@Wisconsin
9/3-5	Clinton

R - ELIZABETHTON

6/23-25	@Kingsport
6/26-28	@Johnson City
6/29-7/1	Pulaski
7/2-4	Bluefield
7/5	@Johnson City
7/6-8	@Bristol
7/9-11	Greenville
7/13-15	@Danville
7/16-18	@Princeton
7/19-21	Kingsport
7/22-24	Johnson City
7/25-27	@Pulaski
7/28-29	@Bristol
7/30	Bristol
7/31-8/2	Princeton
8/4-6	@Johnson City
8/7-9	Danville
8/10-12	Kingsport
8/13-15	@Bluefield
8/16	Johnson City
8/18-20	@Burlington
8/21-22	Bristol
8/23	@Bristol
8/24-26	Burlington
8/27-29	@Greenville
8/30-9/1	Greenville

R - GCL TWINS

6/24	@Boston	7/6	Tampa Bay	7/18	@Tampa Bay	7/29	Boston	8/10	Baltimore	8/22	@Baltimore
6/25	Boston	7/7	@Tampa Bay	7/19	Tampa Bay	7/30	@Boston	8/11	@Baltimore	8/23	Baltimore
6/27	@Baltimore	7/8	@Boston	7/20	@Tampa Bay	8/1	Tampa Bay	8/12	Boston	8/24	@Baltimore
6/28	Baltimore	7/9	Boston	7/21	Tampa Bay	8/2	@Tampa Bay	8/13	@Boston	8/25	Baltimore
6/29	@Baltimore	7/11	Baltimore	7/22	@Boston	8/3	Tampa Bay	8/15	@Tampa Bay	8/26	Boston
6/30	Baltimore	7/12	@Baltimore	7/23	Boston	8/4	@Tampa Bay	8/16	Tampa Bay	8/27	@Boston
7/1	Boston	7/13	Baltimore	7/25	@Baltimore	8/5	@Boston	8/17	@Tampa Bay	8/29	Tampa Bay
7/2	@Boston	7/14	@Baltimore	7/26	Baltimore	8/6	Boston	8/18	Tampa Bay	8/30	@Tampa Bay
7/4	Tampa Bay	7/15	Boston	7/27	@Baltimore	8/8	Baltimore	8/19	@Boston	8/31	Tampa Bay
7/5	@Tampa Bay	7/16	@Boston	7/28	Baltimore	8/9	@Baltimore	8/20	Boston	9/1	@Tampa Bay

2015 TWINS MINOR LEAGUE PLAYER AND PITCHER OF THE YEAR

MAX KEPLER AND JOSE BERRIOS

Outfielder/first baseman Max Kepler was named the 2015 Sherry Robertson Award winner as the Twins Minor League Player of the Year and right-handed pitcher Jose Berrios was named the 2015 Jim Rantz Award winner as the Twins Minor League Pitcher of the Year.

Kepler spent a majority of the season with Double-A Chattanooga, hitting .322 (131-for-407) with 32 doubles, 13 triples, nine home runs, 71 RBI and 76 runs scored in 112 games for the Lookouts. He was named Southern League Most Valuable Player after ranking second in the league in batting average, first in on-base percentage (.416) and slugging percentage (.531), third in runs scored, and fourth in doubles and RBI.

The Berlin, Germany native was originally signed by the Twins in July of 2009 and has spent six seasons in the Twins minor league system, hitting .281 (448-for-1594) with 98 doubles, 34 home runs and 254 RBI. The 6-foot-4, 205-pounder earned a SiriusXM Futures Game selection this season, as well as Southern League Mid- and Postseason All-Star and Southern League Player of the Week honors twice. He earned a September call-up mid-month.

Berrios began the season at Double-A Chattanooga, going 8-3 with a 3.08 ERA (90.2 IP, 31 ER), 24 walks and 92 strikeouts. He was promoted to Triple-A Rochester in early July and went 6-2 with a 2.85 ERA (75.2 IP, 22 ER), 14 walks and 83 strikeouts. He becomes the first Twins farmhand to win the Jim Rantz Award in consecutive seasons, and third ever to win either the Rantz or Robertson Award consecutively, joining LaTroy Hawkins in 1993-94 and Ben Revere in 2008-09, who both won the Sherry Robertson Award.

The Bayamon, Puerto Rico native was named to the SiriusXM Futures Game and made the start for the World Team for the second consecutive season. Additionally, he was named Midseason Southern League All-Star while with Chattanooga as well as Southern League Pitcher of the Week in May. He finished the season with a combined record of 14-5 and a 2.87 ERA (166.1 IP, 53 ER), 38 walks and 175 strikeouts between Chattanooga and Rochester.

SHERRY ROBERTSON AWARD

Year	Player	Pos
1970	Mark Wiley	P
1971	Steve Brye	OF
1972	Tom Smithson	C
1973	Craig Kusick	1B
1974	Butch Wynegar	C
1975	Steve Luebber	P
1976	Dan Graham	C
1977	Greg Field	P
1978	Steve Douglas	OF
1979	Steve Green	P
1980	Bob Konopa	P
1981	Kent Hrbek	1B
1982	Jeff Reed	C
1983	Tim Teufel	2B
1984	Curt Wardle	P
1985	Mark Davidson	OF
1986	Gene Larkin	1B
1987	Mike Dyer	P
1988	Pete Delkus	P
1989	Paul Sorrento	1B
1990	Denny Neagle	P
1991	Pat Mahomes	P
1992	Marty Cordova	OF
1993	LaTroy Hawkins	P
1994	LaTroy Hawkins	P
1995	Javier Valentin	C
1996	Todd Walker	3B-2B
1997	David Ortiz	1B
1998	Doug Mientkiewicz	1B
1999	Michael Restovich	OF
2000	John Barnes	OF
2001	Michael Cuddyer	3B
2002	Lew Ford	OF
2003	Joe Mauer	C
2004	Jason Kubel	OF
2005	David Winfree	3B
2006	Alexi Casilla	IF
2007	Brian Buscher	3B
2008	Ben Revere	OF
2009	Ben Revere	OF
2010	Joe Benson	OF
2011	Brian Dozier	SS
2012	Oswaldo Arcia	OF
2013	Byron Buxton	OF
2014	Kennys Vargas	1B/DH
2015	Max Kepler	OF/1B

JIM RANTZ AWARD

Year	Player	L/R
2002	J.D. Durbin	RHP
2003	Jesse Crain	RHP
2004	Scott Baker	RHP
2005	Francisco Liriano	LHP
2006	Matt Garza	RHP
2007	Kevin Slowey	RHP
2008	Anthony Slama	RHP
2009	David Bromberg	RHP
2010	Kyle Gibson	RHP
2011	Liam Hendriks	RHP
2012	B.J. Hermsen	RHP
2013	Andrew Albers	LHP
2014	Jose Berrios	RHP
2015	Jose Berrios	RHP

TWINS 2015 MINOR LEAGUE AWARDS

SHERRY ROBERTSON MINOR LEAGUE PLAYER OF THE YEAR

Max Kepler, OF/1B

JIM RANTZ MINOR LEAGUE PITCHER OF THE YEAR

Jose Berrios, RHP

MINOR LEAGUE PLAYER OF THE MONTH

MONTH	NAME	POS	H	AB	AVG	R	RBI	2B	HR	AFFILIATE
April	Zach Granite	INF	27	67	.358	17	5	5	0	Cedar Rapids
May	Trey Vavra	IB/OF	35	88	.398	19	16	6	3	Cedar Rapids
June	Max Kepler	OF/1B	32	88	.364	14	17	6	1	Chattanooga
July	Max Kepler	OF/1B	22	72	.306	13	15	5	3	Chattanooga
August	Kennys Vargas	INF/DH	31	100	.310	15	25	5	6	Rochester

MINOR LEAGUE PITCHER OF THE MONTH

MONTH	NAME	W-L-S	ERA	G/GS	IP	H/9	R	ER	SO/9	AFFILIATE
April	Stephen Gonsalves	2-0-0	0.90	3/3	20.0	5.0	2	2	13.5	Cedar Rapids
May	Trevor Hildenberger	2-0-3	0.00	9/0	18.2	2.4	0	0	11.1	Cedar Rapids
June	Brandon Peterson	1-0-1	0.00	7/0	11.2	2.3	0	0	11.6	Ft. Myers/Chat.
July	Mat Batts	3-0-0	1.15	5/5	31.1	5.7	4	4	8.6	Ft. Myers
August	Jose Berrios	3-2-0	2.03	6/6	40.0	6.8	10	9	10.8	Rochester

MINOR LEAGUE PLAYER OF THE WEEK

WEEK	NAME	POS	STATISTICS	AFFILIATE
April 17	Tyler Duffey	RHP	1 G, 0-0-0, 7.0 IP, 2 H, 0 ER, 1 BB, 8 K	Chattanooga
April 24	Stephen Gonsalves	LHP	1 G, 1-0-0, 7.0 IP, 1 H, 0 ER, 1 BB, 11 K	Cedar Rapids
May 1	Byron Buxton	OF	7 G, .423 (11-for-26), 9 R, 1 2B, 1 HR, 6 RBI, 4 SB	Chattanooga
May 8	Trey Vavra	IB/OF	6 G, .560 (10-for-19), 8 R, 1 2B, 2 RBI, 2 BB, .640 OBP	Cedar Rapids
May 15	Miguel Sano	INF	8 G, .379 (11-for-29), 7 R, 4 2B, 3 HR, 8 RBI	Chattanooga
May 22	Max Kepler	OF/1B	7 G, .500 (12-for-24), 6 R, 2 2B, 2 HR, 9 RBI	Chattanooga
May 29	Aaron Slegers	RHP	1 G, 1-0-0, 9.0 IP, 3 H, 0 ER, 0 BB, 9 K	Ft. Myers
June 5	Brandon Peterson	RHP	2 G, 0-0-0, 3.2 IP, 0 H, 0 ER, 1 BB, 7 K	Ft. Myers
June 12	David Hurlbut	LHP	2 G, 2-0-0, 14.0 IP, 9 H, 1 ER, 3 BB, 9 K	Chattanooga
June 19	Alex Wimmers	RHP	2 G, 2-0-0, 14.2 IP, 5 H, 0 ER, 4 BB, 20 K	Chattanooga
June 26	Engelb Vielma	INF	4 G, .467 (7-for-15), 2 R, 1 2B, 2 RBI, .529 OBP	Ft. Myers
July 3	A.J. Achter	RHP	3 G, 0-0-0, 5.0 IP, 2 H, 0 ER, 4 BB, 7 K	Rochester
July 10	Oswaldo Arcia	OF	8 G, .296 (8-for-27), 7 R, 1 2B, 5 HR, 11 RBI	Rochester
July 17	Mat Batts	LHP	1 G, 1-0-0, 7.0 IP, 5 H, 1 ER, 0 BB, 5 K	Ft. Myers
July 24	Felix Jorge	RHP	1 G, 1-0-0, 7.0 IP, 5 H, 2 ER, 1 BB, 7 K	Cedar Rapids
July 31	Stuart Turner	C	5 G, .471 (8-for-17), 6 R, 2 2B, 1 HR, 4 RBI, .609 OBP	Chattanooga
August 7	Chris Paul	OF	6 G, .357 (10-for-28), 4 R, 3 2B, 2 HR, 12 RBI	Elizabethton
August 14	Kennys Vargas	1B/DH	8 G, .391 (9-for-23), 2 2B, 1 HR, 8 RBI, 9 BB, .563 OBP	Rochester
August 21	Pat Dean	RHP	1 G, 1-0-0, 9.0 IP, 6 H, 0 ER, 0 BB, 6 K	Rochester
August 28	Jose Berrios	RHP	1 G, 1-0-0, 7.0 IP, 3 H, 0 ER, 1 BB, 12 K	Rochester
Sept. 4	Brett Lee	LHP	1 G, 1-0-0, 7.0 IP, 2 H, 0 ER, 2 BB, 8 K	Chattanooga

Max Kepler

Outfielder Max Kepler earned a SiriusXM Futures Game selection last season, as well as Southern League Most Valuable Player, Mid- and Postseason All-Star and SL Player of the Week honors twice, after leading Chattanooga to the Southern League Championship with three home runs and eight RBI in nine playoff games.

TWINS SCOUTING STAFF

Deron Johnson - DeronJohnson@twinsbaseball.com ..... Director of Scouting
Vern Followell - VernFollowell@twinsbaseball.com ..... Pro Scouting Coordinator
Amanda Daley - AmandaDaley@twinsbaseball.com ..... Senior Manager, Scouting and International Administration
Brittany Minder - BrittanyMinder@twinsbaseball.com ..... Administrative Assistant to Scouting

SCOUTING SUPERVISORS

Billy Corrigan - BillyCorrigan@twinsbaseball.com ..... Southeast Supervisor
Sean Johnson - SeanJohnson@twinsbaseball.com ..... West Coast Supervisor
Mark Quimuyog - MarkQuimuyog@twinsbaseball.com ..... East Coast Supervisor
Mike Ruth - MikeRuth@twinsbaseball.com ..... Midwest Supervisor

SCOUTS

Cary Broder - CaryBroder@twinsbaseball.com ..... Taiwan
Trevor Brown - TrevorBrown@twinsbaseball.com ..... Washington, Oregon, Idaho, Alaska, Montana
Walt Burrows - WaltBurrows@twinsbaseball.com ..... Canada
Taylor Cameron - TaylorCameron@twinsbaseball.com ..... Central and Southern California
Ken Compton - KenCompton@twinsbaseball.com ..... Major League Scout
Larry Corrigan - LarryCorrigan@twinsbaseball.com ..... Professional Scout
J.R. DiMercurio - JRDiMercurio@twinsbaseball.com ..... Arkansas, Kansas, Missouri, Oklahoma
Brett Dowdy - BrettDowdy@twinsbaseball.com ..... Northern Florida
Marty Esposito - MartyEsposito@twinsbaseball.com ..... Texas
Earl Frishman - EarlFrishman@twinsbaseball.com ..... Professional Scout
Glenn Godwin - GlennGodwin@twinsbaseball.com ..... Europe and South Africa
Fred Guerrero - FredGuerrero@twinsbaseball.com ..... Latin American Scouting Coordinator
Bill Harford - BillHarford@twinsbaseball.com ..... Professional Scout
Bob Hegman - BobHegman@twinsbaseball.com ..... Professional Scout
David Kim - DavidKim@twinsbaseball.com ..... Pacific Rim
Wayne Krivsky - WayneKrivsky@twinsbaseball.com ..... Special Assistant to the General Manager
Mike Larson - MikeLarson@twinsbaseball.com ..... International/Professional Scout
Luis Lajara - LuisLajara@twinsbaseball.com ..... Dominican Republic
John Leavitt - JohnLeavitt@twinsbaseball.com ..... Southern California, Hawaii
Jose Leon - JoseLeon@twinsbaseball.com ..... Venezuela Coordinator of Scouting
Manuel Luciano - ManuelLuciano@twinsbaseball.com ..... Dominican Republic
Eury Luis- EuryLuis@twinsbaseball.com ..... Dominican Republic
Bill Mele - BillMele@twinsbaseball.com ..... Professional Scout
Marty Miller- MartyMiller@twinsbaseball.com ..... Professional Scout
Bill Milos - BillMilos@twinsbaseball.com ..... Professional Scout
Marlon Nava - MarlonNava@twinsbaseball.com ..... Venezuela
Tim O'Neil - TimONeil@twinsbaseball.com ..... National Crosschecker
Howard Norsetter - HowardNorsetter@twinsbaseball.com ..... International Scouting Coordinator
Jeff Pohl - JeffPohl@twinsbaseball.com ..... Michigan, Indiana, Illinois
Jack Powell - JackPowell@twinsbaseball.com ..... Florida Panhandle, Georgia, Alabama
Greg Runser - GregRunser@twinsbaseball.com ..... Greater Houston (TX), Louisiana
Alan Sandberg - AlanSandberg@twinsbaseball.com ..... Kentucky, Tennessee, Mississippi
Eduardo Soriano - EduardoSoriano@twinsbaseball.com ..... Dominican Republic
Elliott Strankman - ElliottStrankman@twinsbaseball.com ..... Nevada, Central and Northern California
Ricky Taylor - RickyTaylor@twinsbaseball.com ..... North Carolina, South Carolina, Western Virginia
Freddie Thon - FreddieThon@twinsbaseball.com ..... Puerto Rico and Southern Florida
Oswaldo Troconis - OswaldoTroconis@twinsbaseball.com ..... Venezuela
Jay Weitzel - JayWeitzel@twinsbaseball.com ..... Upstate New York, Pennsylvania, Ohio, West Virginia
Ted Williams - TedWilliams@twinsbaseball.com ..... Arizona, New Mexico, Colorado, Wyoming, Utah, Clark County (NV)
John Wilson - JohnWilson@twinsbaseball.com ..... Connecticut, New Jersey, East New York, Massachusetts, Eastern Virginia, Maryland, Vermont, Rhode Island, Maine, New Hampshire, Delaware, Washington D.C.
Mark Wilson - MarkWilson@twinsbaseball.com ..... North Dakota, South Dakota, Nebraska, Iowa, Wisconsin, Minnesota
Earl Winn - EarlWinn@twinsbaseball.com ..... Professional Scout

PART-TIME SCOUTS

Hector Barrios ..... Panama
Gavin Bennett ..... South Africa
David Bergman ..... Netherlands
John Cortese ..... Italy
Andy Johnson ..... Europe
Kenny Su ..... Taiwan
Koji Takahashi ..... Japan
Lester Victoria ..... Curacao

ASSOCIATE SCOUTS

Juan Padilla ..... Venezuela
Franklin Parra ..... Venezuela
Pablo Torres ..... Venezuela

MINNESOTA TWINS ORGANIZATION – 2015 FOREIGN-BORN PLAYERS

COUNTRY	# OF PLAYERS
Australia	7
Brazil	1
Canada	2
Columbia	1
Curacao	1
Dominican Republic	55
Germany	1
Moldova	1
Mexico	1
Netherlands	4
Puerto Rico	12
South Africa	2
South Korea	1
Taiwan	1
Venezuela	32

TWINS FIRST ROUND DRAFT PICKS

REGULAR PHASE

JUNE

1965	Eddie Leon	SS
1966	**Buzz Stephen**	**RHP**
1967	**Steve Brye**	**OF**
1968	**Alex Rowell**	**OF**
1969	**Paul Powell**	**OF**
1970	**Bob Gorinski**	**OF**
1971	**Dale Soderholm**	**SS**
1972	Dick Ruthven	RHP
1973	**Eddie Bane**	**LHP**
1974	**Ted Shipley**	**SS**
1975	**Rick Sofield**	**SS**
1976	**Jamie Allen**	**3B**
1977	**Paul Croft**	**OF**
1978	**Lenny Faedo**	**SS**
1979	**Kevin Brandt**	**OF**
1980	**Jeff Reed**	**C**
1981	**Mike Sodders**	**3B**
1982	**Bryan Oelkers**	**LHP**
1983	Tim Belcher	RHP
1984	**Jay Bell**	**SS**
1985	**Jeff Bumgarner**	**RHP**
1986	**Derek Parks**	**C**
1987	**Willie Banks**	**RHP**
1988	**Johnny Ard**	**RHP**
1989	**Chuck Knoblauch**	**SS**
1990	**Todd Ritchie**	**RHP**
1991	**David McCarty**	**OF**
1992	**Dan Serafini**	**LHP**
1993	**Torii Hunter**	**OF**
	Jason Varitek	C
1994	**Todd Walker**	**2B**
1995	**Mark Redman**	**LHP**
1996	Travis Lee	1B
1997	**Michael Cuddyer**	**SS**
	Matthew LeCroy	**C**
1998	**Ryan Mills**	**LHP**
1999	**B.J. Garbe**	**OF**
2000	**Adam Johnson**	**RHP**
2001	**Joe Mauer**	**C**
2002	**Denard Span**	**OF**
2003	**Matt Moses**	**3B**
2004	**Trevor Plouffe**	**SS**
	Glen Perkins	**LHP**
	Kyle Waldrop	**RHP**
	Matthew Fox	**RHP**
	Jay Rainville	**RHP**
2005	**Matt Garza**	**RHP**
	Henry Sanchez	**1B**
2006	**Chris Parmelee**	**OF**
2007	**Ben Revere**	**OF**
2008	**Aaron Hicks**	**OF**
2009	**Kyle Gibson**	**RHP**
2010	**Alex Wimmers**	**RHP**
2011	**Levi Michael**	**SS**
2012	**Byron Buxton**	**OF**
2013	**Kohl Stewart**	**RHP**
2014	**Nick Gordon**	**INF**
2015	**Tyler Jay**	**LHP**

JANUARY

1965	(No Selection)	
1965	(No Selection)	
1966	**Charles Chase**	**OF**
1966	**Robert Crosby**	**RHP**
1967	**Leonard Weems**	**OF**
1967	**Clifford Foster**	**1B**
1968	David Hoot	OF
1968	**Eric Soderholm**	**3B**
1969	**Gary Wilburn**	**C**
1969	**John Hurley**	**RHP**
1970	Sayle Brown	RHP
1970	George Pugh	LHP
1971	Jerry Maberry	RHP
1971	**Jeff Hooper**	**LHP**
1972	**Lew Lerner**	**RHP**
1972	**Bob Koeppel**	**OF**
1973	**Joseph Honce**	**OF**
1973	Dennis Sherow	OF
1974	**Mark Lockwood**	**LHP**
1974	**Jerry Garvin**	**LHP**
1975	Donald Albares	2B
1975	**Mark Wilson**	**OF**
1976	**Bob Veselic**	**RHP**
1976	**Pete Redfern**	**RHP**
1977	**Lance Hallberg**	**1B**
1977	Mike Walters	RHP
1978	Ralph Citarella	RHP
1978	**Keith Isaacs**	**RHP**
1979	Joseph McCarthy	OF
1979	Joseph Plummer	RHP
1980	Jeff Barnard	RHP
1980	Nattie George	OF
1981	Peter Kutsukos	RHP
1981	**Rhett Whisman**	**3B**
1982	**Kirby Puckett**	**OF**
1982	Mark Margis	LHP
1983	**Kevin Hammond**	**RHP**
1983	**Coe Brier**	**C**
1984	Carl Cox	LHP
1984	**Alan Sontag**	**RHP**
1985	Tony Faryniarz	RHP
1985	Garnett O'Connor	RHP
1986	**Jarvis Brown**	**2B**
1986	**Toby Nivens**	**RHP**

(January Draft Ended)

Bold indicates signed players

SECONDARY PHASE

1965	(No selection)	
1966	**Bob Jones**	**3B**
1967	Ken Szotkiewicz	SS
1968	**Danny Thompson**	**SS**
1969	**Ralph Dick**	**OF**
1970	**Daniel Guerrero**	**C**
1971	**Glenn Borgmann**	**C**
	Randolph Delerio	C
1972	**John Eichholtz**	**RHP**
1973	Wayne Williams	2B
1974	Gary Bishop	OF
1975	**Hosken Powell**	**OF**
1976	**Gregory Vogel**	**2B**
1977	Frank Ferroni	LHP
1978	Bruce Kastelic	SS
1979	**Gary Gaetti**	**3B**
1980	**John Palica**	**OF**
1981	**John Salery**	**OF**
1982	**Curt Kindred**	**RHP**
1983	Oddibe McDowell	OF
1984	**Eddy Yanes**	**OF**
1985	**Dewayne Coleman**	**RHP**
1986	James McClellan	RHP

(Secondary Phase Ended)

TWINS 2015 FIRST-YEAR PLAYER DRAFT

RD	PLAYER	POS	B/T	HT	WT	DOB	HOMETOWN	SCHOOL	SCOUT
1 (6)	**Tyler Jay**	**LHP**	**L/L**	**6-1**	**185**	**4/19/95**	**Lamont, IL**	**University of Illinois**	**Pohl**
CB-B (73)	Kyle Cody	RHP	R/R	6-7	245	8/9/94	Chippewa Falls, WI	University of Kentucky	Sandberg
3 (80)	**Travis Blankenhorn**	**3B**	**L/R**	**6-2**	**195**	**8/3/96**	**Pottsville, PA**	**Pottsville HS (Pottsville, PA)**	**Weitzel**
4 (110)	**Trey Cabbage**	**3B**	**L/R**	**6-3**	**200**	**5/4/97**	**Rutledge, TN**	**Grainger HS (Rutledge, TN)**	**Sandberg**
5 (140)	**Alex Robinson**	**LHP**	**L/L**	**6-3**	**215**	**8/11/94**	**Hewlett, NY**	**University of Maryland**	**J. Wilson**
6 (170)	**Chris Paul**	**RF**	**R/R**	**6-2**	**190**	**10/12/92**	**Aliso Viejo, CA**	**U of California-Berkeley**	**Strankman**
7 (200)	**Jovani Moran**	**LHP**	**L/L**	**6-1**	**170**	**4/24/97**	**Sabana Grande, PR**	**Carlos Beltran Academy (PR)**	**Thon**
8 (230)	**Kolton Kendrick**	**1B**	**L/R**	**6-3**	**230**	**8/10/96**	**Loranger, LA**	**Oak Forest Academy (Amite, LA)**	**Runser**
9 (260)	**Lamonte Wade**	**CF**	**L/L**	**6-1**	**195**	**1/1/94**	**Owings Mill, MD**	**University of Maryland**	**J. Wilson**
10 (290)	**Sean Miller**	**SS**	**R/R**	**5-11**	**170**	**10/10/94**	**Crofton, MD**	**U of South Carolina, Aiken**	**Taylor**
11 (320)	**Kerby Camacho**	**C**	**S/R**	**5-10**	**165**	**11/24/97**	**Camuy, PR**	**Carlos Beltran Academy (PR)**	**Thon**
12 (350)	**Zander Wiel**	**1B**	**R/R**	**6-3**	**215**	**1/11/93**	**Murfreesboro, TN**	**Vanderbilt University**	**Sandberg**
13 (380)	**Cody Stashak**	**RHP**	**R/R**	**6-2**	**180**	**6/4/94**	**Mays Landing, NJ**	**St. John's University (NY)**	**J. Wilson**
14 (410)	**A.J. Murray**	**C**	**R/R**	**6-1**	**215**	**4/4/93**	**Westfield, NJ**	**Georgia Tech**	**Powell**
15 (440)	**Anthony McIver**	**LHP**	**L/L**	**6-5**	**210**	**4/8/92**	**Vista, CA**	**University of San Diego**	**Leavitt**
16 (470)	**Lean Marrero**	**RF**	**L/R**	**6-0**	**190**	**9/19/97**	**Bayamon, PR**	**Leadership Christian Academy (PR)**	**Thon**
17 (500)	**Nate Gercken**	**RHP**	**R/R**	**6-6**	**200**	**11/4/92**	**Pinole, CA**	**Academy of the Arts (CA)**	**Strankman**
18 (530)	**Daniel Kihle**	**CF**	**R/L**	**6-0**	**190**	**10/1/93**	**Goddard, KS**	**Wichita State**	**DiMercurio**
19 (560)	Kyle Wilson	RHP	R/R	6-2	190	9/27/96	Raymore, MO	Raymore-Peculiar HS (MO)	DiMercurio
20 (590)	Colton Eastman	RHP	R/R	6-3	200	8/22/96	Fresno, CA	Central Union HS (Fresno, CA)	Strankman
21 (620)	**Kamran Young**	**OF**	**L/L**	**5-11**	**190**	**10/12/92**	**Torrance, CA**	**Cal State Dominguez Hills**	**Cameron**
22 (650)	Blake Cederlind	RHP	R/R	6-3	190	1/14/96	Turlock, CA	Merced College (CA)	Strankman
23 (680)	**Alex Perez**	**SS**	**L/R**	**5-9**	**170**	**10/24/92**	**Miami, FL**	**Virginia Tech**	**Taylor**
24 (710)	**Jaylin Davis**	**CF**	**R/R**	**6-1**	**195**	**7/1/94**	**McLeansville, NC**	**Appalachian State**	**Taylor**
25 (740)	**Logan Lombana**	**RHP**	**R/R**	**6-3**	**225**	**7/17/94**	**Newark, CA**	**Cal State Long Beach**	**Leavitt**
26 (770)	Tyler Williams	RF	R/R	6-3	220	2/18/97	Peoria, AZ	Raymond S. Kellis HS (Glendale, AZ)	Williams
27 (800)	Dalton Sawyer	LHP	L/L	6-5	220	11/22/93	Waconia, MN	University of Minnesota	M. Wilson
28 (830)	Jonathan Engelmann	RF	R/R	6-3	200	9/18/96	San Mateo, CA	Burlingame HS (CA)	Strankman
29 (860)	**Brad Hartong**	**C**	**R/R**	**6-4**	**215**	**2/4/92**	**Los Alamitos, CA**	**Indiana University**	**Pohl**
30 (890)	Greg Popylisen	CF	R/R	6-0	175	12/30/94	Highlands Ranch, CO	El Paso CC	Esposito
31 (920)	Tristan Pompey	LF	S/R	6-4	195	3/23/97	Milton, Ont., CAN	Jean Vanier Catholic SS (Toronto)	M. Wilson
32 (950)	**Andrew Vasquez**	**LHP**	**S/L**	**6-6**	**220**	**9/14/93**	**Alta Loma, CA**	**Westmont College (CA)**	**Cameron**
33 (980)	Colin Theroux	C	R/R	6-2	195	5/10/94	San Mateo, CA	San Joaquin Delta College	Strankman
34 (1010)	**Brian Olson**	**C**	**R/R**	**6-0**	**190**	**1/21/93**	**Black Diamond, WA**	**Seattle University**	**Brown**
35 (1040)	**Hector Lujan**	**RHP**	**R/R**	**6-3**	**210**	**8/23/94**	**Mira Loma, CA**	**Westmont College (CA)**	**Cameron**
36 (1070)	**Rich Condeelis**	**RHP**	**R/R**	**6-5**	**220**	**10/15/93**	**Falls, PA**	**University of Pittsburgh**	**Weitzel**
37 (1100)	Jake Irvin	RHP	R/R	6-4	200	2/18/97	Bloomington, MN	Bloomington Jefferson HS (MN)	M. Wilson
38 (1130)	Alex McKenna	CF	R/R	6-1	195	9/6/97	Canyon Country, CA	Bishop Alemany HS (CA)	Cameron
39 (1160)	Daniel Tillo	LHP	L/L	6-4	210	6/13/96	Sioux City, IA	Sioux City North HS (IA)	M. Wilson
40 (1190)	**Max Cordy**	**RHP**	**R/R**	**6-4**	**225**	**6/9/93**	**Sacramento, CA**	**U of California-Davis**	**Strankman**

BOLD indicates signed player
* The Twins signed 27 players from the 2015 First-Year Player Draft.

Tyler Jay

Left-handed pitcher Tyler Jay was selected in the first round, sixth overall, in the 2015 First-Year Player Draft by the Twins out of the University of Illinois. Jay made his professional debut with Single-A Ft. Myers, going 0-1, 3.93 ERA (18.1 IP, 8 ER) with one save, eight walks and 22 strikeouts in 19 appearances for the Miracle.

ORGANIZATION PLAYERS

ABAD, FERNANDO ANTONIO — PITCHER

SEE PAGES 28-29

ABREU, JOSE ALEXI — PITCHER

HEIGHT: 5-11 **BATS:** R **BORN:** 7/13/1992 in San Francisco de Macoris, DR
WEIGHT: 184 **THROWS:** R **RESIDES:** San Francisco de Macoris, DR
SIGNED BY: Fred Guerrero **SCHOOL:** - -
HOW OBTAINED: Signed as an undrafted free agent, September 2, 2010.

2015: In first season back from right shoulder surgery made 17 appearances for Rookie Elizabethton...converted two saves while posting a 3.71 ERA (26.2 IP, 11 ER)...**2014:** Missed entire season due to injury...**2013:** Appeared in career-high 18 games, all coming in relief...was first season to not start a game...walked career-low five batters and struckout career-high 30 batters, despite a career-low in innings...allowed 8.04 baserunners-per-9.0 IP which was best in GCL...five saves and 15 games finished were a team-high and fifth in the GCL...**2012:** Played entire season with DSL Twins...pitched in 14 games, posting a 2.25 ERA over 40.0 innings pitched...**2011:** Began professional career with DSL Twins...pitched in 11 games, posting a 1.30 ERA over 41.2 innings pitched.

YEAR	TEAM	W-L	ERA	G	GS	CG	SH	SV	IP	H	R	ER	HR	HB	BB	SO	WP	BK	BAA
2011	DSL Twins	3-1	1.30	11	6	0	0	0	41.2	28	9	6	0	2	12	29	3	0	.196
2012	DSL Twins	1-2	2.25	14	7	0	0	1	40.0	35	17	10	1	4	9	23	1	0	.236
2013	GCL Twins	2-3	1.61	18	0	0	0	5	28.0	18	7	5	1	2	5	30	2	2	.184
2014	DID NOT PLAY - INJURED																		
2015	Elizabethton	1-3	3.71	17	0	0	0	2	26.2	24	15	11	2	2	13	20	3	0	.240
Minor League Totals		**7-9**	**2.11**	**60**	**13**	**0**	**0**	**8**	**136.1**	**105**	**48**	**32**	**4**	**10**	**39**	**102**	**9**	**2**	**.215**

ACOSTA, JORGE LUIS — CATCHER

HEIGHT: 5-11 **BATS:** R **BORN:** 10/3/1996 in Espaillat, Moca, DR
WEIGHT: 207 **THROWS:** R **RESIDES:** Espillat, Moca, DR
SIGNED BY: Manuel Luciano **SCHOOL:** - -
HOW OBTAINED: Signed as an undrafted free agent, July, 2, 2014.

YEAR	TEAM	AVG	G	AB	R	H	2B	3B	HR	RBI	SH	SF	HB	BB	SO	SB	CS	E	OBP
2015	DSL Twins	.253	29	75	8	19	2	0	0	13	0	2	1	20	15	2	2	0	.408
Minor League Totals		**.253**	**29**	**75**	**8**	**19**	**2**	**0**	**0**	**13**	**0**	**2**	**1**	**20**	**15**	**2**	**2**	**0**	**.408**

ACOSTA, MELVI JOSE — PITCHER

HEIGHT: 6-1 **BATS:** R **BORN:** 6/2/1995 in Guiria, Sucre, VZ
WEIGHT: 188 **THROWS:** R **RESIDES:** San Felix, Bolivar, VZ
SIGNED BY: Jose Leon **SCHOOL:** - -
HOW OBTAINED: Signed as an undrafted free agent, September 29, 2015.

YEAR	TEAM	W-L	ERA	G	GS	CG	SH	SV	IP	H	R	ER	HR	HB	BB	SO	WP	BK	BAA

2016 will be his first season in professional baseball.

ADAM, JASON KENDALL — PITCHER

HEIGHT: 6-4 **BATS:** R **BORN:** 8/4/1991 in Omaha, NE
WEIGHT: 231 **THROWS:** R **RESIDES:** Overland Park, KS
ORIGINALLY SIGNED BY: Kansas City as an undrafted free agent, August 16, 2010. **SCHOOL:** Blue Valley Northwest (KS) High School
HOW OBTAINED: Trade with Kansas City in exchange for Josh Willingham, August 11, 2014.

2015: Missed entire season due to right elbow injury...**2014:** Began the season with Double-A Northwest Arkansas and made 19 appearances (18 starts) before being transferred to Triple-A Omaha...made eight relief appearances for the Storm Chasers and was traded to Minnesota in exchange for Josh Willingham August 11...reported to Double-A New Britain and made two appearances (1 start)...pitched for the Salt River Rafters in the Arizona Fall League going 1-1, 5.40 ERA (13.1 IP, 8 ER) in 10 relief outings...finished the season going 6-10, 4.77 ERA (134.0 IP, 71 ER) between AFL and three minor league stops...**2013:** Rated as the ninth best prospect in the Royals organization by *Baseball America* entering the season...spent the entire season at Double-A Northwest Arkansas...ranked third in the Texas

ADAM continued...

League in strikeouts (126), tied for fifth in starts (26) and ranked sixth in innings pitched (144.0)...dropped his first seven decisions but went 8-4, 4.22 ERA (91.2 IP, 43 ER) after June 1...finished strong, going 4-1, 2.70 ERA (40.0 IP, 12 ER) in his final seven starts...made seven starts for the Peoria Javelinas in the Arizona Fall League...**2012:** Pitched for Single-A Wilmington, making a career high 27 starts...tied for third in the Carolina League in strikeouts (123) and sixth in ERA (3.53)...rated by *Baseball America* as Kansas City's eighth best prospect entering 2012...**PERSONAL:** Jason Kendall Adam...graduated from Blue Valley Northwest High School in Overland Park, KS...named honorable mention Rawlings Preseason All-America in 2010...earned First-Team All-State honors in Class 6A as a senior, going 4-3, 1.51 ERA and 79 strikeouts in 41.2 IP...turned down a scholarship offer from the University of Missouri to sign with the Royals...older sister, Kari, lettered in soccer at Missouri.

YEAR	TEAM	W-L	ERA	G	GS	CG	SH	SV	IP	H	R	ER	HR	HB	BB	SO	WP	BK	BAA
2011	Kane County	6-9	4.23	21	21	0	0	0	104.1	94	60	49	9	6	25	76	3	1	.235
2012	Wilmington	7-12	3.53	27	27	0	0	0	158.0	148	73	62	18	13	36	123	3	0	.251
2013	NW Arkansas	8-11	5.19	26	26	0	0	0	144.0	153	98	83	12	15	54	126	8	1	.277
2014	NW Arkansas	4-8	5.03	19	18	0	0	0	98.1	107	62	55	9	5	30	89	5	0	.279
	Omaha	1-1	2.35	8	0	0	0	0	15.1	17	4	4	0	3	4	11	1	0	.288
	New Britain	0-0	5.14	2	1	0	0	0	7.0	10	4	4	0	0	2	3	1	0	.333
2015	DID NOT PLAY - INJURED																		
Minor League Totals		**26-41**	**4.39**	**103**	**93**	**0**	**0**	**0**	**527.0**	**529**	**301**	**257**	**48**	**42**	**151**	**428**	**21**	**2**	**.263**

ALVAREZ, JHONATHAN DAVID — CATCHER

HEIGHT: 6-0 **BATS:** R **BORN:** 2/18/1996 in Merida, VZ
WEIGHT: 218 **THROWS:** R **RESIDES:** Merida, VZ
SIGNED BY: Jose Leon **SCHOOL:** - -
HOW OBTAINED: Signed as an undrafted free agent, July 9, 2012.

YEAR	TEAM	AVG	G	AB	R	H	2B	3B	HR	RBI	SH	SF	HB	BB	SO	SB	CS	E	OBP
2013	DSL Twins	.138	34	87	10	12	3	0	1	6	0	0	4	13	31	1	2	4	.279
2014	DSL Twins	.211	34	109	14	23	1	1	0	9	1	0	2	20	27	0	2	8	.344
2015	DSL Twins	.250	39	128	19	32	7	0	3	15	2	1	5	11	18	2	2	15	.331
Minor League Totals		**.207**	**107**	**324**	**43**	**67**	**11**	**1**	**4**	**30**	**3**	**1**	**11**	**44**	**76**	**3**	**6**	**27**	**.321**

ANDERSON, NICK PAUL — PITCHER

HEIGHT: 6-5 **BATS:** R **BORN:** 7/5/1990 in Crosby, MN
WEIGHT: 200 **THROWS:** R **RESIDES:** Brainerd, MN
SIGNED BY: Bill Milos **SCHOOL:** Mayville State University (ND)
HOW OBTAINED: Signed as an undrafted free agent, August 7, 2015.

2015: Signed with the Twins out of the Independent Frontier League on August 7 after going 2-0, 0.65 ERA (27.2 IP, 2 ER) with 13 saves, six walks and 35 strikeouts for the Frontier Greys...made nine appearances for Single-A Cedar Rapids, including converting all four of his save opportunities...did not walk a batter in 12.0 innings while striking out 12...**2014:** Did not play professional baseball...**2013:** Played in the Independent Frontier League for Rockford...**2012:** Played in the Independent Frontier League for Rockford...**PERSONAL:** Originally selected by the Brewers in the 32nd round of the 2012 First-Year Player Draft but did not sign...played collegiate baseball at Mayville State University (ND), where he was First-Team All-Conference in 2012 after posting a 1.95 ERA (60.0 IP, 13 ER) with nine walks and 70 strikeouts...began his collegiate career playing three seasons at St. Cloud State before transferring to Mayville State.

YEAR	TEAM	W-L	ERA	G	GS	CG	SH	SV	IP	H	R	ER	HR	HB	BB	SO	WP	BK	BAA
2012	Rockford	1-4	7.71	7	7	0	0	0	32.2	42	35	28	5	0	21	20	4	0	.---
2013	Rockford	5-10	6.42	16	16	0	0	0	81.1	94	67	58	11	5	38	69	11	0	.---
2015	Frontier	2-0	0.65	25	0	0	0	13	27.2	17	2	2	0	0	6	35	0	0	.---
2015	Cedar Rapids	0-1	0.75	9	0	0	0	4	12.0	7	1	1	1	1	0	12	0	0	.167
Independent League Totals		**8-14**	**5.59**	**48**	**23**	**0**	**0**	**13**	**141.2**	**153**	**104**	**88**	**16**	**5**	**65**	**124**	**15**	**0**	**.---**
Minor League Totals		**0-1**	**0.75**	**9**	**0**	**0**	**0**	**4**	**12.0**	**7**	**1**	**1**	**1**	**1**	**0**	**12**	**0**	**0**	**.167**

ANDRADE, JORGE ALEXANDER — SHORTSTOP

HEIGHT: 5-10 **BATS:** S **BORN:** 12/7/1994 in San Jose, VZ
WEIGHT: 170 **THROWS:** R **RESIDES:** Zulia, VZ
SIGNED BY: Jose Leon **SCHOOL:** - -
HOW OBTAINED: Signed as an undrafted free agent, September 2, 2011.

2015: Spent his first season with the GCL Twins...played in games at second base, third base, shortstop and outfield...**2014:** Spent his third season with the DSL Twins setting career marks in nearly every offensive category...tied for the team lead in stolen bases...named to the DSL All-Star team...**2013:** Placed on 60-day disabled list in early July with a right hand fracture and missed the remainder of the season.

YEAR	TEAM	AVG	G	AB	R	H	2B	3B	HR	RBI	SH	SF	HB	BB	SO	SB	CS	E	OBP
2012	DSL Twins	.236	39	110	17	26	3	0	2	21	3	0	3	12	26	4	4	13	.328
2013	DSL Twins	.179	11	28	10	5	1	1	0	4	1	0	0	9	8	3	4	3	.378
2014	DSL Twins	.287	51	174	38	50	5	8	0	18	3	2	4	26	53	22	6	5	.388
2015	GCL Twins	.162	45	105	12	17	1	0	0	6	0	0	2	11	31	11	3	7	.254
Minor League Totals		**.235**	**146**	**417**	**77**	**98**	**10**	**9**	**2**	**49**	**7**	**2**	**9**	**58**	**118**	**40**	**17**	**28**	**.340**

APONTE, CARLOS LUIS — PITCHER

HEIGHT: 5-11 **BATS:** R **BORN:** 9/13/1995 in Caricuao, VZ
WEIGHT: 209 **THROWS:** R **RESIDES:** Caracas, VZ
SIGNED BY: Jose Leon **SCHOOL:** - -
HOW OBTAINED: Signed as an undrafted free agent, April 9, 2013.

2015: Missed entire season due to right elbow injury...**2014:** Led DSL relievers in innings and led team in appearances...went 1-0, 1.10 ERA (16.1 IP, 2 ER) in eight post-ASG appearances...**2013:** Led DSL Twins in wins in first professional season.

APONTE continued...

YEAR	TEAM	W-L	ERA	G	GS	CG	SH	SV	IP	H	R	ER	HR	HB	BB	SO	WP	BK	BAA
2013	DSL Twins	6-3	4.41	19	3	0	0	0	34.2	40	27	17	0	6	11	24	3	0	.292
2014	DSL Twins	3-4	2.89	23	0	0	0	2	43.2	37	18	14	2	7	24	26	6	0	.237
2015									DID NOT PLAY - INJURED										
Minor League Totals		**9-7**	**3.56**	**42**	**3**	**0**	**0**	**2**	**78.1**	**77**	**45**	**31**	**2**	**13**	**35**	**50**	**9**	**0**	**.263**

ARIAS, JEAN CARLOS DE JESUS (JEAN CARLOS) — OUTFIELDER

HEIGHT: 5-11 **BATS:** L **BORN:** 1/14/1998 in Santiago de los Caballeros, Santiago, DR
WEIGHT: 171 **THROWS:** L **RESIDES:** Licey, Santiago, DR
SIGNED BY: Manuel Luciano **SCHOOL:** - -
HOW OBTAINED: Signed as an undrafted free agent, July 2, 2014.

2015: Spent first professional season with the DSL Twins where he led the club in average, RBI, doubles and triples, and was second in runs scored...his nine triples were the second most in the DSL.

YEAR	TEAM	AVG	G	AB	R	H	2B	3B	HR	RBI	SH	SF	HB	BB	SO	SB	CS	E	OBP
2015	DSL Twins	.311	44	164	41	51	13	9	2	37	1	4	2	18	30	11	6	4	.378
Minor League Totals		**.311**	**44**	**164**	**41**	**51**	**13**	**9**	**2**	**37**	**1**	**4**	**2**	**18**	**30**	**11**	**6**	**4**	**.378**

ARRAEZ, LUIS SANGEL — INFIELDER

HEIGHT: 5-10 **BATS:** L **BORN:** 4/9/1997 in San Felipe, Yaracuy, VZ
WEIGHT: 177 **THROWS:** R **RESIDES:** San Felipe, Yaracuy, VZ
SIGNED BY: Jose Leon **SCHOOL:** - -
HOW OBTAINED: Signed as an undrafted free agent, November 5, 2013.

2015: Spent first season with the GCL Twins...led the GCL in games and at-bats, was second in doubles, third in hits, fourth in total bases (81) and sixth in batting average...his 23.30 TPA/SO ratio was the highest in the GCL and third highest in all of the minor leagues...also led the GCL Twins in runs and RBI...played in 57 of the Twins 59 games...named a GCL Postseason All-Star and *Baseball America* Rookie All-Star...named the second baseman on the Twins Organization All-Star team by MiLB.com...played for Navegantes del Magallanes in the Venezuelan Winter League.

YEAR	TEAM	AVG	G	AB	R	H	2B	3B	HR	RBI	SH	SF	HB	BB	SO	SB	CS	E	OBP
2014	DSL Twins	.348	31	115	23	40	6	0	0	15	1	1	2	16	9	10	5	4	.433
2015	GCL Twins	.309	57	207	23	64	15	1	0	19	2	1	4	19	10	8	8	4	.377
Minor League Totals		**.323**	**88**	**322**	**46**	**104**	**21**	**1**	**0**	**34**	**3**	**2**	**6**	**35**	**19**	**18**	**13**	**8**	**.397**

BALAN, VADIM — PITCHER

HEIGHT: 6-1 **BATS:** R **BORN:** 5/25/1993 in Tiraspol, Moldova
WEIGHT: 198 **THROWS:** R **RESIDES:** Tiraspol, Moldova
SIGNED BY: Glenn Godwin **SCHOOL:** - -
HOW OBTAINED: Signed as an undrafted free agent, June 1, 2015.
PERSONAL: Is the first player ever to sign from Moldova...pitched for the Ostrava Arrows in the Czech Extraleague...was in the MLB European Academy in 2013.

YEAR	TEAM	W-L	ERA	G	GS	CG	SH	SV	IP	H	R	ER	HR	HB	BB	SO	WP	BK	BAA
2015	GCL Twins	0-0	0.00	1	0	0	0	0	1.2	0	0	0	0	1	0	4	0	0	.000
Minor League Totals		**0-0**	**0.00**	**1**	**0**	**0**	**0**	**0**	**1.2**	**0**	**0**	**0**	**0**	**1**	**0**	**4**	**0**	**0**	**.000**

BALBUENA, ERICK MANUEL — PITCHER

HEIGHT: 6-3 **BATS:** R **BORN:** 6/4/1996 in Nagua, DR
WEIGHT: 188 **THROWS:** R **RESIDES:** Nagua, DR
SIGNED BY: Fred Guerrero **SCHOOL:** - -
HOW OBTAINED: Signed as an undrafted free agent, September 3, 2013.

YEAR	TEAM	W-L	ERA	G	GS	CG	SH	SV	IP	H	R	ER	HR	HB	BB	SO	WP	BK	BAA
2014	DSL Twins	1-2	7.17	17	0	0	0	1	21.1	15	25	17	0	4	23	22	16	0	.183
2015	DSL Twins	1-1	10.80	18	0	0	0	0	21.2	33	32	26	2	5	19	11	14	1	.367
Minor League Totals		**2-3**	**9.00**	**35**	**0**	**0**	**0**	**1**	**43.0**	**48**	**57**	**43**	**2**	**9**	**42**	**33**	**30**	**1**	**.279**

BARD, LUKE FRANCIS — PITCHER

HEIGHT: 6-3 **BATS:** R **BORN:** 11/13/1990 in Charlotte, NC
WEIGHT: 202 **THROWS:** R **RESIDES:** Orange Park, FL
SIGNED BY: Jack Powell **SCHOOL:** Georgia Tech
HOW OBTAINED: Selected by Twins in compensation round pick (42nd overall) in the 2012 First-Year Player Draft.

2015: Spent the entire season with Single-A Cedar Rapids...set career-highs in every category...began the season earning three wins in his first five appearances...won seven straight games from May 24 to August 13...tossed at least 1.0 inning in each of his 28 appearances, including more than 1.0 inning in 20 appearances...**2014:** Missed entire season due to injury...had arthroscopic shoulder surgery in his labrum following 2013 season...**2013:** Ranked 14th among Twins prospects by MLB.com entering the 2013 season...ranked the 23rd best prospect in the Twins system by *Baseball America* entering 2014...**2012:** Ranked 23rd best prospect in Twins organization by *Baseball America* entering the 2013 season...Ranked as the 12th best prospect in the Twins organization by *Baseball America* entering 2012...**PERSONAL:** Brother of former major leaguer Daniel Bard...father played at Tufts University and also in the Orioles and Dodgers organizations...originally selected by the Red Sox in the 16th round of the 2009 Draft...posted a 0.99 ERA in 27.1 innings as a senior at Georgia Tech in 2012, both as a starter and a reliever...had 26 strikeouts, six walks and zero home runs allowed...as a sophomore in 2011 posted a 2.72 ERA with eight saves, 46 strikeouts, 19 walks and only two home runs allowed in 49.2 innings...*Baseball America* rated him as the 11th best prospect in the Atlantic Coast Conference heading into the season 2011 season...a three-sport standout at Charlotte Christian School as a four-year letterwinner in baseball and football, and a two-year letterwinner in basketball for coach Shan Brown...two-year captain of the baseball team...earned Louisville Slugger and National Christian School Athletic Association All-America honors as a senior...named North Carolina Independent Schools Athletic Association Player of the Year and Charlotte Weekly Player of the Year in 2009 after posting a perfect 10-0 record with 90 strikeouts and a 0.37 ERA ...also hit .336 with four home runs at the plate...team posted a 30-3 record and finished the season ranked No. 13 in the nation, according to *Baseball America*...a three-time All-State and All-Conference performer helped his high school win two state championships (2007 and 09)...a highly-touted quarterback in high school, threw for 45 career touchdowns and ran for another 13 while leading his team to the 2009 state title.

BARD continued...

YEAR	TEAM	W-L	ERA	G	GS	CG	SH	SV	IP	H	R	ER	HR	HB	BB	SO	WP	BK	BAA
2012	Elizabethton	0-0	0.00	4	0	0	0	1	3.0	2	0	0	0	0	2	4	0	0	.200
	GCL Twins	0-0	6.75	3	1	0	0	0	4.0	3	3	3	0	1	5	3	0	0	.231
2013	GCL Twins	0-0	12.00	4	0	0	0	0	3.0	5	5	4	0	0	3	1	0	0	.333
	Elizabethton	1-0	1.08	7	0	0	0	0	8.1	2	1	1	0	1	6	6	1	0	.091
	Ft. Myers	0-0	0.00	1	0	0	0	0	1.0	0	0	0	0	0	0	2	0	0	.000
2014	DID NOT PLAY - INJURED																		
2015	Cedar Rapids	7-1	2.41	28	0	0	0	0	52.1	45	15	14	1	5	15	47	4	0	.234
Minor League Totals		**8-1**	**2.76**	**47**	**1**	**0**	**0**	**1**	**71.2**	**57**	**24**	**22**	**1**	**7**	**31**	**63**	**5**	**0**	**.224**

BAXENDALE, DOUGLAS JAMES (D.J.) — PITCHER

HEIGHT: 6-2 **BATS:** R **BORN:** 12/8/1990 in Arkadelphia, AR
WEIGHT: 210 **THROWS:** R **RESIDES:** Rogers, AR
SIGNED BY: J.R. DiMercurio **SCHOOL:** University of Arkansas
HOW OBTAINED: Selected by Twins in 10th round of 2012 First-Year Player Draft.

2015: Spent the entire season with Double-A Chattanooga making 23 appearances (21 starts)...won three of his first six starts and three of his last five starts on the season...led the Lookouts in starts and innings pitched, and was tied second in strikeouts...pitched for Aguilas del Zulia in the Venezuelan Winter League...**2014:** Began season at Double-A New Britain and made four straight starts before moving to the bullpen...went 0-3, 6.64 ERA (20.1 IP, 15 ER) in those four starts...allowed one run in 4.2 innings of relief for the Rock Cats...transferred to Single-A Ft. Myers June 1 and made 11 straight starts, including a 7.0-inning complete game July 13...named the Twins minor league Player of the Week June 20 after tossing a 6.0-inning shutout, allowing four hits and no walks while striking out five...placed on the disabled list July 25, made two rehab outings with the GCL Twins and was reinstated August 21...was the starter in both of the Miracle's series-clinching wins, leading to the FSL crown...finished the postseason going 1-0, 0.00 (12.2 IP) with four walks and 12 strikeouts...**2013:** Began season at Single-A Ft. Myers where he won seven of his nine starts, not allowing more than two runs in any start and tossing at least 5.0 innings in each start...was named the Florida State League Pitcher of the Week May 12 after tossing 14.0 scoreless innings in two starts with 16 strikeouts and one walk...named a Florida State League Midseason All-Star...transferred to Double-A New Britain where he finished the season making 16 starts, third-most among all Rock Cats starters...tossed first career complete game August 13...12 wins were most in the Twins minor league system and his 112 strikeouts were fourth most...**PERSONAL:** Attended the University of Arkansas where he was named preseason SEC Pitcher of the Year as a junior in 2012...went 8-5, 3.11 ERA in his final season with the Razorbacks, leading the team in starts (20), innings (107.0) and strikeouts (96)...was named by College Baseball Daily as a Second-Team All-American.

YEAR	TEAM	W-L	ERA	G	GS	CG	SH	SV	IP	H	R	ER	HR	HB	BB	SO	WP	BK	BAA
2012	Elizabethton	0-0	0.00	6	0	0	0	0	7.2	1	0	0	0	0	1	16	1	0	.042
	Beloit	0-0	1.64	11	0	0	0	2	11.0	12	3	2	0	0	1	15	0	0	.279
2013	Ft. Myers	7-0	1.10	9	9	0	0	0	57.1	34	9	7	2	2	11	48	3	0	.171
	New Britain	5-7	5.63	16	16	1	0	0	92.2	110	65	58	13	2	22	64	6	1	.293
2014	New Britain	0-3	5.76	7	4	0	0	0	25.0	32	20	16	2	0	5	14	0	0	.311
	GCL Twins	0-0	0.00	2	1	0	0	0	7.0	1	1	0	0	0	2	8	0	0	.045
	Ft. Myers	4-4	6.02	11	11	1	0	0	58.1	70	39	39	7	4	12	41	3	0	.297
2015	Chattanooga	7-5	3.80	23	21	0	0	0	118.1	126	53	50	8	2	40	92	3	0	.273
Minor League Totals		**23-19**	**4.10**	**85**	**62**	**2**	**0**	**2**	**377.1**	**386**	**190**	**172**	**32**	**10**	**94**	**298**	**16**	**1**	**.263**

BELLORIN, LUIS ALFREDO — PITCHER

HEIGHT: 6-1 **BATS:** L **BORN:** 9/18/1997 in Cumana, Sucre, VZ
WEIGHT: 167 **THROWS:** L **RESIDES:** Sucre, VZ
SIGNED BY: Jose Leon **SCHOOL:** - -
HOW OBTAINED: Signed as an undrafted free agent, July 9, 2014.

YEAR	TEAM	W-L	ERA	G	GS	CG	SH	SV	IP	H	R	ER	HR	HB	BB	SO	WP	BK	BAA
2015	DSL Twins	2-3	4.00	18	0	0	0	1	36.0	35	23	16	0	1	21	28	13	0	.254
Minor League Totals		**2-3**	**4.00**	**18**	**0**	**0**	**0**	**1**	**36.0**	**35**	**23**	**16**	**0**	**1**	**21**	**28**	**13**	**0**	**.254**

BENCOMO, OMAR — PITCHER

HEIGHT: 6-1 **BATS:** R **BORN:** 2/10/1989 in Valencia, Estado Carabobo, VZ
WEIGHT: 228 **THROWS:** R **RESIDES:** Valencia, Estado Carabobo, VZ
ORIGINALLY SIGNED BY: Tampa Bay as an undrafted free agent, January 29, 2007. **SCHOOL:** - -
HOW OBTAINED: Signed as a minor league free agent, August 6, 2015.

2015: Began his first season playing in Independent League baseball...combined to go 6-1, 3.19 ERA (84.2 IP, 30 ER) with Wichita and Larado...signed by the Twins as a minor league free agent in August and reported to Ft. Myers...played for Margarita in the Venezuelan Winter League...**2014:** Played for Margarita in the Venezuelan Winter League, going 3-2, 5.30 ERA (35.2 IP, 21 ER) in 19 appearances (3 starts)...**2013:** Pitched for Margarita in the Venezuelan Winter League, going 0-1, 5.17 ERA (15.2 IP, 9 ER) in five appearances (3 starts)...**2012:** Did not play professional baseball...**2011:** Spent entire season with Single-A Bowling Green...released following the season...played for Navegantes del Magallanes in the Venezuelan Winter League...**2008:** Led VSL in innings pitched...**2007:** Named VSL Rays Pitcher of the Year.

BENCOMO continued...

YEAR	TEAM	W-L	ERA	G	GS	CG	SH	SV	IP	H	R	ER	HR	HB	BB	SO	WP	BK	BAA
2007	VSL Devil Rays/Reds	2-3	2.89	12	8	0	0	0	46.2	53	24	15	2	6	6	31	1	0	.288
2008	VSL Rays	1-6	4.45	15	8	0	0	0	60.2	68	36	30	4	7	3	55	5	0	.274
2009	Princeton	2-1	3.47	9	9	0	0	0	36.1	37	20	14	5	1	5	29	1	0	.253
2010	Hudson Valley	1-3	4.60	15	3	0	0	0	47.0	42	29	24	4	3	7	41	1	0	.228
2011	Bowling Green	4-5	3.97	38	0	0	0	0	79.1	87	38	35	11	4	13	52	2	2	.281
2012							-- DID NOT PLAY --												
2013							-- DID NOT PLAY --												
2014							-- DID NOT PLAY --												
2015	Wichita	4-1	3.81	9	9	0	0	0	56.2	52	27	24	3	1	12	56	10	1	.---
	Laredo	2-0	1.93	4	4	0	0	0	28.0	30	9	6	1	1	4	16	2	0	.---
	Ft. Myers	1-1	1.50	3	3	0	0	0	18.0	11	6	3	0	1	5	5	1	0	.180
Minor League Totals		**11-19**	**3.78**	**92**	**31**	**0**	**0**	**0**	**288.0**	**298**	**153**	**121**	**26**	**22**	**39**	**213**	**11**	**2**	**.263**
Independent League Totals		**6-1**	**3.19**	**13**	**13**	**0**	**0**	**0**	**84.2**	**82**	**36**	**30**	**4**	**2**	**16**	**72**	**12**	**1**	**.---**

BENSON, WILLIAM JOSEPH (JOE) — OUTFIELDER

SEE PAGES 32-33

BERESFORD, JAMES RICHARD — INFIELDER

SEE PAGES 34-35

BERMUDEZ, JOSE ALBERTO — OUTFIELDER

HEIGHT: 6-4 **BATS:** R **BORN:** 1/8/1998 in Maracaibo, VZ
WEIGHT: 190 **THROWS:** R **RESIDES:** Maracaibo, VZ
SIGNED BY: Marlon Nava **SCHOOL:** - -
HOW OBTAINED: Signed as an undrafted free agent, July 15, 2014.

2014: Played for Zulia in the Venezuelan Winter League.

YEAR	TEAM	AVG	G	AB	R	H	2B	3B	HR	RBI	SH	SF	HB	BB	SO	SB	CS	E	OBP
2015	DSL Twins	.114	37	105	10	12	0	0	2	8	0	3	1	16	38	1	2	2	.232
Minor League Totals		**.114**	**37**	**105**	**10**	**12**	**0**	**0**	**2**	**8**	**0**	**3**	**1**	**16**	**38**	**1**	**2**	**2**	**.232**

BERRIOS, JOSE ORLANDO — PITCHER

SEE PAGES 36-37

BLANKENHORN, TRAVIS — INFIELDER

HEIGHT: 6-2 **BATS:** L **BORN:** 8/3/1996 in Pottsville, PA
WEIGHT: 208 **THROWS:** R **RESIDES:** Pottsville, PA
SIGNED BY: Jay Weitzel **SCHOOL:** Pottsville Area (PA) HS
HOW OBTAINED: Selected by Twins in 3rd round of 2015 First-Year Player Draft.

2015: Began his professional career with the GCL Twins...first career hit was a triple in his first game...transferred to Rookie Elizabethton July 11 and finished the season there...played solely third base with Elizabethton after seeing time at first base, third base, shortstop and leftfield with the GCL Twins...rated as the 26th best prospect in the Twins system by *Baseball America* following the season...**PERSONAL:** As a high school shortstop committed to play at the University of Kentucky... was ranked as the 75th overall prospect by *Baseball America* entering the draft and was listed as a "sleeper prospect" at third base by *Bleacher Report*...was a Perfect Game First-Team All-American...also played basketball at Pottsville HS, where he averaged 16.3 points-per-game, and football, where he accumulated 1,211 yards and eight touchdowns as a wide receiver...hit .467 (35-for-75) with six doubles, five triples, six home runs, 11 stolen bases and 24 RBI as a senior in 2015.

YEAR	TEAM	AVG	G	AB	R	H	2B	3B	HR	RBI	SH	SF	HB	BB	SO	SB	CS	E	OBP
2015	GCL Twins	.245	14	49	6	12	4	2	0	3	0	0	2	7	11	2	0	0	.362
	Elizabethton	.243	39	144	14	35	3	0	3	20	1	0	2	11	32	1	0	7	.306
Minor League Totals		**.244**	**53**	**193**	**20**	**47**	**7**	**2**	**3**	**23**	**1**	**0**	**4**	**18**	**43**	**3**	**0**	**7**	**.321**

BOOSER, CAMERON JOSEPH — PITCHER

HEIGHT: 6-4 **BATS:** L **BORN:** 5/4/1992 in Seattle, WA
WEIGHT: 228 **THROWS:** L **RESIDES:** Milton, WA
SIGNED BY: Trevor Brown **SCHOOL:** Central Arizona College
HOW OBTAINED: Signed as an undrafted free agent, August 12, 2013.

2015: Spent the entire season with Single-A Cedar Rapids...converted 10-of-13 save opportunities, second most saves on the team...named Midwest League Midseason All-Star after going 1-1, 1.57 ERA (28.2 IP, 5 ER) with seven saves in 21 first half appearances...placed on the disabled list August 4 and missed the remainder of the season due to a left shoulder injury...**2014:** Spent the entire season with Rookie Elizabethton...posted a 2.01 ERA in 19 appearances, walking 14 and striking out 42 for a strikeout-per-9.0 inning rate of 12.06.

YEAR	TEAM	W-L	ERA	G	GS	CG	SH	SV	IP	H	R	ER	HR	HB	BB	SO	WP	BK	BAA
2013	GCL Twins	0-0	2.45	3	0	0	0	0	3.2	3	2	1	0	0	0	3	0	0	.200
2014	Elizabethton	1-5	2.01	19	0	0	0	2	31.1	28	22	7	0	2	14	42	5	1	.231
2015	Cedar Rapids	1-2	3.72	32	0	0	0	10	46.0	31	23	19	1	1	40	64	9	2	.194
Minor League Totals		**2-7**	**3.00**	**54**	**0**	**0**	**0**	**12**	**81.0**	**62**	**47**	**27**	**1**	**3**	**54**	**109**	**14**	**3**	**.209**

BOSHERS, JEFFREY ALAN (BUDDY) — PITCHER

SEE PAGES 38-39

BRITTON, BUCHANAN CLYDE (BUCK) — INFIELDER

SEE PAGES 40-41

BURDI, NICHOLAS EDWARD (NICK) — PITCHER

SEE PAGE 42

CABBAGE, TREY AARON — INFIELDER

HEIGHT: 6-3 **BATS:** L **BORN:** 5/3/1997 in Knoxville, TN
WEIGHT: 204 **THROWS:** R **RESIDES:** Blaine, TN
SIGNED BY: Alan Sandberg **SCHOOL:** Grainger (TN) High School
HOW OBTAINED: Selected by Twins in 4th round of 2015 First-Year Player Draft.

2015: Spent entire season with the GCL Twins as the primary third baseman...**PERSONAL:** Ranked as the 72nd best prospect entering the draft by MLB.com and 111th by *Baseball America*...was a four-year multi-sport athlete in baseball and basketball for Grainger High School...hit .464 with 11 doubles, six triples, eight home runs and 50 RBI as a junior, and also stole 23 bases...on the mound, posted a 2.06 ERA with 106 strikeouts...was named a three-time All-District and All-State player, as well as Freshman of the Year in 2012...played travel ball with the Team Elite Roadrunners and was a 2014 Perfect Game Preseason Championship participant with Team Elite.

YEAR	TEAM	AVG	G	AB	R	H	2B	3B	HR	RBI	SH	SF	HB	BB	SO	SB	CS	E	OBP
2015	GCL Twins	.252	33	119	8	30	2	0	0	13	0	1	2	7	37	1	5	7	.302
Minor League Totals		**.252**	**33**	**119**	**8**	**30**	**2**	**0**	**0**	**13**	**0**	**1**	**2**	**7**	**37**	**1**	**5**	**7**	**.302**

CABRERA, ROBENER — PITCHER

HEIGHT: 6-3 **BATS:** R **BORN:** 1/25/1994 in Santiago de los Caballeros, DR
WEIGHT: 230 **THROWS:** R **RESIDES:** Santiago de los Caballeros, DR
SIGNED BY: Fred Guerrero **SCHOOL:** - -
HOW OBTAINED: Signed as an undrafted free agent, February 1, 2013.

YEAR	TEAM	W-L	ERA	G	GS	CG	SH	SV	IP	H	R	ER	HR	HB	BB	SO	WP	BK	BAA
2013	DSL Twins	1-2	4.66	20	2	0	0	2	36.2	34	23	19	0	4	12	26	9	0	.239
2014	DSL Twins	3-3	4.03	15	5	0	0	0	44.2	36	23	20	0	6	17	42	7	0	.228
2015	DSL Twins	1-1	8.10	4	0	0	0	0	6.2	8	6	6	2	0	2	1	2	0	.296
Minor League Totals		**5-6**	**4.60**	**39**	**7**	**0**	**0**	**2**	**88.0**	**78**	**52**	**45**	**2**	**10**	**31**	**69**	**18**	**0**	**.239**

CALCANO, MARIANO ALBERTO — INFIELDER

HEIGHT: 6-3 **BATS:** R **BORN:** 9/19/1996 in La Romana, DR
WEIGHT: 220 **THROWS:** R **RESIDES:** La Romana, DR
SIGNED BY: Fred Guerrero **SCHOOL:** - -
HOW OBTAINED: Signed as an undrafted free agent, December 16, 2015.

YEAR	TEAM	AVG	G	AB	R	H	2B	3B	HR	RBI	SH	SF	HB	BB	SO	SB	CS	E	OBP

2016 will be his first season in professional baseball.

CAMACHO, KERBY JORDAN — CATCHER

HEIGHT: 5-10 **BATS:** S **BORN:** 11/24/1997 in Arecibo, PR
WEIGHT: 175 **THROWS:** R **RESIDES:** Camuy, PR
SIGNED BY: Freddie Thon **SCHOOL:** Carlos Beltran Baseball Academy (PR)
HOW OBTAINED: Selected by Twins in 11th round of 2015 First-Year Player Draft.

2015: Began professional career with GCL Twins...first career hit was a grand slam in his second career game.

YEAR	TEAM	AVG	G	AB	R	H	2B	3B	HR	RBI	SH	SF	HB	BB	SO	SB	CS	E	OBP
2015	GCL Twins	.093	19	54	2	5	1	0	1	5	0	0	1	4	13	0	0	0	.169
Minor League Totals		**.093**	**19**	**54**	**2**	**5**	**1**	**0**	**1**	**5**	**0**	**0**	**1**	**4**	**13**	**0**	**0**	**0**	**.169**

CASTRO, CRISTIAN FERNANDO — PITCHER

HEIGHT: 6-3 **BATS:** R **BORN:** 4/21/1998 in Mao, Valverde, DR
WEIGHT: 210 **THROWS:** R **RESIDES:** Mao, Valverde, DR
SIGNED BY: Eduardo Soriano **SCHOOL:** - -
HOW OBTAINED: Signed as an undrafted free agent, January 13, 2016.

YEAR	TEAM	W-L	ERA	G	GS	CG	SH	SV	IP	H	R	ER	HR	HB	BB	SO	WP	BK	BAA

2016 will be his first season in professional baseball.

CAVANESS, CHRISTIAN KENNETH PAUL — OUTFIELDER

HEIGHT: 6-2 **BATS:** L **BORN:** 3/16/1994 in Cape Girardeau, MO
WEIGHT: 187 **THROWS:** L **RESIDES:** Cape Girardeau, MO
SIGNED BY: Trevor Brown **SCHOOL:** Lindenwood University (IL)
HOW OBTAINED: Signed as an undrafted free agent, July 28, 2015.

2015: Began professional career with the GCL Twins...transferred to Rookie Elizabethton August 28...**PERSONAL:** Attended Lindenwood University (IL) from 2013-15...as a junior in 2015 led the team in batting average (.395), hits (66), runs (64), triples (10), home runs (11), total bases (129), RBI (48), walks (33) and stolen bases (23-25)...was a three time American Midwest Conference Player of the Week...set single season records in hits, games played, runs, triples, home runs, RBI, stolen bases and total bases...All-AMC First-Team...AMC Gold Glove Award.

YEAR	TEAM	AVG	G	AB	R	H	2B	3B	HR	RBI	SH	SF	HB	BB	SO	SB	CS	E	OBP
2015	GCL Twins	.333	20	54	11	18	6	3	0	8	0	0	2	7	13	5	2	0	.429
	Elizabethton	.273	4	11	2	3	0	1	0	2	0	0	0	2	3	1	1	0	.385
Minor League Totals		**.323**	**24**	**65**	**13**	**21**	**6**	**4**	**0**	**10**	**0**	**0**	**2**	**9**	**16**	**6**	**3**	**0**	**.421**

CEDEROTH, MICHAEL SEAN — PITCHER

HEIGHT: 6-6 **BATS:** R **BORN:** 11/25/1992 in Santa Ana, CA
WEIGHT: 214 **THROWS:** R **RESIDES:** El Cajon, CA
SIGNED BY: John Leavitt **SCHOOL:** San Diego State University
HOW OBTAINED: Selected by Twins in 3rd round of 2014 First-Year Player Draft.

2015: Spent the entire season with Single-A Cedar Rapids...began the season in the starting rotation, making six straight starts before moving to the bullpen for his final five appearances of the season...posted a 5.00 ERA (27.0 IP, 15 ER) as a starter and a 1.08 ERA (8.1 IP, 1 ER) as a reliever, including walking just two and striking out 11 in relief...placed on the disabled list in early June and missed the remainder of the season...**2014:** Spent his first professional season with Rookie Elizabethton...made 10 straight starts and ended the season with a 1.0-inning relief appearance...struckout seven batters over 4.0 innings August 1...named the 23rd best prospect in the Twins system by *Baseball America* entering 2015...**PERSONAL:** Named a First-Team Louisville Slugger All-American by Collegiate Baseball newspaper and the 46th overall prospect in the draft by *Baseball America*...was the San Diego State closer as a junior in 2014...prior to 2014 season was named to the *Baseball America* Preseason All-America Third Team, the No. 11 junior prospect in the nation by *Baseball America* and was named to the College Sports Madness Preseason All-Mountain West First-Team...posted a 6-2 record with 20 saves, a 2.28 ERA (51.1 IP, 13 ER), 55 strikeouts, 28 walks and a .205 batting average against in 31 appearances (1 start)...was originally selected by Arizona in the 41st round of the 2011 Draft...two-year baseball letterman at Steele Canyon High School in Spring Valley, CA...as a senior went 4-4 with one save and a 2.33 ERA...tossed five complete games and recorded 104 strikeouts over 72.0 innings...was a First-Team All-East County selection...named to All-Grossmont Hills League Second-Team...competed for the Cougars basketball team as a sophomore and junior...named honorable mention all-Grossmont Hills League for the 2009-10 campaign and was a team captain during his junior season.

YEAR	TEAM	W-L	ERA	G	GS	CG	SH	SV	IP	H	R	ER	HR	HB	BB	SO	WP	BK	BAA
2014	Elizabethton	4-2	3.55	11	10	0	0	0	45.2	41	26	18	1	7	18	42	7	0	.227
2015	Cedar Rapids	1-4	4.08	11	6	0	0	0	35.1	33	23	16	2	2	18	37	4	0	.232
Minor League Totals		**5-6**	**3.78**	**22**	**16**	**0**	**0**	**0**	**81.0**	**74**	**49**	**34**	**3**	**9**	**36**	**79**	**11**	**0**	**.229**

CENTENO, JUAN — CATCHER

SEE PAGE 45-46

CHRISTENSEN, CHAD RICHARD — OUTFIELDER

HEIGHT: 6-3 **BATS:** R **BORN:** 10/6/1990 in Cedar Rapids, IA
WEIGHT: 205 **THROWS:** R **RESIDES:** Cedar Rapids, IA
SIGNED BY: Mark Wilson **SCHOOL:** University of Nebraska
HOW OBTAINED: Selected by Twins in 25th round of 2013 First-Year Player Draft.

2015: Spent the entire season with Single-A Ft. Myers as their primary rightfielder...finished second on his team in stolen bases...**2014:** Spent the entire season with Single-A Cedar Rapids...had first multi-homer game May 19, going 4-for-4 with four RBI and three runs...led the team in hits and was second in RBI...stole a team-high 30 bases in 35 attempts, good for second most steals in the Twins farm system...his 84 runs were tied fourth most in the Midwest League...his 73 RBI were fourth most in the Twins system...played in 90 games at first base, 20 in left, 10 in right and six in center...**2013:** Began his professional career with the GCL Twins...**PERSONAL:** Was a First-Team All-Big Ten performer in the outfield for Nebraska in 2013 after being named a First-Team All-Conference infielder in 2012...led the Huskers in seven offensive categories, including batting average (.364), slugging percentage (.453), on-base percentage (.436), runs (45), triples (3), stolen bases (8) and sac flies (6), while ranking second in hits (82), RBI (39), home runs (2) and total bases (102)...hit over .300 for the first time in his career in 2012 with a .311 batting average...in 2010 became Nebraska's starting shortstop the second half of the season, hitting .262 with six homers and 15 RBIs in 42 games, the most home runs by a Husker freshman since Alex Gordon hit seven in 2003...was a four-year performer at Washington High School in Cedar Rapids, IA...finished his career holding school records for batting average (.438), homers (42), RBI (163), hits (208), runs scored (166), walks (66), wins (20) and saves (nine)...named First-Team Super State as a senior shortstop after hitting .524 with 16 homers, 49 RBI, 57 runs scored and 26 stolen bases in helping Washington High School to the state tournament in 2009...earned First-Team Class 4A All-State honors at shortstop as a junior, hitting .565 with 17 homers en route to earning Mississippi Valley Conference MVP honors...was a three-time All-Metro and All-Conference pick, as he hit .408 with seven homers during his sophomore campaign...was a three-sport athlete, as he played basketball and ran track...named All-Metro in basketball during his senior year...was on the honor roll throughout his entire high school career and was a member of the National Honor Society...originally selected by Miami in the 35th round of the 2012 First-Year Player Draft.

YEAR	TEAM	AVG	G	AB	R	H	2B	3B	HR	RBI	SH	SF	HB	BB	SO	SB	CS	E	OBP
2013	GCL Twins	.235	47	162	23	38	7	3	3	21	2	4	4	13	21	4	2	13	.301
2014	Cedar Rapids	.272	127	492	84	134	24	7	9	73	2	6	11	42	133	30	5	7	.339
2015	Ft. Myers	.257	114	404	47	104	16	3	2	39	2	3	3	40	108	22	7	4	.327
Minor League Totals		**.261**	**288**	**1058**	**154**	**276**	**47**	**13**	**14**	**133**	**6**	**13**	**18**	**95**	**262**	**56**	**14**	**0**	**.329**

CLAY, SAMUEL THOMAS HUNTER (SAM) — PITCHER

HEIGHT: 6-3 **BATS:** L **BORN:** 6/21/1993 in Knoxville, TN
WEIGHT: 216 **THROWS:** L **RESIDES:** Davenport, FL
SIGNED BY: Jack Powell **SCHOOL:** Georgia Tech
HOW OBTAINED: Selected by Twins in 4th round of 2014 First-Year Player Draft.

2015: Began the season with Single-A Cedar Rapids...made nine relief appearances before being transferred to Rookie Elizabethton May 18...made three relief appearances and was put into the rotation and made seven starts for the E-Twins...transferred back to Cedar Rapids August 26 and made three starts for the Kernels to end the season...**2014:** Began his professional career with Elizabethton...tied for the team lead with 19 appearances...posted a 13.66 strikeout-per-9.0 inning rate...finished the season with eight scoreless appearances (16.0 IP), allowing just 12 hits and five walks while striking out 23...**PERSONAL:** As a sophomore at Georgia Tech, went 4-1 with eight saves, a 1.26 ERA (57.0 IP, 8 ER), 29 walks and 64 strikeouts while holding hitters to a .197 batting average in 31 appearances for the Yellow Jackets in 2014...his 1.26 ERA was the second best single-season mark in school history...in 54 appearances (1 start) in two seasons at Georgia Tech he went 6-1, 2.91 ERA (80.1 IP, 26 ER) with 49 walks and 81 strikeouts...was ranked as the 144th best prospect in the draft by *Baseball America*...three-year letterwinner in baseball and four-year football letterwinner at Buford (GA) High School...finished senior year going 6-2, 1.29 ERA with 102 strikeouts in 65.0 innings...was named ESPNU's 2012 All-State baseball team...won state football titles his freshman, sophomore and junior seasons as the team's quarterback.

YEAR	TEAM	W-L	ERA	G	GS	CG	SH	SV	IP	H	R	ER	HR	HB	BB	SO	WP	BK	BAA
2014	Elizabethton	2-1	5.59	19	0	0	0	0	29.0	35	20	18	0	4	17	44	10	1	.285
2015	Cedar Rapids	0-3	4.32	12	3	0	0	0	33.1	36	19	16	2	2	26	29	6	0	.293
	Elizabethton	1-3	3.00	10	7	0	0	0	39.0	36	17	13	1	3	12	44	3	0	.245
Minor League Totals		**3-7**	**4.17**	**41**	**10**	**0**	**0**	**0**	**101.1**	**107**	**56**	**47**	**3**	**9**	**55**	**117**	**19**	**1**	**.272**

CLEMENSIA, TAYLOR CHRISTOPHER — PITCHER

HEIGHT: 6-1 **BATS:** L **BORN:** 2/20/1997 in Amsterdam, Netherlands
WEIGHT: 185 **THROWS:** L **RESIDES:** Almere, Netherlands
SIGNED BY: Glenn Godwin **SCHOOL:** - -
HOW OBTAINED: Signed as an undrafted free agent, July 1, 2015.

PERSONAL: Played for the Vaessen Pioniers in the Dutch Hoofdklasse, and has played for the Netherlands U18 national team and at the MLB European Academy.

YEAR	TEAM	W-L	ERA	G	GS	CG	SH	SV	IP	H	R	ER	HR	HB	BB	SO	WP	BK	BAA

2016 will be his first season in professional baseball.

COLINA, EDWAR — PITCHER

HEIGHT: 5-11 **BATS:** R **BORN:** 5/3/1997 in Caracas, VZ
WEIGHT: 182 **THROWS:** R **RESIDES:** Guarenas, VZ
SIGNED BY: Jose Leon **SCHOOL:** - -
HOW OBTAINED: Signed as an undrafted free agent, September 29, 2015.

YEAR	TEAM	W-L	ERA	G	GS	CG	SH	SV	IP	H	R	ER	HR	HB	BB	SO	WP	BK	BAA

2016 will be his first season in professional baseball.

CONDEELIS, RICHARD JAMES (RICH) — PITCHER

HEIGHT: 6-5 **BATS:** R **BORN:** 10/15/1993 in Scranton, PA
WEIGHT: 221 **THROWS:** R **RESIDES:** Falls, PA
SIGNED BY: Jay Weitzel **SCHOOL:** University of Pittsburgh
HOW OBTAINED: Selected by Twins in 36th round of 2015 First-Year Player Draft.

PERSONAL: Played for the University of Pittsburgh for his senior season...in 2014 played for Lackawanna College and was chosen EPAC Athlete of the Week April 15, 2014 after hitting .619 with two doubles, two homers, nine runs and 13 RBI in six games...overall, hit .387 with six home runs, 32 RBI, 33 runs scored and six stolen bases in 39 games, ranking in the top five nationally of all categories except stolen bases...his six homers were tied for the team lead and 32 RBI were second...as a pitcher tossed 3.0 innings over three relief appearances, striking out five and allowing two earned runs (6.00 ERA)...in 2013 at Florence-Darlington Technical College hit .254 with three doubles, 11 RBI and 11 runs scored in 24 games...played high school ball for Tunkhannock High School...was a Perfect Game 2011 Underclass Honorable Mention and 2012 Atlantic Region Honorable Mention...was a three-time Wyoming Valley Conference All-Conference selection...Tunkhannock Tigers were the district champs his sophomore and junior seasons, advancing to the state finals in his junior year and state quarterfinals his sophomore season...also played basketball and was the president of Future Business Leaders of America.

YEAR	TEAM	W-L	ERA	G	GS	CG	SH	SV	IP	H	R	ER	HR	HB	BB	SO	WP	BK	BAA
2015	GCL Twins	1-3	12.33	12	1	0	0	0	15.1	23	23	21	0	2	12	20	7	0	.348
Minor League Totals		**1-3**	**12.33**	**12**	**1**	**0**	**0**	**0**	**15.1**	**23**	**23**	**21**	**0**	**2**	**12**	**20**	**7**	**0**	**.348**

CORCINO, EDGAR A. — OUTFIELDER

HEIGHT: 6-2 **BATS:** S **BORN:** 6/7/1992 in Santo Doming, DR
WEIGHT: 207 **THROWS:** R **RESIDES:** Toa Baja, PR
DRAFTED BY: Tigers 26th round of 2009 First-Year Player Draft. **SCHOOL:** Adolfina Irizarry De Puig High School (PR)
HOW OBTAINED: Signed as a minor league free agent, January 16, 2015.

2015: Spent the entire season with Single-A Cedar Rapids...began the season with a nine-game hitting streak...played a majority of his games in rightfield but also saw time in center...played for Mayaguez in the Puerto Rican Winter League...**2014:** Spent the entire season with Rockford of the independent Frontier League...**2013:** Released by Detroit March 28...split the season between Rockford and independent El Paso of the American Association...**2012:** Split the season between four stops in the Tigers system.

YEAR	TEAM	AVG	G	AB	R	H	2B	3B	HR	RBI	SH	SF	HB	BB	SO	SB	CS	E	OBP
2009	GCL Tigers	.160	8	25	2	4	1	0	1	4	1	0	0	4	10	0	0	0	.276
2010	GCL Tigers	.218	27	87	8	19	3	0	0	9	1	0	0	8	27	2	1	10	.284
2011	GCL Tigers	.201	51	174	23	35	9	0	5	15	1	1	4	20	51	3	2	14	.296
	Connecticut	.278	6	18	1	5	1	0	0	1	1	0	0	1	7	0	0	3	.316
2012	Connecticut	.179	42	140	21	25	2	6	1	12	2	2	2	15	27	4	4	8	.264
	West Michigan	.219	19	73	9	16	1	1	2	6	2	0	0	6	20	0	1	5	.278
	Lakeland	.400	2	5	1	2	0	0	1	1	0	0	0	0	1	0	0	0	.400
	Toledo	.250	3	4	0	1	0	0	0	0	1	0	0	0	1	0	0	0	.250
2013	Rockford	.312	58	218	34	68	13	3	6	28	1	1	1	25	34	9	2	3	.384
	El Paso	.232	33	112	12	26	5	3	2	15	0	2	1	13	26	0	2	9	.313
2014	Rockford	.302	95	371	63	112	12	6	11	51	2	2	3	26	57	10	2	9	.351
2015	Cedar Rapids	.273	84	330	38	90	16	3	4	41	5	3	1	34	61	9	3	2	.340
Minor League Totals		**.230**	**242**	**856**	**103**	**197**	**33**	**10**	**14**	**89**	**14**	**6**	**7**	**88**	**205**	**18**	**11**	**42**	**.305**
Independent League Totals		**.294**	**186**	**701**	**109**	**206**	**30**	**12**	**19**	**94**	**3**	**5**	**5**	**64**	**117**	**19**	**6**	**21**	**.355**

CORDY, MAX DONALD — PITCHER

HEIGHT: 6-4 **BATS:** R **BORN:** 6/9/1993 in Sacramento, CA
WEIGHT: 220 **THROWS:** R **RESIDES:** Sacramento, CA
SIGNED BY: Elliott Strankman **SCHOOL:** University of California-Davis
HOW OBTAINED: Selected by Twins in 40th round of 2015 First-Year Player Draft.

2015: Spent his first professional season with the GCL Twins...did not allow a run in his first five appearances, allowing just two hits in 5.2 innings...made two starts allowing one run in 8.0 innings...**PERSONAL:** Played three seasons with UC Davis after redshirting in 2012 and finished with a record of 14-14, 5.26 ERA (150.2 IP, 88 ER) with 102 walks and 117 strikeouts...began the 2015 season as the Aggies regular mid-week starter before moving into the weekend rotation as the Sunday starter...led the team in wins, finishing 8-5 overall with a 5.51 ERA....struck out 54 batters in 67.0 innings, second on the team...won his first seven decisions on the season, the most consecutive wins for a UC Davis pitcher in the Division I era, and the most since Vince DeCoito won the same number in 2004...it was the best start since Colby Craig opened 11-0 in 1994...graduated from C.K. McClatchy HS in Sacramento, CA...selected as Metro Conference MVP as a senior...named to Sacramento Bee All-Metro squad, batting .436 with four home runs and 48 RBI...also finished 4-2 with 2.32 ERA and 61 strikeouts as a pitcher in 2011...tossed a no-hitter vs. Rio Americano as a senior...made NorCalPreps Top 40 list.

YEAR	TEAM	W-L	ERA	G	GS	CG	SH	SV	IP	H	R	ER	HR	HB	BB	SO	WP	BK	BAA
2015	GCL Twins	1-1	1.66	12	2	0	0	0	21.2	12	4	4	0	3	14	25	4	0	.169
Minor League Totals		**1-1**	**1.66**	**12**	**2**	**0**	**0**	**0**	**21.2**	**12**	**4**	**4**	**0**	**3**	**14**	**25**	**4**	**0**	**.169**

CUESTO, DARLING FRANCISCO — CATCHER

HEIGHT: 6-0 **BATS:** R **BORN:** 10/12/1997 in Moca, Espaillat, DR
WEIGHT: 192 **THROWS:** R **RESIDES:** Moca, Espaillat, DR
SIGNED BY: Luis Lajara **SCHOOL:** - -
HOW OBTAINED: Signed as an undrafted free agent, July 2, 2014.

YEAR	TEAM	AVG	G	AB	R	H	2B	3B	HR	RBI	SH	SF	HB	BB	SO	SB	CS	E	OBP
2015	DSL Twins	.280	44	143	24	40	6	1	1	17	1	1	4	24	48	3	3	8	.395
Minor League Totals		**.280**	**44**	**143**	**24**	**40**	**6**	**1**	**1**	**17**	**1**	**1**	**4**	**24**	**48**	**3**	**3**	**8**	**.395**

CURTISS, JOHN PICKENS — PITCHER

HEIGHT: 6-4 **BATS:** R **BORN:** 4/5/1993 in Dallas, TX
WEIGHT: 210 **THROWS:** R **RESIDES:** Southlake, TX
SIGNED BY: Marty Esposito **SCHOOL:** University of Texas
HOW OBTAINED: Selected by Twins in 6th round of 2014 First-Year Player Draft.

2015: Began the season with Single-A Cedar Rapids in the starting rotation, making seven starts...placed on the disabled list May 26 with a concussion...went on rehab assignment with the GCL Twins and made five relief appearances...reinstated from the disabled list August 5 and moved to the Kernels bullpen for the remainder of the season...**2014:** Spent first professional season with Rookie Elizabethton...made three straight relief appearances and ended the season making six straight starts...**PERSONAL:** Made 23 appearances (1 start) for the University of Texas as a redshirt sophomore in 2014, going 2-3 with nine saves, a 2.28 ERA (43.1 IP, 11 ER), 33 strikeouts and 15 walks as the Longhorn closer...underwent "Tommy John" surgery in the summer of 2012 and sat out the entire 2013 season...in 56 career appearances (5 starts) with Texas he went 4-6 with 11 saves, a 3.01 ERA (107.2 IP, 36 ER), 81 strikeouts and 40 walks...was originally selected by the Rockies in the 30th round of the 2011 Draft...was a double-major (History and English), and was named to the Capital One Academic All-America First-Team (named by CoSIDA) in 2014 as well as named to the Big 12 Commissioner's Honor Roll...lettered twice at Southlake (TX) High School...was team captain his senior year...won the Team Hustle Award as a junior...named District 7-5A Pitcher of the Year for his senior season...was a USA Today Second-Team All-American as a senior...also a Rawlings Preseason Second-Team All-American...compiled a 9-0 record through 72.2 innings pitched with a 0.96 ERA and 101 strikeouts as a senior...also played for Logan Stout and the Dallas Patriots in the AABC Summer League.

YEAR	TEAM	W-L	ERA	G	GS	CG	SH	SV	IP	H	R	ER	HR	HB	BB	SO	WP	BK	BAA
2014	Elizabethton	2-1	2.30	9	6	0	0	0	31.1	33	8	8	1	0	7	41	3	0	.273
2015	Cedar Rapids	3-3	6.07	16	7	0	0	2	46.0	62	33	31	10	3	10	44	3	0	.323
	GCL Twins	1-0	1.13	5	0	0	0	0	8.0	7	2	1	0	1	4	7	1	0	.233
Minor League Totals		**6-4**	**4.22**	**30**	**13**	**0**	**0**	**2**	**85.1**	**102**	**43**	**40**	**11**	**4**	**21**	**92**	**7**	**0**	**.297**

CUTURA, ANDRO THOMAS — PITCHER

HEIGHT: 6-0 **BATS:** R **BORN:** 8/22/1993 in Slidell, LA
WEIGHT: 195 **THROWS:** R **RESIDES:** Pearl River, LA
SIGNED BY: Greg Runser **SCHOOL:** Southeastern Louisiana University
HOW OBTAINED: Selected by Twins in 6th round of 2014 First-Year Player Draft.

2015: Spent the entire season with Rookie Elizabethton in the starting rotation, his first professional action after missing the entire 2014 season...did not allow more than two earned runs in any of his 11 starts...tossed at least 5.0 innings in nine of his 11 starts...led the E-Twins in ERA and WHIP and was second in innings pitched...**2014:** Missed the entire season due to injury...**PERSONAL:** Last name pronounced chu-TWORR-ah...went 10-2 with three complete games and one shutout while posting a 1.95 ERA (106.0 IP, 23 ER) and striking out 99 compared to walking 21 in 16 starts for Southeastern Louisiana University in 2014...in three seasons for the Lions he combined to go 17-7 with four complete games, one shutout, a 3.00 ERA (215.2 IP, 72 ER), 159 strikeouts and 54 walks in 40 appearances (35 starts)...was named First-Team All-Southland Conference in 2014...pitched for Wareham in the Cape Cod League in 2013, going 2-3, 3.91 ERA (43.2 IP, 19 ER) with 29 strikeouts and 10 walks in nine appearances (7 starts)...is a first generation American, parents are from Bosnia...was a First-Team All-District as a junior and senior at Pearl River (LA) High School...honorable mention All-State as a junior...earned two letters each in baseball and soccer at Pearl River...earned two letters in baseball at Pope John Paul HS in Slidell, LA... member of Mu Alpha Theta, National Honor Society and Beta Club.

YEAR	TEAM	W-L	ERA	G	GS	CG	SH	SV	IP	H	R	ER	HR	HB	BB	SO	WP	BK	BAA
2014									DID NOT PLAY - INJURED										
2015	Elizabethton	3-2	1.34	11	11	0	0	0	60.2	46	19	9	2	4	15	49	2	0	.209
Minor League Totals		**3-2**	**1.34**	**11**	**11**	**0**	**0**	**0**	**60.2**	**46**	**19**	**9**	**2**	**4**	**15**	**49**	**2**	**0**	**.209**

DARNELL, LOGAN REECE — PITCHER

SEE PAGES 48-49

DAVIS, JAYLIN MALIK — OUTFIELDER

HEIGHT: 6-1 **BATS:** R **BORN:** 7/1/1994 in Greensboro, NC
WEIGHT: 195 **THROWS:** R **RESIDES:** McLeansville, NC
SIGNED BY: Ricky Taylor **SCHOOL:** Appalachian State
HOW OBTAINED: Selected by Twins in 24th round of 2015 First-Year Player Draft.

2015: Missed entire season due to right shoulder surgery suffered March 14 while playing with Appalachian State...**PERSONAL:** Played three seasons for Appalachian State...in 2013, became the third freshman All-American in Appalachian State history, earning Louisville Slugger freshman All-America recognition from Collegiate Baseball newspaper...named Southern Conference Freshman of the Year, becoming only the fourth Appalachian State player to earn the honor and the first in 20 years (since Kenny Osborne in 1993)...hit .257 with 12 doubles, four triples, four home runs, 36 RBI, 32 runs scored and 12 stolen bases...appeared in all 54 games as a true freshman and made 53 starts in centerfield...on the first pitch he faced in his collegiate career, hit a three-run home run off All-American Carlos Rodon (also hit three-run homer off Rodon 2/21/14)...ranked by Perfect Game Crosschecker as one of the top 500 recruits in the nation and by Impact Baseball as one of the top 35 players in the state of North Carolina...hit over .400 all three seasons of his prep career (.453 as a sophomore, .468 as a junior and .483 as a senior)...named All-State and conference Player of the Year as a senior...two-time All-Conference and All-Area honoree...teamed with Appalachian State teammate Caleb McCann to help lead Northeast Guilford to back-to-back league championships and final game of the 2011 North Carolina 3-A state championship series...represented Region 5 in the North Carolina State Games...participated in the prestigious South Atlantic Border Battle...played for former Major Leaguer Scott Bankhead with the North Carolina Baseball Academy Golden Spikes.

YEAR	TEAM	AVG	G	AB	R	H	2B	3B	HR	RBI	SH	SF	HB	BB	SO	SB	CS	E	OBP
2015	DID NOT PLAY - INJURED																		

DAVIS, TYREE DESHON — OUTFIELDER

HEIGHT: 6-3 **BATS:** S **BORN:** 9/4/1995 in Compton, CA
WEIGHT: 198 **THROWS:** R **RESIDES:** Compton, CA
SIGNED BY: Taylor Cameron **SCHOOL:** Centennial (CA) High School
HOW OBTAINED: Selected by Twins in 37th round of the 2014 First-Year Player Draft.

YEAR	TEAM	AVG	G	AB	R	H	2B	3B	HR	RBI	SH	SF	HB	BB	SO	SB	CS	E	OBP
2014	GCL Twins	.087	38	103	11	9	2	2	0	3	0	0	2	14	43	7	1	3	.210
2015	GCL Twins	.158	10	19	5	3	1	0	0	0	0	0	0	2	5	2	0	0	.238
Minor League Totals		**.098**	**48**	**122**	**16**	**12**	**3**	**2**	**0**	**3**	**0**	**0**	**2**	**16**	**48**	**9**	**1**	**3**	**.214**

DE JESUS, MIGUEL ANGEL — PITCHER

HEIGHT: 6-2 **BATS:** R **BORN:** 9/20/1995 in Santo Domingo Centro, DR
WEIGHT: 195 **THROWS:** R **RESIDES:** Santo Domingo Norte, DR
SIGNED BY: Fred Guerrero **SCHOOL:** - -
HOW OBTAINED: Signed as an undrafted free agent, July 2, 2014.

YEAR	TEAM	W-L	ERA	G	GS	CG	SH	SV	IP	H	R	ER	HR	HB	BB	SO	WP	BK	BAA
2015	DSL Twins	6-6	4.30	18	7	0	0	1	58.2	62	34	28	2	4	11	58	12	0	.265
Minor League Totals		**6-6**	**4.30**	**18**	**7**	**0**	**0**	**1**	**58.2**	**62**	**34**	**28**	**2**	**4**	**11**	**58**	**12**	**0**	**.265**

DE LA CRUZ, KEURY — OUTFIELDER

HEIGHT: 5-11 **BATS:** L **BORN:** 11/28/1991 in Villa Hermosa, DR
WEIGHT: 170 **THROWS:** L **RESIDES:** Villa Hermosa, DR
ORIGINALLY SIGNED BY: Boston as undrafted free agent, February 6, 2009. **SCHOOL:** - -
HOW OBTAINED: Signed as a minor league free agent, December 19, 2015.

2015: Spent entire season with Double-A Portland in Boston's organization...played for Leones del Escogido in the Dominican Winter League following the season...**2014:** Limited to 70 games for Double-A Portland because of two stints on the disabled list, including two months on the DL to begin the season...his .295 average (76-for-258) ranked third on the club (min. 225 AB)...hit .341 (57-for-167) with 12 doubles and all seven of his home runs and 27 RBI vs. RHP...played 62 games in leftfield and made eight appearances at DH...hit .484 (15-for-31) as a DH...began the season on the DL and did not make his debut until June 1...had multiple hits in each of his first three games from June 1-4 (.500, 6-for-12, 3 2B, 2 RBI)...hit two home runs on June 15 at Akron...had a season-high 5 hits (5-for-6) on 6/27 at Reading...spent time on the DL from July 14-24...named the Eastern League Player of the Week for August 11-17 after going 11-for-16 (.688) with two doubles, two home runs, three RBI, three walks and a stolen base...hit safely in 10 of 11 games from August 12-24, leading the EL with a .474 AVG (18-for-38, 4 HR) in that span...after the season, played in one game for Águilas of the Dominican Winter League (1-for-2)...**2013:** Spent the entire year at Single-A Salem, leading the team in games played (133)...ranked among Carolina League leaders in doubles (3rd, 36), RBI (2nd, 89), hits (5th, 138) and extra-base hits (T3rd, 51)...selected to the CL All-Star Team...named Red Sox Minor League Hitter of the Month for June after batting .387 (43-for-111) with 12 XBH and 27 RBI in 28 games...had a 19-game hit streak from June 3-23, hitting .425 (31-for-73) with 20 RBI in that stretch...hit safely in 26 of 27 contests from June 3-July 1, going 44-for-105 (.419)...hit Salem's lone home run of the postseason and drove in two runs, helping the club to the Mills Cup Championship...named a CL Postseason All-Star...after the season, played in 13 games for Aguilas of the Dominican Winter League...**2012:** Led Red Sox minor leaguers in hits (153), total bases (266), triples (tied, 8), and RBI (87), while finishing second in home runs (tied, 20) and fifth in average (.307)...finished second in Single-A in total bases, tied second with 65 XBH and tied eighth with 37 doubles...spent the majority of the season at Single-A Greenville, leading the Drive with 81 RBI and 254 total bases...ranked among South Atlantic League leaders in average (7th, .308), hits (3rd, 146), triples (4th, 8), home runs (T-3rd, team-high 19), and slugging (3rd, .536)...recorded the first 20 HR/20 SB season for a Red Sox minor leaguer since George Lombard in 2005...named Red Sox Minor League Offensive Player of the Month for May after batting .311 (38-for-122) with a league-leading 72 total bases (8 2B, 1 3B, 8 HR, 26 RBI)...hit in 14 consecutive contests from May 27-June 24 (.436, 24-for-55) and 15 straight from June 26-July 13 (.323, 20-for-62), while reaching safely in 30 games in a row from May 27-July 13 (.364, 44-for-121)...missed time on the DL from June 9-21...hit two home runs with seven RBI August 16 at Asheville...promoted to Salem August 29...**2011:** Led the New York-Penn League in at-bats (300) and was among league leaders in triples (T2nd, 6) and hits (T3rd, 79)...named to the NYPL All-Star Team...paced Single-A Lowell in games (71), hits, doubles (14) and triples, and ranked third in runs (31)...finished second on the team with 15 stolen bases...**2010:** Led the GCL in triples (7) and total bases (94)...also ranked among league leaders in XBH (T2nd, 23), home runs (T3rd, 6), runs (T3rd, 35), RBI (4th, 31), and slugging (4th, .475)...led the team in XBH, RBI, slugging and home runs (tied)...hit .370 (17-for-46) during a club-high, 11-game hit streak (June 22-July 3)...rated the No. 16 prospect in the GCL by *Baseball America*...**2009:** Named Red Sox Latin Program Player of the Year in his pro debut with the DSL Red Sox...led the team with 65 hits, 16 doubles, 50 RB and 23 extra-base hits...tied for fifth in the DSL in RBI.

DE LA CRUZ, KEURY continued...

YEAR	TEAM	AVG	G	AB	R	H	2B	3B	HR	RBI	SH	SF	HB	BB	SO	SB	CS	E	OBP
2009	DSL Red Sox	.259	67	251	31	65	16	4	3	50	0	5	4	42	43	13	8	4	.368
2010	GCL Red Sox	.263	51	198	35	52	10	7	6	31	0	3	1	17	50	8	6	1	.320
2011	Lowell	.263	71	300	31	79	14	6	4	24	0	0	2	10	56	15	11	6	.292
2012	Greenville	.308	116	474	71	146	35	8	19	81	0	0	6	26	101	19	7	9	.352
	Salem	.280	6	25	1	7	2	0	1	6	0	0	0	1	2	1	1	0	.308
2013	Salem	.258	133	535	65	138	36	6	9	89	0	7	2	31	130	16	9	3	.297
2014	Portland	.295	70	258	30	76	15	0	7	30	0	3	0	14	55	3	2	2	.327
2015	Portland	.240	112	405	39	97	22	3	9	47	1	2	2	23	95	3	6	4	.282
Minor League Totals		**.270**	**626**	**2446**	**303**	**660**	**150**	**34**	**58**	**358**	**1**	**20**	**17**	**164**	**532**	**78**	**50**	**29**	**.318**

DE LA CRUZ, YEREMI — CATCHER

HEIGHT: 5-11 **BATS:** R **BORN:** 7/15/1997 in Santo Domingo Este, DR
WEIGHT: 180 **THROWS:** R **RESIDES:** Santo Domingo Este, DR
SIGNED BY: Fred Guerrero **SCHOOL:** - -
HOW OBTAINED: Signed as an undrafted free agent, September 15, 2015.

YEAR	TEAM	AVG	G	AB	R	H	2B	3B	HR	RBI	SH	SF	HB	BB	SO	SB	CS	E	OBP

2016 will be his first season in professional baseball.

DEL ROSARIO, EDUARDO ANTONIO — PITCHER

HEIGHT: 6-0 **BATS:** R **BORN:** 5/19/1995 in Yamasa, DR
WEIGHT: 171 **THROWS:** R **RESIDES:** Yamasa, DR
SIGNED BY: Fred Guerrero **SCHOOL:** - -
HOW OBTAINED: Signed as an undrafted free agent, December 21, 2012.

2015: Began the season with the GCL Twins where he made 10 starts posting a 1.90 ERA (47.1 IP, 10 ER), the most starts of his career...finished second among GCL Twins in starts (10), strikeouts (50) and tied third in innings pitched (47.1)...transferred to Rookie Elizabethton August 26 and made one start for the E-Twins to end the season...**2014:** Spent his second professional season with the GCL Twins, his first season in the states...four wins were second most on the team...**2013:** Played entire season with DSL Twins...tied for the team lead with nine starts.

YEAR	TEAM	W-L	ERA	G	GS	CG	SH	SV	IP	H	R	ER	HR	HB	BB	SO	WP	BK	BAA
2013	DSL Twins	2-3	2.03	15	9	0	0	1	44.1	22	19	10	1	6	25	30	10	0	.154
2014	GCL Twins	4-1	3.49	17	0	0	0	1	28.1	27	17	11	1	1	9	25	4	2	.237
2015	GCL Twins	3-2	1.90	10	10	0	0	0	47.1	36	13	10	0	5	9	50	3	1	.218
	Elizabethton	0-0	6.75	1	1	0	0	0	4.0	6	3	3	1	0	0	3	0	0	.375
Minor League Totals		**9-6**	**2.47**	**43**	**20**	**0**	**0**	**2**	**124.0**	**91**	**52**	**34**	**3**	**12**	**43**	**108**	**17**	**3**	**.208**

DIAZ, LEWIN JOSE — OUTFIELDER

HEIGHT: 6-3 **BATS:** L **BORN:** 11/19/1996 in Santiago de los Caballeros, DR
WEIGHT: 254 **THROWS:** L **RESIDES:** Santiago de los Caballeros, DR
SIGNED BY: Fred Guerrero **SCHOOL:** - -
HOW OBTAINED: Signed as an undrafted free agent, July 2, 2013.

2015: Began season with the GCL Twins...transferred to Rookie Elizabethton August 9 and finished the season with the E-Twins...rated as the 21st best prospect in the Twins system by *Baseball America* following the season...**2014:** Spent entire season with DSL Twins...hit five of the DSL Twins seven home runs on the season...finished second on the club in doubles and OPS (.836)...finished the season strong, batting .500 (5-for-10) with two doubles, two home runs and five RBI in his final three games...named the 18th best prospect in the Twins system by *Baseball America* following the season...**2013:** Named the 21st best prospect in the Twins system by *Baseball America* entering 2014.

YEAR	TEAM	AVG	G	AB	R	H	2B	3B	HR	RBI	SH	SF	HB	BB	SO	SB	CS	E	OBP
2014	DSL Twins	.257	43	144	17	37	13	0	5	27	0	0	4	26	24	0	0	7	.385
2015	GCL Twins	.261	33	111	12	29	7	1	1	15	0	0	2	14	24	2	0	2	.354
	Elizabethton	.167	14	48	7	8	1	0	3	5	0	0	2	3	17	0	0	1	.245
Minor League Totals		**.244**	**90**	**303**	**36**	**74**	**21**	**1**	**9**	**47**	**0**	**0**	**8**	**43**	**65**	**2**	**0**	**10**	**.353**

DIEMER, AUSTIN WILLIAM — OUTFIELDER

HEIGHT: 6-1 **BATS:** R **BORN:** 4/28/1993 in Carmichael, CA
WEIGHT: 196 **THROWS:** R **RESIDES:** Rocklin, CA
SIGNED BY: John Leavitt **SCHOOL:** Cal State Fullerton
HOW OBTAINED: Selected by Twins in 28th round of 2014 First-Year Player Draft.

2015: Began the season with Rookie Elizabethton...hit two home runs and drove in four runs in his first game of the season...played 20 games with the E-Twins before being transferred to Single-A Cedar Rapids where he finished the season playing 35 games in the outfield for the Kernels...**2014:** Spent his first professional season with Rookie Elizabethton...hit his first career home run in his first game, June 19...**PERSONAL:** Was a three-year letterwinner at Rocklin (CA) High School...was inducted into the Rocklin Athletic Hall of Fame in 2011 after completing his playing career that also included outstanding academic achievement (Scholar-Athlete, a California Scholarship Federation member from 2008-11, 2010 Honor Guard and four years of straight "A"s)...was a First-Team All-Sierra Foothill League selection in 2010 after hitting .374 with a home run, 10 doubles, four triples and 38 runs scored...as a senior in 2011, hit .415 with 20 RBI, six triples and 26 stolen bases and was named the SFL's MVP...was a two-time All-Sac Metro honoree, a two-time RHS offensive player of the year, and was an All-State Second-Teamer as a senior...set career and season records for Rocklin High School in triples (10 in his career and six in 2011) and also set a single-season school record in stolen bases (26 in 2011)...originally drafted by Cleveland in the 26th round of the 2011 First-Year Player Draft.

YEAR	TEAM	AVG	G	AB	R	H	2B	3B	HR	RBI	SH	SF	HB	BB	SO	SB	CS	E	OBP
2014	Elizabethton	.227	55	203	26	46	6	0	2	12	1	0	12	11	53	10	2	4	.305
2015	Cedar Rapids	.280	37	132	20	37	8	3	2	15	0	0	6	4	37	0	1	2	.331
	Elizabethton	.254	20	71	10	18	4	1	3	8	0	0	0	1	28	1	0	1	.264
Minor League Totals		**.249**	**112**	**406**	**56**	**101**	**18**	**4**	**7**	**35**	**1**	**0**	**18**	**16**	**118**	**11**	**3**	**7**	**.307**

DOE, BRETT FRANKLIN — INFIELDER

HEIGHT: 5-10 **BATS:** R **BORN:** 6/12/1990 in Mesquite, TX
WEIGHT: 191 **THROWS:** R **RESIDES:** Big Spring, TX
SIGNED BY: Martin Esposito **SCHOOL:** Baylor University
HOW OBTAINED: Selected by Twins in 38th round of 2014 First-Year Player Draft.

2015: Split the season between Single-A affiliates Ft. Myers and Cedar Rapids...between both levels played in 77 games at catcher and 29 at first base...**2014:** Spent his first professional season with Rookie Elizabethton...hit his first career home run July 20...**PERSONAL:** Attended Baylor University from 2013-14 where he was a three-time Big 12 Commissioner's Honor Roll student...attended Navarro Junior College from 2011-12, playing shortstop and leading them to the school's first NJCAA national championship in 2011 and runner-up in 2012...redshirted at the University of New Mexico in 2010 before transferring to Navarro...played shortstop for his father, coach Bobby Doe, at Mesquite Poteet (TX) High School...four-year letterwinner...helped Poteet to four consecutive district championships...received All-District honors all four varsity seasons...First-Team All-State in 2008 and 09...named district Defensive MVP in 2008...played in 2009 North Texas High School and THBCA All-Star Games.

YEAR	TEAM	AVG	G	AB	R	H	2B	3B	HR	RBI	SH	SF	HB	BB	SO	SB	CS	E	OBP
2014	Elizabethton	.207	23	58	7	12	3	1	1	5	0	0	5	4	13	0	0	5	.313
2015	Cedar Rapids	.246	74	268	16	66	11	0	3	29	4	3	7	15	48	4	0	4	.300
	Ft. Myers	.212	8	33	3	7	0	0	0	3	0	0	0	5	5	0	1	0	.316
Minor League Totals		**.237**	**105**	**359**	**26**	**85**	**14**	**1**	**4**	**37**	**4**	**3**	**12**	**24**	**66**	**4**	**1**	**9**	**.304**

DURAN, MORIS ALEJANDRO — INFIELDER

HEIGHT: 5-11 **BATS:** S **BORN:** 11/29/1997 in Bejuma, Carabobo, VZ
WEIGHT: 150 **THROWS:** R **RESIDES:** Nirgua, Yaracuy, VZ
SIGNED BY: Marlon Nava **SCHOOL:** - -
HOW OBTAINED: Signed as an undrafted free agent, November 25, 2015.

YEAR	TEAM	W-L	ERA	G	GS	CG	SH	SV	IP	H	R	ER	HR	HB	BB	SO	WP	BK	BAA

2016 will be his first season in professional baseball.

EADES, RYAN NELSON — PITCHER

HEIGHT: 6-3 **BATS:** S **BORN:** 12/15/1991 in Slidell, LA
WEIGHT: 201 **THROWS:** R **RESIDES:** Slidell, LA
SIGNED BY: Greg Runser **SCHOOL:** Louisiana State University
HOW OBTAINED: Selected by Twins in 2nd round of 2013 First-Year Player Draft.

2015: Spent entire season with Single-A Ft. Myers in the starting rotation...named a Florida State League Midseason All-Star after going 4-1, 3.09 ERA (67.0 IP, 23 ER) in 11 starts before the break...tossed 1.0 inning earning a hold in the FSL All-Star Game...allowed just two runs and 11 hits in 15.1 IP (1.17 ERA) in his final three starts of the season before being placed on the disabled list with an oblique injury...finished the season with the sixth best ERA (3.11) in the Florida State League and 10th best ERA in the Twins minor league system...his 11.60 baserunners-per-9.0 IP was fifth lowest in the FSL...**2014:** Spent his second professional season with Single-A Cedar Rapids in the starting rotation...tossed a complete game shutout in his fifth start of the season April 12, a 6.0 inning outing allowing three hits and one walk while striking out six...nine of his 25 starts were quality, four of which he did not allow an earned run...went 3-0, 2.86 ERA (28.1 IP, 9 ER) in five appearances (4 starts) in August...led Kernels in appearances, starts, innings and wins...10 wins were tied third most in the Midwest League...**2013:** Appeared in 10 games as a reliever in his first professional season...**PERSONAL:** Attended Louisiana State University where he went 8-1, 2.81 ERA (96.0 IP, 30 ER) with 30 walks and 77 strikeouts in 16 starts for Tigers in 2013 as a junior...was 17-5, 3.59 ERA (233.0 IP, 93 ER), 76 walks and 171 strikeouts in 51 career appearances (39 starts) over three seasons from 2011-13...named the 2011 Cape Cod League Pitcher of the Year as he posted a 3-0 mark and a 0.84 ERA in 32.1 innings with seven walks and 23 strikeouts...was a two-way player in high school that led Northshore High School to the state title as a junior in 2009...was a 2008 and 2009 First-Team All-State and 2009 First-Team All-Southeast Region...did not pitch his senior season at Northshore due to surgery to repair a torn labrum but batted .400 with six home runs and 39 RBI...hit .369 with six home runs and 53 RBI as a junior...named the top baseball prospect in the state of Louisiana in 2008 after tossing 55.1 innings and striking out 63 in his sophomore season...father, who passed away in 2004, played in the Cincinnati organization...originally selected by Colorado in the 19th round of the 2010 First-Year Player Draft.

YEAR	TEAM	W-L	ERA	G	GS	CG	SH	SV	IP	H	R	ER	HR	HB	BB	SO	WP	BK	BAA
2013	Elizabethton	0-0	4.60	10	0	0	0	0	15.2	13	9	8	0	2	12	13	3	0	.236
2014	Cedar Rapids	10-11	5.14	26	25	1	1	0	133.0	147	85	76	11	10	50	98	13	0	.285
2015	Ft. Myers	6-3	3.11	20	20	0	0	0	118.2	109	43	41	5	6	38	80	3	0	.250
Minor League Totals		**16-14**	**4.21**	**56**	**45**	**1**	**1**	**0**	**267.1**	**269**	**137**	**125**	**16**	**18**	**100**	**191**	**19**	**0**	**.267**

EASTON, BRANDON MICHAEL — PITCHER

HEIGHT: 6-6 **BATS:** L **BORN:** 9/21/1992 in Chardon, OH
WEIGHT: 208 **THROWS:** L **RESIDES:** Rome, OH
SIGNED BY: Jay Weitzel **SCHOOL:** Lakeland Community College (OH)
HOW OBTAINED: Selected by Twins in 24th round of 2013 First-Year Player Draft.

2015: Made two starts for Rookie Elizabethton before being placed on the disabled list for the remainder of the season with a left forearm strain...**2014:** His 2.70 ERA was the fourth lowest among qualified pitchers in the GCL and second lowest among Twins minor leaguers...led team in strikeouts and innings.

YEAR	TEAM	W-L	ERA	G	GS	CG	SH	SV	IP	H	R	ER	HR	HB	BB	SO	WP	BK	BAA
2013	GCL Twins	1-3	7.45	10	3	0	0	0	19.1	25	21	16	0	0	13	11	4	0	.312
2014	GCL Twins	2-2	2.70	12	10	0	0	0	50.0	48	22	15	2	2	20	46	4	0	.253
2015	Elizabethton	0-2	18.00	2	2	0	0	0	4.0	7	8	8	0	0	9	3	1	0	.438
Minor League Totals		**3-7**	**4.79**	**24**	**15**	**0**	**0**	**0**	**73.1**	**80**	**51**	**39**	**2**	**2**	**42**	**60**	**9**	**0**	**.280**

EBERSOHN, ROWAN KYLE — OUTFIELDER

HEIGHT: 5-10 **BATS:** L **BORN:** 4/16/1996 in Benoni, South Africa
WEIGHT: 196 **THROWS:** L **RESIDES:** Johannesburg, South Africa
SIGNED BY: Glenn Godwin **SCHOOL:** - -
HOW OBTAINED: Signed as an undrafted free agent, July 3, 2014.

YEAR	TEAM	AVG	G	AB	R	H	2B	3B	HR	RBI	SH	SF	HB	BB	SO	SB	CS	E	OBP
2015	GCL Twins	.193	27	83	6	16	4	0	0	3	0	1	0	3	16	2	1	0	.218
Minor League Totals		**.193**	**27**	**83**	**6**	**16**	**4**	**0**	**0**	**3**	**0**	**1**	**0**	**3**	**16**	**2**	**1**	**0**	**.218**

ENCARNACION, YELTSIN — INFIELDER

HEIGHT: 6-0 **BATS:** L **BORN:** 6/28/1998 in Azua, DR
WEIGHT: 152 **THROWS:** R **RESIDES:** Azua, DR
SIGNED BY: Fred Guerrero **SCHOOL:** - -
HOW OBTAINED: Signed as an undrafted free agent, February 23, 2015.

YEAR	TEAM	AVG	G	AB	R	H	2B	3B	HR	RBI	SH	SF	HB	BB	SO	SB	CS	E	OBP
2015	DSL Twins	.286	42	147	21	42	3	2	0	15	2	1	2	22	27	3	6	20	.384
Minor League Totals		**.286**	**42**	**147**	**21**	**42**	**3**	**2**	**0**	**15**	**2**	**1**	**2**	**22**	**27**	**3**	**6**	**20**	**.384**

ENGLISH, TANNER ALAN — OUTFIELDER

HEIGHT: 5-10 **BATS:** R **BORN:** 3/11/1993 in Pittsburgh, PA
WEIGHT: 171 **THROWS:** R **RESIDES:** Murrells Inlet, SC
SIGNED BY: Ricky Taylor **SCHOOL:** University of South Carolina
HOW OBTAINED: Selected by Twins in 11th round of 2014 First-Year Player Draft.

2015: Spent the entire season with Single-A Cedar Rapids as the Kernels primary centerfielder...named the Midwest League Player of the Week August 10 after hitting .520 (13-for-25) with five doubles, a triple, four RBI, eight runs scored and two stolen bases in six games...missed time in late August after being placed on the disabled list with a thumb sprain...finished the season with 37 stolen bases, which led the Twins organization and was fourth in the Midwest League...the 37 steals were the most by a Twins minor leaguer since Byron Buxton had 55 in 2013...his .265 batting average was 10th best among Twins minor leaguers...**2014:** Spent first professional season with Rookie Elizabethton...played 26 games in centerfield...hit his first career home run in his first game, a solo shot, June 26...went 4-for-5 in that game...**PERSONAL:** Played for the University of South Carolina from 2012-14, batting .389 (182-for-629) with 26 doubles, eight triples, two home runs, 73 RBI and 42 stolen bases...named to the SEC All-Defensive Team in 2014, SEC All-Freshman Team in 2012 and SEC Academic Honor Roll in 2013 and 14...helped lead St. James High School to Class AAA state championship...was 2011 South Carolina AAA All-State and a SC/NC Select All-Star Game selection...rated No. 50 best high school prospect in the nation and No. 3 best high school prospect in state of South Carolina by Perfect Game USA, No. 3 best high school prospect in the state of South Carolina by *Baseball America*, No. 1 outfielder in state of South Carolina and No. 5 high school prospect in state of South Carolina by Diamond Prospects...hit .412 his senior season with seven home runs and 23 RBI with 28 stolen bases...originally selected in the 13th round of the 2011 First-Year Player Draft by Tampa Bay.

YEAR	TEAM	AVG	G	AB	R	H	2B	3B	HR	RBI	SH	SF	HB	BB	SO	SB	CS	E	OBP
2014	Elizabethton	.316	32	114	20	36	5	2	3	16	2	0	7	18	27	5	1	1	.439
2015	Cedar Rapids	.265	104	377	70	100	22	8	5	36	8	2	8	48	87	37	7	1	.359
Minor League Totals		**.277**	**136**	**491**	**90**	**136**	**27**	**10**	**8**	**52**	**10**	**2**	**15**	**66**	**114**	**42**	**8**	**2**	**.378**

FARFAN, ONAS HERNAN — PITCHER

HEIGHT: 5-11 **BATS:** L **BORN:** 6/23/1993 in St. Paul, MN
WEIGHT: 193 **THROWS:** L **RESIDES:** St. Paul, MN
SIGNED BY: Mark Wilson **SCHOOL:** Ridgewater College (MN)
HOW OBTAINED: Selected by Twins in 21st round of 2014 First-Year Player Draft.

2015: Missed entire season due to left elbow surgery...**2014:** Spent his first professional season with the GCL Twins...placed on the 7-day disabled list July 23 and ended the season on the 60-day DL...**PERSONAL:** Played for Ridgewater College (MN) in 2013, striking out 38 in 35.1 innings...in final outing struckout 12, walked one and gave up six hits...played for La Crosse in the Northwoods League and allowed one hit and one run with eight strikeouts and four walks in 10.0 innings...pitched for Alexandria in the Northwoods League in 2014...committed to play for the University of Mary prior to being drafted...2012 graduate of Robbinsdale Cooper High School...first player ever drafted who played in the Twins RBI program.

YEAR	TEAM	W-L	ERA	G	GS	CG	SH	SV	IP	H	R	ER	HR	HB	BB	SO	WP	BK	BAA
2014	GCL Twins	0-1	4.80	6	3	0	0	0	15.0	14	8	8	0	1	11	15	3	2	.241
2015	DID NOT PLAY - INJURED																		
Minor League Totals		**0-1**	**4.80**	**6**	**3**	**0**	**0**	**0**	**15.0**	**14**	**8**	**8**	**0**	**1**	**11**	**15**	**3**	**2**	**.241**

FELIZ, DANNY OSCAR — PITCHER

HEIGHT: 6-0 **BATS:** R **BORN:** 12/12/1996 in Santo Domingo Centro, DR
WEIGHT: 178 **THROWS:** R **RESIDES:** Santo Domingo Oeste, DR
SIGNED BY: Eduardo Soriano **SCHOOL:** - -
HOW OBTAINED: Signed as an undrafted free agent, July 2, 2014.

YEAR	TEAM	W-L	ERA	G	GS	CG	SH	SV	IP	H	R	ER	HR	HB	BB	SO	WP	BK	BAA
2015	DSL Twins	1-3	4.61	17	10	0	0	0	54.2	45	34	28	3	4	25	40	20	0	.226
Minor League Totals		**1-3**	**4.61**	**17**	**10**	**0**	**0**	**0**	**54.2**	**45**	**34**	**28**	**3**	**4**	**25**	**40**	**20**	**0**	**.226**

FERNANDEZ, JORGE JHAMIL [JAY] — CATCHER

HEIGHT: 6-3 **BATS:** S **BORN:** 3/30/1994 in Caguas, PR
WEIGHT: 210 **THROWS:** R **RESIDES:** Yabucoa, PR
SIGNED BY: - - **SCHOOL:** Colegio Hector Urdaneta (PR) High School
HOW OBTAINED: Selected by Twins in 7th round of 2012 First-Year Player Draft.

2015: Spent entire season with Single-A Cedar Rapids...made two different stints on the disabled list with a concussion and hand fracture...**2014:** Spent the entire season with Rookie Elizabethton...his .321 average was second on the team...placed on the 7-day disabled list July 1; reinstated July 21.

YEAR	TEAM	AVG	G	AB	R	H	2B	3B	HR	RBI	SH	SF	HB	BB	SO	SB	CS	E	OBP
2012	GCL Twins	.263	30	99	9	26	2	0	0	10	1	1	1	3	27	1	0	3	.288
2013	GCL Twins	.236	36	123	14	29	7	2	3	19	0	3	2	6	19	2	1	2	.276
2014	Elizabethton	.321	33	109	13	35	6	2	1	25	0	2	0	8	23	1	1	2	.361
2015	Cedar Rapids	.215	56	214	24	46	14	2	3	25	0	1	3	13	67	2	1	7	.268
Minor League Totals		**.250**	**155**	**545**	**60**	**136**	**29**	**6**	**7**	**79**	**1**	**7**	**6**	**30**	**136**	**6**	**3**	**14**	**.293**

FERNANDEZ, RAUL ANTONIO — PITCHER

HEIGHT: 6-2 **BATS:** R **BORN:** 6/22/1990 in Boca Chica, DR
WEIGHT: 180 **THROWS:** R **RESIDES:** Boca Chica, DR
ORIGINALLY SIGNED BY: Colorado as an undrafted free agent, November 13, 2007. **SCHOOL:** - -
HOW OBTAINED: Signed as minor league free agent, December 12, 2015.

2015: Attended White Sox spring training...optioned March 18 and spent the entire season with Double-A Birmingham...outrighted May 17...placed on disabled list August 17...set career-high with 36 appearances...declared minor league free agent following the season...**2014:** Was a non-roster invite to Rockies spring training...reassigned to minor league camp March 13...began the season with Modesto, converting seven of his eight save opportunities, including six straight from April 12-May 1...was claimed off waivers by the White Sox July 16...limited right-handers to a .186 (8-for-43) average and lefties to a .200 (6-for-30) mark with Single-A Winston-Salem...did not allow an earned run in his first six games (8.1 IP) with the Dash from July 22-August 6...went a combined 2-4, 4.99 ERA (48.2 IP, 27 ER) with 40 strikeouts and seven saves over 43 games between Modesto and Winston-Salem...**2013:** Spent the season with Single-A Asheville (Colorado), averaging 14.1 strikeouts-per-9.0 IP (34.1 IP, 55 K)...ranked third in Rockies organization with 16 saves...converted 11 saves in a row from April 19-August 22...recorded a 0.00 ERA (16.1 IP) on the road...posted a 1.04 ERA (8.2 IP, 1 ER) over nine games in May, holding opponents to a .188 (6-for-32) average...placed on disabled list from May 27-July 25 with a strained right elbow...**2012:** Made 30 relief appearances with Rookie Grand Junction (Colorado)...went 1.0 IP or less in 23 of his 30 games...posted a 1.65 ERA (16.1 IP, 3 ER) at home, compared to a 5.65 ERA (14.1 IP, 9 ER) on the road...right-handers batted .217 (13-for-60) while lefties hit .246...went 1-0, 0.73 ERA (12.1 IP, 1 ER) over 12 games in August...10 of his 12 appearances were scoreless...did not allow an earned run from August 9-September 2 (9 games)...**2011:** Led Rookie Casper with 14 starts and 63.2 IP...was named Pioneer League Pitcher of the Week August 1-7, allowing one hit over 6.0 scoreless innings in his only start August 3 vs. Ogden...**2010:** Spent the season with the Dominican Summer League Rockies...went 4-3, 1.65 ERA (60.0 IP, 11 ER) over 11 starts...threw 5.0 scoreless innings in his only relief appearance...held left-handers to a .218 (22-for-102) average...did not allow a home run...went 20.2 IP without allowing an earned run from July 2-28...**2009:** Was converted from catcher to pitcher prior to the season...posted 1.90 ERA (28.1 IP, 6 ER) over last 18 games, compared to a 6.39 ERA (12.2 IP, 9 ER) in his first seven...tossed at least 2.0 innings in 12 of his 25 games, including a season-high 3.1 IP on August 5...**2008:** Batted .221 (15-for-68) with three doubles, six RBI and five runs scored over 21 games in his first professional season with the DSL Rockies...collected four hits July 5 vs. DSL Indians...hit .303 (10-for-33) with five RBI over his last 11 games, compared to .143 (5-for-35) with one RBI in his first 10...**PROFESSIONAL:** Originally signed by Colorado as an undrafted free agent, November 13, 2007.

YEAR	TEAM	W-L	ERA	G	GS	CG	SH	SV	IP	H	R	ER	HR	HB	BB	SO	WP	BK	BAA
2009	DSL Rockies	2-1	3.29	25	0	0	0	2	41.0	39	17	15	0	3	10	27	4	0	.245
2010	DSL Rockies	4-3	1.52	12	11	0	0	0	65.0	55	15	11	0	4	21	46	6	0	.232
2011	Casper	4-7	8.20	14	14	0	0	0	63.2	91	64	58	11	9	18	50	14	2	.330
2012	Grand Junction	1-1	3.52	30	0	0	0	2	30.2	28	16	12	3	4	6	27	4	2	.231
2013	Asheville	2-2	6.29	35	0	0	0	16	34.1	40	25	24	6	0	11	55	3	0	.284
2014	Modesto	0-1	7.00	29	0	0	0	7	27.0	37	28	21	2	2	15	20	8	0	.322
	Winston-Salem	2-3	2.49	14	0	0	0	0	21.2	14	7	6	1	2	17	20	1	2	.192
2015	Birmingham	4-7	4.26	36	0	0	0	5	61.1	57	32	29	4	2	22	45	4	0	.246
Minor League Totals		**19-25**	**4.60**	**195**	**25**	**0**	**0**	**32**	**344.2**	**361**	**204**	**176**	**27**	**26**	**120**	**290**	**44**	**6**	**.267**

GARCIA, PEDRO LUIS — PITCHER

HEIGHT: 6-2 **BATS:** R **BORN:** 7/21/1995 in Santo Domingo Este, DR
WEIGHT: 180 **THROWS:** R **RESIDES:** San Cristobal, DR
SIGNED BY: Fred Guerrero **SCHOOL:** - -
HOW OBTAINED: Signed as an undrafted free agent, October 11, 2015.

YEAR	TEAM	W-L	ERA	G	GS	CG	SH	SV	IP	H	R	ER	HR	HB	BB	SO	WP	BK	BAA

2016 will be his first season in professional baseball.

GARVER, MITCHELL LYNN [MITCH] — CATCHER

SEE PAGE 60

GERCKEN, NATHAN JOHN [NATE] — PITCHER

HEIGHT: 6-6 **BATS:** R **BORN:** 11/4/1992 in Pinole, CA
WEIGHT: 218 **THROWS:** R **RESIDES:** Pinole, CA
SIGNED BY: Elliott Strankman **SCHOOL:** Academy of the Arts (CA)
HOW OBTAINED: Selected by Twins in 17th round of 2015 First-Year Player Draft.

PERSONAL: Was a two-year letterwinner for Pinole Valley High School...in his senior year had a 2.52 ERA with 35 strikeouts in in 33.1 innings pitched while opponents hit just .203 against him...attended Academy of the Arts in California where he posted a 3.93 ERA (314.0 IP, 137 ER) with 196 strikeouts, 13 complete games and three shutouts in 56 appearances (53 starts) from 2012-15...earned All-PacWest Second Team and was a PacWest Pitcher of the Week in 2015...set single-season school records his senior season in 2015, including wins (6), strikeouts (79), ERA (2.90), opponent batting average (.206), complete games (7), shutouts (2), starts (14) and innings (96.1)...was second Art U athlete to ever be drafted, behind Zach Babitt in the 10th round of the 2012 draft.

YEAR	TEAM	W-L	ERA	G	GS	CG	SH	SV	IP	H	R	ER	HR	HB	BB	SO	WP	BK	BAA
2015	Elizabethton	0-3	6.69	11	2	0	0	0	35.0	46	26	26	3	1	12	35	4	0	.324
Minor League Totals		**0-3**	**6.69**	**11**	**2**	**0**	**0**	**0**	**35.0**	**46**	**26**	**26**	**3**	**1**	**12**	**35**	**4**	**0**	**.324**

GIBBONS, SAM NORMAN — PITCHER

HEIGHT: 6-4 **BATS:** L **BORN:** 12/12/1993 in Geelong, Victoria, AUS
WEIGHT: 201 **THROWS:** R **RESIDES:** Highton, Victoria, AUS
SIGNED BY: Howard Norsetter **SCHOOL:** - -
HOW OBTAINED: Signed as an undrafted free agent, July 2, 2011.

2015: Spent the entire season in the Single-A Cedar Rapids starting rotation...made 15 starts including a complete game shutout, the first of his career, August 1 at Kane County...twice named Midwest League Pitcher of the Week, August 3 and August 24...in five August starts he went 3-2, 1.75 ERA (36.0 IP, 7 ER) with 32 strikeouts and five walks in five starts...in 11 post-All-Star break starts he went 6-2, 1.92 ERA (70.1 IP, 15 ER) with 56 strikeouts and 18 walks...**2014:** Spent the entire season with Rookie Elizabethton, tying for the team lead with 12 starts...led the club in strikeouts and finished an inning shy of the team high in that category...**PERSONAL:** Has pitched for the Melbourne Aces in the Australian Baseball League each winter from 2011-16.

GIBBONS continued...

YEAR	TEAM	W-L	ERA	G	GS	CG	SH	SV	IP	H	R	ER	HR	HB	BB	SO	WP	BK	BAA
2012	GCL Twins	4-1	2.29	10	6	0	0	0	35.1	28	10	9	1	5	8	22	4	0	.228
2013	GCL Twins	3-3	1.91	13	8	0	0	0	42.1	40	16	9	0	4	10	30	4	1	.250
2014	Elizabethton	4-5	3.88	12	12	0	0	0	65.0	63	29	28	3	2	18	63	2	0	.259
2015	Cedar Rapids	7-4	2.89	15	15	1	1	0	90.1	84	33	29	2	6	23	68	6	0	.246
Minor League Totals		**18-13**	**2.90**	**50**	**41**	**1**	**1**	**0**	**233.0**	**215**	**88**	**75**	**6**	**17**	**59**	**183**	**16**	**1**	**.248**

GIL, LUIS ANGEL — PITCHER

HEIGHT: 6-3 **BATS:** R **BORN:** 6/3/1998 in Azua, DR
WEIGHT: 161 **THROWS:** R **RESIDES:** Azua, DR
SIGNED BY: Luis Lajara **SCHOOL:** - -
HOW OBTAINED: Signed as an undrafted free agent, February 13, 2015.

YEAR	TEAM	W-L	ERA	G	GS	CG	SH	SV	IP	H	R	ER	HR	HB	BB	SO	WP	BK	BAA
2015	DSL Twins	1-2	4.63	16	0	0	0	2	23.1	15	15	12	2	1	26	24	5	0	.190
Minor League Totals		**1-2**	**4.63**	**16**	**0**	**0**	**0**	**2**	**23.1**	**15**	**15**	**12**	**2**	**1**	**26**	**24**	**5**	**0**	**.190**

GILBERT, BRIAN CHARLES — PITCHER

HEIGHT: 6-1 **BATS:** R **BORN:** 8/9/1992 in Lakewood, NJ
WEIGHT: 224 **THROWS:** R **RESIDES:** Toms River, NJ
SIGNED BY: John Wilson **SCHOOL:** Seton Hall University
HOW OBTAINED: Selected by Twins in 7th round of 2013 First-Year Player Draft.

2015: Spent the entire season with Single-A Ft. Myers in the Miracle bullpen...set a career-high in appearances (39), innings (58.1) and tied his career-high in strikeouts (38)...tossed at least 1.0 inning in 37 of his 39 appearances and tossed 2.0 innings or more in 11 outings...held right-handers to a .200 (24-for-120) while lefties hit .286...**2014:** Began season with Single-A Ft. Myers...made 9 relief appearances, posting a 2.51 ERA before being placed on the 7-day disabled list May 4; reinstated May 12...transferred to Single-A Cedar Rapids August 12...made six relief appearances allowing just one run and five hits to finish season with Kernels...**2013:** Began professional career with Rookie Elizabethton...allowed just one hit, one walk and no runs while striking out seven in first five appearances...transferred to Single-A Cedar Rapids and allowed just two runs in 13 appearances...converted all five of save opportunities for the Kernels...**PERSONAL:** Was one of the top closers in the Big East Conference as a junior in 2013...in three seasons made 17 starts and 44 relief appearances, combining for a record of 9-13, 3.66 ERA (162.1 IP, 66 ER) with 110 strikeouts and 65 walks...as a freshman helped Seton Hall to the 2011 Big East Championship...in 2012, he was named Big East and NJCBA Pitcher of the Week following his first career complete game and shutout...named to the All-Big East Third-Team in 2013...led the conference with 25 games finished and tied for sixth in the Big East with six saves...named NJCBA Fireman of the Year after posting a 2.40 ERA with 49 strikeouts in 48.2 innings pitched...played baseball for two seasons at Toms River (NJ) High School...named captain senior year...received Third-Team All-Ocean his junior season and First-Team All-State, First-Team All-Shore, First-Team All-Ocean, First-Team All-Group IV Coaches All-Division Team during his senior season...competed in the 2010 Senior All-Star game after going 7-3, 2.46 ERA on the mound and a .488 batting average with nine home runs and 24 RBI at the plate.

YEAR	TEAM	W-L	ERA	G	GS	CG	SH	SV	IP	H	R	ER	HR	HB	BB	SO	WP	BK	BAA
2013	Elizabethton	1-0	0.00	5	0	0	0	1	6.0	1	0	0	0	0	1	7	0	0	.050
	Cedar Rapids	1-1	1.06	13	0	0	0	5	17.0	12	2	2	0	0	0	7	3	0	.190
2014	Ft. Myers	2-4	4.93	32	0	0	0	5	45.2	53	28	25	4	2	24	38	4	0	.291
	Cedar Rapids	1-0	0.90	6	0	0	0	0	10.0	5	1	1	0	1	2	12	3	0	.135
2015	Ft. Myers	4-4	3.39	39	0	0	0	0	58.1	46	24	22	0	5	37	38	8	0	.234
Minor League Totals		**9-9**	**3.28**	**95**	**0**	**0**	**0**	**11**	**137.0**	**117**	**55**	**50**	**4**	**8**	**64**	**102**	**18**	**0**	**.234**

GOMEZ, MOISES ANTONIO — PITCHER

HEIGHT: 6-1 **BATS:** R **BORN:** 2/8/1997 in Valencia, VZ
WEIGHT: 193 **THROWS:** R **RESIDES:** Valencia, VZ
SIGNED BY: Luis Lajara **SCHOOL:** - -
HOW OBTAINED: Signed as an undrafted free agent, April 9, 2014.

YEAR	TEAM	W-L	ERA	G	GS	CG	SH	SV	IP	H	R	ER	HR	HB	BB	SO	WP	BK	BAA
2014	DSL Twins	1-2	2.03	9	5	0	0	0	26.2	26	11	6	1	1	10	30	2	0	.252
2015	GCL Twins	0-2	3.00	15	0	0	0	0	24.0	17	10	8	1	1	14	12	8	0	.210
Minor League Totals		**1-4**	**2.49**	**24**	**5**	**0**	**0**	**0**	**50.2**	**43**	**21**	**14**	**2**	**2**	**24**	**42**	**10**	**0**	**.234**

GONSALVES, STEPHEN WILLIAM — PITCHER

HEIGHT: 6-5 **BATS:** L **BORN:** 7/8/1994 in San Diego, CA
WEIGHT: 213 **THROWS:** L **RESIDES:** San Marcos, CA
SIGNED BY: John Leavitt **SCHOOL:** Cathedral Catholic (CA) High School
HOW OBTAINED: Selected by Twins in 4th round of 2013 First-Year Player Draft.

2015: Began season with Single-A Cedar Rapids in the starting rotation...made nine starts for the Kernels posting a record of 6-1, 1.15 ERA (55.0 IP, 7 ER) with 77 strikeouts and 15 walks...was named Midwest League Pitcher of the Week April 27 after tossing 7.0 innings, allowing one hit and one walk while striking out a career-high 11 on April 23...did not allow more than two earned runs in any of his nine starts with the Kernels and tossed at least 6.0 innings in seven of the nine...transferred to Single-A Ft. Myers on June 4 and finished the season making 15 starts for the Miracle...tossed his first career complete game August 18 vs. Charlotte, allowing one run on four hits in 7.0 innings...finished the season with the second lowest ERA (2.01) in the Twins minor league system behind only Williams Ramirez's 1.05...also finished second in the Twins minor leagues in wins (13) and strikeouts (132)...named by *Baseball America* as a Low Class-A All-Star and as the ninth best prospect in the Twins system following the season...was also named the left-handed starting pitcher on the Twins Organization All-Star team by MiLB.com...**2014:** Began season with Rookie Elizabethton and made six starts...transferred to Single-A Cedar Rapids, July 25...named Twins minor league Player of the Week August 15 after tossing a 7.0 inning shutout, allowing three hits, no walks and striking out five...named the 14th best prospect in the Twins system by *Baseball America* entering 2015...**2013:** Began professional career with the GCL Twins allowing just one run in 14.1 innings...transferred to Rookie Elizabethton August 4 and made three starts, striking out 21 and walking four...named the 13th best prospect in the Twins system by *Baseball America* entering 2014...**PERSONAL:** Went 10-0 with 79 strikeouts in 66.0 innings for Cathedral Catholic (CA) High School his junior season...was 6-1, 2.19 ERA in nine starts as a senior...in four high school seasons struck out 202 in 174.0 innings...tossed a complete game and struckout eight in the CIF San Diego Section Division III championship game in 2012.

GONSALVES continued...

YEAR	TEAM	W-L	ERA	G	GS	CG	SH	SV	IP	H	R	ER	HR	HB	BB	SO	WP	BK	BAA
2013	GCL Twins	1-0	0.63	5	2	0	0	0	14.1	8	1	1	0	0	7	18	0	0	.163
	Elizabethton	1-1	1.29	3	3	0	0	0	14.0	10	2	2	0	0	4	21	2	1	.200
2014	Elizabethton	2-0	2.79	6	6	0	0	0	29.0	23	12	9	1	1	10	26	1	1	.225
	Cedar Rapids	2-3	3.19	8	8	0	0	0	36.2	31	17	13	1	2	11	44	1	0	.228
2015	Cedar Rapids	6-1	1.15	9	9	0	0	0	55.0	29	8	7	2	4	15	77	2	0	.154
	Ft. Myers	7-2	2.61	15	15	1	0	0	79.1	66	26	23	2	1	38	55	7	0	.225
Minor League Totals		**19-7**	**2.17**	**46**	**43**	**1**	**0**	**0**	**228.1**	**167**	**66**	**55**	**6**	**8**	**85**	**241**	**13**	**2**	**.204**

GONZALEZ, MIGUEL ANTONIO — PITCHER

HEIGHT: 6-1 **BATS:** R **BORN:** 10/12/1994 in La Vega, DR
WEIGHT: 210 **THROWS:** R **RESIDES:** La Vega, DR
SIGNED BY: Fred Guerrero **SCHOOL:** - -
HOW OBTAINED: Signed as an undrafted free agent, July 2, 2011.

2015: Spent entire season with the GCL Twins...posted career-highs in ERA (1.59), strikeouts (40) and opponent average (.197)...finished third in the GCL with a 0.93 walks-per-9.0 IP ratio, fourth with a 7.76 baserunners-per-9.0 IP ratio and fifth with a 10.55 strikeouts-per-9.0 IP ratio...**2014:** Spent entire season with the GCL Twins...placed on the disabled list with a right forearm strain July 22...transferred to 60-day disabled list August 8 and missed the remainder of the season...**2013:** Spent entire season with the GCL Twins, making 20 relief appearances...led the Twins and was tied second in the GCL with five holds...led all Twins relievers with 33 strikeouts.

YEAR	CLUB	W-L	ERA	G	GS	CG	SH	SV	IP	H	R	ER	HR	HB	BB	SO	WP	BK	BAA
2012	DSL Twins	1-4	2.01	12	12	0	0	0	44.2	36	25	10	1	2	20	35	2	1	.211
2013	GCL Twins	0-0	1.05	20	0	0	0	3	25.2	20	6	3	0	3	9	33	1	1	.215
2014	GCL Twins	1-2	8.78	5	3	0	0	0	13.1	23	15	13	0	2	2	12	0	0	.371
2015	GCL Twins	3-2	1.59	15	3	0	0	1	39.2	29	8	7	0	4	7	40	7	1	.197
Minor League Totals		**5-8**	**2.41**	**52**	**18**	**0**	**0**	**4**	**123.1**	**108**	**54**	**33**	**1**	**11**	**38**	**120**	**10**	**3**	**.228**

GONZALEZ, ROBERTO ANIBAL — OUTFIELDER

HEIGHT: 6-0 **BATS:** L **BORN:** 3/14/1995 in Bronx, NY
WEIGHT: 204 **THROWS:** L **RESIDES:** Orlando, FL
SIGNED BY: Brett Dowdy **SCHOOL:** University (FL) High School
HOW OBTAINED: Selected by Twins in 15th round of 2014 First-Year Player Draft.

YEAR	TEAM	AVG	G	AB	R	H	2B	3B	HR	RBI	SH	SF	HB	BB	SO	SB	CS	E	OBP
2014	GCL Twins	.233	13	43	3	10	3	0	0	6	0	0	0	5	19	4	1	2	.313
2015	GCL Twins	.265	38	117	13	31	3	0	0	7	0	0	2	13	31	8	3	1	.348
Minor League Totals		**.256**	**51**	**160**	**16**	**41**	**6**	**0**	**0**	**13**	**0**	**0**	**2**	**18**	**50**	**12**	**4**	**3**	**.339**

GOODRUM, CARTIER NIKO [NIKO] — SHORTSTOP

HEIGHT: 6-4 **BATS:** S **BORN:** 2/28/1992 in Atlanta, GA
WEIGHT: 195 **THROWS:** R **RESIDES:** Jonesboro, GA
SIGNED BY: Jack Powell **SCHOOL:** Fayette County (GA) High School
HOW OBTAINED: Selected by Twins in 2nd round of 2010 First-Year Player Draft.

2015: Began season with Single-A Ft. Myers...transferred to Double-A Chattanooga June 10...finished the season with 29 stolen bases between the two stops, the third most steals in the Twins minor leagues...played 60 games at third base, 31 games at shortstop, 16 in the outfield and three at first base on the season...**2014:** Spent entire season with Single-A Ft. Myers...35 stolen bases were the most in the Twins organization and 58 walks were seventh, fourth among farm hands...played 92 games at third base, 26 at short and four at second...rated as having the best infield arm in the Florida State League by *Baseball America*...named the 29th best prospect in the Twins system by *Baseball America* entering 2015...**2013:** Spent entire season with Single-A Cedar Rapids as the every day shortstop...stole three bases July 17...20 steals were second on the team to Byron Buxton...played all four infield positions throughout the season...named a Midwest League Midseason All-Star...named the 26th best prospect in the Twins system by *Baseball America* entering 2014...**2012:** Ranked third on team in RBI...ranked No. 20 among Twins prospects by MLB.com entering the 2013 season...**2011:** Played entire season with Rookie Elizabethton...ranked 19th best prospect in Twins organization by *Baseball America* entering 2012...**2010:** Began professional career in Gulf Coast League after signing on June 22...played four games in the outfield, 16 at shortstop, six at third base and 10 at second base...ranked as having the best infield arm in the Twins system and 19th best prospect by *Baseball America* entering 2011.

YEAR	TEAM	AVG	G	AB	R	H	2B	3B	HR	RBI	SH	SF	HB	BB	SO	SB	CS	E	OBP
2010	GCL Twins	.161	36	118	10	19	4	0	0	5	0	1	0	9	34	4	2	9	.219
2011	Elizabethton	.275	59	204	39	56	10	3	2	20	0	1	4	21	56	8	1	25	.352
2012	Elizabethton	.242	58	227	38	55	12	8	4	38	0	3	1	38	56	6	3	18	.349
2013	Cedar Rapids	.260	103	385	62	100	22	4	4	45	4	2	4	60	105	20	4	27	.364
2014	Ft. Myers	.249	122	438	63	109	19	5	3	49	2	4	2	58	99	35	4	24	.337
2015	Ft. Myers	.220	53	205	24	45	11	1	4	19	0	1	2	32	59	11	5	14	.329
	Chattanooga	.244	61	209	33	51	6	5	5	19	0	1	0	28	51	18	4	14	.332
Minor League Totals		**.244**	**492**	**1786**	**269**	**435**	**84**	**26**	**22**	**195**	**6**	**13**	**13**	**246**	**460**	**102**	**23**	**131**	**.337**

GORDON, NICHOLAS CHAD (NICK) — SHORTSTOP

HEIGHT: 6-2 **BATS:** L **BORN:** 10/24/1995 in Avon Park, FL
WEIGHT: 175 **THROWS:** R **RESIDES:** Winter Garden, FL
SIGNED BY: Brett Dowdy **SCHOOL:** Olympia (FL) High School
HOW OBTAINED: Selected by Twins in 1st round pick (5th overall) in the 2014 First-Year Player Draft.

2015: Spent entire season with Single-A Cedar Rapids as the Kernels primary shortstop...led the Kernels in hits (133), runs (79), RBI (58) and doubles (23), and was second in stolen bases (25) and triples (7)...his 79 runs scored were second most in the Midwest League...finished with the fifth most stolen bases in the Twins system and the sixth highest batting average (.277)...rated as the fourth best prospect in the Twins system by *Baseball America* following the season...**2014:** Spent first professional season with Rookie Elizabethton as the team's shortstop...selected to the Appalachian League Postseason All-Star team...finished the season hitting .294, which was the fourth highest among Twins minor leaguers and eighth in the Twins organization...named the sixth best prospect in the Twins system by *Baseball America* and the 33rd best prospect in baseball by MLB.com entering 2015...**PERSONAL:** Was rated as the fifth best prospect in the draft by MLB.com...also ranked as the sixth best prospect, and as having the best infield arm, in the 2014 draft by *Baseball America*...native of Windermere, FL...is the son of three-time All-Star right-handed pitcher Tom "Flash" Gordon and brother of current Marlins infielder Dee Gordon...hit .494 with 10 doubles, two triples, five home runs, 27 RBI and 13 stolen bases in 99 plate appearances as a senior at Olympia High School, and .505 with 15 doubles, six triples and 12 stolen bases as a junior...was named the Gatorade Florida Baseball Player of the Year in 2013 and 14 and was named a Perfect Game All-American...verbally committed to Florida State, but elected to play professional baseball.

YEAR	TEAM	AVG	G	AB	R	H	2B	3B	HR	RBI	SH	SF	HB	BB	SO	SB	CS	E	OBP
2014	Elizabethton	.294	57	235	46	69	6	4	1	28	0	4	5	11	45	11	7	8	.333
2015	Cedar Rapids	.277	120	481	79	133	23	7	1	58	3	4	6	39	88	25	8	18	.336
Minor League Totals		**.282**	**177**	**716**	**125**	**202**	**29**	**11**	**2**	**86**	**3**	**8**	**11**	**50**	**133**	**36**	**15**	**26**	**.335**

GRANITE, ZACHARY THOMAS (ZACK) — OUTFIELDER

HEIGHT: 5-11 **BATS:** L **BORN:** 9/17/1992 in Staten Island, NY
WEIGHT: 167 **THROWS:** L **RESIDES:** Staten Island, NY
SIGNED BY: John Wilson **SCHOOL:** Seton Hall University (NJ)
HOW OBTAINED: Selected by Twins in 14th round of 2013 First-Year Player Draft.

2015: Began season with Single-A Cedar Rapids...named Twins minor league Player of the Month for April after hitting .358 (27-for-67) with five doubles, five RBI and 17 runs scored for the Kernels...transferred to Single-A Ft. Myers May 1...had 28 stolen bases on the season, which were fourth most among all Twins minor leaguers... his .266 combined batting average was the ninth best in the Twins system...**2014:** Began season with Single-A Cedar Rapids...made two stints on the 7-day disabled list; April 7-June 14 after diving for a ball and July 5-August 1, making a rehab assignment with GCL Twins...appeared in four games and was placed on the 7-day disabled list for the remainder of the season...**2013:** Began professional career with Rookie Elizabethton as an every day outfielder...led team in at-bats, runs, hits, walks and stolen bases and tied for team lead in triples...led Appalachian League in at-bats, was tied third in hits and stolen bases, tied fourth in games played and was fifth in runs...named to the Appalachian League Postseason All-Star team...**PERSONAL:** Played three seasons for Seton Hall, hitting .299 (189-for-633) with 23 doubles, 10 triples and 53 RBI in 156 games...named 2013 All-Big East First-Team, 2013 Rawlings/ABCA All-East Region Second-Team and 2012 All-Big East Third-Team...played baseball for three seasons at Tottenville (NJ) High School...named captain for his junior and senior year...was a two-time MVP and Advance All-Star...selected to First-Team All-City and chosen to play in the PSAL, CHSAA All-Star game...helped become City Champions his senior year with a .360 average, nine RBI and four triples...recorded a .436 average with three RBI, one home run and 14 runs during his junior campaign

YEAR	TEAM	AVG	G	AB	R	H	2B	3B	HR	RBI	SH	SF	HB	BB	SO	SB	CS	E	OBP
2013	Elizabethton	.285	61	242	39	69	4	5	0	24	2	3	2	29	25	14	7	3	.362
2014	Cedar Rapids	.291	21	79	9	23	2	2	0	2	1	1	0	4	8	1	4	0	.321
	GCL Twins	.214	4	14	4	3	0	0	0	0	0	0	0	2	4	3	0	0	.313
2015	Ft. Myers	.249	105	381	59	95	10	4	1	26	11	3	5	41	63	21	12	4	.328
	Cedar Rapids	.358	19	67	17	24	5	1	0	5	3	0	1	12	6	7	1	0	.463
Minor League Totals		**.273**	**210**	**783**	**128**	**214**	**21**	**12**	**1**	**57**	**17**	**7**	**8**	**88**	**106**	**46**	**24**	**7**	**.350**

GRATEROL, BRUSDAR JAVIER — PITCHER

HEIGHT: 6-1 **BATS:** R **BORN:** 8/26/1998 in Calabozo, VZ
WEIGHT: 203 **THROWS:** R **RESIDES:** Calabozo, VZ
SIGNED BY: Jose Leon **SCHOOL:** - -
HOW OBTAINED: Signed as an undrafted free agent, August 29, 2014.

YEAR	TEAM	W-L	ERA	G	GS	CG	SH	SV	IP	H	R	ER	HR	HB	BB	SO	WP	BK	BAA
2015	DSL Twins	0-1	2.45	4	4	0	0	0	11.0	12	4	3	0	2	1	17	1	0	.273
Minor League Totals		**0-1**	**2.45**	**4**	**4**	**0**	**0**	**0**	**11.0**	**12**	**4**	**3**	**0**	**2**	**1**	**17**	**1**	**0**	**.273**

GUZMAN, MANUEL ANGEL — INFIELDER

HEIGHT: 5-10 **BATS:** S **BORN:** 2/10/1995 in Santo Domingo Norte, DR
WEIGHT: 175 **THROWS:** R **RESIDES:** Santo Domingo Norte, DR
SIGNED BY: Fred Guerrero **SCHOOL:** - -
HOW OBTAINED: Signed as an undrafted free agent, May 7, 2013.

2015: Spent entire season with Rookie Elizabethton...finished third in the Appalachian League in stolen bases (19)...his .275 batting average was the seventh highest among Twins minor leaguers.

YEAR	TEAM	AVG	G	AB	R	H	2B	3B	HR	RBI	SH	SF	HB	BB	SO	SB	CS	E	OBP
2013	DSL Twins	.291	44	151	29	44	4	3	1	16	5	2	3	24	19	14	11	10	.394
2014	GCL Twins	.283	47	145	26	41	5	2	0	13	4	0	2	22	19	18	8	7	.385
2015	Elizabethton	.275	50	178	27	49	6	1	1	14	3	0	1	28	34	19	4	12	.377
Minor League Totals		**.283**	**141**	**474**	**82**	**134**	**15**	**6**	**2**	**43**	**12**	**2**	**6**	**74**	**72**	**51**	**23**	**29**	**.385**

HAAR, BRYAN JACOB — FIRST BASEMAN

HEIGHT: 6-3 **BATS:** R **BORN:** 12/9/1989 in San Diego, CA
WEIGHT: 224 **THROWS:** R **RESIDES:** San Diego, CA
SIGNED BY: John Leavitt **SCHOOL:** University of San Diego
HOW OBTAINED: Selected by Twins in 34th round of 2012 First-Year Player Draft.

2015: Began season with Single-A Ft. Myers...made two different stints on the disabled list April 9-20 with a back strain and July 10-September 2 with a hand fracture...made rehab assignment with GCL Twins...**2014:** Began season with Single-A Cedar Rapids...named to the Midwest League All-Star game...hit a career-high 14 home runs and tied a career mark with five triples...combined to hit 23 doubles in two stops...his 139 combined strikeouts were fifth most in the Twins organization, 14 homers were eight, and 189 total bases and 68 RBI were 12th...named a MiLB.com Organizational All-Star...**2013:** Played one game with Single-A Ft. Myers and spent the remainder of the season with Rookie Elizabethton...led E-Twins in average, home runs, total bases (110), and was tied for the lead in triples and RBI...split time playing in 24 games at first base and 24 at third base...tied for the Appalachian League lead with 25 extra-base hits...110 total bases were second in the Appy League, .474 slugging percentage, 68 hits and 232 at-bats were fifth most... .295 combined batting average was the ninth highest average in the Twins minor league system...**PERSONAL:** Played four seasons for the University of San Diego...was named to 2009 All-WCC Freshman team and a First-Team All-WCC selection as a junior in 2011...earned four varsity letters in baseball while playing at Grossmont (CA) High School...helped lead his team to three Grossmont North League championships and four CIF Division II championships...as a senior, hit .306 with nine home runs and 30 RBI en route to earning First-Team All-Grossmont North and Second-Team All-CIF distinction...as a junior, hit .408 with 10 home runs and 39 RBI en route to a Second-Team All-State underclassman, a First-Team All-League and a First-Team All-State distinction...as a sophomore, hit .370 with seven home runs and 36 RBI and was named First-Team All-League, First-Team All-CIF and was named the Rookie of the Year for the Grossmont North League.

YEAR	TEAM	AVG	G	AB	R	H	2B	3B	HR	RBI	SH	SF	HB	BB	SO	SB	CS	E	OBP
2012	GCL Twins	.250	44	148	12	37	9	1	1	14	0	2	3	13	35	3	3	4	.319
2013	Ft. Myers	.500	1	2	1	1	1	0	0	1	0	0	0	1	1	0	0	0	.667
	Elizabethton	.293	60	232	33	68	14	5	6	30	1	2	0	18	59	7	4	7	.341
2014	Cedar Rapids	.267	108	401	46	107	20	5	14	63	0	5	3	30	127	1	2	17	.319
	Ft. Myers	.226	10	31	3	7	3	0	0	5	0	1	0	4	12	0	0	2	.306
2015	Ft. Myers	.249	68	257	18	64	14	1	1	22	0	1	5	21	61	1	0	9	.317
	GCL Twins	.208	7	24	0	5	0	0	0	1	0	0	0	1	1	0	0	1	.240
Minor League Totals		**.264**	**298**	**1095**	**113**	**289**	**61**	**12**	**22**	**136**	**1**	**11**	**11**	**88**	**296**	**12**	**9**	**40**	**.322**

HARRISON, TRAVIS JOHN — OUTFIELDER

HEIGHT: 6-2 **BATS:** R **BORN:** 10/17/1992 in Orange, CA
WEIGHT: 215 **THROWS:** R **RESIDES:** Ft. Myers, FL
SIGNED BY: John Leavitt **SCHOOL:** Tustin (CA) High School
HOW OBTAINED: Selected by Twins in compensation round pick (50th overall) in the 2011 First-Year Player Draft.

2015: Spent entire season with Double-A Chattanooga as the primary rightfielder...placed on the disabled list July 5 with stomach inflammation and spent two days in the hospital...reinstated from the DL July 12 and set a career-high with five RBI in his first game back...**2014:** Spent entire season with Single-A Ft. Myers...scored 80 runs, which led the Miracle and was third in the Florida State League...also led the Miracle in walks and doubles, and was second in hits behind only Adam Brett Walker (124)...played 15 games at third base and made the transition to playing leftfield, appearing in 98 games in the outfield...64 walks were the third most in the Twins organization behind Brian Dozier (89) and Aaron Hicks (73)...named the 30th best prospect in the Twins system by *Baseball America* entering 2015...**2013:** Spent entire season with Single-A Cedar Rapids where he was the primary third baseman starting 112 games...15 home runs were second among all Kernels behind Adam Brett Walker (27)...tied for first on the team in games and third in hits...named a Midwest League Midseason All-Star...named the 25th best prospect in the Twins system by *Baseball America* entering 2014...**2012:** Ranked No. 15 among Twins prospects by MLB.com entering the 2013 season...ranked 17th best prospect in Twins organization by *Baseball America* entering 2013...**2011:** Ranked 11th best prospect in Twins organization by *Baseball America* entering 2012...**PERSONAL:** Hit .444 (130-for-293) with 32 home runs, 36 doubles, four triples and 95 RBI in 106 games in four seasons for Tustin (CA) High School from 2007-11.

YEAR	TEAM	AVG	G	AB	R	H	2B	3B	HR	RBI	SH	SF	HB	BB	SO	SB	CS	E	OBP
2012	Elizabethton	.301	60	219	39	66	12	4	5	27	0	3	7	24	51	3	0	24	.383
2013	Cedar Rapids	.253	129	450	66	114	28	0	15	59	2	3	14	68	125	2	4	26	.366
2014	Ft. Myers	.269	129	458	80	123	33	1	3	59	0	8	7	64	86	7	5	9	.361
2015	Chattanooga	.240	115	396	64	95	23	4	5	54	0	4	14	65	102	3	9	4	.363
Minor League Totals		**.261**	**433**	**1523**	**249**	**398**	**96**	**9**	**28**	**199**	**2**	**18**	**42**	**221**	**364**	**15**	**18**	**63**	**.366**

HARTONG, BRADLEY WILLIAM (BRAD) — CATCHER

HEIGHT: 6-4 **BATS:** R **BORN:** 2/4/1992 in Long Beach, CA
WEIGHT: 205 **THROWS:** R **RESIDES:** Los Alamitos, CA
SIGNED BY: Jeff Pohl **SCHOOL:** University of Indiana
HOW OBTAINED: Selected by Twins in 29th round of 2015 First-Year Player Draft.

2015: Began professional career with Rookie Elizabethton playing 18 games in the outfield, 12 as designated hitter and four behind the plate...**PERSONAL:** Attended the University of Indiana from 2013-15 where he finished his career with a .307 (120-for-391) batting average in 108 games with 63 runs, 64 RBI and 24 doubles...as a senior in 2015 was All-Big Ten Tournament Team selection after leading IU with nine total bases and four runs scored in four games...was a Johnny Bench Award Watch List selection...played in 59 games and started 57 (55 at catcher, two at DH) and led Big Ten in catcher caught stealing (21)...was third for Indiana with .303 batting average, 70 hits, 36 runs scored and 13 doubles...as a junior in 2014 was a First-Team All-Big Ten selection...attended Cypress College JC in 2012 and was a Junior College All-America...threw out 26-of-32 attempted base stealers in 2012 and hit .380 with nine RBI as a freshman...sister Emily was a First-Team All-American volleyball player at Hawaii and other sister Hailey rowed at UCLA.

YEAR	TEAM	AVG	G	AB	R	H	2B	3B	HR	RBI	SH	SF	HB	BB	SO	SB	CS	E	OBP
2015	Elizabethton	.292	35	120	16	35	9	1	0	11	0	0	1	4	18	0	0	0	.320
Minor League Totals		**.292**	**35**	**120**	**16**	**35**	**9**	**1**	**0**	**11**	**0**	**0**	**1**	**4**	**18**	**0**	**0**	**0**	**.320**

HAYMAN, BRYANT — CATCHER

HEIGHT: 6-0 **BATS:** R **BORN:** 10/13/1992 in Waycross, GA
WEIGHT: 235 **THROWS:** R **RESIDES:** Waycross, GA
SIGNED BY: Jack Powell **SCHOOL:** Ware County (GA) HS
HOW OBTAINED: Signed as an undrafted free agent, June 18, 2015.

YEAR	TEAM	AVG	G	AB	R	H	2B	3B	HR	RBI	SH	SF	HB	BB	SO	SB	CS	E	OBP
2015	GCL Twins	.222	33	99	16	22	7	2	2	11	0	1	4	11	33	0	0	2	.322
Minor League Totals		**.222**	**33**	**99**	**16**	**22**	**7**	**2**	**2**	**11**	**0**	**1**	**4**	**11**	**33**	**0**	**0**	**2**	**.322**

HENRIQUEZ, ZAINO NASIB — SHORTSTOP

HEIGHT: 5-11 **BATS:** R **BORN:** 6/7/1998 in Willemstad, Curacao
WEIGHT: 166 **THROWS:** R **RESIDES:** Willemstad, Curacao
SIGNED BY: Lester Victoria **SCHOOL:** - -
HOW OBTAINED: Signed as an undrafted free agent, August 28, 2014.

YEAR	TEAM	AVG	G	AB	R	H	2B	3B	HR	RBI	SH	SF	HB	BB	SO	SB	CS	E	OBP
2015	DSL Twins	.182	45	137	21	25	1	1	0	10	1	2	2	12	35	2	2	6	.255
Minor League Totals		**.182**	**45**	**137**	**21**	**25**	**1**	**1**	**0**	**10**	**1**	**2**	**2**	**12**	**35**	**2**	**2**	**6**	**.255**

HERNANDEZ, FRANCISCO ISMAEL — OUTFIELDER

HEIGHT: 5-10 **BATS:** S **BORN:** 9/20/1995 in Santo Domingo Este, DR
WEIGHT: 167 **THROWS:** R **RESIDES:** Santo Domingo Este, DR
SIGNED BY: Fred Guerrero **SCHOOL:** - -
HOW OBTAINED: Signed as an undrafted free agent, March 27, 2014.

YEAR	TEAM	AVG	G	AB	R	H	2B	3B	HR	RBI	SH	SF	HB	BB	SO	SB	CS	E	OBP
2014	DSL Twins	.210	42	119	20	25	0	0	0	13	2	0	3	27	36	7	6	1	.369
2015	DSL Twins	.276	44	152	21	42	5	1	1	17	3	0	6	13	37	5	5	3	.357
Minor League Totals		**.247**	**86**	**271**	**41**	**67**	**5**	**1**	**1**	**30**	**5**	**0**	**9**	**40**	**73**	**12**	**11**	**4**	**.363**

HERNANDEZ, LUIS RENE — PITCHER

HEIGHT: 6-2 **BATS:** R **BORN:** 1/28/1996 in Cayey, PR
WEIGHT: 223 **THROWS:** R **RESIDES:** Kissimmee, FL
SIGNED BY: Fred Guerrero **SCHOOL:** Liberty (FL) High School
HOW OBTAINED: Signed as an undrafted free agent, April 21, 2014.

YEAR	TEAM	W-L	ERA	G	GS	CG	SH	SV	IP	H	R	ER	HR	HB	BB	SO	WP	BK	BAA
2014	DSL Twins	2-4	3.04	17	7	0	0	1	47.1	43	25	16	0	8	27	38	12	0	.238
2015	GCL Twins	0-2	10.57	9	3	0	0	0	15.1	24	23	18	3	6	15	15	14	0	.353
Minor League Totals		**2-6**	**4.88**	**26**	**10**	**0**	**0**	**1**	**62.2**	**67**	**48**	**34**	**3**	**14**	**42**	**53**	**26**	**0**	**.269**

HERRERA, EDGAR ADRIAN — OUTFIELDER

HEIGHT: 6-0 **BATS:** L **BORN:** 4/19/1997 in Guarenas, VZ
WEIGHT: 170 **THROWS:** L **RESIDES:** Guarenas, VZ
SIGNED BY: Jose Leon **SCHOOL:** - -
HOW OBTAINED: Signed as an undrafted free agent, July 4, 2013.

YEAR	TEAM	AVG	G	AB	R	H	2B	3B	HR	RBI	SH	SF	HB	BB	SO	SB	CS	E	OBP
2014	DSL Twins	.259	43	139	17	36	2	2	0	15	1	3	1	23	23	5	5	2	.361
2015	DSL Twins	.255	54	192	22	49	8	0	0	20	2	2	4	15	18	4	8	10	.319
Minor League Totals		**.257**	**97**	**331**	**39**	**85**	**10**	**2**	**0**	**35**	**3**	**5**	**5**	**38**	**41**	**9**	**13**	**12**	**.338**

HERRERA, JUAN FRANCISCO — PITCHER

HEIGHT: 6-3 **BATS:** R **BORN:** 1/28/1996 in San Pedro de Macoris, DR
WEIGHT: 180 **THROWS:** R **RESIDES:** Santo Domingo Este, DR
SIGNED BY: Fred Guerrero **SCHOOL:** - -
HOW OBTAINED: Signed as an undrafted free agent, April 4, 2014.

YEAR	TEAM	W-L	ERA	G	GS	CG	SH	SV	IP	H	R	ER	HR	HB	BB	SO	WP	BK	BAA
2014	DSL Twins	2-2	3.31	12	1	0	0	3	16.1	14	11	6	2	4	7	8	1	0	.233
2015	DSL Twins	3-3	4.54	15	14	0	0	0	69.1	63	41	35	5	13	20	64	11	0	.239
Minor League Totals		**5-5**	**4.31**	**27**	**15**	**0**	**0**	**3**	**85.2**	**77**	**52**	**41**	**7**	**17**	**27**	**72**	**12**	**0**	**.238**

HICKS, DALTON JAMES (D.J.) — FIRST BASEMAN

HEIGHT: 6-5 **BATS:** L **BORN:** 4/2/1990 in Orlando, FL
WEIGHT: 246 **THROWS:** R **RESIDES:** Altamonte Spring, FL
SIGNED BY: Billy Corrigan **SCHOOL:** University of Central Florida
HOW OBTAINED: Selected by Twins in 17th round of 2012 First-Year Player Draft.

2015: Began season with Double-A Chattanooga as the Lookouts primary first baseman...placed on disabled list May 18...made rehab assignment with the GCL Twins and was reinstated from the DL July 25 and transferred to Single-A Ft. Myers the same day...transferred back to Chattanooga July 29 and finished the season with the Lookouts...**2014:** Spent the entire season with Single-A Ft. Myers...76 RBI were second among Miracle, fourth in the Florida State League, and sixth in the Twins organization, third among farm hands...was 12th in the Twins organization in runs (69) and eighth in walks (57)...**2013:** Began season with Single-A Cedar Rapids where he had third highest average and home runs on the team, tied for second on team in doubles and second in RBI while playing 85 games at first base...named the Midwest League Player of the Week April 14 after hitting .387 (12-for-31) with seven doubles, two home runs and 10 RBI in nine games to start the season...

HICKS, D.J. continued...

finished fourth in the Midwest League with his .494 slugging percentage...transferred to Ft. Myers July 17 and finished the season with the Miracle...led the Twins minor league system with a combined 110 RBI while his .289 combined average was 10th best...named the Twins minor league Player of the Week August 16 after hitting .435 (10-for-23) with two home runs in eight RBI in six games for the Miracle...**2012:** Began his professional career with Rookie Elizabethton...**PERSONAL:** Was named preseason Conference USA Player of the Year in 2012...twice was named to the NCAA Regional All-Tournament Team...ranks second on the school's all-time list in sacrifice flies, fifth in homers, sixth in RBIs and seventh in walks...he was named third team All-America in 2011 by the NCBWA.

YEAR	TEAM	AVG	G	AB	R	H	2B	3B	HR	RBI	SH	SF	HB	BB	SO	SB	CS	E	OBP
2012	Elizabethton	.270	31	115	21	31	7	0	4	25	0	0	2	19	37	1	0	2	.382
2013	Cedar Rapids	.297	89	354	50	105	31	0	13	82	3	7	2	34	85	0	1	9	.355
	Ft. Myers	.270	42	148	18	40	8	0	4	28	0	4	2	22	38	0	1	2	.364
2014	Ft. Myers	.262	118	423	69	111	24	2	11	76	0	10	1	57	94	1	1	8	.344
2015	Chattanooga	.227	60	225	23	51	8	1	6	31	0	2	0	32	66	1	2	6	.320
	GCL Twins	.267	5	15	1	4	3	0	0	2	0	0	0	3	2	0	0	0	.389
	Ft. Myers	.286	5	14	1	4	1	0	0	1	0	0	0	2	1	0	0	0	.375
Minor League Totals		**.267**	**350**	**1294**	**183**	**346**	**82**	**3**	**38**	**245**	**3**	**23**	**7**	**169**	**323**	**3**	**5**	**27**	**.350**

HILDENBERGER, TREVOR SEAN — PITCHER

HEIGHT: 6-2 **BATS:** R **BORN:** 12/15/1990 in Mountain View, CA
WEIGHT: 211 **THROWS:** R **RESIDES:** San Jose, CA
SIGNED BY: Elliot Strankman **SCHOOL:** University of California - Berkeley
HOW OBTAINED: Selected by Twins in 22nd round of 2014 First-Year Player Draft.

2015: Began season with Single-A Cedar Rapids...converted first eight save opportunities and 14 of his 15 total save opps with the Kernels...named a Midwest League Midseason All-Star after going 2-1, 0.51 ERA (35.1 IP, 2 ER) with eight saves, 46 strikeouts and five walks in 20 appearances...transferred to Single-A Ft. Myers July 22 and converted three of his five save opps with the Miracle...led the Twins minor league system with 17 saves on the season...following the season was named a Low Class-A All-Star and 27th best prospect in the Twins system by *Baseball America*, and the relief pitcher on the Twins Organization All-Star team by MiLB.com...**2014:** Began season with the GCL Twins...made a league-high 23 appearances and a share of the league lead with 10 saves...was named a GCL All-Star...**PERSONAL:** Tied a Cal-Berkeley school record with 10 single-season saves as a senior in 2014, going 3-3, 2.83 ERA and 48 strikeouts and 11 walks in 47.2 innings...honorable mention All-Pac-12 and honorable mention Pac-12 All-Academic...picked up 10th save in last collegiate game, throwing 3.0 innings with one hit and three strikeouts May 24 at Oregon...ended career with 12 saves, ninth on the all-time Cal list...attended Archbishop Mitty (CA) High School...finished 8-6 as a senior with 60 strikeouts and a 3.79 ERA...was a member of the Milwaukee Brewers 2008 Area Code Team.

YEAR	TEAM	W-L	ERA	G	GS	CG	SH	SV	IP	H	R	ER	HR	HB	BB	SO	WP	BK	BAA
2014	GCL Twins	1-4	2.57	23	0	0	0	10	28.0	27	12	8	1	1	5	30	0	0	.243
	Elizabethton	0-0	0.00	1	0	0	0	0	1.0	0	0	0	0	0	0	2	0	0	.000
2015	Ft. Myers	1-1	3.32	13	0	0	0	3	19.0	15	7	7	0	1	2	21	2	0	.231
	Cedar Rapids	2-1	0.80	28	0	0	0	14	45.0	24	6	4	0	1	5	59	2	0	.153
Minor League Totals		**4-6**	**1.84**	**65**	**0**	**0**	**0**	**27**	**93.0**	**66**	**25**	**19**	**1**	**3**	**12**	**112**	**4**	**0**	**.196**

HURLBUT, DAVID JAMES — PITCHER

HEIGHT: 6-3 **BATS:** L **BORN:** 11/24/1989 in Fullerton, CA
WEIGHT: 223 **THROWS:** L **RESIDES:** Concord, CA
SIGNED BY: John Leavitt **SCHOOL:** Cal State Fullerton
HOW OBTAINED: Selected by Twins in 28th round of 2011 First-Year Player Draft.

2015: Began the season on the disabled list and was reinstated May 11, joining Single-A Ft. Myers...made two appearances with the Miracle not allowing an earned run in 12.0 innings...transferred to Double-A Chattanooga May 22...named Twins minor league Player of the Week June 12 after going 2-0, 0.64 ERA (14.0 IP, 1 ER) with three walks and nine strikeouts in two starts for the Lookouts...made 17 starts for the Lookouts, including two complete games July 8 and August 6...made 12 starts following the All-Star break for Chattanooga, going 8-4, 3.11 ERA (72.1 IP, 25 ER)...transferred to Triple-A Rochester August 15 and made one start before being transferred back to Chattanooga where he finished the season...made two starts in the Southern League Postseason, going 2-0, 2.08 ERA (13.0 IP, 3 ER)...finished tied third in the Souther League in wins (11)...**2014:** Began the season with Single-A Ft. Myers...placed on the 7-day disabled list June 3...rehab assignment for the GCL Twins making three starts to end the season...**2013:** Began season with Single-A Cedar Rapids making 21 relief appearances and three starts...converted six of eight save opportunities...transferred to Single-A Ft. Myers August 13 and finished the season with the Miracle making four starts...**PERSONAL:** Originally selected by the Twins in the 35th round of the 2009 Draft but did not sign.

YEAR	CLUB	W-L	ERA	G	GS	CG	SH	SV	IP	H	R	ER	HR	HB	BB	SO	WP	BK	BAA
2011	Elizabethton	3-6	4.50	13	12	0	0	0	66.0	82	39	33	7	2	12	51	4	0	.300
2012	Beloit	6-6	2.76	25	15	0	0	1	111.0	105	47	34	5	5	25	85	7	2	.249
2013	Cedar Rapids	3-1	2.52	24	3	0	0	6	50.0	40	20	14	3	1	8	46	3	0	.207
	Ft. Myers	1-1	3.54	4	4	0	0	0	20.1	25	9	8	0	0	5	18	0	0	.309
2014	Ft. Myers	3-3	2.05	11	8	1	0	0	57.0	53	19	13	2	0	11	31	3	0	.249
	GCL Twins	0-1	3.24	3	3	0	0	0	8.1	9	4	3	0	0	2	4	0	0	.265
2015	Chattanooga	11-6	3.59	17	17	2	0	0	100.1	106	44	40	4	2	35	59	0	0	.278
	Ft. Myers	0-1	0.00	2	1	0	0	0	12.0	6	4	0	0	1	3	9	2	0	.143
	Rochester	0-0	2.70	1	1	0	0	0	6.2	9	2	2	0	1	0	2	1	0	.346
Minor League Totals		**27-25**	**3.06**	**100**	**64**	**3**	**0**	**7**	**431.2**	**435**	**188**	**147**	**21**	**12**	**101**	**305**	**20**	**2**	**.261**

IRBY, CHARLES KENNETH [C.K.] — PITCHER

HEIGHT: 6-2 **BATS:** R **BORN:** 5/6/1992 in Florence, AL
WEIGHT: 204 **THROWS:** R **RESIDES:** Collinwood, TN
SIGNED BY: Jack Powell **SCHOOL:** Samford University
HOW OBTAINED: Selected by Twins in 10th round of 2013 First-Year Player Draft.

2015: Began season with Single-A Cedar Rapids...transferred to Rookie Elizabethton May 18 and finished the season with the E-Twins...tossed at least 1.0 inning in each of his 26 combined appearances...**2014:** Spent the entire season with Rookie Elizabethton making 19 relief appearances...placed on the 7-day disabled list June 20; reinstated July 7...**PERSONAL:** Played three seasons at Samford, going 17-9, 3.29 ERA...was primarily a reliever as a freshman and sophomore, but started on weekends as a junior...went 7-6, 4.04 ERA with 90 strikeouts, three complete games and a shutout on the mound and led Samford with a .383 average, 16 doubles and 59 RBI to go along with eight home runs as a junior in 2013...named a 2013 Louisville Slugger/CollegeBaseballInsider.com All-American...named 2010 Alabama 2A Most Valuable Player and Player of the Year for Mars Hill Bible School in Florence, AL...member of the National Honor Society...hit .456 at the plate and posted a record of 7-2 with a 1.92 earned run average as a junior for Mars Hill.

YEAR	TEAM	W-L	ERA	G	GS	CG	SH	SV	IP	H	R	ER	HR	HB	BB	SO	WP	BK	BAA
2013	Elizabethton	0-1	3.29	10	0	0	0	1	13.2	10	6	5	1	2	7	10	1	0	.204
2014	Elizabethton	1-1	1.35	19	0	0	0	2	33.1	26	8	5	0	2	13	51	0	0	.206
2015	Cedar Rapids	0-0	3.21	10	0	0	0	1	14.0	9	5	5	0	0	14	20	1	0	.191
	Elizabethton	3-0	3.31	16	0	0	0	2	35.1	31	20	13	2	1	15	44	6	0	.233
Minor League Totals		**4-2**	**2.62**	**55**	**0**	**0**	**0**	**6**	**96.1**	**76**	**39**	**28**	**3**	**5**	**49**	**125**	**8**	**0**	**.214**

JAVIER, WANDER — INFIELDER

HEIGHT: 6-1 **BATS:** R **BORN:** 12/29/1998 in Banao, DR
WEIGHT: 165 **THROWS:** R **RESIDES:** Bonao, DR
SIGNED BY: Fred Guerrero **SCHOOL:** - -
HOW OBTAINED: Signed as an undrafted free agent, July 2, 2015.

PERSONAL: Rated as the ninth best prospect in the 2015 international class by *Baseball America*, fifth by Fangraphs and eighth by MLB.com...trained with Josue Mateo...played in the Dominican Prospect League...rated as the 11th best prospect in the Twins system by *Baseball America* entering 2016.

YEAR	TEAM	AVG	G	AB	R	H	2B	3B	HR	RBI	SH	SF	HB	BB	SO	SB	CS	E	OBP

2016 will be his first season in professional baseball.

JAY, TYLER RYAN — PITCHER

HEIGHT: 6-1 **BATS:** L **BORN:** 4/19/1994 in Hindsale, IL
WEIGHT: 185 **THROWS:** L **RESIDES:** St. Petersburg, FL
SIGNED BY: Jeff Pohl **SCHOOL:** University of Illinois
HOW OBTAINED: Selected by Twins in 1st round pick (6th overall) in the 2015 First-Year Player Draft.

2015: Began professional career with Single-A Ft. Myers...made 19 appearances, with 17 of them being 1.0 inning...held left-handers to a .150 (3-for-20) average with just one double, no walks and seven strikeouts...right-handers hit .283 (15-for-53)...rated as the fifth best prospect in the Twins system by *Baseball America* following the season...**PERSONAL:** Was rated by *Baseball America* as having the best breaking ball, best command and closest to the majors in the 2015 First-Year Player Draft...attended the University of Illinois...went 5-2 with a 1.08 ERA (66.2 IP, 8 ER), 76 strikeouts and seven walks in 30 appearances (2 starts) for the Fighting Illini in 2015 and finished his career 10-6 with a 1.68 ERA (128.2 IP, 24 ER), 30 walks and 143 strikeouts in 71 career appearances (2 starts) over three seasons for Illinois...was named the Big Ten Pitcher of the Year, Louisville Slugger First-Team All-American and a semifinalist for the Dick Howser Trophy, Golden Spikes Award and National Pitcher of the Year...was the Illini closer and holds the school record for saves in a single-season (14, 2015) and saves in a career (24).

YEAR	TEAM	W-L	ERA	G	GS	CG	SH	SV	IP	H	R	ER	HR	HB	BB	SO	WP	BK	BAA
2015	Ft. Myers	0-1	3.93	19	0	0	0	1	18.1	18	10	8	0	0	8	22	0	0	.247
Minor League Totals		**0-1**	**3.93**	**19**	**0**	**0**	**0**	**1**	**18.1**	**18**	**10**	**8**	**0**	**0**	**8**	**22**	**0**	**0**	**.247**

JOHNSON, COLE RICHARD — PITCHER

HEIGHT: 6-3 **BATS:** R **BORN:** 10/6/1988 in Appleton, WI
WEIGHT: 197 **THROWS:** R **RESIDES:** Hudson, OH
SIGNED BY: Jeff Pohl **SCHOOL:** University of Notre Dame
HOW OBTAINED: Selected by Twins in 44th round of 2011 First-Year Player Draft.

2015: Began season with Double-A Chattanooga...transferred to Triple-A Rochester June 12...**2014:** Spent entire season with Double-A New Britain...named an Eastern League Midseason All-Star...finished second on team with nine saves...49 appearances were the fifth most in the EL...10.16 strikeouts-per-9.0 innings was the eighth highest ratio in the Twins organization...**2013:** Began season with Single-A Ft. Myers...allowed just two runs in 22.0 innings in 13 appearances and was transferred to Double-A New Britain...**2012:** Played entire season with Single-A Beloit...pitched in 16 games...recorded 48 strikeouts in 42.0 innings pitched...**2011:** Began season with GCL Twins...transferred to Elizabethton July 21.

YEAR	TEAM	W-L	ERA	G	GS	CG	SH	SV	IP	H	R	ER	HR	HB	BB	SO	WP	BK	BAA
2011	GCL Twins	1-1	0.00	7	0	0	0	1	14.0	7	1	0	0	3	1	12	1	0	.152
	Elizabethton	1-1	2.14	12	0	0	0	1	21.0	19	10	5	1	0	8	22	0	0	.247
2012	Beloit	3-1	1.71	16	5	0	0	0	42.0	37	10	8	2	3	11	48	1	0	.231
2013	Ft. Myers	2-0	0.82	13	0	0	0	2	22.0	13	2	2	0	2	5	20	1	0	.171
	New Britain	1-3	4.38	28	0	0	0	3	39.0	35	21	19	6	2	15	48	3	1	.235
2014	New Britain	3-8	3.84	49	2	0	0	9	72.2	71	36	31	6	4	21	82	6	0	.251
2015	Chattanooga	2-1	3.18	18	0	0	0	2	28.1	26	11	10	0	3	9	33	0	0	.250
	Rochester	0-1	3.42	17	0	0	0	0	23.2	27	10	9	3	2	11	15	2	0	.290
Minor League Totals		**13-16**	**2.91**	**160**	**7**	**0**	**0**	**18**	**262.2**	**235**	**102**	**85**	**18**	**19**	**81**	**280**	**14**	**1**	**.238**

JORGE, FELIX DE JESUS — PITCHER

HEIGHT: 6-2 **BATS:** R **BORN:** 1/2/1994 in Santiago, DR
WEIGHT: 174 **THROWS:** R **RESIDES:** Santiago, DR
SIGNED BY: Fred Guerrero **SCHOOL:** - -
HOW OBTAINED: Signed as an undrafted free agent, February 21, 2011.

2015: Spent entire season with Single-A Cedar Rapids in the starting rotation...named Midwest League Pitcher of the Week April 20 after going 1-0, 0.75 ERA (12.0 IP, 1 ER) with four walks and 19 strikeouts in two starts...named the Twins minor league Player of the Week July 24 after going 1-0, 2.57 ERA (7.0 IP, 2 ER) with one walk and seven strikeouts for the Kernels...named a Midwest League Midseason All-Star...tossed 6.0 shutout innings in Game 1 of the Midwest League Championship Series...finished the season with the seventh best ERA (2.79) among Twins farm hands and in the Midwest League...had the second lowest baserunners-per-9.0 IP (9.58) and opponent batting average (.225) in the Midwest League, and third lowest WHIP (1.06) in the ML...rated as the 24th best prospect in the Twins system by *Baseball America* following the season...**2014:** Began the season with Single-A Cedar Rapids...made 12 appearances (8 starts) and was transferred to Rookie Elizabethton June 3...tossed a complete game shutout August 11 at Bristol, allowing two hits and one walk while striking out seven in 7.0 innings...made 12 starts for E-Town on his way to being named the Appalachian League Pitcher of the Year and a AL Postseason All-Star...finished third in the AL in innings, fourth in ERA, and fifth in strikeouts-per-9.0 innings (8.32) and WHIP (1.20)...named a *Baseball America* Rookie Class-A All-Star and the 28th best prospect in the Twins system by *Baseball America* following the season...**2013:** Played entire season with Rookie Elizabethton making a team high 12 starts...was first season to not make a relief appearance...2.95 ERA was second lowest among Elizabethton pitchers and was the fifth lowest in the Twins minor league system...72 strikeouts were third most in the Appalachian League while his 10.62 strikeouts-per-9.0 innings pitched led the Appy League...named the 17th best prospect in the Twins system by *Baseball America* entering 2014.

YEAR	TEAM	W-L	ERA	G	GS	CG	SH	SV	IP	H	R	ER	HR	HB	BB	SO	WP	BK	BAA
2011	DSL Twins	2-1	2.67	9	5	0	0	1	27.0	19	12	8	0	2	9	26	4	1	.192
2012	GCL Twins	0-3	2.34	12	7	0	0	1	34.2	30	11	9	0	2	12	37	5	1	.221
2013	Elizabethton	2-2	2.95	12	12	0	0	0	61.0	56	26	20	2	2	18	72	5	1	.245
2014	Cedar Rapids	2-5	9.00	12	8	0	0	0	39.0	57	40	39	9	2	20	23	5	0	.354
	Elizabethton	4-2	2.59	12	12	2	1	0	66.0	58	20	19	2	4	14	61	4	0	.237
2015	Cedar Rapids	6-7	2.79	23	22	0	0	0	142.0	118	52	44	11	3	32	114	6	2	.225
Minor League Totals		**16-20**	**3.38**	**80**	**66**	**2**	**1**	**2**	**369.2**	**338**	**161**	**139**	**24**	**15**	**105**	**333**	**29**	**5**	**.242**

KELLY, PATRICK SEAN (PAT) — INFIELDER

HEIGHT: 5-11 **BATS:** R **BORN:** 11/19/1992 in Red Wing, MN
WEIGHT: 191 **THROWS:** R **RESIDES:** Naples, FL
SIGNED BY: John Wilson **SCHOOL:** University of Nebraska
HOW OBTAINED: Selected by Twins in 12th round of 2014 First-Year Player Draft.

2015: Spent entire season with Single-A Cedar Rapids as the Kernels primary second baseman...played 63 games at second, 14 at first and 11 at third on the season...**2014:** Spent first season with Rookie Elizabethton...**PERSONAL:** Was a three-time All-Big Ten performer for Nebraska and two-time First-Team selection...was named a freshman All-American by *Baseball America*, Collegiate Baseball, Perfect Game and the NCBWA...was a Second-Team All-Big Ten selection at second base and was honored on the All-Big Ten Freshman Team after hitting .313 in 41 starts and posting a team-high .521 slugging percentage with 16 extra-base hits, including eight home runs...hit the most home runs by a Husker freshman since 2000, when Matt Hopper hit 21...one of seven finalists for the 2011 Minnesota Minute Men Mr. Baseball Award and was a 2011 All-Metro pick by the Minneapolis Star Tribune...led Red Wing (MN) High School to the 2011 Minnesota Conference championship and its first winning season since 2007 with a .436 batting average and five home runs as a senior...hit .442 over three seasons for the Wingers under Jim Bombach with 13 home runs and 74 RBI...played summer baseball for the Ohio Warhawks under Ron Slusher, one of the top 18-under programs in the country...helped the team post a 40-4 record in 2010 and a 35-3 record in 2011 on their way to their third and fourth consecutive national championships.

YEAR	TEAM	AVG	G	AB	R	H	2B	3B	HR	RBI	SH	SF	HB	BB	SO	SB	CS	E	OBP
2014	Elizabethton	.242	39	128	16	31	7	1	0	7	0	1	1	8	36	4	0	4	.290
2015	Cedar Rapids	.220	95	327	41	72	13	4	3	30	6	5	6	22	78	1	3	8	.278
Minor League Totals		**.226**	**134**	**455**	**57**	**103**	**20**	**5**	**3**	**37**	**6**	**6**	**7**	**30**	**114**	**5**	**3**	**12**	**.281**

KENDRICK, KOLTON BRADLEY — INFIELDER

HEIGHT: 6-3 **BATS:** L **BORN:** 8/10/1996 in Loranger, LA
WEIGHT: 216 **THROWS:** R **RESIDES:** Loranger, LA
SIGNED BY: Greg Runser **SCHOOL:** Oak Forest Academy (LA)
HOW OBTAINED: Selected by Twins in 8th round of 2015 First-Year Player Draft.

PERSONAL: Rated as the 62nd overall prospect in the 2015 First-Year Player Draft by *Baseball America* and the 177th best prospect by MLB.com...hit 15 home runs with an aluminum bat as a junior at Loranger High School (LA) before transferring to Oak Forest Academy (Amite, LA) where he hit .420 with nine home runs, 14 doubles, 35 RBI and 50 walks compared to 11 strikeouts, primarily with a wood bat...was an all-district selection and conference All-Star...led Oak Forest to a district championship and state runner-up in his senior season.

YEAR	TEAM	AVG	G	AB	R	H	2B	3B	HR	RBI	SH	SF	HB	BB	SO	SB	CS	E	OBP
2015	GCL Twins	.200	24	70	7	14	3	1	0	5	0	0	1	18	24	0	0	1	.371
Minor League Totals		**.200**	**24**	**70**	**7**	**14**	**3**	**1**	**0**	**5**	**0**	**0**	**1**	**18**	**24**	**0**	**0**	**1**	**.371**

KIHLE, DANIEL LEE — OUTFIELDER

HEIGHT: 6-0 **BATS:** R **BORN:** 10/1/1993 in Andale, KS
WEIGHT: 189 **THROWS:** L **RESIDES:** Goddard, KS
SIGNED BY: JR DeMercurio **SCHOOL:** Wichita State
HOW OBTAINED: Selected by Twins in 18th round of 2015 First-Year Player Draft.

2015: Began professional career with Rookie Elizabethton...**PERSONAL:** Attended Wichita State University...played summer ball in 2014 for the Hyannis Harbor Hawks...named a Cape Cod League All-Star...named to the AD's honor roll for all three years at Wichita State...attended Andale (KS) High School...lettered four years in baseball and three years in basketball...earned league MVP honors...named First-Team All-League three times as an outfielder and two times as a pitcher...named First-Team All-State two times...member of team that was league champions during sophomore and junior seasons...member of the high honor roll.

YEAR	TEAM	AVG	G	AB	R	H	2B	3B	HR	RBI	SH	SF	HB	BB	SO	SB	CS	E	OBP
2015	Elizabethton	.273	45	143	26	39	7	2	2	21	2	2	8	25	45	5	1	3	.404
Minor League Totals		**.273**	**45**	**143**	**26**	**39**	**7**	**2**	**2**	**21**	**2**	**2**	**8**	**25**	**45**	**5**	**1**	**3**	**.404**

KINTZLER, BRANDON L. — PITCHER

SEE PAGES 77-78

KNECHT, MARCUS ALLEN — OUTFIELDER

HEIGHT: 6-1 **BATS:** R **BORN:** 6/21/1990 in Toronto, Ontario, CAN
WEIGHT: 202 **THROWS:** R **RESIDES:** Brighton, Ontario, CAN
DRAFTED BY: Blue Jays compensation round of 2010 First-Year Player Draft. **SCHOOL:** Connors State College (OK)
HOW OBTAINED: Signed as a minor league free agent, April 3, 2015.

2015: Signed with Twins as a minor league free agent April 6...Began season with Single-A Ft. Myers...hit .226 (83-for-368) with 18 doubles, two home runs and 46 RBI in 101 games...transferred to Double-A Chattanooga for 10-game stint July 10-29…transferred back to Ft. Myers after hitting .171 (6-for-35) with two RBI for the Lookouts...**2014:** Spent entire season with Single-A Dunedin (Toronto)...named Florida State League Player of the Week for period of May 26-June 2...**2011:** Named by *Baseball America* as the Blue Jays top power hitting prospect...played on Team Canada in the Pan American Games, winning the gold medal...played for Team Canada in the Baseball World Cup, winning the bronze medal...**2010:** Voted the Canadian Baseball Network Player of the Year...**2008:** Played for Team Canada in the World Juniors...**PERSONAL:** Selected by Toronto in third round of 2010 First-Year Player Draft...originally selected by Milwaukee in 23rd round of 2008 First-Year Player Draft out of St. Michael's College School in Toronto, but did not sign.

YEAR	TEAM	AVG	G	AB	R	H	2B	3B	HR	RBI	SH	SF	HB	BB	SO	SB	CS	E	OBP
2010	Auburn	.268	61	231	32	62	18	3	5	34	0	0	1	26	48	7	1	0	.345
2011	Lansing	.273	121	439	77	120	34	3	16	86	0	10	12	67	124	4	3	6	.377
2012	Dunedin	.210	126	452	63	95	32	5	13	59	0	3	11	50	146	5	1	8	.302
2013	Dunedin	.239	116	419	42	100	21	3	11	46	0	3	9	27	106	10	4	5	.297
2014	Dunedin	.250	107	400	48	100	24	5	7	52	0	3	7	41	87	7	3	0	.328
2015	Ft. Myers	.226	101	368	38	83	18	5	2	46	0	2	8	43	91	13	1	2	.318
	Chattanooga	.171	10	35	6	6	2	0	0	2	0	0	1	8	12	2	0	0	.341
Minor League Totals		**.241**	**642**	**2344**	**306**	**566**	**149**	**24**	**54**	**325**	**0**	**21**	**49**	**262**	**614**	**48**	**13**	**21**	**.328**

LARSON, ZACHARY GRANT (ZACK) — OUTFIELDER

HEIGHT: 6-3 **BATS:** R **BORN:** 10/8/1993 in Bradenton, FL
WEIGHT: 196 **THROWS:** R **RESIDES:** Bradenton, FL
SIGNED BY: Billy Corrigan **SCHOOL:** Lakewood Ranch (FL) High School
HOW OBTAINED: Selected by Twins in 20th round of 2012 First-Year Player Draft.

2015: Spent entire season with Single-A Cedar Rapids...placed on disabled list September 2 with an oblique strain and missed the remainder of the season...**2014:** Began season with Single-A Cedar Rapids...placed on the 7-day disabled list with a right hamstring strain May 10; reinstated August 8 after rehab assignment with GCL Twins...**2013:** Began season with the GCL Twins...led team in average and was second in RBI and home runs...transferred to Rookie Elizabethton August 8 and remained there until the end of the season...second among Elizabethton hitters in average and led the team in on-base percentage... .311 combined average was the third best in the Twins minor league system.

YEAR	TEAM	AVG	G	AB	R	H	2B	3B	HR	RBI	SH	SF	HB	BB	SO	SB	CS	E	OBP
2012	GCL Twins	.250	15	40	4	10	1	1	0	2	1	0	1	3	10	3	0	0	.318
2013	GCL Twins	.317	35	120	25	38	6	0	4	19	1	2	4	10	23	9	0	0	.382
	Elizabethton	.301	20	73	14	22	5	1	1	11	0	0	4	9	16	3	2	2	.407
2014	GCL Twins	.320	9	25	2	8	1	0	0	3	0	1	0	5	3	1	0	0	.419
	Cedar Rapids	.265	41	151	19	40	11	0	1	20	2	1	4	10	35	4	0	2	.325
2015	Cedar Rapids	.214	106	393	48	84	20	2	0	54	6	10	8	39	84	16	1	3	.291
Minor League Totals		**.252**	**226**	**802**	**112**	**202**	**44**	**4**	**6**	**109**	**10**	**14**	**21**	**76**	**171**	**36**	**3**	**7**	**.327**

LEBLANC, RANDY PAUL — PITCHER

HEIGHT: 6-4 **BATS:** R **BORN:** 3/7/1992 in Covington, LA
WEIGHT: 211 **THROWS:** R **RESIDES:** Abita Springs, LA
SIGNED BY: Greg Runser **SCHOOL:** Tulane University
HOW OBTAINED: Selected by Twins in 10th round of 2014 First-Year Player Draft.

2015: Spent entire season with Single-A Cedar Rapids...began season in the Kernels bullpen...tossed more than 1.0 inning in all but two of his 28 relief appearances... tossed 24.1 scoreless innings over 11 appearances May 13-June 21...finished the season making five starts...went 7-4, 2.48 ERA (65.1 IP, 18 ER) with one save, 19 walks and 53 strikeouts in 28 relief outings compared to 2-1, 4.56 ERA (23.2 IP, 12 EWR) with nine walks and 16 strikeouts in five starts...**2014:** Began his professional career with Rookie Elizabethton...ended the year on a season-best 8.2 innings scoreless streak (3 appearances, 1 start) with just six hits, no walks and 11 strikeouts... **PERSONAL:** Made 14 starts for Tulane as a redshirt junior in 2014, going 4-5, 2.46 ERA (91.1 IP, 25 ER), including two complete games and 66 strikeouts compared to 20 walks...in four seasons with Tulane he combined to go 10-11, 3.76 ERA (208.1 IP, 87 ER) with 144 strikeouts and 74 walks in 41 appearances (33 starts)...was originally selected by the Marlins in the 16th round of the 2010 draft out of Covington High School in Abita Springs, LA.

YEAR	TEAM	W-L	ERA	G	GS	CG	SH	SV	IP	H	R	ER	HR	HB	BB	SO	WP	BK	BAA
2014	Elizabethton	1-3	2.70	17	2	0	0	1	36.2	40	20	11	1	5	4	34	7	0	.278
2015	Cedar Rapids	9-5	3.03	33	5	0	0	1	89.0	78	35	30	4	8	28	69	10	0	.240
Minor League Totals		**10-8**	**2.94**	**50**	**7**	**0**	**0**	**2**	**125.2**	**118**	**55**	**41**	**5**	**13**	**32**	**103**	**17**	**0**	**.252**

LEE, BRETT CODY — PITCHER

HEIGHT: 6-4 **BATS:** L **BORN:** 9/20/1990 in Pensacola, FL
WEIGHT: 216 **THROWS:** L **RESIDES:** Pensacola, FL
SIGNED BY: Billy Corrigan **SCHOOL:** St. Petersburg College (FL)
HOW OBTAINED: Selected by Twins in 10th round of 2011 First-Year Player Draft.

2015: Began season with Single-A Ft. Myers in the starting rotation...placed on the disabled list April 9 with left bicep strain; reinstated April 26...transferred to Double-A Chattanooga June 2...made 16 starts for the Lookouts, including a complete game July 4 and a complete game shutout August 30...in 13 starts following the break, went 6-3, 2.65 ERA (78.0 IP, 23 ER)...named Twins minor league Player of the Week September 4 after tossing 7.0 shutout innings with two hits and two walks while striking out eight...his 3.10 ERA with the Lookouts was second best among starters behind only Jose Berrios' 3.08...played for Caracas in the Venezuelan

LEE continued...

Winter League following the season...**2014:** Spent the entire season with Single-A Ft. Myers...finished second on the team in starts and wins...tied career-high with two complete games, including his first career shutout August 8, tossing 9.0 innings, allowing seven hits and three walks while striking out four...selected to the Florida State League Midseason All-Star team...**2013:** Played entire season with Single-A Cedar Rapids...led Kernels in wins, starts, complete games and innings pitched and was third in strikeouts...finished the season with third best ERA in the Midwest League and fourth best in the Twins minor league system...2.09 walks-per-9.0 innings pitched was the fifth best in the Midwest League...**PERSONAL:** Originally selected by Pittsburgh in 40th round of 2009 First-Year Player draft out of West Florida HS of Advanced Technology, but did not sign...was selected by Los Angeles-NL in 33rd round of 2010 draft out of Bishop State Community College, but did not sign...selected by the Twins in 10th round of the 2011 draft out of St. Petersburg College.

YEAR	TEAM	W-L	ERA	G	GS	CG	SH	SV	IP	H	R	ER	HR	HB	BB	SO	WP	BK	BAA
2012	Elizabethton	4-0	2.68	16	4	0	0	0	43.2	39	17	13	3	0	12	48	4	0	.236
2013	Cedar Rapids	8-4	2.95	23	19	2	0	0	116.0	117	49	38	7	5	26	89	5	1	.259
2014	Ft. Myers	10-5	2.45	21	19	2	1	0	106.1	111	42	29	0	3	33	54	3	0	.272
2015	Chattanooga	6-4	3.10	16	16	2	1	0	95.2	85	44	33	4	4	29	45	1	0	.239
	Ft. Myers	1-3	3.29	6	6	0	0	0	38.1	40	15	14	0	0	12	20	3	0	.272
Minor League Totals		**29-16**	**2.86**	**82**	**64**	**6**	**2**	**0**	**400.0**	**392**	**167**	**127**	**14**	**12**	**112**	**256**	**16**	**1**	**.257**

LO, KUO HUA — PITCHER

HEIGHT: 5-10 **BATS:** R **BORN:** 10/28/1992 in Chiayi, Taiwan
WEIGHT: 199 **THROWS:** R **RESIDES:** Chiayi, Taiwan
SIGNED BY: Cary Broder **SCHOOL:** - -
HOW OBTAINED: Signed as an undrafted free agent, June 10, 2011.

2015: Spent entire season with Rookie Elizabethton...converted seven of his 10 save opportunities on the season...named a Appalachian League Postseason All-Star...led Appy League relievers in games finished (17), was second in saves (7), opponent average (.146) and baserunners-per-9.0 IP (7.76), tied second in appearances (19), third in strikeouts-per-9.0 IP (12.35), and fifth in walks-per-9.0 IP (2.01)...**2014:** Spent his second consecutive full season with Rookie Elizabethton...held right-handers to a .154 batting average (10-for-65) compared to a .321 (17-for-53) against left-handers...**2012:** Had a career-best 18.2 inning scoreless streak to finish the year, covering five appearances (2 starts) July 30-August 25.

YEAR	TEAM	W-L	ERA	G	GS	CG	SH	SV	IP	H	R	ER	HR	HB	BB	SO	WP	BK	BAA
2011	Played in the Australian Summer League																		
2012	GCL Twins	2-0	1.13	11	6	0	0	0	39.2	24	6	5	0	0	7	33	5	1	.171
2013	Elizabethton	2-1	2.37	15	4	0	0	2	38.0	29	10	10	3	2	14	34	1	1	.209
2014	Elizabethton	3-0	3.69	19	1	0	0	0	31.2	27	14	13	1	2	10	37	3	0	.229
2015	Elizabethton	4-1	1.44	19	0	0	0	7	31.1	15	5	5	2	4	8	43	5	0	.146
Minor League Totals		**11-2**	**2.11**	**64**	**11**	**0**	**0**	**9**	**140.2**	**95**	**35**	**33**	**6**	**8**	**39**	**147**	**14**	**2**	**.190**

LOMBANA, LOGAN ALEXANDER — PITCHER

HEIGHT: 6-3 **BATS:** R **BORN:** 7/17/1994 in Daly City, CA
WEIGHT: 220 **THROWS:** R **RESIDES:** Newark, CA
SIGNED BY: John Leavitt **SCHOOL:** Cal State Long Beach
HOW OBTAINED: Selected by Twins in 25th round of 2015 First-Year Player Draft.

2015: Began professional career with Rookie Elizabethton...finished tied second in the Appalachian League with four holds...allowed more than one run in just one of his 15 appearances and tossed at least 1.0 inning in 14 of his 15 outings...**PERSONAL:** Attended Cal State Long Beach where he played for three seasons...in 2015 went 1-1, 4.34 ERA (29.0 IP, 14 ER) with nine walks and 27 strikeouts in 26 relief appearances...made 19 appearances out of the bullpen in 2014...ended the season with an 0-2 record but recorded his first collegiate save, posting a 4.63 ERA...struck out 18 while walking nine and limiting opponents to a .205 batting average...made seven appearances out of the bullpen in 2013...graduate of Newark (CA) Memorial High School and was a two-sport athlete, earning four letters in both soccer and baseball...was a three-time First-Team All-League selection in baseball... had a 3.65 ERA as a senior...was a two-time First-Team All-League pick in soccer.

YEAR	TEAM	W-L	ERA	G	GS	CG	SH	SV	IP	H	R	ER	HR	HB	BB	SO	WP	BK	BAA
2015	Elizabethton	1-2	2.25	15	0	0	0	1	32.0	31	8	8	3	4	12	34	3	0	.261
Minor League Totals		**1-2**	**2.25**	**15**	**0**	**0**	**0**	**1**	**32.0**	**31**	**8**	**8**	**3**	**4**	**12**	**34**	**3**	**0**	**.261**

LUJAN, HECTOR — PITCHER

HEIGHT: 6-3 **BATS:** S **BORN:** 8/23/1994 in Corona, CA
WEIGHT: 229 **THROWS:** L **RESIDES:** Mira Loma, CA
SIGNED BY: Taylor Cameron **SCHOOL:** Westmont College (CA)
HOW OBTAINED: Selected by Twins in 35th round of 2015 First-Year Player Draft.

PERSONAL: Was taken three rounds after his college teammate Andrew Vasquez...pitching as a reliever had a 4.30 ERA with 25 strikeouts and 15 walks in 23.0 innings with Westmont College in 2015...attended UC Santa Barbara in 2013 and posted a 7.82 ERA in 12.2 IP...graduated from Jurupa Valley (CA) High School...compiled 21 wins and 200 strikeouts between his junior and senior seasons...earned First-Team All-Sunkist League as a junior...awarded League MVP and First-Team All-County as a senior.

YEAR	TEAM	W-L	ERA	G	GS	CG	SH	SV	IP	H	R	ER	HR	HB	BB	SO	WP	BK	BAA
2015	GCL Twins	1-2	5.00	15	0	0	0	1	18.0	20	12	10	0	2	5	16	5	0	.286
Minor League Totals		**1-2**	**5.00**	**15**	**0**	**0**	**0**	**1**	**18.0**	**20**	**12**	**10**	**0**	**2**	**5**	**16**	**5**	**0**	**.286**

MALDONADO, HUMBERTO — OUTFIELDER

HEIGHT: 6-3 **BATS:** S **BORN:** 12/30/1997 in San Pedro de Macoris, DR
WEIGHT: 180 **THROWS:** R **RESIDES:** San Pedro de Macoris, DR
SIGNED BY: Fred Guerrero **SCHOOL:** - -
HOW OBTAINED: Signed as an undrafted free agent, November 27, 2015.

YEAR	TEAM	AVG	G	AB	R	H	2B	3B	HR	RBI	SH	SF	HB	BB	SO	SB	CS	E	OBP

2016 will be his first season in professional baseball.

MALONEY, JOSEPH LLOYD — CATCHER

HEIGHT: 6-2 **BATS:** R **BORN:** 7/27/1990 in Chester, PA
WEIGHT: 190 **THROWS:** R **RESIDES:** Aston, PA
DRAFTED BY: Rangers 10th round of 2011 First-Year Player Draft. **SCHOOL:** Limestone College (SC)
HOW OBTAINED: Signed as a minor league free agent, October 3, 2015.

2015: Spent the entire season with Rockland of the Independent Canadian-American Association and was named the Can-Am League Player of the Year after hitting .337 (123-for-365) with 14 home runs, 83 RBI, 33 doubles and a league-record 91 runs scored...hit a two-run walk-off home run to clinch a spot in the 2015 Postseason for the Boulders...was named the Independent Baseball Player of the Year by *Baseball America* following the season and third best independent league prospect by *Baseball America*...**2014:** Spent first season with Rockland of the Independent Canadian-American Association...had labrum surgery following the season after leading Rockland to the Can-Am Championship...**2013:** Split the season between Single-A Hickory and Single-A Myrtle Beach...released following the season...**2012:** Split first full season between Single-A Hickory and Single-A Spokane...combined to bat .243 (49-202) with 16 doubles, seven home runs and 29 RBI...transferred to Hickory April 25 and appeared in five games with the Crawdads before being transferred back to Spokane May 9...was on the Spokane Opening Day roster as the club's primary catcher...threw out 11-of-42 (26.2%) of would-be base stealers...**2011:** Spent first professional season with AZL Rangers...**PERSONAL:** Hit.308 with 16 home runs and 61 RBI in 52 games as a junior for NCAA Division II Limestone College in Gaffney, SC...named to All-American teams by both the National Collegiate Baseball Writers Association (NCBWA) and Daktronics, in addition to being named Conference Carolinas Player of the Year...was First-Team All-Conference, Daktronics First-Team All-Region, Southeast First-Team All-Region, NCBWA First-Team All-Southeast Region, and a College Baseball Lineup All-Star...was the first player in Limestone College baseball's 24-year history to win multiple All-American awards in a single season.

YEAR	TEAM	AVG	G	AB	R	H	2B	3B	HR	RBI	SH	SF	HB	BB	SO	SB	CS	E	OBP
2011	AZL Rangers	.208	9	24	3	5	0	0	0	4	0	1	2	2	4	0	0	1	.310
2012	Hickory	.158	5	19	4	3	0	0	1	3	0	0	1	0	9	0	0	0	.200
	Spokane	.251	53	183	26	46	16	1	6	26	0	2	5	23	66	0	0	8	.347
2013	Hickory	.230	43	148	16	34	10	0	8	22	0	0	2	14	57	1	1	9	.305
	Myrtle Beach	.200	74	285	28	57	17	1	6	46	1	4	8	10	85	0	1	8	.244
2014	Rockland (Ind.)	.271	82	295	56	80	16	0	17	66	3	3	5	31	85	10	0	2	.347
2015	Rockland (Ind.)	.337	97	365	91	123	33	3	14	83	0	4	7	57	106	18	4	8	.432
Minor League Totals		**.220**	**184**	**659**	**77**	**145**	**43**	**2**	**21**	**101**	**1**	**7**	**18**	**49**	**221**	**1**	**2**	**26**	**.289**
Independent League Totals		**.308**	**179**	**660**	**147**	**203**	**49**	**3**	**31**	**149**	**3**	**7**	**12**	**88**	**191**	**28**	**4**	**10**	**.395**

MARIN, ANDRIU AUGUSTO — PITCHER

HEIGHT: 6-1 **BATS:** R **BORN:** 7/6/1998 in Barcelona, VZ
WEIGHT: 219 **THROWS:** R **RESIDES:** Barcelona, VZ
SIGNED BY: Jose Leon **SCHOOL:** - -
HOW OBTAINED: Signed as an undrafted free agent, November 17, 2014.

2015: Began professional career with the DSL Twins where he led the club in saves (5).

YEAR	TEAM	W-L	ERA	G	GS	CG	SH	SV	IP	H	R	ER	HR	HB	BB	SO	WP	BK	BAA
2015	DSL Twins	3-0	4.54	20	0	0	0	5	37.2	49	25	19	2	1	7	39	5	1	.302
Minor League Totals		**3-0**	**4.54**	**20**	**0**	**0**	**0**	**5**	**37.2**	**49**	**25**	**19**	**2**	**1**	**7**	**39**	**5**	**1**	**.302**

MARRERO, LEAN CARLOS — OUTFIELDER

HEIGHT: 6-0 **BATS:** L **BORN:** 9/19/1997 in Bayamon, PR
WEIGHT: 190 **THROWS:** R **RESIDES:** Bayamon, PR
SIGNED BY: Freddie Thon **SCHOOL:** Leadership Christian Academy (PR)
HOW OBTAINED: Selected by Twins in 16th round of 2015 First-Year Player Draft.

YEAR	TEAM	AVG	G	AB	R	H	2B	3B	HR	RBI	SH	SF	HB	BB	SO	SB	CS	E	OBP
2015	GCL Twins	.159	24	63	4	10	0	1	1	3	1	0	0	7	16	5	2	1	.243
Minor League Totals		**.159**	**24**	**63**	**4**	**10**	**0**	**1**	**1**	**3**	**1**	**0**	**0**	**7**	**16**	**5**	**2**	**1**	**.243**

MARTINEZ, DAVID — PITCHER

HEIGHT: 6-2 **BATS:** R **BORN:** 8/4/1987 in Cumana, VZ
WEIGHT: 215 **THROWS:** R **RESIDES:** Cumana Sucre, VZ
ORIGINALLY SIGNED BY: Houston as an undrafted free agent, March 3, 2005. **SCHOOL:** - -
HOW OBTAINED: Signed as a minor league free agent, December 12, 2015.

CAREER: Signed by the Twins as a minor league free agent December 12, 2015, his third professional organization (Texas - 2015, Houston 2005-14)...was signed by Texas to a minor league contract with an invitation to major league spring training camp November 20, 2014...joined the Rangers organization after spending his previous 10 years with Houston...made seven relief appearances with the Astros in 2013-14...earned Texas League Pitcher of the Year honors in 2013 after going 14-2 at Double-A Corpus Christi...designated for assignment by Houston September 2, 2014...assigned outright to Triple-A Oklahoma City September 4, 2014 and became a free agent at end of 2014 season...signed with Houston as an undrafted free agent out of Venezuela at age 17 in March 2005...**2015:** Began the season with Triple-A Round Rock (Texas)...made six appearances (2 starts) to begin the season and was transferred to Double-A Firsco May 8...made 40 relief appearances for the Rough Riders, going 22-for-26 in save opportunities...was named a Texas League Midseason All-Star...transferred back to Round Rock September 1 and finished the season with the Express...**2014:** Spent majority of year with Triple-A Oklahoma City, going 4-5, 6.08 ERA (63.2 IP, 43 ER) in 13 starts and 1-1, 4.19 ERA (19.1 IP, 9 ER) in nine relief appearances...pitched 9.0 scoreless innings over season's first two games, 5.0 IP start on April 6 at Round Rock and 4.0 IP in relief April 10 at New Orleans, both wins...went 5-3, 3.76 ERA (55.0 IP, 23 ER) over 12 games (9 starts) through June 6, pitching 6.0 shutout innings with a no decision June 6 vs. Omaha...was 0-3, 9.32 ERA (28.0 IP, 29 ER) in 10 games (4 starts) the rest of the year...opponents hit .289 (.372 by LHB and .222 by RHB)...was 1-3, 9.93 ERA in nine games (5 starts) at Oklahoma City and 4-3, 3.33 ERA in 13 games (8 starts) on the road...recalled by Houston July 6 and made three relief appearances...optioned back to Oklahoma City July 13...pitched for Magallanes in the Venezuelan Winter League, going 0-1, 3.56 ERA in 10 starts...**2013:** Was the Texas League Pitcher of the Year at Double-A Corpus Christi...led the league in wins (14), ERA (2.02), complete games (2) and WHIP (1.00), and set a Hooks club record for victories...walked just 20 batters in 129.1 innings...allowed .233 opponent's batting average...was a Texas League Mid- and Postseason All-Star...named Corpus Christi's Pitcher of the Month in June and July...over final five starts with the Hooks, went at least 7.0 innings while allowing no more than two earned runs...was promoted to Triple-A Oklahoma City on August 8 and went 0-2 in three starts...had contract selected by Houston August 20 and made major league debut the following night at Texas, issuing one hit and an unearned run in 2.2 innings...earned first major league win in his second appearance August 26 at CWS (2.2 IP, 3 ER) and was optioned to Oklahoma City following the game...recalled August 8 and pitched twice the rest of the year...pitched briefly in the off-season for Magallanes...**2012:** Led the staff in starts (26), innings (160.1), and strikeouts (114), and tied for first in wins (9) at Single-A Lancaster...went 7-2, 3.02 ERA the second half, leading the California League

MARTINEZ, DAVID continued...

in innings pitched (89.1) and ranking third in ERA during that span...was named the California League Pitcher of the Week June 11-18 and the Lancaster Pitcher of the Month for July...**2011:** Spent most of time in bullpen but made five starts for Single-A Lexington...**2010:** Ranked first on the staff in strikeouts (57) and was second in wins (5) at Single-A Tri-City...was Valleycats Pitcher of the Month for August...**2009:** Led staff in appearances (22) at Rookie Greeneville...spent first four pro seasons (2005-08) working as both a starter and in relief for the Venezuelan Summer League Astros...**PERSONAL:** David Jose Martinez...he and his wife, Paola, have a daughter, Stefany...was signed by Astros scouts Andres Reiner and Jesus Aristimuno.

YEAR	TEAM	W-L	ERA	G	GS	CG	SH	SV	IP	H	R	ER	HR	HB	BB	SO	WP	BK	BAA
2005	VSL Astros	4-0	1.35	11	0	0	0	2	20.0	14	3	3	1	1	5	16	2	1	.203
2006	VSL Astros	5-1	2.55	17	5	0	0	6	49.1	53	18	14	3	5	12	27	2	0	.285
2007	VSL Astros	3-1	3.51	9	4	0	0	0	33.1	26	18	13	1	3	8	30	2	0	.203
2008	VSL Astros	4-3	4.75	13	7	0	0	0	53.0	65	37	28	2	4	13	41	3	0	.291
2009	Greeneville	1-4	4.50	22	0	0	0	1	40.0	46	24	20	3	3	14	25	3	0	.282
2010	Tri-City	5-2	3.02	17	10	0	0	0	65.2	72	29	22	5	0	11	57	3	1	.280
2011	Lexington	5-7	4.19	37	5	0	0	2	66.2	77	44	31	7	3	17	44	9	1	.282
2012	Lancaster	9-5	4.38	27	26	0	0	0	160.1	181	90	78	19	5	33	114	14	1	.285
2013	Corpus Christi	14-2	2.02	26	18	2	0	1	129.1	109	34	29	10	3	20	86	1	1	.233
	Oklahoma City	0-2	9.00	3	3	0	0	0	11.0	15	12	11	1	0	11	10	1	0	.326
	HOUSTON	**1-0**	**7.15**	**4**	**0**	**0**	**0**	**0**	**11.1**	**16**	**11**	**9**	**1**	**0**	**3**	**6**	**1**	**1**	**.381**
2014	**HOUSTON**	**0-0**	**5.14**	**3**	**0**	**0**	**0**	**0**	**7.0**	**5**	**4**	**4**	**1**	**0**	**2**	**6**	**0**	**0**	**.192**
	Oklahoma City	5-6	5.64	22	13	0	0	0	83.0	94	54	52	5	3	30	62	6	0	.289
2015	Frisco	3-5	2.84	40	0	0	0	22	50.2	47	18	16	1	0	14	41	3	0	.250
	Round Rock	0-0	4.32	9	2	0	0	0	16.2	17	10	8	4	2	12	8	1	0	.266
Minor League Totals		**62-38**	**3.75**	**254**	**93**	**2**	**0**	**36**	**780.0**	**816**	**391**	**325**	**62**	**33**	**200**	**562**	**50**	**5**	**.268**
Major League Totals		**1-0**	**6.38**	**7**	**0**	**0**	**0**	**0**	**18.1**	**21**	**15**	**13**	**2**	**0**	**5**	**12**	**1**	**1**	**.309**

MARTINEZ, JOSE MANUEL — PITCHER

HEIGHT: 6-2 **BATS:** R **BORN:** 10/29/1996 in San Felipe, Yaracuy, VZ
WEIGHT: 192 **THROWS:** R **RESIDES:** Palmarejo, Yaracuy, VZ
SIGNED BY: Jose Leon **SCHOOL:** - -
HOW OBTAINED: Signed as an undrafted free agent, August 3, 2013.

2015: Spent entire season with the GCL Twins in the starting rotation...11 starts were tied second most in the GCL...ranked fourth in the GCL in walks-per-9.0 IP (2.81), and was fifth in opponent batting average (.267), strikeouts-per-9.0 IP (6.00) and baserunners-per-9.0 IP (13.31)...**2014:** Started career working out of the DSL Twins bullpen...made eight straight relief appearances before starting seven of his final eight games...1-2, 1.59 ERA (34.0 IP, 6 ER) as a starter.

YEAR	TEAM	W-L	ERA	G	GS	CG	SH	SV	IP	H	R	ER	HR	HB	BB	SO	WP	BK	BAA
2014	DSL Twins	2-2	1.91	16	7	0	0	0	56.2	46	22	12	1	5	11	33	3	1	.221
2015	GCL Twins	1-5	4.31	11	11	0	0	0	48.0	50	26	23	1	5	16	32	2	1	.267
Minor League Totals		**3-7**	**3.01**	**27**	**18**	**0**	**0**	**0**	**104.2**	**96**	**48**	**35**	**2**	**10**	**27**	**65**	**5**	**2**	**.243**

MARTINEZ, JUAN EDUARDO — OUTFIELDER

HEIGHT: 6-1 **BATS:** R **BORN:** 9/30/1996 in San Pedro de Macoris, DR
WEIGHT: 190 **THROWS:** R **RESIDES:** Quisqueya, San Pedro de Macoris, DR
SIGNED BY: Fred Guerrero **SCHOOL:** - -
HOW OBTAINED: Signed as an undrafted free agent, September 15, 2015.

YEAR	TEAM	AVG	G	AB	R	H	2B	3B	HR	RBI	SH	SF	HB	BB	SO	SB	CS	E	OBP

2016 will be his first season in professional baseball.

MARTINEZ, LUIS ALFREDO — OUTFIELDER

HEIGHT: 5-11 **BATS:** S **BORN:** 10/25/1995 in Nagua, DR
WEIGHT: 187 **THROWS:** R **RESIDES:** Santiago de los Caballeros, DR
SIGNED BY: Fred Guerrero **SCHOOL:** - -
HOW OBTAINED: Signed as an undrafted free agent, September 6, 2013.

YEAR	TEAM	AVG	G	AB	R	H	2B	3B	HR	RBI	SH	SF	HB	BB	SO	SB	CS	E	OBP
2014	DSL Twins	.328	23	58	12	19	3	1	0	9	0	0	1	11	11	14	4	1	.443
2015	GCL Twins	.140	39	107	7	15	4	0	0	9	1	0	5	9	28	3	1	0	.240
Minor League Totals		**.206**	**62**	**165**	**19**	**34**	**7**	**1**	**0**	**18**	**1**	**0**	**6**	**20**	**39**	**17**	**5**	**1**	**.314**

MASTROIANNI, DARIN — OUTFIELDER

SEE PAGES 80-81

MCIVER, ANTHONY MICHAEL — PITCHER

HEIGHT: 6-5 **BATS:** L **BORN:** 4/8/1992 in Vista, CA
WEIGHT: 214 **THROWS:** L **RESIDES:** San Diego, CA
SIGNED BY: John Leavitt **SCHOOL:** University of San Diego
HOW OBTAINED: Selected by Twins in 15th round of 2015 First-Year Player Draft.

2015: Began professional career with Rookie Elizabethton, making 15 relief appearances...**PERSONAL:** Attended the University of San Diego from 2014-15...as a senior in 2015 went 3-2, 3.55 (33.0 IP, 13 ER)...made two appearances as a junior and had a 7.71 ERA with three strikeouts, one walk and two runs...as a sophomore played at Palomar College, posting a 5-1 record in 14 starts with a 2.38 ERA...recorded 56 strikeouts, while only walking 22 in 94.1 innings of work...helped lead his team to the Pacific Coast Conference championship...redshirted at Palomar College in 2012...as a freshman attended the University of Notre Dame...posted an overall record of 2-5 in 21 appearances (4 starts)...posted a 3.77 ERA with 33 strikeouts and issued 21 walks in 43.0 innings of work...Graduated from Rancho Buena Vista (CA) High School...lettered three years in baseball...as a senior, posted a 3.08 ERA and 46 strikeouts in 52.1 innings pitched...as a junior, was named to the San Diego

McIVER continued...

Union Tribune All-Academic Team...as a sophomore, was named to the San Diego Union Tribune All-Academic Team...awarded the Rancho Buena Vista High School pitcher's award and Rancho Buena Vista High School coaches award (basketball)...named Rancho Buena Vista High School Most Valuable Player (basketball)...as a freshman, earned the Rancho Buena Vista High School coaches award and Rancho Buena Vista High School coaches award (basketball).

YEAR	TEAM	W-L	ERA	G	GS	CG	SH	SV	IP	H	R	ER	HR	HB	BB	SO	WP	BK	BAA
2015	Elizabethton	3-1	4.61	15	0	0	0	1	27.1	33	15	14	1	0	8	31	2	1	.289
Minor League Totals		**3-1**	**4.61**	**15**	**0**	**0**	**0**	**1**	**27.1**	**33**	**15**	**14**	**1**	**0**	**8**	**31**	**2**	**1**	**.289**

MEJIA, ADERLING AUGUSTO — INFIELDER

HEIGHT: 5-11 **BATS:** S **BORN:** 5/12/1992 in Santo Domingo, DR
WEIGHT: 183 **THROWS:** R **RESIDES:** Santo Domingo Centro, DR
SIGNED BY: Fred Guerrero **SCHOOL:** - -
HOW OBTAINED: Signed as an undrafted free agent, February 24, 2010.

2015: Began the season with Single-A Ft. Myers...placed on disabled list May 6 with a sprained left wrist; reinstated June 25...transferred to Double-A Chattanooga July 4 and transferred back to Ft. Myers August 1 where he finished the season...**2014:** Began the season with Single-A Ft. Myers...placed on 7-day disabled list June 29; reinstated July 8...was second on the team with 23 stolen bases...**2013:** Spent entire season with Ft. Myers...had fourth highest average among all Miracle...led team in starts at shortstop...**2012:** Began season with the GCL Twins...transferred to Single-A Ft. Myers August 26...named a Gulf Coast League All-Star.

YEAR	TEAM	AVG	G	AB	R	H	2B	3B	HR	RBI	SH	SF	HB	BB	SO	SB	CS	E	OBP
2010	DSL Twins	.224	42	125	11	28	2	0	0	10	2	1	3	15	26	8	7	16	.319
2011	GCL Twins	.210	38	119	14	25	1	0	0	11	2	1	0	14	11	2	6	11	.291
2012	GCL Twins	.324	48	170	27	55	13	0	1	20	3	4	1	14	13	11	7	6	.370
	Ft. Myers	.111	5	9	4	1	0	0	0	0	0	0	0	2	2	0	0	0	.273
2013	Ft. Myers	.308	75	292	41	90	10	1	0	28	5	5	0	26	30	14	10	6	.359
2014	New Britain	.275	15	51	6	14	1	0	0	4	2	0	0	6	9	2	1	7	.351
	Ft. Myers	.273	95	348	48	95	14	0	1	40	5	5	3	48	43	23	6	10	.361
2015	Ft. Myers	.231	59	208	16	48	8	1	0	27	4	6	0	30	29	3	4	4	.320
	Chattanooga	.231	16	52	4	12	1	0	1	5	0	0	0	4	8	1	3	2	.286
Minor League Totals		**.268**	**393**	**1374**	**171**	**368**	**50**	**2**	**3**	**145**	**23**	**22**	**7**	**159**	**171**	**64**	**44**	**62**	**.342**

MENESES, HEIKER ALBERT — INFIELDER

SEE PAGE 90

MICHAEL, LEVI BURT — INFIELDER

HEIGHT: 5-10 **BATS:** S **BORN:** 2/9/1991 in Winston-Salem, NC
WEIGHT: 182 **THROWS:** R **RESIDES:** Ft. Myers, FL
SIGNED BY: Ricky Taylor **SCHOOL:** University of North Carolina
HOW OBTAINED: Selected by Twins in 1st round pick (30th overall) in the 2011 First-Year Player Draft.

2015: Spent entire season with Double-A Chattanooga as the Lookouts primary second baseman...placed on the disabled list two different times, May 6-June 18 and August 1-11...set career-high with five home runs and five triples...**2014:** Began the season with Single-A Ft. Myers before being placed on the disabled list May 9...made rehab assignment with GCL Twins; reinstated July 24...transferred to Double-A New Britain August 12 and finished season with the Rock Cats...his .313 combined average was second highest in the Twins organization (Trey Vavra - .319)...**PERSONAL:** Hit .297 (66-for-222) with 14 doubles, three triples, five home runs and 48 RBI in 60 games for the Tar Heels in 2011...walked 47 times, struck out 41 times and was 15-for-16 in stolen base attempts...as a junior started all 60 games for the Tar Heels in 2010 and led the club in batting (.346) while scoring 76 runs, which ranked 12th in the nation...played in the Cape Cod League following the 2010 season and was named to the Eastern Division All-Star Team, while also earning *Baseball America* Top 30 Cape Cod Prospect honors...in 2009 was named to the Louisville Slugger Freshman All-American Team and was also named to the NCBWA Freshman All-American Second-Team...in 185 career games at North Carolina, he hit .309 (216-for-698) with 43 doubles, 11 triples, 27 home runs, 159 RBI, 117 walks, 182 runs scored and 40 steals...rated as the No. 1 prospect in North Carolina by Impact Baseball and the No. 63 prospect in the country by Perfect Game as a senior at North Davidson High School in Lexington, NC...was All-State selection as a junior, three-time all-conference pick and a North Carolina State Games participant and earned a silver medal...played basketball as a freshman.

YEAR	TEAM	AVG	G	AB	R	H	2B	3B	HR	RBI	SH	SF	HB	BB	SO	SB	CS	E	OBP
2012	Ft. Myers	.246	117	431	58	106	14	4	2	38	11	6	8	56	82	6	0	16	.339
2013	Ft. Myers	.229	94	315	40	72	15	4	4	28	3	6	2	49	67	21	2	17	.331
2014	GCL Twins	.308	5	13	1	4	1	0	0	2	0	2	0	2	0	0	1	2	.353
	Ft. Myers	.305	45	177	28	54	9	2	1	21	1	2	2	19	25	6	4	5	.375
	New Britain	.340	15	53	13	18	1	0	0	1	0	0	3	7	11	4	1	1	.444
2015	Chattanooga	.267	63	221	43	59	12	5	5	31	4	2	6	31	53	18	3	6	.369
Minor League Totals		**.259**	**339**	**1210**	**183**	**313**	**52**	**15**	**12**	**121**	**19**	**18**	**21**	**164**	**238**	**55**	**11**	**47**	**.352**

MILLER, SEAN PATRICK — INFIELDER

HEIGHT: 5-11 **BATS:** R **BORN:** 10/10/1994 in Crofton, MD
WEIGHT: 170 **THROWS:** R **RESIDES:** Crofton, MD
SIGNED BY: Ricky Taylor **SCHOOL:** University of South Carolina-Aiken
HOW OBTAINED: Selected by Twins in 10th round of 2015 First-Year Player Draft.

2015: Began the season with Rookie Elizabethton...transferred to Single-A Cedar Rapids July 11...placed on disabled list August 3 with a right thumb contusion; reinstated August 15...**PERSONAL:** Named Second-Team All-Peach Belt Conference in 2015 for the University of South Carolina, Aiken...batted .326 (70-for-215) on the season and started all but one game while collecting 13 doubles, one triple, four home runs, 37 RBI and 39 runs...as a freshman, was the Peach Belt Conference Freshman of the Year after hitting .281 (59-for-210) with nine doubles, two triples and 35 RBI...in three seasons with the Pacers, hit .327 (203-for-620) with 29 doubles, six triples, six home runs, 109 RBI, 28 walks, 73 strikeouts, 25 stolen bases and 109 runs in 158 games...his father, Steve, played in the Giants and Padres organizations.

YEAR	TEAM	AVG	G	AB	R	H	2B	3B	HR	RBI	SH	SF	HB	BB	SO	SB	CS	E	OBP
2015	Elizabethton	.209	11	43	4	9	0	1	0	1	1	0	1	2	7	0	2	0	.261
	Cedar Rapids	.284	26	102	13	29	4	0	0	5	1	0	0	4	15	1	0	5	.311
Minor League Totals		**.262**	**37**	**145**	**17**	**38**	**4**	**1**	**0**	**6**	**2**	**0**	**1**	**6**	**22**	**1**	**2**	**5**	**.296**

MINIER, GERMAN AMAURYS (AMAURYS) — INFIELDER

HEIGHT: 6-2 **BATS:** S **BORN:** 1/30/1996 in San Cristobal, DR
WEIGHT: 227 **THROWS:** R **RESIDES:** Santo Domingo Este, DR
SIGNED BY: Fred Guerrero **SCHOOL:** - -
HOW OBTAINED: Signed as an undrafted free agent, July 2, 2012.

2015: Began season with Rookie Elizabethton as the E-Twins primary first baseman...transferred to the GCL Twins for two games June 22; transferred back June 25...finished with the third most strikeouts (66) in the Appalachian League...rated as the 30th best prospect in the Twins system by *Baseball America* following the season...**2014:** Spent the entire season with the GCL Twins...his .292 average was the fifth best among Twins minor leaguers...led the GCL in home runs, was tied second in extra-base hits, and third in slugging percentage...also led the GCL Twins in RBI, doubles, runs and walks...named to the Gulf Coast League All-Star team...selected as a Rookie All-Star by *Baseball America*...named an MiLB.com organizational All-Star as a utility player...named the 26th best prospect in the Twins system by *Baseball America* entering 2015...**2013:** Began professional career with the GCL Twins where he led the team in home runs and was tied first in the GCL...ranked the 24th best prospect in the Twins system by *Baseball America* entering 2014.

YEAR	TEAM	AVG	G	AB	R	H	2B	3B	HR	RBI	SH	SF	HB	BB	SO	SB	CS	E	OBP
2013	GCL Twins	.214	31	112	10	24	5	2	6	17	0	1	0	6	29	1	1	6	.252
2014	GCL Twins	.292	53	171	25	50	11	2	8	33	0	1	4	29	52	2	2	3	.405
2015	GCL Twins	.333	2	6	1	2	0	0	0	0	0	0	0	0	2	0	0	0	.333
	Elizabethton	.194	50	175	19	34	9	0	2	21	0	4	4	18	66	0	1	4	.279
Minor League Totals		**.237**	**136**	**464**	**55**	**110**	**25**	**4**	**16**	**71**	**0**	**6**	**8**	**53**	**149**	**3**	**4**	**13**	**.322**

MOJICA, JUAN LUIS — PITCHER

HEIGHT: 6-3 **BATS:** R **BORN:** 7/27/1995 in El Fundo, Bani, DR
WEIGHT: 195 **THROWS:** R **RESIDES:** El Fundo, Bani, DR
SIGNED BY: Luis Lajara **SCHOOL:** - -
HOW OBTAINED: Signed as an undrafted free agent, January 15, 2016.

YEAR	TEAM	W-L	ERA	G	GS	CG	SH	SV	IP	H	R	ER	HR	HB	BB	SO	WP	BK	BAA

2016 will be his first season in professional baseball.

MOLINA, NELSON DOMIEL — SHORTSTOP

HEIGHT: 6-3 **BATS:** L **BORN:** 4/30/1995 in Arecibo, PR
WEIGHT: 165 **THROWS:** R **RESIDES:** Arecibo, PR
SIGNED BY: Freddie Thon **SCHOOL:** Antonio Lucchetti (PR) High School
HOW OBTAINED: Selected by Twins in 11th round of 2013 First-Year Player Draft.

YEAR	TEAM	AVG	G	AB	R	H	2B	3B	HR	RBI	SH	SF	HB	BB	SO	SB	CS	E	OBP
2013	GCL Twins	.110	36	109	13	12	1	0	0	3	2	0	3	6	15	2	3	8	.178
2014	GCL Twins	.243	45	136	15	33	0	3	0	12	4	2	0	13	19	12	2	9	.305
2015	Elizabethton	.207	37	116	14	24	0	1	1	10	1	2	1	10	13	2	2	4	.271
Minor League Totals		**.191**	**118**	**361**	**42**	**69**	**1**	**4**	**1**	**25**	**7**	**4**	**4**	**29**	**47**	**16**	**7**	**21**	**.256**

MOLINA, ROBERT ALFONSO — CATCHER

HEIGHT: 5-11 **BATS:** S **BORN:** 9/16/1996 in Punta Cardon, Falcon, VZ
WEIGHT: 175 **THROWS:** R **RESIDES:** Punto Fijo, Falcon, VZ
SIGNED BY: Jose Leon **SCHOOL:** - -
HOW OBTAINED: Signed as an undrafted free agent, July 3, 2013.

YEAR	TEAM	AVG	G	AB	R	H	2B	3B	HR	RBI	SH	SF	HB	BB	SO	SB	CS	E	OBP
2014	DSL Twins	.206	43	141	14	29	7	2	0	11	0	0	2	20	25	3	2	6	.313
2015	GCL Twins	.235	37	119	11	28	4	0	1	15	0	0	2	7	16	4	0	6	.289
Minor League Totals		**.219**	**80**	**260**	**25**	**57**	**11**	**2**	**1**	**26**	**0**	**0**	**4**	**27**	**41**	**7**	**2**	**12**	**.302**

MONTESINO, ARIEL — INFIELDER

HEIGHT: 5-10 **BATS:** S **BORN:** 9/21/1995 in Mao, DR
WEIGHT: 165 **THROWS:** R **RESIDES:** Mao, DR
SIGNED BY: Fred Guerrero **SCHOOL:** - -
HOW OBTAINED: Signed as an undrafted free agent, May 8, 2013.

YEAR	TEAM	AVG	G	AB	R	H	2B	3B	HR	RBI	SH	SF	HB	BB	SO	SB	CS	E	OBP
2013	DSL Twins	.270	23	74	10	20	2	3	1	11	1	0	3	12	19	8	2	3	.393
2014	GCL Twins	.165	43	109	15	18	4	1	0	10	1	1	0	10	24	10	3	5	.233
2015	Elizabethton	.200	13	45	3	9	2	0	0	5	0	0	0	5	9	1	1	1	.280
	GCL Twins	.243	28	74	17	18	3	0	1	10	2	2	1	11	6	3	2	3	.341
Minor League Totals		**.215**	**107**	**302**	**45**	**65**	**11**	**4**	**2**	**36**	**4**	**3**	**4**	**38**	**58**	**22**	**8**	**12**	**.308**

MORAN, JOVANI — PITCHER

HEIGHT: 6-1 **BATS:** L **BORN:** 4/24/1997 in Mayaguez, PR
WEIGHT: 167 **THROWS:** L **RESIDES:** Sabana Grande, PR
SIGNED BY: Freddie Thon **SCHOOL:** Carlos Beltran Academy (PR)
HOW OBTAINED: Selected by Twins in 7th round of 2015 First-Year Player Draft.

PERSONAL: Was rated as the second best prospect out of Puerto Rico, and the 300th overall prospect, by *Baseball America* entering the 2015 Draft...attended the Carlos Beltran Baseball Academy in Puerto Rico and was a University of South Florida recruit.

YEAR	TEAM	W-L	ERA	G	GS	CG	SH	SV	IP	H	R	ER	HR	HB	BB	SO	WP	BK	BAA
2015	GCL Twins	0-2	4.12	6	6	0	0	0	19.2	16	9	9	0	1	9	17	2	1	.219
Minor League Totals		**0-2**	**4.12**	**6**	**6**	**0**	**0**	**0**	**19.2**	**16**	**9**	**9**	**0**	**1**	**9**	**17**	**2**	**1**	**.219**

MOREL, EMMANUEL DE JESUS — SHORTSTOP

HEIGHT: 5-10 **BATS:** S **BORN:** 5/4/1997 in Santo Domingo Centro, DR
WEIGHT: 166 **THROWS:** R **RESIDES:** Santo Domingo Norte, DR
SIGNED BY: Fred Guerrero **SCHOOL:** - -
HOW OBTAINED: Signed as an undrafted free agent, July 8, 2013.

2015: Spent entire season with the DSL Twins...placed on disabled list August 13 with a right shoulder strain and missed the remainder of the season.

YEAR	TEAM	AVG	G	AB	R	H	2B	3B	HR	RBI	SH	SF	HB	BB	SO	SB	CS	E	OBP
2014	DSL Twins	.240	55	171	34	41	2	3	1	29	6	3	6	19	39	7	2	21	.332
2015	DSL Twins	.282	48	181	44	51	6	5	0	19	1	1	1	46	43	24	11	15	.428
Minor League Totals		**.261**	**103**	**352**	**78**	**92**	**8**	**8**	**1**	**48**	**7**	**4**	**7**	**65**	**82**	**31**	**13**	**36**	**.383**

MUNOZ, GORGE LUIS — SHORTSTOP

HEIGHT: 6-1 **BATS:** R **BORN:** 6/21/1996 in Bani, DR
WEIGHT: 180 **THROWS:** R **RESIDES:** Bani, DR
SIGNED BY: Luis Lajara **SCHOOL:** - -
HOW OBTAINED: Signed as an undrafted free agent, April 12, 2014.

2015: Led the DSL Twins in batting average (.315) and was second in stolen bases (22).

YEAR	TEAM	AVG	G	AB	R	H	2B	3B	HR	RBI	SH	SF	HB	BB	SO	SB	CS	E	OBP
2014	DID NOT PLAY - RESTRICTED LIST																		
2015	DSL Twins	.315	46	168	37	53	9	2	2	26	1	5	9	23	24	22	11	21	.415
Minor League Totals		**.315**	**46**	**168**	**37**	**53**	**9**	**2**	**2**	**26**	**1**	**5**	**9**	**23**	**24**	**22**	**11**	**21**	**.415**

MUREN, ALEXANDER RICHARD (ALEX) — PITCHER

HEIGHT: 6-3 **BATS:** R **BORN:** 11/6/1991 in Poway, CA
WEIGHT: 204 **THROWS:** R **RESIDES:** Las Vegas, NV
SIGNED BY: Taylor Cameron **SCHOOL:** Cal State Northridge
HOW OBTAINED: Selected by Twins in 12th round of 2012 First-Year Player Draft.

2015: Began the season with Single-A Ft. Myers...made 26 appearances in relief for the Miracle...transferred to Double-A Chattanooga June 30 and made 14 relief appearances for the Lookouts...transferred back to Ft. Myers August 22 and finished the season with four relief outings...**2014:** Began the season with Single-A Cedar Rapids...made 29 relief appearances, 24 of which were at least 2.0 innings...transferred to Single-A Ft. Myers July 22...placed on the 7-day disabled list September 9 and finished the season on the DL...**2013:** Spent entire season with Cedar Rapids...led team in appearances and innings pitched among relievers...**PERSONAL:** Made 14 appearances, all starts, with a 5-8 record and a 5.03 ERA as a junior at Northridge...tossed the most innings (91.2) among Northridge pitchers...pitched two complete games that season...earned four letters as a member of the Ramona High School baseball team as an outfielder and a pitcher from 2006-09...was a quarterback, punter and kicker during his two years on the football team...earned a spot in Rivals.com top 100 high school baseball prospects (#79) during the 2009 season...was named Most Valuable Player by his football teammates in 2007 and earned numerous baseball honors including All-League from 2007-09, Most Valuable Player in 09, All-American recognition in 09, and was named to the All-CIF North County team in 08 and 09...his football team was league champions in 06, and was a member of two league championship-winning baseball squads in 06 and 08...stole a school-record 53 total bases in four seasons and finished his senior season batting .516.

YEAR	TEAM	W-L	ERA	G	GS	CG	SH	SV	IP	H	R	ER	HR	HB	BB	SO	WP	BK	BAA
2012	GCL Twins	3-2	1.46	15	0	0	0	4	24.2	12	5	4	0	0	9	12	0	0	.143
2013	Cedar Rapids	6-1	2.85	33	0	0	0	2	60.0	50	24	19	3	0	18	36	4	0	.223
2014	Cedar Rapids	3-1	2.89	29	0	0	0	1	56.0	47	19	18	2	2	8	44	2	0	.232
	Ft. Myers	1-1	2.41	13	0	0	0	0	18.2	18	6	5	1	1	4	11	2	0	.250
2015	Ft. Myers	2-3	2.20	30	0	0	0	2	49.0	41	15	12	2	0	15	43	4	0	.227
	Chattanooga	1-0	4.84	14	0	0	0	3	22.1	21	13	12	1	1	9	11	2	0	.244
Minor League Totals		**16-8**	**2.73**	**134**	**0**	**0**	**0**	**12**	**230.2**	**189**	**82**	**70**	**9**	**4**	**63**	**157**	**14**	**0**	**.222**

MURPHY, MAX MICHAEL — OUTFIELDER

HEIGHT: 5-11 **BATS:** R **BORN:** 11/17/1992 in Robbinsdale, MN
WEIGHT: 196 **THROWS:** R **RESIDES:** Robbinsdale, MN
SIGNED BY: Jeff Pohl **SCHOOL:** Bradley University
HOW OBTAINED: Selected by Twins in 9th round of 2014 First-Year Player Draft.

2015: Spent entire season with Single-A Cedar Rapids...placed on the disabled list July 19 with an oblique strain; reinstated August 21...**2014:** Began his first professional season with Rookie Elizabethton...named the Appalachian League Player of the Week July 14 after hitting .500 (12-for-24) with two home runs, three doubles, eight RBI and nine runs scored in seven games...was also named the Appy League Player of the Month for July...transferred to Single-A Cedar Rapids July 28 and finished the season with the Kernels...hit homers in back-to-back games three times on the season (June 28-29; July 6-7; August 13-14)...led the entire Twins organization with a .556 slugging percentage and .958 OPS...his .309 combined average was the fourth highest in the entire Twins organization and 14 home runs were 10th most...played all three outfield positions on the season...was named an Appalachian League All-Star as well as the league Player of the Year...selected to the Rookie All-Star team by *Baseball America*...named an MiLB.com Organizational All-Star...**PERSONAL:** Hit .314 (61-for-194) with 15 doubles, two triples, 12 home runs, 42 RBI, 23 walks and 10 stolen bases in 51 games for Bradley University in 2014...was named a Second-Team All-Missouri Valley Conference outfielder and one of the league's three All-Defense outfielders as a junior in 2014...named Louisville Slugger and NCAA National Player of the Week after hitting three home runs in one game March 1 vs. Dayton...hit .293 (169-for-577) with 37 doubles, six triples, 27 home runs, 114 RBI, 113 runs, 56 walks and 21 stolen bases in 154 games in three seasons with the Braves...was a three-sport athlete at Robbinsdale Cooper (MN) High School where he also played soccer and football.

YEAR	TEAM	AVG	G	AB	R	H	2B	3B	HR	RBI	SH	SF	HB	BB	SO	SB	CS	E	OBP
2014	Elizabethton	.378	35	119	34	45	7	2	10	26	0	4	6	22	34	4	0	1	.483
	Cedar Rapids	.242	32	124	15	30	7	0	4	15	0	0	5	8	40	1	1	1	.314
2015	Cedar Rapids	.225	93	347	54	78	15	8	4	36	0	2	12	27	87	8	2	6	.302
Minor League Totals		**.259**	**160**	**590**	**103**	**153**	**29**	**10**	**18**	**77**	**0**	**6**	**23**	**57**	**161**	**13**	**3**	**8**	**.345**

MURRAY, ANDREW JOHN (A.J.) — CATCHER

HEIGHT: 6-2 **BATS:** R **BORN:** 4/4/1993 in Rahway, NJ
WEIGHT: 215 **THROWS:** R **RESIDES:** Westfield, NJ
SIGNED BY: Jack Powell **SCHOOL:** Georgia Tech
HOW OBTAINED: Selected by Twins in 14th round of 2015 First-Year Player Draft.

2015: Began professional career with Rookie Elizabethton...hit first career home run in his second career game June 25...finished with the second most doubles and tied for second most home runs on the E-Twins...**PERSONAL:** Attended Georgia Tech where he finished his career hitting .274 (186-for-679) with 42 doubles, five triples, 24 home runs, 120 RBI and 120 runs in 193 games from 2012-15...was Third-Team All-ACC and the team captain in 2015 as a senior and hit .279, matched his career-high of 16 doubles and set career-highs in home runs (15), RBI (51), runs (49) and slugging (.582)...named the 2014 Cape Cod League's Manny Robello 10th Player Award, which recognizes a player who has demonstrated dedication both on and off the field, and 2014 Chatham A's Most Outstanding Player of the Year...was the East MVP of the 2014 Cape Cod League All-Star Game...was a three-time Cape Cod League Player of the Week winner and hit .317 for the summer (T14th in CCL) with six home runs (T2nd) and 32 RBI (3rd)...started all 64 games as a sophomore and hit .271 with 10 doubles, two triples, five home runs, 35 RBI and four stolen bases...was a three-year letterwinner and one-year captain at Westfield (NJ) High School...state sectional champion in 2011...named the New Jersey Gatorade Player of the Year, the New Jersey Star Ledger Player of the Year and First Team All-State in 2011...was a First Team All-Area from 2009-2011...owns the Westfield record for home runs, hits and runs...as a senior, hit .540 with nine homers, 12 doubles and 54 runs, all of which were school single-season records...ranked as the No. 77 recruit in the nation and No. 3 in the State of New Jersey by Perfect Game...was a three-year standout in football as a running back and linebacker...earned football All-State honors in 2011 and All-Area honors from 2009-11...rushed for over 1,000 yards and recorded 117 tackles...made the school's honor roll...originally drafted in the 48th round by Houston in 2012 but elected to enroll at Georgia Tech...his father, Michael, played with the Chicago White Sox...has one sister, Brittany, and two brothers, Michael and Douglas...his brother, Michael, was a standout catcher at Wake Forest and played in the San Francisco Giants organization...sister Brittany played softball for the University of Maryland.

YEAR	TEAM	AVG	G	AB	R	H	2B	3B	HR	RBI	SH	SF	HB	BB	SO	SB	CS	E	OBP
2015	Elizabethton	.264	51	159	28	42	11	0	4	18	0	1	4	22	41	0	1	3	.366
Minor League Totals		**.264**	**51**	**159**	**28**	**42**	**11**	**0**	**4**	**18**	**0**	**1**	**4**	**22**	**41**	**0**	**1**	**3**	**.366**

NAVARRETO, BRIAN EDUARDO — CATCHER

HEIGHT: 6-2 **BATS:** R **BORN:** 12/29/1994 in Bayamon, PR
WEIGHT: 210 **THROWS:** R **RESIDES:** Jacksonville, FL
SIGNED BY: Brent Shelton **SCHOOL:** Arlington Country (FL) Day School
HOW OBTAINED: Selected by Twins in 6th round of 2013 First-Year Player Draft.

2015: Spent entire season with Single-A Cedar Rapids as the Kernels primary catcher...placed on disabled list May 4 with a left wrist sprain; reinstated May 26...hit the walk-off single in the decisive third game of the Midwest League semis to advance the Kernels to the ML Championship Series...**2014:** Spent the entire season with Rookie Elizabethton...**2013:** Began his professional career with the GCL Twins...led the Twins in doubles.

YEAR	TEAM	AVG	G	AB	R	H	2B	3B	HR	RBI	SH	SF	HB	BB	SO	SB	CS	E	OBP
2013	GCL Twins	.226	42	137	15	31	10	0	3	16	1	1	4	15	35	3	1	3	.318
2014	Elizabethton	.194	31	108	16	21	8	1	3	15	0	1	0	7	33	0	0	0	.241
2015	Cedar Rapids	.217	86	299	28	65	11	1	2	28	3	1	2	14	62	0	0	2	.256
Minor League Totals		**.215**	**159**	**544**	**59**	**117**	**29**	**2**	**8**	**59**	**4**	**3**	**6**	**36**	**130**	**3**	**1**	**5**	**.270**

NORDGREN, MILES ALLEN — PITCHER

HEIGHT: 6-2 **BATS:** R **BORN:** 6/12/1992 in Birmingham, AL
WEIGHT: 190 **THROWS:** R **RESIDES:** Gadsden, AL
SIGNED BY: Jack Powell **SCHOOL:** Birmingham Southern College
HOW OBTAINED: Selected by Twins in 23rd round of 2014 First-Year Player Draft.

2015: Began season with Single-A Cedar Rapids...transferred to Rookie Elizabethton April 30; transferred back to Cedar Rapids June 6...transferred to Elizabethton June 22 and finished season with the E-Twins...combined to post a 2.62 ERA (72.0 IP, 21 ER) in 17 appearances (11 starts) between the two stops...**2014:** Spent his first professional season with GCL Twins...started career with an 8.1 scoreless inning streak, covering four appearances...44.1 innings were the most on the team among primary relievers...**PERSONAL:** Went 8-2, 1.37 ERA in 14 outings (11 starts) for Birmingham Southern College during the 2014 season...in 78.2 innings he allowed 53 hits, walked 11 and struck out 62...was a member of the D3baseball.com All-America team, made the American Baseball Coaches Association/Rawlings All-American Second-Team and earned a spot on the Capital One Academic All-American Team...was named Birmingham-Southern's Man of the Year and the Southern Athletic Association Pitcher of the Year in 2013.

YEAR	TEAM	W-L	ERA	G	GS	CG	SH	SV	IP	H	R	ER	HR	HB	BB	SO	WP	BK	BAA
2014	GCL Twins	1-3	2.23	16	1	0	0	3	44.1	48	17	11	0	1	8	20	0	0	.277
2015	Cedar Rapids	0-0	2.03	6	0	0	0	0	13.1	17	6	3	0	1	3	9	0	0	.315
	Elizabethton	1-3	2.76	11	11	0	0	0	58.2	65	31	18	1	4	10	33	4	0	.275
Minor League Totals		**2-6**	**2.48**	**33**	**12**	**0**	**0**	**3**	**116.1**	**130**	**54**	**32**	**1**	**6**	**21**	**62**	**4**	**0**	**.281**

OLSON, BRIAN GRANT — CATCHER

HEIGHT: 6-0 **BATS:** R **BORN:** 1/21/1993 in Renton, WA
WEIGHT: 190 **THROWS:** R **RESIDES:** Black Diamond, WA
SIGNED BY: Trevor Brown **SCHOOL:** Seattle University
HOW OBTAINED: Selected by Twins in 34th round of 2015 First-Year Player Draft.

2015: Began professional career with the GCL Twins...transferred to Rookie Elizabethton July 31...**PERSONAL:** Attended Seattle University from 2012-15...hit .267 (55-for-206) with 27 runs, 14 doubles, one triple, three home runs, 29 RBI, 38 walks and two stolen bases as a senior in 2015...named First-Team All-WAC as a junior in 2014 after hitting .320 (65-for-203) with 15 doubles, two triples, three home runs and 47 RBI...graduate of Tahoma High School where he was a three year varsity starter for the Bears...helped the team reach the state playoffs at Safeco Field his sophomore year and the preliminary rounds his junior and senior years...named All-State catcher in 2011 by The Seattle Times and named First-Team All-Division in 2009 and 2011...made the division's second team in 2010...was also given the Underclassman Award, the 2009 Batting Championship and Gold Gloves in 2010 and 2011...hit .485 his sophomore year, and helped the Bears win all but one league game his senior year...was given the All-Academic award his three years on the varsity team...played with the JBA Cubs from 2009 to 2011...was the team captain all three years and helped the team win the Connie Mack State Championships in 2009...played in the Area Code Games, Mariner Cup Fall team, Perfect Game All World team and the Arizona Fall Classic in addition to trying out for BBNW Team USA.

OLSON continued...

YEAR	TEAM	AVG	G	AB	R	H	2B	3B	HR	RBI	SH	SF	HB	BB	SO	SB	CS	E	OBP
2015	GCL Twins	.273	17	55	11	15	1	1	0	3	0	1	2	12	10	0	0	0	.414
	Elizabethton	.333	15	51	9	17	3	0	2	8	0	0	0	7	8	0	0	2	.414
Minor League Totals		**.302**	**32**	**106**	**20**	**32**	**4**	**1**	**2**	**11**	**0**	**1**	**2**	**19**	**18**	**0**	**0**	**2**	**.414**

ORTIZ, JOSE FERNANDO — CATCHER

HEIGHT: 5-11 **BATS:** R **BORN:** 6/11/1994 in Bayamon, PR
WEIGHT: 206 **THROWS:** R **RESIDES:** Comerio, PR
DRAFTED BY: Cincinnati in 17th round of 2012 First-Year Player Draft **SCHOOL:** Juana Colon (PR) HS
HOW OBTAINED: Signed as a minor league free agent, December 18, 2015.

2015: Spent entire season with Single-A Dayton...placed on suspended list June 28; reinstated July 1...released July 18...signed by the Twins December 18...**2014:** Spent entire season with Single-A Dayton...**2013:** Spent entire season with Single-A Billings...hit eight home runs...**2012:** Hit .359 in his first professional season for the AZL Reds.

YEAR	TEAM	AVG	G	AB	R	H	2B	3B	HR	RBI	SH	SF	HB	BB	SO	SB	CS	E	OBP
2012	AZL Reds	.359	13	39	10	14	5	1	0	6	0	1	1	8	10	3	0	4	.469
2013	Billings	.262	48	164	21	43	14	0	8	32	0	4	2	14	42	1	0	5	.321
2014	Dayton	.198	39	131	12	26	7	1	3	14	1	0	1	8	39	0	0	3	.250
2015	Dayton	.199	43	156	13	31	8	0	3	23	0	3	1	6	35	0	0	4	.229
Minor League Totals		**.233**	**143**	**490**	**56**	**114**	**34**	**2**	**14**	**75**	**1**	**8**	**5**	**36**	**126**	**4**	**0**	**16**	**.288**

PALACIOS, JERMAINE MANUEL — SHORTSTOP

HEIGHT: 6-0 **BATS:** R **BORN:** 7/19/1996 in Barquisimeto, VZ
WEIGHT: 167 **THROWS:** R **RESIDES:** Barquisimeto, VZ
SIGNED BY: Jose Leon **SCHOOL:** - -
HOW OBTAINED: Signed as an undrafted free agent, September 6, 2013.

2015: Began season with the GCL Twins...collected one hit in first five games and went on to collect multiple hits in 13 of his next 15 games...transferred to Rookie Elizabethton July 31...collected multiple hits in four of his first five games and seven of his first 11 games with the E-Twins...had a 12-game hit-streak to begin his time with Elizabethton, July 31-August 11...named shortstop on the Twins organizational All-Star team by MiLB.com...named the third best prospect in the Appalachian League and 19th best prospect in the Twins system following the season by *Baseball America*...**2014:** Began professional career with the DSL Twins.

YEAR	TEAM	AVG	G	AB	R	H	2B	3B	HR	RBI	SH	SF	HB	BB	SO	SB	CS	E	OBP
2014	DSL Twins	.270	49	178	40	48	11	6	0	29	2	3	7	35	37	14	3	11	.404
2015	Elizabethton	.336	31	140	23	47	14	2	2	23	0	2	0	3	20	5	2	16	.345
	GCL Twins	.421	26	95	13	40	9	2	1	14	0	1	1	9	11	4	2	5	.472
Minor League Totals		**.327**	**106**	**413**	**76**	**135**	**34**	**10**	**3**	**66**	**2**	**6**	**8**	**47**	**68**	**23**	**7**	**32**	**.401**

PALKA, DANIEL — OUTFIELDER

HEIGHT: 6-3 **BATS:** L **BORN:** 10/28/1991 in Greenville, SC
WEIGHT: 225 **THROWS:** L **RESIDES:** Lyman, SC
DRAFTED BY: Diamondbacks in 3rd round of 2013 First-Year Player Draft. **SCHOOL:** Georgia Tech
HOW OBTAINED: Trade with Arizona in exchange for C/OF Chris Herrmann, November 10, 2015.

2015: Spent entire season with Single-A Visalia...set career-highs in home runs, RBI, doubles, hits and runs...played for Salt River in the Arizona Fall League, hitting .278 (25-for-90) with six doubles, three home runs and 17 RBI in 22 games...named to the AFL All-Prospect team...**2014:** Midwest League Midseason All-Star...named Player of the Week, July 21-27...**2013:** Pioneer League Postseason All-Star...Player of the Week, July 15-21...**PERSONAL:** 2013 NCBWA First-Team All-American...2013 Baseball America First-Team All-American and Preseason All-American...2013 Louisville Slugger Third-Team All-American...2012 TD Ameritrade College World Series Home Run Derby participant...2012 Cape Cod League All-Star Game MVP...2010 Rawlings Second-Team All-American...2010 First-Team All-Atlantic Region...originally drafted by the Phillies in the 19th round of the 2010 First-Year Player Draft, but did not sign.

YEAR	TEAM	AVG	G	AB	R	H	2B	3B	HR	RBI	SH	SF	HB	BB	SO	SB	CS	E	OBP
2013	Hillsboro	.340	12	47	10	16	1	2	2	10	0	1	0	7	16	1	0	2	.418
	Missoula	.302	56	205	36	62	20	0	7	38	0	5	2	29	45	2	2	6	.386
2014	South Bend	.248	118	455	63	113	23	5	22	82	0	6	4	56	129	9	3	12	.332
2015	Visalia	.280	129	511	95	143	36	3	29	90	0	5	4	56	164	24	7	10	.352
Minor League Totals		**.274**	**315**	**1218**	**204**	**334**	**80**	**10**	**60**	**220**	**0**	**17**	**10**	**148**	**354**	**36**	**12**	**30**	**.353**

PARRA, JORGE DANIEL — OUTFIELDER

HEIGHT: 6-0 **BATS:** L **BORN:** 6/14/1995 in Caracas, Distrito Capital, VZ
WEIGHT: 176 **THROWS:** L **RESIDES:** Caracas, Distrito Capital, VZ
SIGNED BY: Jose Leon **SCHOOL:** - -
HOW OBTAINED: Signed as an undrafted free agent, September 17, 2012.

YEAR	TEAM	AVG	G	AB	R	H	2B	3B	HR	RBI	SH	SF	HB	BB	SO	SB	CS	E	OBP
2013	DSL Twins	.195	45	159	19	31	5	1	0	15	1	2	2	15	44	7	4	3	.270
2014	DSL Twins	.260	52	177	31	46	9	3	0	19	4	3	5	23	41	2	1	4	.356
2015	DSL Twins	.244	52	197	26	48	12	2	1	34	0	5	4	17	49	1	1	4	.309
Minor League Totals		**.235**	**149**	**533**	**76**	**125**	**26**	**6**	**1**	**68**	**5**	**10**	**11**	**55**	**134**	**10**	**6**	**11**	**.314**

PAUL, CHRIS DANA — INFIELDER

HEIGHT: 6-2 **BATS:** R **BORN:** 10/12/1992 in Irvine, CA
WEIGHT: 200 **THROWS:** R **RESIDES:** Aliso Viejo, CA
SIGNED BY: Elliott Strankman **SCHOOL:** University of California - Berkeley
HOW OBTAINED: Selected by Twins in 6th round of 2015 First-Year Player Draft.

2015: Began season with Rookie Elizabethton...named Twins minor league Player of the Week August 7 after hitting .357 (10-for-28) with three doubles, two home runs and 12 RBI in six games for the E-Twins...transferred to Single-A Cedar Rapids August 9...placed on disabled list August 21; reinstated September 2...**PERSONAL:** Attended the University of California-Berkeley...was a First-Team All-Pac-12 selection his senior season for the Bears in 2015 after hitting .325 (66-for-203) with nine home runs and a team-high 45 RBI...was twice named Pac-12 Player of the Week in 2015...in four seasons with Cal, hit .236 (151-for-563) with 27 doubles, seven triples, 18 home runs and 12 stolen bases in 166 games...attended Laguna Beach High School where he hit .495 as a senior and was the Orange Coast League MVP as a sophomore.

YEAR	TEAM	AVG	G	AB	R	H	2B	3B	HR	RBI	SH	SF	HB	BB	SO	SB	CS	E	OBP
2015	Elizabethton	.302	21	86	12	26	7	0	3	16	0	0	6	4	15	2	0	3	.375
	Cedar Rapids	.244	12	45	3	11	3	1	0	5	0	0	2	0	13	0	0	1	.277
Minor League Totals		**.282**	**33**	**131**	**15**	**37**	**10**	**1**	**3**	**21**	**0**	**0**	**8**	**4**	**28**	**2**	**0**	**4**	**.343**

PAULINO, CARLOS ANGENIS — CATCHER

SEE PAGE 108

PEARCE, CALLAN LEE — PITCHER

HEIGHT: 6-3 **BATS:** R **BORN:** 8/1/1995 in Durban, South Africa
WEIGHT: 211 **THROWS:** R **RESIDES:** Durban, South Africa
SIGNED BY: Glenn Godwin **SCHOOL:** - -
HOW OBTAINED: Signed as an undrafted free agent, July 2, 2013.

YEAR	TEAM	W-L	ERA	G	GS	CG	SH	SV	IP	H	R	ER	HR	HB	BB	SO	WP	BK	BAA
2014	GCL Twins	1-2	6.04	18	0	0	0	0	25.1	26	17	17	2	4	13	23	3	0	.268
2015	GCL Twins	0-1	4.67	15	0	0	0	0	17.1	19	9	9	1	3	11	11	3	1	.275
Minor League Totals		**1-3**	**5.48**	**33**	**0**	**0**	**0**	**0**	**42.2**	**45**	**26**	**26**	**3**	**7**	**24**	**34**	**6**	**1**	**.271**

PENA, JUAN ALBERTO — PITCHER

HEIGHT: 6-2 **BATS:** R **BORN:** 9/16/1996 in San Jose de las Matas, DR
WEIGHT: 170 **THROWS:** R **RESIDES:** Mao, Valverde, DR
SIGNED BY: Fred Guerrero **SCHOOL:** - -
HOW OBTAINED: Signed as an undrafted free agent, April 24, 2015.

YEAR	TEAM	W-L	ERA	G	GS	CG	SH	SV	IP	H	R	ER	HR	HB	BB	SO	WP	BK	BAA
2015	DID NOT PLAY - RESTRICTED LIST																		

PEREZ, ALEXANDER (ALEX) — INFIELDER

HEIGHT: 5-10 **BATS:** L **BORN:** 10/24/1992 in Miami, FL
WEIGHT: 170 **THROWS:** R **RESIDES:** Miami, FL
SIGNED BY: Ricky Taylor **SCHOOL:** Virginia Tech
HOW OBTAINED: Selected by Twins in 23rd round of 2015 First-Year Player Draft.

2015: Began professional career with Rookie Elizabethton...**PERSONAL:** Attended Virginia Tech from 2012-15 where he was a 2015 Gregg Olson Award semifinalist and John Olerud Two-Way Player of the Year Award Watch List...finished his pitching career at Tech going 1-4, 7.47 ERA (15.2 IP, 13 ER) and hitting .260 (216-for-832) with 32 doubles, 14 triples, six home runs and 110 RBI in 224 games...holds a number of school records, including most consecutive starts in career (tied with Spencer Harris, 224) and most consecutive starts to begin a career (224 – only Tech player to start every team game in four-year span)...was one of only two Tech student-athletes across all sports to start and play in every team game (min. 200 games) in career – Charisse Mariconda (softball, 249)...as a junior in 2014, passed Trey McCoy (168) for the most consecutive starts to begin a career at the school...he and McCoy were the only Hokies to start and play every game at Tech through their junior season (since 1980)...had 15 career game-winning RBI and 20 career game-winning runs scored...in 2015 ranked in the NCAA in seven categories – eighth in triples, 15th in triples per game (0.13), 36th in runs per game (1.04), 55th in runs, 43rd in walks per game (0.74), 56th in walks and 171st in on-base percentage...in 2014, was one of four Hokies to start all 53 games – 50 at second, one at shortstop and two on the mound...was a four-year letter winner at Immaculata-LaSalle High School...named the school's athlete of the year as a senior and also garnered Miami Herald pitcher of the year, First-Team All-County and First-Team Miami-Dade recognition...as a senior, batted .440 with two home runs, 12 doubles, 35 runs scored, 35 RBI in 29 games...on the mound, posted an 8-1 record with a 2.33 ERA and 102 strikeouts...was a Second-Team All-County in 2010.

YEAR	TEAM	AVG	G	AB	R	H	2B	3B	HR	RBI	SH	SF	HB	BB	SO	SB	CS	E	OBP
2015	Elizabethton	.239	41	142	21	34	7	1	0	12	0	1	3	17	35	0	1	4	.331
Minor League Totals		**.239**	**41**	**142**	**21**	**34**	**7**	**1**	**0**	**12**	**0**	**1**	**3**	**17**	**35**	**0**	**1**	**4**	**.331**

PEREZ, RANDOLPH DARINEL — PITCHER

HEIGHT: 6-0 **BATS:** R **BORN:** 4/23/1994 in Neyba, DR
WEIGHT: 175 **THROWS:** R **RESIDES:** Neyba, DR
SIGNED BY: Fred Guerrero **SCHOOL:** - -
HOW OBTAINED: Signed as an undrafted free agent, May 10, 2013.

2015: Spent entire season with the DSL Twins...finished with the lowest ERA among DSL Twins and the second most appearances...**2014:** Spent his second consecutive season with the DSL Twins, appearing in 16 games (3 starts)...1.32 ERA led the club and 0.94 WHIP was second.

YEAR	TEAM	W-L	ERA	G	GS	CG	SH	SV	IP	H	R	ER	HR	HB	BB	SO	WP	BK	BAA
2013	DSL Twins	0-0	6.23	9	0	0	0	1	8.2	10	8	6	0	3	5	9	1	0	.278
2014	DSL Twins	3-0	1.32	16	3	0	0	2	47.2	26	12	7	0	3	19	37	6	0	.162
2015	DSL Twins	5-4	1.90	22	0	0	0	3	42.2	40	22	9	1	3	25	48	3	0	.245
Minor League Totals		**8-4**	**2.00**	**47**	**3**	**0**	**0**	**6**	**99.0**	**76**	**42**	**22**	**1**	**9**	**49**	**94**	**10**	**0**	**.212**

PETERSON, BRANDON SCOTT — PITCHER

HEIGHT: 6-1 **BATS:** R **BORN:** 9/23/1991 in Savage, MN
WEIGHT: 198 **THROWS:** R **RESIDES:** Savage, MN
SIGNED BY: JR DiMercurio **SCHOOL:** Wichita State University
HOW OBTAINED: Selected by Twins in 13th round of 2013 First-Year Player Draft.

2015: Began season with Single-A Ft. Myers...made 21 relief appearances posting a 0.85 ERA (31.2 IP, 3 ER)...named Twins minor league Player of the Week June 5 after tossing 3.2 scoreless and hitless innings with one walk and seven strikeouts in two appearances...named the Twins minor league Pitcher of the Month for June after going 1-0, 0.00 ERA (11.2 IP) with one save in seven relief appearances...named a Florida State Leauge Midseason All-Star...did not allow a run in his final 11 appearances with the Miracle...transferred to Double-A Chattanooga June 12...placed on the disabled list July 31 with a right ankle impingement; reinstated August 8...**2014:** Began the season with Single-A Cedar Rapids and made nine relief appearances, allowing just one earned run in 12.2 innings...transferred to Single-A Ft. Myers May 5 and spent the rest of the year with the Miracle...allowed just seven earned runs in relief for the Miracle, the other two coming in his only career start...**2013:** Spent first professional season with Rookie Elizabethton...led Appalachian League with a 13.17 strikeouts-per-9.0 innings pitched and was fourth with a 10.21 baserunners-per-9.0 inning ratio...**PERSONAL:** Transferred to Wichita State and played his junior season for the Shockers...played for Des Moines Area Community College as a sophomore and went 6-4, 4.94 ERA with three saves...pitched 51.0 innings with 22 walks and 55 strikeouts...as a freshman at Des Moines CC went 6-1, 3.50 ERA with six saves...pitched 36.0 innings with 13 walks and 49 strikeouts...finished as the ICCAC champions and made appearance in the World Series...attended Burnsville High School...earned all-state honors and was named to the State All-Tournament team...member of second place team at state tournament during senior season.

YEAR	TEAM	W-L	ERA	G	GS	CG	SH	SV	IP	H	R	ER	HR	HB	BB	SO	WP	BK	BAA
2013	Elizabethton	0-2	2.96	19	0	0	0	5	27.1	22	9	9	3	0	9	40	2	0	.224
2014	Cedar Rapids	1-0	0.71	9	0	0	0	3	12.2	9	1	1	0	0	2	19	1	0	.196
	Ft. Myers	1-1	1.80	31	1	0	0	1	45.0	28	10	9	0	0	17	65	5	0	.177
2015	Ft. Myers	1-0	0.85	21	0	0	0	3	31.2	14	3	3	0	0	15	44	3	1	.135
	Chattanooga	2-1	3.38	20	0	0	0	2	29.1	30	13	11	1	1	13	33	3	0	.261
Minor League Totals		**5-4**	**2.03**	**100**	**1**	**0**	**0**	**14**	**146.0**	**103**	**36**	**33**	**4**	**1**	**56**	**201**	**14**	**1**	**.198**

POULSON, BRANDON CLIFFORD — PITCHER

HEIGHT: 6-6 **BATS:** R **BORN:** 2/16/1990 in Santa Rosa, CA
WEIGHT: 240 **THROWS:** R **RESIDES:** Santa Rosa, CA
SIGNED BY: Elliot Strankman **SCHOOL:** Academy of the Arts (CA)
HOW OBTAINED: Signed as an undrafted free agent, July 30, 2014.

PERSONAL: Was a construction worker before signing with Minnesota...his unlikely career path was featured on the NBC Nightly News with Brian Williams August 6, 2014 before Poulson made his minor league debut...played baseball at Piner High School in Santa Rosa, CA and football at Santa Rosa Junior College....took a job as a construction worker and 18-wheel truck driver for his father's business, John's Excavating...played for manager Joey Gomes, the brother of Major League outfielder Jonny Gomes, with the Healdsburg Prune Packers.

YEAR	TEAM	W-L	ERA	G	GS	CG	SH	SV	IP	H	R	ER	HR	HB	BB	SO	WP	BK	BAA
2014	Elizabethton	0-1	8.59	6	1	0	0	0	7.1	7	7	7	1	1	13	9	2	0	.250
2015	GCL Twins	1-0	3.10	14	0	0	0	0	20.1	9	7	7	0	4	19	26	9	0	.138
Minor League Totals		**1-1**	**4.55**	**20**	**1**	**0**	**0**	**0**	**27.2**	**16**	**14**	**14**	**1**	**5**	**32**	**35**	**11**	**0**	**.172**

QUEZADA, JOHAN RAMON — PITCHER

HEIGHT: 6-9 **BATS:** R **BORN:** 8/25/1994 in Santo Domingo, DR
WEIGHT: 217 **THROWS:** R **RESIDES:** Santo Domingo Este, DR
SIGNED BY: Fred Guerrero **SCHOOL:** - -
HOW OBTAINED: Signed as an undrafted free agent, September 10, 2012.

YEAR	TEAM	W-L	ERA	G	GS	CG	SH	SV	IP	H	R	ER	HR	HB	BB	SO	WP	BK	BAA
2013	DSL Twins	0-1	10.29	11	5	0	0	0	14.0	14	21	16	0	2	28	12	14	0	.264
2014	DSL Twins	1-0	3.99	18	0	0	0	0	29.1	13	17	13	0	0	46	38	15	0	.135
2015	GCL Twins	2-1	3.38	19	0	0	0	7	21.1	14	9	8	1	0	12	23	13	0	.189
Minor League Totals		**3-2**	**5.15**	**48**	**5**	**0**	**0**	**7**	**64.2**	**41**	**47**	**37**	**1**	**2**	**86**	**73**	**42**	**0**	**.184**

QUENTIN, CARLOS JOSE — OUTFIELDER

SEE PAGE 120-121

RAMIREZ, DAULIN MANUEL — PITCHER

HEIGHT: 6-1 **BATS:** L **BORN:** 5/1/1995 in San Pedro de Macoris, DR
WEIGHT: 215 **THROWS:** R **RESIDES:** San Pedro de Macoris, DR
ORIGINALLY SIGNED BY: Tampa Bay as an undrafted free agent, January 1, 2013. **SCHOOL:** - -
HOW OBTAINED: Signed as a minor league free agent, May 29, 2014.

2015: Suspended June 18 for violating the minor league drug policy...reinstated following the season.

YEAR	TEAM	W-L	ERA	G	GS	CG	SH	SV	IP	H	R	ER	HR	HB	BB	SO	WP	BK	BAA
2014	DSL Twins	4-3	5.84	22	0	0	0	3	37.0	33	31	24	0	6	22	35	16	0	.234
2015	DSL Twins	1-0	9.00	4	0	0	0	0	9.0	9	11	9	0	2	9	8	4	0	.273
Minor League Totals		**5-3**	**6.46**	**26**	**0**	**0**	**0**	**3**	**46.0**	**42**	**42**	**33**	**0**	**8**	**31**	**43**	**20**	**0**	**.241**

YEAR	TEAM	AVG	G	AB	R	H	2B	3B	HR	RBI	SH	SF	HB	BB	SO	SB	CS	E	OBP
2013	DSL Rays	.085	39	117	10	10	2	0	1	5	2	0	0	12	39	0	0	0	.171
Minor League Totals		**.085**	**39**	**117**	**10**	**10**	**2**	**0**	**1**	**5**	**2**	**0**	**0**	**12**	**39**	**0**	**0**	**0**	**.171**

RAMIREZ, JOSE MICHAEL — PITCHER

HEIGHT: 6-0 **BATS:** R **BORN:** 8/19/1992 in Azua, DR
WEIGHT: 180 **THROWS:** R **RESIDES:** Azua, DR
SIGNED BY: Fred Guerrero **SCHOOL:** - -
HOW OBTAINED: Signed as an undrafted free agent, June 4, 2012.

2015: Spent entire season with the DSL Twins....made nine relief appearances and nine starts...posted a 4.79 ERA (20.2 IP, 11 ER) as a reliever and a 5.27 ERA (41.0 IP, 24 ER) as a starter...**2014:** Spent third season with the DSL Twins making 14 appearances, all starts...**2013:** Spent entire season with the DSL Twins...tied for team lead in starts.

YEAR	TEAM	W-L	ERA	G	GS	CG	SH	SV	IP	H	R	ER	HR	HB	BB	SO	WP	BK	BAA
2012	DSL Twins	1-0	5.11	15	0	0	0	1	24.2	31	23	14	2	2	11	24	3	0	.301
2013	DSL Twins	1-2	3.51	13	9	0	0	0	41.0	37	21	16	1	2	20	34	4	0	.240
2014	DSL Twins	4-0	2.25	14	14	0	0	0	64.0	45	23	16	0	7	33	55	7	0	.204
2015	DSL Twins	1-3	5.11	18	9	0	0	0	61.2	75	53	35	3	1	29	45	8	0	.304
Minor League Totals		**7-5**	**3.81**	**60**	**32**	**0**	**0**	**1**	**191.1**	**188**	**120**	**81**	**6**	**12**	**93**	**158**	**22**	**0**	**.259**

RAMIREZ, WILLIAMS LEONEL — PITCHER

HEIGHT: 6-1 **BATS:** R **BORN:** 8/8/1992 in San Juan de la Maguana, DR
WEIGHT: 213 **THROWS:** R **RESIDES:** Esperanza, Valverde, DR
SIGNED BY: Fred Guerrero **SCHOOL:** - -
HOW OBTAINED: Signed as an undrafted free agent, December 19, 2012.

2015: Spent entire season with the GCL Twins...made one relief appearance to start the season and then transferred to the starting rotation for the remainder of the season...allowed one earned run in his first five starts (24.1 IP)...led the GCL and the Twins organization with a 1.05 ERA, led the GCL with a 0.88 WHIP, .145 opponent average, 9.85 strikeouts-per-9.0 IP and 9.12 baserunners-per 9.0 IP, and was third in strikeouts (58)...**2014:** Spent entire season with the DSL Twins...led the team in starts and had the lowest ERA among DSL Twins...held opponents to a .176 batting average, third lowest among DSL pitchers.

YEAR	TEAM	W-L	ERA	G	GS	CG	SH	SV	IP	H	R	ER	HR	HB	BB	SO	WP	BK	BAA
2013	DSL Twins	3-1	2.45	17	2	0	0	0	33.0	13	11	9	0	2	25	35	5	0	.123
2014	DSL Twins	4-1	1.81	16	15	0	0	0	74.2	46	31	15	1	3	33	81	12	1	.176
2015	GCL Twins	4-3	1.05	11	10	0	0	0	51.1	25	10	6	1	6	20	58	4	0	.145
Minor League Totals		**11-5**	**1.70**	**44**	**27**	**0**	**0**	**0**	**159.0**	**84**	**52**	**30**	**2**	**11**	**78**	**174**	**21**	**1**	**.156**

REAL, ERWIN ALEXANDER (ALEX) — CATCHER

HEIGHT: 6-1 **BATS:** R **BORN:** 1/19/1993 in Hermosillo, Mexico
WEIGHT: 226 **THROWS:** R **RESIDES:** Chandler, AZ
SIGNED BY: Ted Williams **SCHOOL:** University of New Mexico
HOW OBTAINED: Selected by Twins in 24th round of 2014 First-Year Player Draft.

2015: Placed on restricted list prior to the start of the season; reinstated May 31 and joined Single-A Cedar Rapids...placed on disabled list September 15 and finished the season on the DL...**2014:** Spent first professional season with Rookie Elizabethton...played 12 games at catcher...hit first career home run August 19...**PERSONAL:** Named a Johnny Bench Award semifinalist and earned All-Mountain West First-Team honors for his play behind the plate for the University of New Mexico...hit .320 (73-for-228) and finished tied for third in the nation (first among catchers) with 25 doubles...scored 34 runs, finished second on the team with 47 RBI and added one triple and two home runs...named All-Mountain West Second-Team as a sophomore...set a Mountain West Tournament championship game record with seven RBI in a win over San Diego State on May 26, 2012 as a freshman...played baseball for four years at Boulder Creek High School in Anthem, AZ.

YEAR	TEAM	AVG	G	AB	R	H	2B	3B	HR	RBI	SH	SF	HB	BB	SO	SB	CS	E	OBP
2014	Elizabethton	.284	28	88	9	25	5	0	1	11	0	2	2	4	23	1	1	2	.323
2015	Cedar Rapids	.261	64	230	28	60	11	4	3	30	2	3	4	18	34	0	1	1	.322
Minor League Totals		**.267**	**92**	**318**	**37**	**85**	**16**	**4**	**4**	**41**	**2**	**5**	**6**	**22**	**57**	**1**	**2**	**3**	**.322**

REED, JACOB HUBERT (JAKE) — PITCHER

SEE PAGES 122

REGINATTO, LEONARDO — INFIELDER

HEIGHT: 6-2 **BATS:** R **BORN:** 4/10/1990 in Curitiba, Brazil
WEIGHT: 180 **THROWS:** R **RESIDES:** Curibita, Brazil
ORIGINALLY SIGNED BY: Tampa Bay as an undrafted free agent, February 2, 2009. **SCHOOL:** - -
HOW OBTAINED: Signed as a minor league free agent, December 18, 2015.

2015: Began season with Triple-A Durham...transferred between Durham and Double-A Montgomery five times throughout the season...declared minor league free agency following the season...**2014:** Named a member of the Tampa Bay Rays Organizational All-Star team by MiLB.com...named a Florida State League Mid- and Postseason All-Star...**2013:** Named a Midwest League Midseason All-Star...**2012:** Named a New York-Penn League Midseason All-Star.

YEAR	TEAM	AVG	G	AB	R	H	2B	3B	HR	RBI	SH	SF	HB	BB	SO	SB	CS	E	OBP
2009	VSL Rays	.328	54	186	31	61	7	2	1	29	4	5	6	9	14	2	5	23	.369
2010	Princeton	.279	16	61	4	17	4	0	0	4	0	0	0	4	8	2	2	8	.323
2011	Hudson Valley	.198	63	207	20	41	5	0	2	17	2	1	4	12	47	11	3	11	.254
2012	Hudson Valley	.276	65	232	22	64	8	0	1	29	2	1	3	16	26	8	4	23	.329
2013	Bowling Green	.325	112	412	68	134	17	4	1	49	2	6	3	43	58	11	7	12	.388
2014	Charlotte	.316	94	364	45	115	16	2	0	35	2	4	5	38	46	14	2	25	.384
	Montgomery	.130	17	54	2	7	0	0	0	6	0	0	3	6	9	0	0	1	.254
2015	Durham	.267	42	150	15	40	8	0	0	11	0	0	1	3	16	0	2	4	.286
	Montgomery	.271	58	210	32	57	11	3	3	30	3	1	2	23	32	0	4	8	.347
Minor League Totals		**.286**	**521**	**1876**	**239**	**536**	**76**	**11**	**8**	**210**	**15**	**18**	**27**	**154**	**256**	**48**	**29**	**115**	**.346**

REGINATTO continued...

YEAR	TEAM	W-L	ERA	G	GS	CG	SH	SV	IP	H	R	ER	HR	HB	BB	SO	WP	BK	BAA
2015	Durham	1-0	0.00	1	0	0	0	0	3.0	2	0	0	0	0	0	0	0	0	.182
	Montgomery	0-1	INF	1	0	0	0	0	0.0	1	1	1	1	0	0	0	0	0	1.000
Minor League Totals		**1-1**	**3.00**	**2**	**0**	**0**	**0**	**0**	**3.0**	**3**	**1**	**1**	**1**	**0**	**0**	**0**	**0**	**0**	**.250**

RIVAS, ELVIS JOSE — PITCHER

HEIGHT: 5-11 **BATS:** R **BORN:** 2/16/1996 in Maracaibo, VZ
WEIGHT: 200 **THROWS:** R **RESIDES:** Maracaibo, VZ
SIGNED BY: Jose Leon **SCHOOL:** - -
HOW OBTAINED: Signed as an undrafted free agent, November 25, 2015.

YEAR	TEAM	W-L	ERA	G	GS	CG	SH	SV	IP	H	R	ER	HR	HB	BB	SO	WP	BK	BAA

2016 will be his first season in professional baseball.

ROBINSON, ALEXANDER PETER (ALEX) — PITCHER

HEIGHT: 6-3 **BATS:** L **BORN:** 8/11/1994 in Queens, NY
WEIGHT: 217 **THROWS:** L **RESIDES:** Hewlett, NY
SIGNED BY: John Wilson **SCHOOL:** University of Maryland
HOW OBTAINED: Selected by Twins in 5th round of 2015 First-Year Player Draft.

2015: Began professional career making 10 appearances out of the bullpen for Rookie Elizabethton...**PERSONAL:** Attended the University of Maryland and was rated as the 74th best prospect by *Baseball America* entering the 2015 First-Year Player Draft...also rated as the 124th best prospect by MLB.com...made 25 appearances, all in relief, for the Terrapins as a junior in 2015 posting a record of 1-1 with a 1.63 ERA (27.2 IP, 5 ER), 20 walks and 32 strikeouts while collecting three saves...did not allow an earned run through 17.1 innings pitched to begin the season...attended Holy Trinity High School in Hewlett, NY where he was named the ESPN New York Player of the Year and was ranked the third overall prospect in New York by Perfect Game...helped lead his school to the 2012 league championship and won league MVP honors in the process...was a three-time selection as pitcher of the year and All-League...threw four no hitters in his high school career, including a 19-strikeout performance.

YEAR	TEAM	W-L	ERA	G	GS	CG	SH	SV	IP	H	R	ER	HR	HB	BB	SO	WP	BK	BAA
2015	Elizabethton	0-3	9.00	10	0	0	0	0	12.0	10	13	12	0	4	16	15	4	0	.238
Minor League Totals		**0-3**	**9.00**	**10**	**0**	**0**	**0**	**0**	**12.0**	**10**	**13**	**12**	**0**	**4**	**16**	**15**	**4**	**0**	**.238**

RODRIGUEZ, IVAN DERECK (DERECK) — PITCHER

HEIGHT: 6-1 **BATS:** R **BORN:** 6/5/1992 in Arlington, TX
WEIGHT: 192 **THROWS:** R **RESIDES:** Plantation, FL
SIGNED BY: Hector Otero **SCHOOL:** Monsignor Edward Pace (FL) High School
HOW OBTAINED: Selected by Twins in 6th round of 2011 First-Year Player Draft.

2015: Spent second full season as a pitcher and made the transition from reliever to starter...made three stops on the season between Rookie Elizabethton, Single-A Cedar Rapids and Single-A Ft. Myers...began the season with Ft. Myers and made one appearance before moving to extended spring training...reported to Cedar Rapids June 2 and made two starts for the Kernels...transferred to Elizabethton June 17 and made 12 starts for the E-Twins...took a no-hitter into the seventh inning June 29 and finished with 7.0 shutout innings, allowing one hit and one walk while striking out seven...was named the Appalachian League Pitcher of the Week following that outing...named the starting pitcher on the Appalachian League All-Star team and the AL Pitcher of the Year...led the Appy League in innings pitched (66.1), was fourth in strikeouts (61) and WHIP (1.13), and sixth in ERA (2.85)...**2014:** In first full season as a pitcher made 17 appearances, logging five saves and allowing just three earned runs in 25.2 innings for Rookie Elizabethton...**2013:** Made the transition from outfielder to pitcher following the season...**PERSONAL:** Son of former major league catcher Ivan Rodriguez.

YEAR	TEAM	W-L	ERA	G	GS	CG	SH	SV	IP	H	R	ER	HR	HB	BB	SO	WP	BK	BAA
2014	Elizabethton	2-2	1.05	17	0	0	0	5	25.2	19	6	3	0	3	8	19	1	0	.211
2015	Cedar Rapids	0-1	9.00	2	2	0	0	0	7.0	9	7	7	1	0	6	3	3	0	.300
	Elizabethton	6-3	2.85	12	12	0	0	0	66.1	64	28	21	5	3	11	61	9	0	.250
	Ft. Myers	0-0	0.00	1	0	0	0	0	2.0	1	0	0	0	0	2	2	1	0	.143
Minor League Totals		**8-6**	**2.76**	**32**	**14**	**0**	**0**	**5**	**101.0**	**93**	**41**	**31**	**6**	**6**	**27**	**85**	**14**	**0**	**.243**

YEAR	TEAM	AVG	G	AB	R	H	2B	3B	HR	RBI	SH	SF	HB	BB	SO	SB	CS	E	OBP
2011	GCL Twins	.156	29	90	4	14	4	0	0	5	1	0	2	5	35	2	0	1	.216
2012	GCL Twins	.263	30	99	13	26	8	0	3	12	0	0	2	11	31	6	2	1	.348
2013	Elizabethton	.222	41	153	23	34	11	0	3	19	1	1	2	8	46	7	1	2	.268
Minor League Totals		**.216**	**100**	**342**	**40**	**74**	**23**	**0**	**6**	**36**	**2**	**1**	**6**	**24**	**112**	**15**	**3**	**4**	**.279**

RODRIGUEZ, JAIRO ALEJANDRO — CATCHER

HEIGHT: 5-11 **BATS:** R **BORN:** 8/24/1988 in Acarigua, VZ
WEIGHT: 203 **THROWS:** R **RESIDES:** Acarigua, VZ
SIGNED BY: Jose Leon **SCHOOL:** - -
HOW OBTAINED: Signed as an undrafted free agent, May 9, 2007.

2015: Spent entire season with Double-A Chattanooga...began season on the disabled list; reinstated May 20...**2014:** Split time between Single-A Ft. Myers and Double-A New Britain...started the season with the Miracle before transferring to the Rock Cats for a four-game stint June 2-19...returned to New Britain for the final time, July 8-29, playing in five games...finished the season with Ft. Myers...played catcher for 36 of his 38 games on the year (DH for the other two)...**2012:** Midwest League All-Star team selection.

RODRIGUEZ, JAIRO continued...

YEAR	TEAM	AVG	G	AB	R	H	2B	3B	HR	RBI	SH	SF	HB	BB	SO	SB	CS	E	OBP
2007	VSL Twins	.348	34	112	19	39	2	0	0	14	1	2	4	8	6	0	0	2	.405
2008	DSL Twins	.236	42	140	17	33	4	0	2	14	0	0	0	13	16	2	2	3	.301
2009	DSL Twins	.235	54	196	19	46	15	1	0	25	2	3	4	16	16	1	1	0	.301
2010	GCL Twins	.209	25	91	10	19	7	0	0	10	2	0	0	3	10	0	0	2	.234
2011	GCL Twins	.300	3	10	1	3	0	0	0	1	0	1	0	1	1	1	0	1	.333
	Elizabethton	.208	26	96	9	20	2	0	1	8	0	2	2	5	20	1	1	4	.257
2012	Beloit	.265	64	215	20	57	12	0	2	20	6	1	3	18	40	0	0	9	.329
2013	Rochester	.000	1	1	0	0	0	0	0	0	0	0	0	0	1	0	0	0	.000
	Cedar Rapids	.140	16	50	8	7	2	0	0	4	1	1	0	6	7	0	0	2	.228
	Ft. Myers	.246	37	130	8	32	3	0	0	14	2	2	2	3	10	0	0	1	.270
2014	New Britain	.192	9	26	2	5	0	0	0	1	0	0	0	2	2	1	0	0	.250
	Ft. Myers	.227	29	97	10	22	7	0	0	14	1	3	3	5	16	0	0	0	.278
2015	Chattanooga	.221	28	86	7	19	2	0	0	5	1	1	0	8	15	0	1	0	.284
Minor League Totals		**.242**	**368**	**1250**	**130**	**302**	**56**	**1**	**5**	**130**	**16**	**16**	**18**	**88**	**160**	**6**	**5**	**29**	**.297**

RODRIGUEZ, REYNALDO A. — OUTFIELDER

SEE PAGES 123-124

ROMERO, FERNANDO ERNESTO — PITCHER

HEIGHT: 6-0 **BATS:** R **BORN:** 12/24/1994 in San Juan de la Maguana, DR
WEIGHT: 226 **THROWS:** R **RESIDES:** San Juan de la Maguana, DR
SIGNED BY: Fred Guerrero **SCHOOL:** - -
HOW OBTAINED: Signed as an undrafted free agent, November 4, 2011.

2015: Missed entire season on the disabled list recovering from elbow surgery on July 22, 2014...rated as the 29th best prospect in the Twins system by *Baseball America* following the season...**2014:** Made three starts for Single-A Cedar Rapids before being placed on the disabled list with a right elbow UCL sprain June 27, missing the remainder of the season...named the 24th best prospect in the Twins system by *Baseball America* entering 2015...**2013:** Ranked the 12th best prospect in the Twins system by *Baseball America* entering 2014.

YEAR	TEAM	W-L	ERA	G	GS	CG	SH	SV	IP	H	R	ER	HR	HB	BB	SO	WP	BK	BAA
2012	DSL Twins	1-4	4.65	14	6	0	0	0	31.0	26	19	16	0	3	14	28	6	0	.224
2013	GCL Twins	2-0	1.60	12	6	0	0	0	45.0	32	12	8	0	3	13	47	2	0	.196
2014	Cedar Rapids	0-0	3.00	3	3	0	0	0	12.0	13	4	4	1	0	5	9	2	0	.289
2015	DID NOT PLAY - INJURED																		
Minor League Totals		**3-4**	**2.86**	**29**	**15**	**0**	**0**	**0**	**88.0**	**71**	**35**	**28**	**1**	**6**	**32**	**84**	**10**	**0**	**.219**

RUNZLER, DANIEL (DAN) — PITCHER

SEE PAGES 129-130

SANTANA, RUBEN FERNANDO — INFIELDER

HEIGHT: 5-9 **BATS:** S **BORN:** 11/30/1997 in Monte Plata, DR
WEIGHT: 160 **THROWS:** R **RESIDES:** Monte Plata, DR
SIGNED BY: Fred Guerrero **SCHOOL:** - -
HOW OBTAINED: Signed as an undrafted free agent, September 15, 2015.

YEAR	TEAM	AVG	G	AB	R	H	2B	3B	HR	RBI	SH	SF	HB	BB	SO	SB	CS	E	OBP

2016 will be his first season in professional baseball.

SCHMIT, BLAKE ANTHONY — INFIELDER

HEIGHT: 6-1 **BATS:** R **BORN:** 2/27/1992 in Edina, MN
WEIGHT: 190 **THROWS:** R **RESIDES:** Eden Prairie, MN
SIGNED BY: John Wilson **SCHOOL:** University of Maryland
HOW OBTAINED: Selected by Twins in 26th round of 2014 First-Year Player Draft.

2015: Began the season with Single-A Cedar Rapids...placed on disabled list June 11...made rehab outing with GCL Twins; reinstated August 21...**PERSONAL:** Attended the University of Maryland where he finished his senior season in 2014 second on the team, and 18th in the ACC, in batting average (.309)...had a team-best 20 extra-base hits including a team-leading 18 doubles, which tied him for fifth in the conference...stole 16 bases, which tied for eighth in the league...ranked second on the team in slugging (.420) and on-base percentage (.413)...earned a spot on the ACC All-Tournament team at shortstop...played two seasons at Des Moines Area Community College and helped guide the Bears to back-to-back appearances in the NJCAA Division II World Series claiming the North Plains District Championship in 2011 and 2012...named to the 2012 ICCAC All-Conference First-Team and NJCAA All-Region XI Team after finishing the season with a .403 batting average and .496 slugging percentage and posted 11 doubles, one triple, three home runs and 38 RBI...in 2011, selected the Easton Division II Defensive Player of the Year and named to the Rawlings Gold Glove Team...earned Second-Team All-Conference honors...graduate of Eden Prairie (MN) High School and helped the Eagles to the 2010 Minnesota state title as an All-State and All-Conference honoree...won the 2011 American Legion World Series with Eden Prairie after finishing runner up in 2010...voted the 2011 George W. Rulon Player of the Year.

YEAR	TEAM	AVG	G	AB	R	H	2B	3B	HR	RBI	SH	SF	HB	BB	SO	SB	CS	E	OBP
2014	Elizabethton	.162	22	74	9	12	1	0	0	4	1	1	2	7	12	1	2	9	.250
2015	Cedar Rapids	.226	18	62	8	14	2	1	1	12	1	1	7	6	11	1	0	0	.355
	Ft. Myers	.182	8	22	1	4	0	0	0	0	0	0	1	2	4	0	1	3	.280
	GCL Twins	.297	10	37	5	11	2	0	1	6	0	0	0	2	8	3	1	1	.333
Minor League Totals		**.210**	**58**	**195**	**23**	**41**	**5**	**1**	**2**	**22**	**2**	**2**	**10**	**17**	**35**	**5**	**4**	**13**	**.304**

SCHUTTE, MATZ BRIAN — PITCHER

HEIGHT: 6-3 **BATS:** R **BORN:** 10/4/1997 in Almere, Netherlands
WEIGHT: 213 **THROWS:** R **RESIDES:** Almere, Netherlands
SIGNED BY: Glenn Godwin **SCHOOL:** - -
HOW OBTAINED: Signed as an undrafted free agent, September 19, 2014.

PERSONAL: Pitched for the Dutch Hoofdklasse club HCAW through his home town Almere and baseball academy Scimitars...also participated in the European Academy of Major League Baseball...was one of 11 Dutch players at the European Elite Camp in Tirrenia and also took part in the mini camp in Hoofddorp and the academies tournament...one of five players from the Dutch U18 National Team, which played in the 2013 European Championship in Prague, to be signed by an MLB club...signed by the Twins as a 16-year-old out of the Netherlands...participated in the Baseball Victoria Summer League following his signing.

YEAR	TEAM	W-L	ERA	G	GS	CG	SH	SV	IP	H	R	ER	HR	HB	BB	SO	WP	BK	BAA
2015	GCL Twins	2-2	3.07	14	2	0	0	0	29.1	29	17	10	2	2	4	18	1	0	.257
Minor League Totals		**2-2**	**3.07**	**14**	**2**	**0**	**0**	**0**	**29.1**	**29**	**17**	**10**	**2**	**2**	**4**	**18**	**1**	**0**	**.257**

SHIBUYA, TIMOTHY TAKESHI (TIM) — PITCHER

HEIGHT: 6-1 **BATS:** R **BORN:** 9/14/1989 in Los Angeles, CA
WEIGHT: 187 **THROWS:** R **RESIDES:** Jackson, WY
SIGNED BY: John Leavitt **SCHOOL:** University of California - San Diego
HOW OBTAINED: Selected by Twins in 23rd round of 2011 First-Year Player Draft.

2015: Began season with Single-A Ft. Myers making six relief appearances, posting a 0.66 ERA (13.2 IP, 1 ER)...transferred to Double-A Chattanooga April 30 and made 23 appearances (4 starts) for the Lookouts...transferred to Triple-A Rochester August 14 and finished the season in the Red Wings bullpen...**2014:** Spent entire season with Single-A Ft. Myers...started 10 of his final 11 appearances after his first 17 came in relief...four of the starts he worked at least 7.0 innings without allowing more than one earned run...had a quality start in four straight outings July 9-25, going 2-1, 2.06 ERA (26.2 IP, 6 ER)...named the Twins minor league Player of the Week July 25 after going 1-0, 1.29 ERA (14.0 IP, 2 ER) with three walks and 11 strikeouts...voted as having the best control in the Florida State League by *Baseball America's* Best Tools survey following the season...**2013:** Began the season with Rookie Elizabethton and was transferred to Single-A Cedar Rapids July 17...named the Midwest League Pitcher of the Week September 3 after tossing a complete game shutout allowing four hits, one walk and striking out six...**2012:** Played entire season with Single-A Beloit...**2011:** Appalachian League Player of the Week August 1-7...Appalachian League All-Star Team selection...Appalachian League Pitcher of the Year...**PERSONAL:** Finished his career at UCSD with the most wins, innings pitched and strikeouts in school history.

YEAR	CLUB	W-L	ERA	G	GS	CG	SH	SV	IP	H	R	ER	HR	HB	BB	SO	WP	BK	BAA
2011	Elizabethton	8-2	3.30	13	13	0	0	0	73.2	70	32	27	7	3	11	70	3	1	.249
2012	Beloit	3-6	5.59	17	15	1	1	0	74.0	88	62	46	8	12	15	56	3	0	.281
2013	Elizabethton	3-1	2.33	6	0	0	0	0	19.1	17	6	5	0	2	4	13	1	0	.230
	Cedar Rapids	4-0	0.96	10	4	1	1	1	37.2	23	5	4	0	0	4	25	0	0	.173
2014	Ft. Myers	7-4	3.64	28	10	2	1	2	89.0	95	39	36	5	5	11	59	2	0	.269
2015	Chattanooga	0-4	4.22	23	4	0	0	1	42.2	46	23	20	2	5	9	19	0	0	.279
	Rochester	0-0	5.40	4	0	0	0	0	6.2	11	5	4	1	0	1	5	0	0	.355
	Ft. Myers	1-0	0.66	6	0	0	0	0	13.2	9	1	1	0	0	1	13	0	0	.191
Minor League Totals		**26-17**	**3.61**	**107**	**46**	**4**	**3**	**4**	**356.2**	**359**	**173**	**143**	**23**	**27**	**56**	**260**	**9**	**1**	**.257**

SILVA, RAINIS ANTONIO — CATCHER

HEIGHT: 6-1 **BATS:** R **BORN:** 3/20/1996 in Barquisimeto, VZ
WEIGHT: 196 **THROWS:** R **RESIDES:** Barquisimeto, VZ
SIGNED BY: Jose Leon **SCHOOL:** - -
HOW OBTAINED: Signed as an undrafted free agent, July 9, 2012.

2015: Began the season with Single-A Cedar Rapids...transferred to Elizabethton May 26...placed on disabled list July 28 with a fractured finger; reinstated August 18.

YEAR	TEAM	AVG	G	AB	R	H	2B	3B	HR	RBI	SH	SF	HB	BB	SO	SB	CS	E	OBP
2013	DSL Twins	.223	45	148	15	33	4	0	0	15	1	3	2	13	33	1	1	9	.289
2014	GCL Twins	.270	41	152	11	41	9	1	0	20	0	2	0	6	25	0	0	4	.294
2015	Elizabethton	.230	32	113	14	26	5	0	2	10	0	1	2	11	33	0	0	1	.307
	Cedar Rapids	.227	11	44	4	10	3	0	0	2	0	0	0	3	9	0	0	0	.277
Minor League Totals		**.241**	**129**	**457**	**44**	**110**	**21**	**1**	**2**	**47**	**1**	**6**	**4**	**33**	**100**	**1**	**1**	**14**	**.294**

SLEGERS, AARON ALLAN — PITCHER

HEIGHT: 6-10 **BATS:** R **BORN:** 9/4/1992 in Long Beach, CA
WEIGHT: 256 **THROWS:** R **RESIDES:** Scottsdale, AZ
SIGNED BY: Jeff Pohl **SCHOOL:** Indiana University
HOW OBTAINED: Selected by Twins in 5th round of 2013 First-Year Player Draft.

2015: Began season with Single-A Ft. Myers...made 19 starts for the Miracle, including a complete game shutout May 24 vs. Brevard County, going 9.0 innings, allowing three hits and two hit batters while striking out nine in the win...named the Twins minor league Player of the Week following that start...tossed back-to-back complete games July 27 (7.0 IP) and August 2 (6.0 IP)...transferred to Double-A Chattanooga August 7...made six starts for the Lookouts to finish the season...finished the season with the second lowest WHIP (1.04) and opponent average (.227) in the Florida State League, as well as the fourth lowest ERA (2.87)...**2014:** Began the season with Single-A Cedar Rapids as one of the team's primary starters...pitched 6.0 innings or more in 11 of his 20 starts, recording a quality start in eight of those outings...assigned to Single-A Ft. Myers August 1 and made three starts for the Miracle to finish the year...earned the win in his Ft. Myers debut August 4 against Lakeland, allowing two earned runs in 7.0 innings with one walk and six strikeouts...his 1.5 walks-per-9.0 innings pitcher was the third lowest in the Midwest League...**2013:** Spent his first professional season with Rookie Elizabethton...allowed just one earned run in nine appearances...walked two and struckout 18 in his 19.0 innings...earned a save in three of his final four appearances, all of which were at least 2.0 inning outings...**PERSONAL:** Limited to 10.0 innings from 2010 (senior year of high school) to 2012 (red shirt sophomore year of college) with forearm pain, a broken right wrist and a stress fracture in his right tibia...named a 2013 Louisville Slugger/CollegeBaseballInsider.com All-America...went 6-1 as a junior in high school with 43 strikeouts and a 1.32 ERA in 41.0 innings of work...helped ND Prep to finish as 4A State Runner-Up as a junior, while the team won the East Sky Region in both 2009 and 10...also played club baseball for the Arizona Diamondbacks Scout Team in 2009 and 10.

SLEGERS continued...

YEAR	TEAM	W-L	ERA	G	GS	CG	SH	SV	IP	H	R	ER	HR	HB	BB	SO	WP	BK	BAA
2013	Elizabethton	0-0	0.47	9	0	0	0	3	19.0	16	2	1	0	1	2	18	0	0	.246
2014	Cedar Rapids	7-7	4.53	20	20	1	0	0	113.1	118	66	57	7	7	20	90	11	1	.268
	Ft. Myers	2-1	3.32	3	3	0	0	0	19.0	14	7	7	2	2	4	12	0	0	.209
2015	Ft. Myers	8-6	2.87	19	19	3	1	0	119.1	103	48	38	4	7	21	80	7	0	.227
	Chattanooga	1-4	4.91	6	6	0	0	0	36.2	40	22	20	3	2	12	24	2	0	.282
Minor League Totals		**18-18**	**3.60**	**57**	**48**	**4**	**1**	**3**	**307.1**	**291**	**145**	**123**	**16**	**19**	**59**	**224**	**20**	**1**	**.249**

SOTO, FREDDERI ARCIDES CORDERO — PITCHER

HEIGHT: 5-11 **BATS:** L **BORN:** 6/29/1998 in Bani, DR
WEIGHT: 175 **THROWS:** L **RESIDES:** Bani, DR
SIGNED BY: Luis Lajara **SCHOOL:** - -
HOW OBTAINED: Signed as an undrafted free agent, January 8, 2015.

YEAR	TEAM	W-L	ERA	G	GS	CG	SH	SV	IP	H	R	ER	HR	HB	BB	SO	WP	BK	BAA
2015	DSL Twins	1-0	2.33	11	0	0	0	0	19.1	23	12	5	1	1	8	21	4	0	.295
Minor League Totals		**1-0**	**2.33**	**11**	**0**	**0**	**0**	**0**	**19.1**	**23**	**12**	**5**	**1**	**1**	**8**	**21**	**4**	**0**	**.295**

STASHAK, CODY WILLIAM — PITCHER

HEIGHT: 6-2 **BATS:** R **BORN:** 6/4/1994 in Somers Point, NJ
WEIGHT: 180 **THROWS:** R **RESIDES:** Mays Landing, NJ
SIGNED BY: John Wilson **SCHOOL:** St. John's University (NY)
HOW OBTAINED: Selected by Twins in 13th round of 2015 First-Year Player Draft.

2015: Made his professional debut with Rookie Elizabethton in the starting rotation...allowed one run in his first three starts (15.0 IP)...placed on disabled list August 2 with a right shoulder injury; reinstated August 11...did not allow an earned run in his two starts following reinstatement (10.0 IP), then allowed 10 runs in final two starts of the season (4.2 IP)...**PERSONAL:** Played his junior season for St. John's University where he went 7-4, 3.57 ERA (85.2 IP, 34 ER) with 69 strikeouts...attended Cumberland County College from 2013-14 and was a Third-Team NJCAA Division III All-American and First-Team All-Region XIX selection as a sophomore...made 27 appearances, including 21 starts, in two seasons with the Dukes...went 16-5 with one save and a 2.92 ERA...tossed two no-hitters and seven complete games... totaled 130 strikeouts in 129.1 innings...also hit .359 (124-for-345) with 23 doubles, seven triples, seven home runs and 91 RBI in 104 games... helped squad win 2014 Region XIX Championship and finish second at 2014 NJCAA Division III World Series...team reached No. 1 in national rankings and finished 2014 season with a 49-10 record...graduated from Oakcrest (NJ) High School where he was a three-time Cape-Atlantic League All-American Conference selection for the Falcons...was a Third-Team All-State honoree as a senior...earned First-Team All-Group 3, First-Team All-South Jersey and First-Team All-American Conference honors as a senior... was a Second-Team All-American Conference choice as a junior...earned honorable mention All-American Conference accolades as a sophomore.

YEAR	TEAM	W-L	ERA	G	GS	CG	SH	SV	IP	H	R	ER	HR	HB	BB	SO	WP	BK	BAA
2015	Elizabethton	5-2	3.43	10	10	0	0	0	44.2	39	19	17	4	2	11	53	3	0	.234
Minor League Totals		**5-2**	**3.43**	**10**	**10**	**0**	**0**	**0**	**44.2**	**39**	**19**	**17**	**4**	**2**	**11**	**53**	**3**	**0**	**.234**

STEELE, KEATON DAVID — PITCHER

HEIGHT: 6-3 **BATS:** R **BORN:** 10/30/91 in St. Joseph, MO
WEIGHT: 223 **THROWS:** R **RESIDES:** St. Joseph, MO
SIGNED BY: JR DiMercurio **SCHOOL:** University of Missouri
HOW OBTAINED: Selected by Twins in 8th round of 2014 First-Year Player Draft.

2015: Spent entire season with Single-A Cedar Rapids, primarily in the starting rotation...tossed 9.0 shutout innings June 18, allowing six hits and no walks with seven strikeouts...named the Midwest League Pitcher of the Week following that start...placed on the disabled list June 29; reinstated July 20...made two postseason starts, striking out nine and allowing one run on two hits in 8.0 innings September 12 and a 7.0 inning outing September 19 allowing one run on four hits with five strikeouts...**2014:** Began his first professional season with Rookie Elizabethton where he tied a team-high making 19 relief appearances...pitched more than 1.0 inning in 10 games...had season-best monthly ERA in final month, August, where he allowed only three earned runs in 14.1 innings (1.88 ERA)...**PERSONAL:** Was a two-way player at Missouri...named a 2013 First-Team All-SEC at the DH spot after hitting .276 with five homers, 24 RBI and 22 runs scored; compiled a 2.83 ERA with a 5-3 record in 63.2 innings on the mound...ranked fourth in the SEC with nine saves while posting a 3.07 ERA (67.1 IP, 23 ER) and led the team with a 3.1 strikeout-to-walk ratio (56 K, 18 BB)...spent the majority of the 2014 season as the University of Missouri closer, making 22 relief appearances that season as a redshirt junior...also made three starts in 2014, two of which were complete game shutouts and the other he pitched into the ninth inning...played for Iowa Western Community College in 2012 where he hit .430 with four home runs and was named the MVP of the NJCAA National Tournament...was originally selected by Kansas City in the 40th round of the 2013 Draft and was also drafted by Tampa Bay in the 29th round of the 2012 Draft.

YEAR	TEAM	W-L	ERA	G	GS	CG	SH	SV	IP	H	R	ER	HR	HB	BB	SO	WP	BK	BAA
2014	Elizabethton	2-1	2.93	19	0	0	0	0	30.2	30	12	10	1	0	9	33	6	0	.254
2015	Cedar Rapids	7-4	3.41	15	14	0	0	0	89.2	80	37	34	6	4	21	60	3	0	.242
Minor League Totals		**9-5**	**3.29**	**34**	**14**	**0**	**0**	**0**	**120.1**	**110**	**49**	**44**	**7**	**4**	**30**	**93**	**9**	**0**	**.245**

STEWART, KOHL ROBERT — PITCHER

HEIGHT: 6-3 **BATS:** R **BORN:** 10/7/1994 in Houston, TX
WEIGHT: 210 **THROWS:** R **RESIDES:** Tomball, TX
SIGNED BY: Greg Runser **SCHOOL:** St. Pius X (TX) High School
HOW OBTAINED: Selected by Twins in 1st round (4th overall) of 2013 First-Year Player Draft.

2015: Spent entire season in the Single-A Ft. Myers starting rotation...placed on the disabled list April 22 with right elbow inflammation; reinstated May 11...tossed first career complete game with a 7.0 inning outing, allowing two runs on six hits, no walks and two strikeouts August 18...in his final five starts went 3-1, 1.95 ERA (32.1 IP, 7 ER) with 10 walks and 19 strikeouts...finished the season with the eighth lowest ERA in the Florida State League and the most innings among Miracle pitchers...rated as the eighth best prospect in the Twins system by *Baseball America* following the season...**2014:** Spent the entire season with Single-A Cedar Rapids... selected to the Midwest League Midseason All-Star team...placed on the 7-day disabled list with a right shoulder impingement July 25; activated August 13...in his second start back, pulled in the second inning as a precaution, August 19...finished the season on the DL...allowed two runs or less in 17 of his 19 starts...went 3-4, 1.81 ERA (38.1 IP, 12 ER) in 13 night starts compared to a 0-1, 4.28 ERA (27.1 IP, 13 ER) during the day...rated as the best pitching prospect in the Midwest League by *Baseball America*'s Best Tools survey and as the fourth best prospect in the Twins organization entering 2015 by the same publication...ranked the 36th best prospect in baseball by MLB.com entering 2015...**2013:** Began his first professional season with the GCL Twins where he made three starts and three relief appearances...did not allow more than one earned run in any appearance...transferred to Rookie Elizabethton August 17 and made one start for the E-Twins...**PERSONAL:** Gatorade's

STEWART continued...

2013 Texas High School Player of the Year after going 5-1, 0.18 ERA and clubbing 10 home runs at the plate for St. Pius X...also was school's quarterback on the football team...turned down a football and baseball scholarship at Texas A&M University to sign with Twins.

YEAR	TEAM	W-L	ERA	G	GS	CG	SH	SV	IP	H	R	ER	HR	HB	BB	SO	WP	BK	BAA
2013	GCL Twins	0-0	1.69	6	3	0	0	0	16.0	12	7	3	0	1	3	16	1	0	.188
	Elizabethton	0-0	0.00	1	1	0	0	0	4.0	1	0	0	0	1	1	8	0	0	.077
2014	Cedar Rapids	3-5	2.59	19	19	0	0	0	87.0	75	36	25	4	7	24	62	6	0	.233
2015	Ft. Myers	7-8	3.20	22	22	1	0	0	129.1	134	63	46	2	6	45	71	12	1	.273
Minor League Totals		**10-13**	**2.82**	**48**	**45**	**1**	**0**	**0**	**236.1**	**222**	**106**	**74**	**6**	**15**	**73**	**157**	**19**	**1**	**.249**

STIREWALT, TYLER JAMES — PITCHER

HEIGHT: 6-3 **BATS:** R **BORN:** 12/6/1990 in San Bernadino, CA
WEIGHT: 210 **THROWS:** R **RESIDES:** San Bernadino, CA
SIGNED BY: Elliott Strankman **SCHOOL:** Fresno State University
HOW OBTAINED: Selected by Twins in 21st round of 2013 First-Year Player Draft.

2015: Spent entire season with Rookie Elizabethton...made 15 appearances, all out of the bullpen...**2014:** Missed entire season following "Tommy John" surgery...**2013:** Began professional career with the GCL Twins, allowing just one run in 15.2 innings over 12 appearances on the season...**PERSONAL:** Was a walk-on for the Fresno State baseball team after playing quarterback and safety on football team first three years at Fresno State...made 27 appearances (30.1 IP) for the Bulldogs in two seasons on the baseball team...lettered in football, baseball and basketball for Highland (CA) Aquinas High School...as senior quarterback and captain, led football team to 10-2 record and league championship...led San Bernardino County in passing (2,835) while throwing for 26 touchdowns...named most valuable player of Christina League and starting quarterback of Inland Empire All-Star Game...has two older brothers, Mike and Tyler...brother Tyler played football for University of Colorado.

YEAR	TEAM	W-L	ERA	G	GS	CG	SH	SV	IP	H	R	ER	HR	HB	BB	SO	WP	BK	BAA
2013	GCL Twins	1-1	0.57	12	0	0	0	1	15.2	8	1	1	0	1	5	20	1	0	.148
2014	DID NOT PLAY - INJURED																		
2015	Elizabethton	0-3	5.87	15	0	0	0	0	23.0	26	20	15	0	5	14	19	3	0	.274
Minor League Totals		**1-4**	**3.72**	**27**	**0**	**0**	**0**	**1**	**38.2**	**34**	**21**	**16**	**0**	**6**	**19**	**39**	**4**	**0**	**.228**

SUMMERS, MATTHEW LAWRENCE (MATT) — PITCHER

HEIGHT: 6-1 **BATS:** L **BORN:** 8/17/1989 in Glendale, AZ
WEIGHT: 207 **THROWS:** R **RESIDES:** Cave Creek, AZ
SIGNED BY: John Leavitt **SCHOOL:** University of California - Irvine
HOW OBTAINED: Selected by Twins in 4th round of 2011 First-Year Player Draft.

2015: Began season on the disabled list with a shoulder injury; reinstated May 29 and reported to Single-A Ft. Myers...transferred to Double-A Chattanooga July 12...placed on restricted list August 13; reinstated August 17 and transferred to Ft. Myers...placed on suspended list August 27-30...finished season with the Miracle making two relief appearances...**2014:** Spent entire season with Double-A New Britain...appeared in a career-high 28 games...**2013:** Began the season with Single-A Ft. Myers where he made 21 starts, including his second career complete game shutout July 7, allowing two hits, no walks and seven strikeouts...transferred to Double-A New Britain August 5 and made six appearances before being transferred back to Ft. Myers August 19...finished the season leading the Florida State League in ERA, WHIP (1.11) and opponent average (.222)...**2011:** Ranked 21st best prospect in Twins organization by *Baseball America* entering 2012...**PERSONAL:** Big West Pitcher of the Year his final season at UC-Irvine...went 11-4, 2.15 ERA...threw school's fourth no-hitter with a 2-0 shutout over Long Beach State...also named a *Baseball America* Third-Team All-American...originally drafted by New York-AL in the 43rd round of the 2008 First-Year Player Draft out of Chaparral (AZ) High School, but did not sign.

YEAR	TEAM	W-L	ERA	G	GS	CG	SH	SV	IP	H	R	ER	HR	HB	BB	SO	WP	BK	BAA
2011	Elizabethton	1-1	0.87	20	0	0	0	6	20.2	11	2	2	0	1	5	36	0	0	.153
2012	Beloit	9-4	3.55	19	18	1	1	0	109.0	103	56	43	9	6	34	71	13	0	.249
	Ft. Myers	2-3	4.81	9	8	0	0	0	39.1	46	24	21	7	2	25	26	2	1	.307
2013	New Britain	1-2	6.45	6	5	0	0	0	22.1	25	17	16	1	2	12	13	0	0	.284
	Ft. Myers	6-5	2.47	21	21	1	1	0	120.1	100	38	33	2	8	34	87	4	2	.222
2014	New Britain	2-4	6.79	28	6	0	0	1	53.0	64	46	40	5	5	21	54	7	0	.300
2015	Chattanooga	1-0	4.15	8	0	0	0	0	13.0	14	6	6	1	0	6	9	1	0	.280
	Ft. Myers	2-2	3.41	18	1	0	0	1	31.2	26	14	12	1	2	7	21	5	0	.220
Minor League Totals		**24-21**	**3.80**	**129**	**59**	**2**	**2**	**8**	**409.1**	**389**	**203**	**173**	**26**	**26**	**144**	**317**	**32**	**3**	**.250**

SUNIAGA, CARLOS ALEJANDRO — PITCHER

HEIGHT: 6-2 **BATS:** R **BORN:** 5/26/1997 in Margarita, VZ
WEIGHT: 193 **THROWS:** R **RESIDES:** La Asuncion, VZ
SIGNED BY: Jose Leon **SCHOOL:** - -
HOW OBTAINED: Signed as an undrafted free agent, September 19, 2014.

YEAR	TEAM	W-L	ERA	G	GS	CG	SH	SV	IP	H	R	ER	HR	HB	BB	SO	WP	BK	BAA
2015	DSL Twins	2-1	6.48	23	0	0	0	2	50.0	71	37	36	6	0	6	35	9	0	.329
Minor League Totals		**2-1**	**6.48**	**23**	**0**	**0**	**0**	**2**	**50.0**	**71**	**37**	**36**	**6**	**0**	**6**	**35**	**9**	**0**	**.329**

SWEENEY, RYAN JOSEPH — OUTFIELDER

SEE PAGE 142-143

SWIM, ALEX EDWARD — CATCHER

SEE PAGE 144

TADEMO, VICTOR MANUEL — INFIELDER

HEIGHT: 6-1 **BATS:** R **BORN:** 7/9/1999 in Valle de la Pascua, VZ
WEIGHT: 170 **THROWS:** R **RESIDES:** Valle de la Pascua, VZ
SIGNED BY: Marlon Nava **SCHOOL:** - -
HOW OBTAINED: Signed as an undrafted free agent, September 30, 2015.

YEAR	TEAM	AVG	G	AB	R	H	2B	3B	HR	RBI	SH	SF	HB	BB	SO	SB	CS	E	OBP

2016 will be his first season in professional baseball.

TAPIA, RONI ANTONIO — THIRD BASEMAN

HEIGHT: 6-3 **BATS:** R **BORN:** 4/3/1997 in Jima Abajo, DR
WEIGHT: 175 **THROWS:** R **RESIDES:** Puerto Plata, DR
SIGNED BY: Fred Guerrero **SCHOOL:** - -
HOW OBTAINED: Signed as an undrafted free agent, July 2, 2013.

2015: Spent entire season with the GCL Twins...**2014:** Spent his first professional season with the DSL Twins...led the club in hits and doubles.

YEAR	TEAM	AVG	G	AB	R	H	2B	3B	HR	RBI	SH	SF	HB	BB	SO	SB	CS	E	OBP
2014	DSL Twins	.269	50	197	19	53	15	4	0	26	0	1	1	10	56	0	1	22	.306
2015	GCL Twins	.160	32	81	7	13	0	0	0	5	1	0	0	5	25	1	1	4	.209
Minor League Totals		**.237**	**82**	**278**	**26**	**66**	**15**	**4**	**0**	**31**	**1**	**1**	**1**	**15**	**81**	**1**	**2**	**26**	**.278**

TEJADA, OLIVER NAZARIO — CATCHER

HEIGHT: 5-11 **BATS:** R **BORN:** 8/22/1997 in Santo Domingo Centro, DR
WEIGHT: 195 **THROWS:** R **RESIDES:** Santo Domingo Centro, DR
SIGNED BY: Luis Lajara **SCHOOL:** - -
HOW OBTAINED: Signed as an undrafted free agent, April 1, 2015.

YEAR	TEAM	AVG	G	AB	R	H	2B	3B	HR	RBI	SH	SF	HB	BB	SO	SB	CS	E	OBP
2015	DSL Twins	.229	10	35	6	8	2	0	0	2	0	0	3	0	5	1	1	0	.289
Minor League Totals		**.229**	**10**	**35**	**6**	**8**	**2**	**0**	**0**	**2**	**0**	**0**	**3**	**0**	**5**	**1**	**1**	**0**	**.289**

THEOFANOPOULOS, MICHAEL VASILIOS — PITCHER

HEIGHT: 6-0 **BATS:** L **BORN:** 8/5/1992 in Walnut Creek, CA
WEIGHT: 193 **THROWS:** L **RESIDES:** Pleasanton, CA
SIGNED BY: Elliot Strankman **SCHOOL:** University of California - Berkeley
HOW OBTAINED: Selected by Twins in 30th round of 2014 First-Year Player Draft.

2015: Spent entire season with Single-A Cedar Rapids...made 36 straight relief appearances and finished the season with one start...led the Kernels in appearances and led relievers in innings pitched...**2014:** Spent his first professional season with the GCL Twins, making five starts and six relief appearances...went 0-2, 6.46 ERA (15.1 IP, 11 ER) as a starter compared to a 2-1, 1.46 ERA (12.1 IP, 2 ER) as a reliever...**PERSONAL:** Attended Cal Berkeley from 2011-14 where he posted a 5.02 ERA (104.0 IP, 58 ER) with 58 walks and 77 strikeouts on the mound...also hit .283 (15-for-53) for the Bears...as a senior in 2015 was named honorable mention Pac-12 All-Academic...was 4-2 with a 3.26 ERA and 40 strikeouts in 34.1 innings as a junior at Foothill (CA) High School, earning Second-Team All-League honors...was a two-year high school team captain and helped pitch the Danville Hoots to the Connie Mack World Series in the summer of 2009.

YEAR	TEAM	W-L	ERA	G	GS	CG	SH	SV	IP	H	R	ER	HR	HB	BB	SO	WP	BK	BAA
2014	GCL Twins	2-3	4.23	11	5	0	0	0	27.2	35	27	13	2	1	10	30	5	0	.292
2015	Cedar Rapids	5-3	3.82	37	1	0	0	1	68.1	68	31	29	3	2	29	74	9	1	.266
Minor League Totals		**7-6**	**3.94**	**48**	**6**	**0**	**0**	**1**	**96.0**	**103**	**58**	**42**	**5**	**3**	**39**	**104**	**14**	**1**	**.274**

THOMPSON, AARON MARSHALL — PITCHER

SEE PAGE 145-146

THORPE, LEWIS JAMES — PITCHER

HEIGHT: 6-1 **BATS:** R **BORN:** 11/23/1995 in Melbourne, AUS
WEIGHT: 218 **THROWS:** L **RESIDES:** Melbourne, AUS
SIGNED BY: Howard Norsetter **SCHOOL:** - -
HOW OBTAINED: Signed as an undrafted free agent, July 12, 2012.

2015: Missed entire season recovering from "Tommy John" surgery in April...rated as the 13th best prospect in the Twins system by *Baseball America* following the season...**2014:** Spent the entire season with Single-A Cedar Rapids as one of the team's primary starters...tossed a season-best 6.0 scoreless innings with seven strikeouts August 9 against Kane County...led the Kernels starting staff with a 10.11 strikeouts-per-9.0 innings...named the 11th best prospect in the Twins system by *Baseball America* entering 2015...**2013:** Spent his first professional season with the GCL Twins, making eight starts and four relief appearances...led the GCL with his 64 strikeouts...pitched for Melbourne in the Austrailian Baseball League following the season...ranked the seventh best prospect in the Gulf Coast League and seventh best prospect in the Twins organization by *Baseball America*...named the eighth best prospect in the Twins system by both MLB.com and Baseball Prospectus.

YEAR	TEAM	W-L	ERA	G	GS	CG	SH	SV	IP	H	R	ER	HR	HB	BB	SO	WP	BK	BAA
2013	GCL Twins	4-1	2.05	12	8	0	0	0	44.0	32	13	10	2	2	6	64	3	0	.203
2014	Cedar Rapids	3-2	3.52	16	16	0	0	0	71.2	62	37	28	7	5	36	80	8	1	.232
2015	DID NOT PLAY - INJURED																		
Minor League Totals		**7-3**	**2.96**	**28**	**24**	**0**	**0**	**0**	**115.2**	**94**	**50**	**38**	**9**	**7**	**42**	**144**	**11**	**1**	**.221**

TILLERY, ZACHARY STEPHEN (ZACH) — PITCHER

HEIGHT: 6-4 **BATS:** R **BORN:** 1/12/1993 in Naples, FL
WEIGHT: 210 **THROWS:** R **RESIDES:** Naples, FL
SIGNED BY: Freddie Thon **SCHOOL:** Florida Gulf Coast University
HOW OBTAINED: Selected by Twins in 13th round of 2014 First-Year Player Draft.

TILLERY continued...

2015: Spent entire season with Single-A Cedar Rapids...placed on disabled list with left calf strain July 10; reinstated July 22...went 3-2, 1.74 ERA (31.0 IP, 6 ER) with one save, eight walks and 30 strikeouts in 15 relief appearances compared to 2-3, 4.60 ERA (58.2 IP, 30 ER) with 22 walks and 43 strikeouts in 13 starts...**2014:** Spent his entire first professional season with GCL Twins despite a one-game stint with Rookie Elizabethton...1-1, 2.20 ERA (16.1 IP, 4 ER) in six relief appearances compared to a 1-2, 2.41 ERA (18.2 IP, 5 ER) in five starts...**PERSONAL:** Named to the Atlantic Sun All-Freshman team in 2012 for Florida Gulf Coast University...hit .314 in 50 games as the everyday third-baseman for the Eagles in 2014...picked up 58 hits, 10 doubles, one triple, six home runs and 39 RBI while building a .476 slugging percentage and a .388 on-base percentage...began the season as a starter before moving to the bullpen and posted a 4.04 ERA and a 2-2 record with five saves in 16 appearances as a junior...threw a total of 35.2 innings, allowed 39 hits, gave up 16 earned runs and walked just 14 against 28 strikeouts while opponents hit .285...hit .279 in three seasons while collecting 142 hits, 17 doubles, two triples, eight home runs and drove in a total of 79 runs...on the mound, Tillery built a 3.94 career ERA with a 7-4 record and five saves in 33 appearances and 15 starts...struckout 56 batters and allow 42 earned runs while opponents hit .274.

YEAR	TEAM	W-L	ERA	G	GS	CG	SH	SV	IP	H	R	ER	HR	HB	BB	SO	WP	BK	BAA
2014	GCL Twins	2-3	2.31	11	5	0	0	0	35.0	27	11	9	0	2	9	25	3	0	.214
	Elizabethton	0-0	3.00	1	0	0	0	0	3.0	2	1	1	0	0	0	2	0	1	.182
2015	Cedar Rapids	5-5	3.61	28	13	0	0	1	89.2	88	37	36	3	2	30	73	8	2	.258
Minor League Totals		**7-8**	**3.24**	**40**	**18**	**0**	**0**	**1**	**127.2**	**117**	**49**	**46**	**3**	**4**	**39**	**100**	**11**	**3**	**.245**

TOVAR, ANTONIO JESUS — CATCHER

HEIGHT: 6-0 **BATS:** R **BORN:** 6/1/1996 in Santa Teresa del Tuy, Miranda, VZ
WEIGHT: 200 **THROWS:** R **RESIDES:** Santa Teresa del Tuy, Miranda, VZ
SIGNED BY: Jose Leon **SCHOOL:** - -
HOW OBTAINED: Signed as an undrafted free agent, July 9, 2012.

YEAR	TEAM	AVG	G	AB	R	H	2B	3B	HR	RBI	SH	SF	HB	BB	SO	SB	CS	E	OBP
2013	DSL Twins	.191	44	131	15	25	2	0	0	7	1	0	2	24	29	12	1	1	.325
2014	DSL Twins	.253	61	194	23	49	6	5	0	32	1	6	3	41	35	9	11	2	.381
2015	DSL Twins	.281	60	228	27	64	7	1	2	34	3	2	1	27	35	9	13	4	.357
Minor League Totals		**.250**	**165**	**553**	**65**	**138**	**15**	**6**	**2**	**73**	**5**	**8**	**6**	**92**	**99**	**30**	**25**	**7**	**.358**

TOVAR, WILFREDO — INFIELDER

SEE PAGES 149-150

TURNER, RANDY STUART (STUART) — CATCHER

SEE PAGE 151

VALERA, RAFAEL PASTOR — SECOND BASEMAN

HEIGHT: 5-11 **BATS:** R **BORN:** 8/15/1994 in Barquisimeto, VZ
WEIGHT: 195 **THROWS:** R **RESIDES:** Barquisimeto, VZ
SIGNED BY: Jose Leon **SCHOOL:** - -
HOW OBTAINED: Signed as an undrafted free agent, September 8, 2011.

2015: Spent entire season with Single-A Cedar Rapids...led the Kernels in average...made appearance on the mound, tossing 1.0 inning with one hit, one walk and one strikeout.

YEAR	TEAM	AVG	G	AB	R	H	2B	3B	HR	RBI	SH	SF	HB	BB	SO	SB	CS	E	OBP
2012	DSL Twins	.244	40	131	23	32	3	1	0	12	1	1	3	22	29	8	4	11	.363
2013	DSL Twins	.257	55	171	31	44	5	2	0	28	2	3	7	42	28	19	10	10	.417
2014	Ft. Myers	.111	3	9	0	1	1	0	0	0	0	0	0	1	3	0	0	0	.200
	GCL Twins	.254	47	138	23	35	8	2	0	14	1	1	5	21	17	13	2	11	.370
2015	Cedar Rapids	.283	62	219	28	62	10	1	0	22	1	1	3	31	53	2	4	12	.378
Minor League Totals		**.260**	**207**	**668**	**105**	**174**	**27**	**6**	**0**	**76**	**5**	**6**	**18**	**117**	**130**	**42**	**20**	**44**	**.382**

VAN MIL, LUDOVICUS JACOBUS MARIA (LOEK) — PITCHER

HEIGHT: 7-1 **BATS:** R **BORN:** 9/15/1984 in Oss, Netherlands
WEIGHT: 260 **THROWS:** R **RESIDES:** Oss Noord-Brabant, Netherlands
ORIGINALLY SIGNED BY: Signed by Twins in as an undrafted free agent, July 7, 2005. **SCHOOL:** - -
HOW OBTAINED: Signed as a minor league free agent, July 29, 2015.

2015: Signed by the Twins as a minor league free agent July 29...reported to Triple-A Rochester where he tossed three scoreless outings...**2014:** Played for the Rakuten Golden Eagles in the Japan Pacific League, making seven relief appearances...**2013:** Declared free agency following the 2012 season and signed as a minor league free agent with Cincinnati December 14, 2012...began the season with Double-A Pensacola, making 48 appearances going 0-9, 3.38 ERA (61.1 IP, 23 ER) with 8 saves...transferred to Triple-A Louisville at the end of August and made three relief appearances...**2012:** Began the season with Triple-A Salt Lake making eight relief appearances before being traded from Los Angeles-AL to Cleveland on May 5 for future considerations...reported to Double-Akron where he made 27 appearances and was trasnferred to Triple-A Columbus where he finished the season...declared minor league free agency following the season...**2011:** Spent the entire season with Double-A Arkansas...**2010:** Began fifth professional season in Twins organization with Ft. Myers where he pitched in just three games before being promoted to Double-A New Britain...appeared in 23 games for the Rock Cats, posting a 1-2 record with one save and a 6.37 ERA (29.2 IP, 21 ER)...was announced as the player to be named later in the August 27 trade that sent left-handed pitcher Brian Fuentes to Minnesota...was placed on Angels 40-man roster and reported to Double-A Arkansas, where he pitched just one inning, September 4 vs. Springfield....**2009:** Began season on the disabled list and was reinstated May 26...did not allow a run in his first six appearances (12.0 IP) and just one run in nine of his first 10 appearances (18.0 IP) for an ERA of 0.50...saved his first game July 10 vs. Sarasota...saved three straight games for the Miracle July 29-August 2...appeared in 25 games before being promoted to Double-A New Britain August 13...won his first game for the Rock Cats August 23 vs. Reading, tossing 1.0 scoreless inning of relief...picked up his only save with New Britain in his next appearance August 24 vs. Reading...held left-handers to a batting average of .212 (14-for-66) while right-handers batted .265 (22-for-83) combined...**2008:** Spent entire season at Single-A Beloit...picked up a save in his second appearance, April 9 at Peoria...picked up another save April 26 at Wisconsin, striking out five batters (season-high) in 2.0 innings...posted

VAN MIL continued...

a 1.76 ERA (15.1 IP, 3 ER) in eight games in May...posted a 1.50 ERA (12.0 IP, 2 ER) with a 1-0 record and one save in eight June games...second five strikeout game May 8 vs. Burlington...selected to play in the Midwest League All-Star game...held lefties to a batting average of .197 (13-for-66) while righties batted .237 (23-for-97)...**2007:** Spent entire season at Rookie Elizabethton...was the winner in his first two games, June 20 at Kingsport (2.1 scoreless innings) and June 26 at Princeton (2.0 scoreless innings)...struck out six batters in 3.0 innings of relief, July 16 at Danville...did not allow a home run all season...lefties batted .125 (3-for-24) while righties hit .190 (11-for-58)...ranked 14th best prospect in the Appalachian League by Baseball America...**2006:** Spent the entire season with the GCL Twins...made his first professional appearance June 21 at GCL Reds, allowing two runs (one earned) on one hit in 4.2 innings...pitched in 10 games, making eight starts...was 0-1, 12.00 (3.0 IP, 4 ER) as a reliever and 1-1, 2.66 (40.2 IP, 12 ER) as a starter...posted an ERA of 1.59 (17.0 IP, 3 ER) in three August starts...**PERSONAL:** Ludovicus "Loek" Jacobus Maria Van Mil...pronounced Luke van MILL...was originally signed by Twins scout Howard Norsetter as an undrafted free agent, July 7, 2005...attended Erasmus High School in the Netherlands...debuted with Honkbalclub Allen Weerbaar (HCAW), a Dutch professional baseball team from Bassum where he went 2-3 with a 5.26 ERA...pitched for Netherlands in the 2007 Baseball World Cup, posting a 0.71 ERA with two saves, helping guide the team to a fourth-place finish...selected to represent the Netherlands at the 2008 Summer Olympics in Beijing, but returned home because of a torn ligament in his right arm, prohibiting him from participating in the 2009 World Baseball Classic...at 7-foot-1, Van Mil is the tallest player in all of professional baseball.

YEAR	TEAM	W-L	ERA	G	GS	CG	SH	SV	IP	H	R	ER	HR	HB	BB	SO	WP	BK	BAA
2006	GCL Twins	1-2	3.30	10	8	0	0	0	43.2	51	31	16	3	4	17	24	4	1	.290
2007	Elizabethton	2-2	2.63	13	0	0	0	0	24.0	14	10	7	0	0	17	23	7	1	.171
2008	Beloit	2-2	3.22	28	0	0	0	3	44.2	36	21	16	5	3	25	42	8	0	.221
2009	Ft. Myers	0-0	2.86	25	0	0	0	5	34.2	29	11	11	3	3	17	23	2	0	.236
	New Britain	1-1	2.45	8	0	0	0	1	7.1	7	2	2	0	0	6	5	0	0	.269
2010	Arkansas	0-0	0.00	1	0	0	0	0	1.0	0	0	0	0	0	1	0	0	0	.000
	Ft. Myers	0-1	4.50	3	0	0	0	0	4.0	4	2	2	0	2	0	6	0	0	.267
	New Britain	1-2	6.37	23	0	0	0	0	29.2	40	24	21	1	2	22	21	3	0	.315
2011	Arkansas	3-5	2.04	30	1	0	0	0	66.1	53	22	15	4	7	23	46	3	0	.220
2012	Akron	1-1	1.94	27	0	0	0	0	46.1	34	11	10	2	0	11	40	5	0	.204
	Columbus	0-0	6.48	6	0	0	0	0	8.1	12	6	6	1	0	7	4	0	0	.343
	Salt Lake	1-0	6.30	8	0	0	0	0	10.0	12	10	7	1	0	5	5	2	0	.286
2013	Louisville	0-1	6.75	3	0	0	0	0	2.2	7	2	2	0	0	2	2	0	0	.467
	Pensacola	0-9	3.38	48	0	0	0	8	61.1	53	24	23	6	3	28	32	10	0	.238
2014	Rakuten (JPN)	0-1	4.15	7	0	0	0	0	8.2	7	4	4	0	1	7	7	0	0	- -
2015	Rochester	0-0	0.00	3	0	0	0	0	4.1	1	0	0	0	0	2	1	0	0	.077
Minor League Totals		**12-26**	**3.20**	**236**	**9**	**0**	**0**	**17**	**388.1**	**353**	**176**	**138**	**26**	**24**	**183**	**274**	**44**	**2**	**.243**
Japan Totals		**0-1**	**4.15**	**7**	**0**	**0**	**0**	**0**	**8.2**	**7**	**4**	**4**	**0**	**1**	**7**	**7**	**0**	**0**	**- -**

VAN STEENSEL, TODD BERTRAM — PITCHER

HEIGHT: 6-1 **BATS:** R **BORN:** 1/14/1991 in Sydney New South Wales, AUS
WEIGHT: 222 **THROWS:** R **RESIDES:** Blacktown New South Wales, AUS
ORIGINALLY SIGNED BY: Phillies as an undrafted free agent, 1/16/08. **SCHOOL:** - -
HOW OBTAINED: Signed as a minor league free agent, February 6, 2014.

2015: Spent entire season with Single-A Ft. Myers as the Miracle closer...named a Florida State League Midseason All-Star after going 8-for-10 in save opportunities with a 1.79 ERA (40.1 IP, 8 ER) in 24 appearances pre-ASG...converted 13-of-16 save opportunities, which were fifth in the Twins minor league system...finished second in the Florida State League in strikeouts-per-9.0 IP (11.05), tied third in appearances (46) and fourth in games finished (29)...**2014:** Started season with Single-A Cedar Rapids...notched a team-high eight saves despite appearing in only 23 games...allowed just two earned runs in his last 15.2 innings with the Kernels...named Twins minor league Player of the Week June 13; didn't allow an earned run over 3.1 innings with five strikeouts and two saves...promoted to Single-A Ft. Myers July 7 where he finished the year...three of his four earned runs he allowed for the Miracle were in his third appearance with the club...surrendered just one earned run in his final 20.2 innings...combined 1.39 ERA (58.1 IP, 9 ER) was second best in the entire Twins organization.

YEAR	TEAM	W-L	ERA	G	GS	CG	SH	SV	IP	H	R	ER	HR	HB	BB	SO	WP	BK	BAA
2009	GCL Phillies	2-1	5.83	12	5	0	0	0	29.1	38	21	19	3	2	8	29	3	0	.314
2010	DID NOT PLAY																		
2011	Elizabethton	5-2	5.68	13	10	0	0	0	57.0	60	40	36	10	3	17	58	6	1	.263
2012	Kinheim	0-0	2.79	6	0	0	0	0	9.2	10	3	3	1	1	1	12	1	0	- -
2013	DID NOT PLAY																		
2014	Cedar Rapids	0-0	1.30	23	0	0	0	8	34.2	23	5	5	4	4	9	45	2	0	.189
	Ft. Myers	1-0	1.52	16	0	0	0	1	23.2	15	4	4	0	0	15	26	3	0	.181
2015	Ft. Myers	2-4	2.32	46	0	0	0	13	66.0	53	17	17	5	4	32	81	7	0	.223
Minor League Totals		**10-7**	**3.46**	**110**	**15**	**0**	**0**	**22**	**210.2**	**189**	**87**	**81**	**22**	**13**	**81**	**239**	**21**	**1**	**.239**
Dutch Major League		**0-0**	**2.79**	**6**	**0**	**0**	**0**	**0**	**9.2**	**10**	**3**	**3**	**1**	**1**	**1**	**12**	**1**	**0**	**- -**

VASQUEZ, ANDREW JUDE — PITCHER

HEIGHT: 6-6 **BATS:** L **BORN:** 9/14/1993 in Riverside, CA
WEIGHT: 228 **THROWS:** L **RESIDES:** Alta Loma, CA
SIGNED BY: Taylor Cameron **SCHOOL:** Westmont College (CA)
HOW OBTAINED: Selected by Twins in 32nd round of 2015 First-Year Player Draft.

2015: Began professional career with the GCL Twins, making 12 relief appearances...**PERSONAL:** Attended Westmont College (CA) where he went 7-1, 3.06 ERA in his senior season for the Warriors...led the Warriors in strikeouts with 124 and held opponents to a .152 batting average.

YEAR	TEAM	W-L	ERA	G	GS	CG	SH	SV	IP	H	R	ER	HR	HB	BB	SO	WP	BK	BAA
2015	GCL Twins	0-0	2.92	12	0	0	0	0	12.1	10	10	4	0	4	15	22	7	0	.222
Minor League Totals		**0-0**	**2.92**	**12**	**0**	**0**	**0**	**0**	**12.1**	**10**	**10**	**4**	**0**	**4**	**15**	**22**	**7**	**0**	**.222**

VASQUEZ, SAMUEL ELIAS — OUTFIELDER

HEIGHT: 5-9 **BATS:** L **BORN:** 1/15/1997 in Santiago de los Caballeros, DR
WEIGHT: 160 **THROWS:** L **RESIDES:** Moca, Espaillat, DR
SIGNED BY: Manuel Luciano **SCHOOL:** - -
HOW OBTAINED: Signed as an undrafted free agent, October 2, 2015.

YEAR	TEAM	AVG	G	AB	R	H	2B	3B	HR	RBI	SH	SF	HB	BB	SO	SB	CS	E	OBP

2016 will be his first season in professional baseball.

VAVRA, TANNER JOSEPH — INFIELDER

HEIGHT: 5-11 **BATS:** R **BORN:** 7/6/1989 in Helena, MT
WEIGHT: 182 **THROWS:** R **RESIDES:** Menomonie, WI
SIGNED BY: Jeff Pohl **SCHOOL:** Valparaiso University
HOW OBTAINED: Selected by Twins in 30th round of 2013 First-Year Player Draft.

2015: Spent entire season with Single-A Ft. Myers...played 48 games at second base and 27 at third base...placed on disabled list June 25 with a left forearm contusion; reinstated July 4...played for Melbourne in the Australian Baseball League following the season...**2014:** Spent entire season with Single-A Cedar Rapids...hit first professional home run July 23...**PERSONAL:** 2012 All-Horizon League selection for Valparaiso University...one of five winners of the 2012 Tom Walter College Baseball Inspiration Award...award is named for Wake Forest University's head coach Tom Walter, who donated his kidney to freshman outfielder Kevin Jordan before the 2011 season...son of Twins bench coach Joe Vavra and brother of Twins minor leaguer Trey Vavra.

YEAR	TEAM	AVG	G	AB	R	H	2B	3B	HR	RBI	SH	SF	HB	BB	SO	SB	CS	E	OBP
2013	Elizabethton	.246	42	134	20	33	3	1	0	8	4	1	3	21	36	1	2	6	.358
2014	Cedar Rapids	.258	81	279	39	72	14	1	1	22	11	0	11	26	69	7	3	9	.345
2015	Ft. Myers	.258	87	240	33	62	8	1	0	19	3	0	13	19	49	5	3	9	.346
Minor League Totals		**.256**	**210**	**653**	**92**	**167**	**25**	**3**	**1**	**49**	**18**	**1**	**27**	**66**	**154**	**13**	**8**	**24**	**.348**

VAVRA, TREYSEN HOWARD (TREY) — INFIELDER

HEIGHT: 6-2 **BATS:** R **BORN:** 9/17/1991 in Mesa, AZ
WEIGHT: 200 **THROWS:** R **RESIDES:** Menomonie, WI
SIGNED BY: Brett Dowdy **SCHOOL:** Florida Southern College
HOW OBTAINED: Selected by Twins in 33rd round of 2014 First-Year Player Draft.

2015: Spent entire season with Single-A Cedar Rapids...named the Midwest League Player of the Week April 27 after hitting .409 (9-for-22) with two doubles, a triple, a home run and seven RBI in six games...named Twins minor league Player of the Week May 8 after hitting .560 (10-for-19) in six games...named Twins minor league Player of the Month for May after hitting .398 (35-for-88) with six doubles, three home runs and 16 RBI in 24 games...named a Midwest League Midseason All-Star...placed on the disabled list May 27 with a left ankle sprain and missed the remainder of the season...played for Melbourne in the Australian Baseball League following the season...**2014:** Collected two hits and four RBI in his professional debut...hit his first professional home run July 12 against Danville...had a season-high three hits and six RBI July 28...20 doubles led the Appalachian League...led the E-Twins and finished fourth in the Appy League with a .319 average (59-for-185)...**PERSONAL:** Son of Twins bench coach Joe Vavra and brother of Twins minor leaguer Tanner Vavra.

YEAR	TEAM	AVG	G	AB	R	H	2B	3B	HR	RBI	SH	SF	HB	BB	SO	SB	CS	E	OBP
2014	Elizabethton	.319	50	185	32	59	20	1	1	34	0	1	5	18	37	1	2	5	.392
2015	Cedar Rapids	.346	42	156	29	54	10	1	6	28	1	2	4	13	30	2	0	2	.406
Minor League Totals		**.331**	**92**	**341**	**61**	**113**	**30**	**2**	**7**	**62**	**1**	**3**	**9**	**31**	**67**	**3**	**2**	**7**	**.398**

VERKERK, RUAR GEERT JOHANNES — INFIELDER

HEIGHT: 6-3 **BATS:** L **BORN:** 9/5/1996 in Zwijndrecht, Netherlands
WEIGHT: 190 **THROWS:** R **RESIDES:** Hendrik-Ido-Ambacht, Netherlands
SIGNED BY: Howard Norsetter **SCHOOL:** - -
HOW OBTAINED: Signed as an undrafted free agent, July 4, 2013.

2015: Spent entire season with the GCL Twins...**PERSONAL:** Participated in the 2012 MLB Mini Camp in Haarlem and the 2012 MLB Camp in Italy...played in the IBAF 18U Baseball World Championship in Seoul and attended the MLB Australian Academy Porgram in 2013...was a contestant in the 2013 Power Showcase Home Run Derby at Marlins Park in Miami, FL where he hit three home runs, one with a metal bat and two with a wood bat.

YEAR	TEAM	AVG	G	AB	R	H	2B	3B	HR	RBI	SH	SF	HB	BB	SO	SB	CS	E	OBP
2013	Neptunus	.125	2	8	1	1	0	0	0	0	0	0	0	0	2	0	0	0	.125
2014	GCL Twins	.147	25	68	7	10	0	0	0	3	2	0	1	5	20	0	2	5	.216
2015	GCL Twins	.197	22	66	4	13	1	0	0	2	1	0	0	2	17	1	1	5	.221
Minor League Totals		**.172**	**47**	**134**	**11**	**23**	**1**	**0**	**0**	**5**	**3**	**0**	**1**	**7**	**37**	**1**	**3**	**10**	**.218**
Dutch Major League		**.125**	**2**	**8**	**1**	**1**	**0**	**0**	**0**	**0**	**0**	**0**	**0**	**0**	**2**	**0**	**0**	**0**	**.125**

VIELMA, ENGELB STALIN — SHORTSTOP

SEE PAGE 154

WADE, LAMONTE AARON — OUTFIELDER

HEIGHT: 6-1 **BATS:** L **BORN:** 1/1/1994 in Baltimore, MD
WEIGHT: 194 **THROWS:** L **RESIDES:** Owings Mill, MD
SIGNED BY: John Wilson **SCHOOL:** University of Maryland
HOW OBTAINED: Selected by Twins in 9th round of 2015 First-Year Player Draft.

2015: Began his first professional season with Rookie Elizabethton...hit a triple in each of his first two games...named the Appalachian League Player of the Week August 10...transferred to Single-A Cedar Rapids September 2 and finished the season playing four games with the Kernels...named to the Appy League Postseason All-Star team...finished the season with the third most games (64) and third highest on-base percentage (.428) in the Appy League, as well as fourth most RBI (44) and hits (72) and the ninth highest batting average (.312)...**PERSONAL:** Attended the University of Maryland...made the transfer from first base to centerfield as a junior in 2015...finished second on the team with a .335 (53-for-158) batting average while his .453 on-base percentage led all Terrapins...stole seven bases, walked 30 times compared to striking out 20 and made just one error in the field...in the 2015 NCAA Tournament, was named the LA Regional Most Outstanding Player after

WADE, LAMONTE continued...

hitting .400 (6-for-15) with two home runs in four games...attended St. Paul High School in Brooklandville, MD where he was a four-year letter-winner in baseball and basketball and was named to the 2012 Preseason Under Armour All-American Team and the 2012 Baltimore Sun All-Metro First-Team.

YEAR	TEAM	AVG	G	AB	R	H	2B	3B	HR	RBI	SH	SF	HB	BB	SO	SB	CS	E	OBP
2015	Elizabethton	.312	64	231	36	72	8	5	9	44	1	3	3	46	34	12	1	0	.428
	Cedar Rapids	.143	4	14	1	2	0	0	0	1	0	0	1	1	2	0	0	3	.250
Minor League Totals		**.302**	**68**	**245**	**37**	**74**	**8**	**5**	**9**	**45**	**1**	**3**	**4**	**47**	**36**	**12**	**1**	**3**	**.418**

WADE, LOGAN GREGORY — SHORTSTOP

HEIGHT: 6-1 **BATS:** S **BORN:** 11/13/1991 in Brisbane, Queensland, AUS
WEIGHT: 192 **THROWS:** R **RESIDES:** Brisbane, Queensland, AUS
SIGNED BY: Howard Norsetter **SCHOOL:** - -
HOW OBTAINED: Signed as an undrafted free agent, April 12, 2012.

2015: Spent entire season with Single-A Ft. Myers...played 38 games at third base, 32 in the outfield, 15 at first and eight at second...played for Brisbane in the Australian Baseball League following the season...**2014:** Began the season with Single-A Cedar Rapids...placed on the 7-day disabled list with a dislocated left shoulder May 8...assigned to GCL Twins for rehab assignment June 20...reinstated from DL July 9 and finished season with Kernels...homered and drove in a career-high four runs in his first game back...played for Brisbane in the Australian Baseball League following the season...**2013:** Spent the entire season with Rookie Elizabethton...led the E-Twins in average...played for Brisbane in the Australian Baseball League following the season

YEAR	TEAM	AVG	G	AB	R	H	2B	3B	HR	RBI	SH	SF	HB	BB	SO	SB	CS	E	OBP
2012	GCL Twins	.234	39	124	12	29	6	4	1	10	2	0	0	12	29	2	2	7	.301
2013	Elizabethton	.303	32	99	10	30	3	3	2	12	1	1	0	5	33	2	2	3	.333
2014	GCL Twins	.132	10	38	3	5	2	0	0	1	0	0	0	3	8	2	0	1	.195
	Cedar Rapids	.233	75	279	36	65	12	4	7	38	3	3	0	16	64	4	7	13	.272
2015	Ft. Myers	.258	99	337	31	87	22	4	3	36	3	4	0	20	63	3	1	11	.296
Minor League Totals		**.246**	**255**	**877**	**92**	**216**	**45**	**15**	**13**	**97**	**9**	**8**	**0**	**56**	**197**	**13**	**12**	**35**	**.289**

WALDEN, MARCUS — PITCHER

HEIGHT: 6-0 **BATS:** R **BORN:** 9/13/1988 in Fresno, CA
WEIGHT: 195 **THROWS:** R **RESIDES:** Fresno, CA
DRAFTED BY: Toronto in 9th round of 2007 First-Year Player Draft. **SCHOOL:** Fresno City College
HOW OBTAINED: Signed as a minor league free agent, December 15, 2015.

2015: Made one appearance (1 start) with Double-A Pensacola (Cincinnati)...released April 20...**2014:** Began the season in the Blue Jays organization...designated for assignment by Toronto April 15...claimed by Oakland April 16...declared minor league free agent on November 3...signed with the Reds December 4...**2013:** Led the Eastern League with 162.1 innings pitched...Eastern League All-Star selection...EL Minor League Player of the Week May 13-19...tossed a complete game 9.0 inning shutout on June 23 at Harrisburg, allowing three hits with five strikeouts...**2012:** Led all Blue Jays farmhands with 14 wins...did not allow a home run all season (139.1 IP)...**2011:** Threw 100.0 innings over 28 games (13 starts) in his first action back from March 2010 "Tommy John" surgery...**2010:** Missed the season following "Tommy John" surgery in March...**2009:** Appeared in four games after injuring his elbow April 28...at the time, opted for rehab over surgery...**PERSONAL:** Played collegiately at Fresno City College...originally selected by the Blue Jays in the ninth round of the 2007 First-Year Player Draft.

YEAR	TEAM	W-L	ERA	G	GS	CG	SH	SV	IP	H	R	ER	HR	HB	BB	SO	WP	BK	BAA
2007	GCL Blue Jays	2-4	3.05	12	10	0	0	0	44.1	45	21	15	3	0	12	32	2	0	.265
2008	Auburn	2-3	4.80	14	11	0	0	0	60.0	70	38	32	4	3	20	51	1	0	.288
2009	Dunedin	2-1	8.64	4	4	0	0	0	16.2	30	20	16	1	2	10	8	1	0	.385
2011	Lansing	6-6	3.24	28	13	0	0	0	100.0	90	48	36	1	6	28	54	4	3	.239
2012	Lansing	5-2	3.11	14	14	0	0	0	66.2	54	24	23	4	2	30	40	5	3	.229
	Dunedin	9-2	2.85	13	12	0	0	0	72.2	58	26	23	0	3	18	42	1	0	.216
2013	New Hampshire	6-14	3.71	26	26	1	1	0	162.1	184	76	67	9	8	50	88	4	1	.289
2014	Buffalo	0-1	13.50	3	0	0	0	0	4.0	5	6	6	1	1	3	1	0	0	.313
	Sacramento	2-2	5.73	11	11	0	0	0	59.2	69	42	38	6	4	27	34	2	0	.297
	Midland	1-2	3.79	21	0	0	0	2	35.2	38	22	15	2	4	13	26	3	0	.273
2015	Pensacola	0-1	12.00	1	1	0	0	0	3.0	7	5	4	0	0	3	2	0	0	.538
Minor League Totals		**35-38**	**3.96**	**147**	**102**	**1**	**1**	**2**	**625.0**	**650**	**328**	**275**	**31**	**33**	**214**	**378**	**23**	**7**	**.270**

WALKER, RYAN JOEL — SHORTSTOP

HEIGHT: 6-1 **BATS:** L **BORN:** 3/26/1992 in Arlington, TX
WEIGHT: 162 **THROWS:** R **RESIDES:** Arlington, TX
SIGNED BY: Marty Esposito **SCHOOL:** University of Texas at Arlington
HOW OBTAINED: Selected by Twins in 18th round of 2013 First-Year Player Draft.

2015: Began season on the disabled list after an appendectomy April 1; reinstated May 23...spent entire season with Single-A Ft. Myers as the Miracle primary second baseman...**2014:** Spent the entire season with Single-A Cedar Rapids...played 39 games at second base and 31 at shortstop...**PERSONAL:** Played three seasons for UT Arlington...named Louisville Slugger Freshman All-American team...named Second-Team All-Southland Conference and was a member of the pre-season All-Southland Conference team...was a two-year varsity letterwinner at Arlington Martin High School...named First-Team All-District shortstop...batted .444 as a senior and .513 as a junior.

YEAR	TEAM	AVG	G	AB	R	H	2B	3B	HR	RBI	SH	SF	HB	BB	SO	SB	CS	E	OBP
2013	Elizabethton	.267	42	135	18	36	4	0	1	14	0	3	0	17	27	4	1	5	.342
	Cedar Rapids	.250	6	20	3	5	1	0	0	2	1	0	1	0	4	0	0	4	.286
2014	Cedar Rapids	.239	76	268	38	64	8	4	0	24	1	5	1	23	60	9	3	10	.296
2015	Ft. Myers	.269	83	301	32	81	7	3	0	23	6	6	2	19	53	9	6	13	.311
Minor League Totals		**.257**	**207**	**724**	**91**	**186**	**20**	**7**	**1**	**63**	**8**	**14**	**4**	**59**	**144**	**22**	**10**	**32**	**.311**

WELLS, LACHLAN ROBERT — PITCHER

HEIGHT: 6-1 **BATS:** L **BORN:** 2/27/1997 in Newcastle, AUS
WEIGHT: 185 **THROWS:** L **RESIDES:** Belmont South, AUS
SIGNED BY: Howard Norsetter **SCHOOL:** - -
HOW OBTAINED: Signed as an undrafted free agent, August 11, 2014.

2015: Began professional career with the GCL Twins...made 10 appearances (9 starts) for the GCL Twins...finished third among Twins minor leaguers in ERA (2.09).

YEAR	TEAM	W-L	ERA	G	GS	CG	SH	SV	IP	H	R	ER	HR	HB	BB	SO	WP	BK	BAA
2015	GCL Twins	5-2	2.09	10	9	0	0	0	47.1	35	12	11	4	3	11	49	4	0	.207
Minor League Totals		**5-2**	**2.09**	**10**	**9**	**0**	**0**	**0**	**47.1**	**35**	**12**	**11**	**4**	**3**	**11**	**49**	**4**	**0**	**.207**

WESTPHAL, LUKE DANIEL — PITCHER

HEIGHT: 6-3 **BATS:** L **BORN:** 6/14/1989 in Clintonville, WI
WEIGHT: 228 **THROWS:** L **RESIDES:** Clintonville, WI
SIGNED BY: - - **SCHOOL:** University of Wisconsin - Oshkosh
HOW OBTAINED: Signed as an undrafted free agent, January 31, 2015.

2015: Signed with the Twins as an undrafted free agent January 31...began season with Single-A Ft. Myers...transferred to Single-A Cedar Rapids June 23...returned to Ft. Myers August 3...**2014:** Spent second season with Gateway of the Independent Frontier League...pitched for Doncaster of the Australian Baseball League...**2013:** Played entire season with Gateway of the Independent Frontier League...**PERSONAL:** Attended the University of Wisconsin-Oshkosh...made 29 starts among his 40 appearances and produced a 17-10 record with a 3.08 ERA and 197 strikeouts in 207.2 innings pitched in four seasons...in 2011, earned NCAA Division III All-America honors by D3baseball.com (Second-Team) and the American Baseball Coaches Association (Third-Team) after posting a 7-0 record with 64 strikeouts and a 1.34 ERA in 60.1 innings pitched...held opponents to a .184 batting average, allowed one run in six of his eight starts and ceded just six extra-base hits...struck out 16 in a 2011 start, which trails only former major leaguer Jarrod Washburn's 17 in school history and are the sixth most in WIAC history...was a two-time All-WIAC First-Team selection...following the 2012 season, managed the Oshkosh Giants of the Wisconsin State League.

YEAR	TEAM	W-L	ERA	G	GS	CG	SH	SV	IP	H	R	ER	HR	HB	BB	SO	WP	BK	BAA
2013	Gateway (Ind.)	0-0	1.59	13	0	0	0	0	17.0	13	3	3	0	1	11	21	3	0	- -
2014	Gateway (Ind.)	3-5	2.91	35	1	0	0	1	52.2	43	22	17	2	0	39	68	8	1	- -
2015	Cedar Rapids	1-2	2.70	7	6	0	0	0	30.0	20	10	9	0	0	9	28	0	1	.198
	Ft. Myers	5-6	2.76	22	11	0	0	0	65.1	74	24	20	0	2	23	53	5	0	.288
Minor League Totals		**6-8**	**2.74**	**29**	**17**	**0**	**0**	**0**	**95.1**	**94**	**34**	**29**	**0**	**2**	**32**	**81**	**5**	**1**	**.263**
Independent League Totals		**3-5**	**2.58**	**48**	**1**	**0**	**0**	**1**	**69.2**	**56**	**25**	**20**	**2**	**1**	**50**	**89**	**11**	**1**	**- -**

WHEELER, JASON MACDONALD — PITCHER

HEIGHT: 6-6 **BATS:** L **BORN:** 10/27/1990 in Torrance, CA
WEIGHT: 255 **THROWS:** L **RESIDES:** Torrance, CA
SIGNED BY: Mike Eaglin **SCHOOL:** Loyola Marymount University (CA)
HOW OBTAINED: Selected by Twins in 8th round of 2011 First-Year Player Draft.

2015: Split the season between Double-A Chattanooga and Triple-A Rochester...combined to go 5-10, 5.43 ERA (137.2 IP, 83 ER) in 25 starts between the two clubs...named the Southern League Championship MVP after going 1-0, 1.06 ERA (17.0 IP, 2 ER) in three appearances (2 starts) for the Lookouts in the Southern League playoffs...**2014:** Started season at Single-A Ft. Myers...pitched first professional complete game shutout April 28 vs. Bradenton, allowing two hits with no walks and three strikeouts, earning the win...tied minor league career-high with 10 strikeouts June 16 vs. Bradenton (6.0 IP)...promoted to Double-A New Britain June 19...earned win in first Double-A start June 21 vs. Reading, allowing two runs on seven hits in 6.1 innings pitched with one walk and seven strikeouts...pitched 6.0-plus innings in 10 of 12 starts for Rock Cats...promoted to Triple-A Rochester July 25, made one start that same day vs. Indianapolis, allowing two runs on five hits in 5.0 innings pitched and did not factor into the decision; transferred back to New Britain July 29...went 3-1, 1.44 ERA (31.1 IP, 5 ER) with five walks and 30 strikeouts in five August starts for Rock Cats...combined to go 11-9, 2.67 ERA (158.1 IP, 47 ER) with 37 walks and 115 strikeouts in 26 starts between all three levels combined...led Twins minor leaguers in innings pitched (158.1) and was fourth in entire organization behind Phil Hughes (209.2), Kyle Gibson (179.1) and Ricky Nolasco (168.1)...added to Twins 40-man roster November 20...**2013:** Spent entire season with Single-A Ft. Myers and began season with five-game winning streak April 5-May 18...went 3-0, 2.68 ERA (37.0 IP, 11 ER) in six May starts...had second career 10-strikeout game August 12 at Jupiter (7.0 IP)...led the Miracle in starts (26), innings pitched (143.1) and strikeouts (91)...tied for first in Florida State League in starts and fourth in innings pitched...**2012:** Spent entire first professional season with Single-A Beloit...earned first win April 20 at South Bend, allowing two runs (1 earned) on four hits in 6.0 innings pitched...named Midwest League Player of the Week May 7, after going 2-0, 0.00 ERA (12.0 IP) with two walks and 11 strikeouts in two starts...went 7-1, 3.23 ERA (64.0 IP, 23 ER) in first 11 starts...named Twins minor league Player of the Week June 1, going 2-0, 1.08 ERA (13.0 IP, 7 ER) with 10 strikeouts in two starts...named Midwest League midseason All-Star...went 4-0, 2.03 ERA (31.0 IP, 7 ER) in five July starts...recorded first professional double-digit strikeout game, fanning 10 in 8.0 innings pitched, August 4 vs. Wisconsin...named left-handed pitcher on Twins MiLB.com organizational All-Star team...**AMATEUR CAREER:** Named the Northwoods League Pitcher of the Year for St. Cloud in 2010...went 8-1 for the River Bats with a league-leading 1.35 ERA; had a league-high 74 strikeouts and struck out 10 or more batters twice that summer...**PERSONAL:** Jason MacDonald Wheeler...2008 graduate of Torrance (CA) High School, playing baseball and basketball...named All-Area, All-League and All-CIF as senior in baseball...named Torrance High School Athlete of the Year as senior...named Most Outstanding Player in the Pioneer League as senior in basketball...attended Loyola Marymount University from 2009-11, going 7-8, 5.05 ERA (148.0 IP, 83 ER) with 52 walks and 96 strikeouts in 43 games (17 starts)...older brother Ryan, who was a teammate at LMU in 2009, played 2014 in Colorado and Los Angeles-AL's organizations.

YEAR	TEAM	W-L	ERA	G	GS	CG	SH	SV	IP	H	R	ER	HR	HB	BB	SO	WP	BK	BAA
2012	Beloit	14-6	3.45	27	27	0	0	0	156.2	170	75	60	12	6	43	115	6	0	.281
2013	Ft. Myers	9-4	3.70	26	26	0	0	0	143.1	156	72	59	16	10	58	91	5	0	.284
2014	Ft. Myers	6-5	2.51	13	13	1	1	0	79.0	77	31	22	2	1	19	57	2	0	.253
	Rochester	0-0	3.60	1	1	0	0	0	5.0	5	2	2	0	0	2	3	0	0	.263
	New Britain	5-4	2.78	12	12	1	0	0	74.1	69	23	23	9	4	16	55	1	1	.242
2015	Rochester	1-7	6.58	15	15	1	0	0	78.0	104	69	57	11	5	24	40	2	0	.324
	Chattanooga	4-3	3.92	10	10	0	0	0	59.2	58	28	26	7	3	16	50	2	0	.252
Minor League Totals		**39-29**	**3.76**	**104**	**104**	**3**	**1**	**0**	**596.0**	**639**	**300**	**249**	**57**	**29**	**178**	**411**	**18**	**1**	**.276**

WHITE, TAYLOR JOSEPH (T.J.) — INFIELDER

HEIGHT: 5-11 **BATS:** R **BORN:** 1/24/1992 in Las Vegas, NV
WEIGHT: 216 **THROWS:** R **RESIDES:** Las Vegas, NV
SIGNED BY: Ted Williams **SCHOOL:** University of Nevada - Las Vegas
HOW OBTAINED: Selected by Twins in 18th round of 2014 First-Year Player Draft.

2015: Began season with Single-A Cedar Rapids...transferred to Single-A Ft. Myers July 10...transferred back to Cedar Rapids August 3...finished the season with the fourth lowest plate appearance-per-strikeout rate in the Midwest League...hit .327 (52-for-159) with 19 extra-base hits the second half of the season...**2014:** Played in eight games for the GCL Twins before being transferred to Rookie Elizabethton August 18...**PERSONAL:** Was a two-time Second-Team All-Mountain West Conference at UNLV...finished 2014 with a .318 average and 38 RBI to go along with 46 runs...was a three-year letterman at national power Bishop Gorman High School, who won four consecutive Nevada State Championships and a No. 6 ranking by *Baseball America* in 2011...played every position in the infield for Gorman...went 16-2 with 120 strikeouts in 83.0 innings during his junior and senior seasons...hit 15 home runs and notched 116 RBI over his final two seasons...earned the Louisville Slugger award at the 2009 Legion World Series.

YEAR	TEAM	AVG	G	AB	R	H	2B	3B	HR	RBI	SH	SF	HB	BB	SO	SB	CS	E	OBP
2014	GCL Twins	.148	8	27	2	4	0	0	0	1	0	1	1	4	4	0	0	6	.273
	Elizabethton	.294	5	17	2	5	1	0	0	1	0	0	0	4	2	0	0	3	.429
2015	Cedar Rapids	.266	106	380	45	101	22	6	2	52	1	7	16	43	49	13	4	18	.359
	Ft. Myers	.171	20	70	4	12	1	0	0	2	0	2	0	3	17	0	1	7	.200
Minor League Totals		**.247**	**139**	**494**	**53**	**122**	**24**	**6**	**2**	**56**	**1**	**10**	**17**	**54**	**72**	**13**	**5**	**34**	**.336**

WHITEFIELD, AARON JAMES — OUTFIELDER

HEIGHT: 6-4 **BATS:** R **BORN:** 9/2/1996 in Brisbane, Queensland, AUS
WEIGHT: 191 **THROWS:** R **RESIDES:** Alexandra Hills, Queensland, AUS
SIGNED BY: Howard Norsetter **SCHOOL:** - -
HOW OBTAINED: Signed as an undrafted free agent, May 19, 2015.

YEAR	TEAM	AVG	G	AB	R	H	2B	3B	HR	RBI	SH	SF	HB	BB	SO	SB	CS	E	OBP
2015	GCL Twins	.167	7	18	1	3	0	0	0	1	0	0	0	2	4	1	0	0	.250
Minor League Totals		**.167**	**7**	**18**	**1**	**3**	**0**	**0**	**0**	**1**	**0**	**0**	**0**	**2**	**4**	**1**	**0**	**0**	**.250**

WICKENS, STEPHEN KEITH — SHORTSTOP

HEIGHT: 5-10 **BATS:** R **BORN:** 3/5/1989 in Scarborough, Ontario, Canada
WEIGHT: 177 **THROWS:** R **RESIDES:** Whitby, Ontario, Canada
SIGNED BY: Billy Corrigan **SCHOOL:** Florida Gulf Coast University
HOW OBTAINED: Selected by Twins in 33rd round of 2011 First-Year Player Draft.

2015: Spent entire season with Double-A Chattanooga...placed on disabled list July 25 with a left groin strain; reinstated August 1...**2014:** Began the season with Single-A Ft. Myers...hit his only home run of the year and drove in a career-high five runs June 10 against Charlotte...collected a hit in 13 of his 15 games with the Miracle before being transferred to Double-A New Britain June 19...played 21 games at second base, 20 at third base and four in leftfield for the Rock Cats...**PERSONAL:** Was a two-time Atlantic Sun All-Conference selection at Florida Gulf Coast...ranks in the top 5 in the FGCU record books in eight different career statistics.

YEAR	TEAM	AVG	G	AB	R	H	2B	3B	HR	RBI	SH	SF	HB	BB	SO	SB	CS	E	OBP
2011	GCL Twins	.245	36	106	13	26	8	1	0	10	3	0	4	17	15	1	4	4	.370
2012	Elizabethton	.424	10	33	8	14	2	2	0	4	0	1	1	5	6	1	1	0	.500
	Beloit	.284	49	169	31	48	10	0	2	26	5	1	8	29	26	7	5	11	.411
2013	Ft. Myers	.260	112	389	60	101	22	3	3	44	0	6	12	45	55	20	3	10	.350
2014	Ft. Myers	.310	15	58	11	18	2	1	1	12	0	2	0	6	12	4	1	1	.364
	New Britain	.217	57	161	20	35	6	0	0	12	3	3	3	10	29	5	3	3	.271
2015	Chattanooga	.254	83	264	48	67	14	2	1	19	3	2	5	36	45	16	5	13	.352
Minor League Totals		**.262**	**362**	**1180**	**191**	**309**	**64**	**9**	**7**	**127**	**14**	**15**	**33**	**148**	**188**	**54**	**22**	**42**	**.356**

WIEL, ALEXANDER MCBRAYER (ZANDER) — INFIELDER

HEIGHT: 6-3 **BATS:** R **BORN:** 1/11/1993 in Murfreesboro, TN
WEIGHT: 232 **THROWS:** R **RESIDES:** Murfreesboro, TN
SIGNED BY: Alan Sandberg **SCHOOL:** Vanderbilt University
HOW OBTAINED: Selected by Twins in 12th round of 2015 First-Year Player Draft.

2015: Began professional career with Rookie Elizabethton...**PERSONAL:** Attended Vanderbilt University from 2012-15, redshirting in 2012...led the 'Dores to back-to-back College World Series Title game appearances, losing to the University of Virginia in 2015 and defeating the Cavaliers in 2014...hit a seventh inning home run to break up a no-hit bid and lead Vanderbilt to a 1-0 victory over TCU during the 2015 College World Series...drove in a career-high six runs vs. Radford June 1 in NCAA regional championship game and was named to Nashville NCAA Regional All-Tournament team...hit .316 on the season and led the 'Dores with 68 RBI and tied for the team lead in home runs (15)...hit .260 (61-for-235) with 14 doubles, three triples, five home runs and 44 RBI as a redshirt sophomore...went 3-for-23 with seven walks, three RBI and four runs scored during the College World Series while helping lead Vanderbilt University to their first NCAA baseball championship...earned Freshman All-SEC honors after batting .305 with five doubles, five home runs, 27 RBI and 13 runs scored...father, Randy, played and coached basketball at University of North Carolina and was head basketball coach at UNC-Asheville and Middle Tennessee State.

YEAR	TEAM	AVG	G	AB	R	H	2B	3B	HR	RBI	SH	SF	HB	BB	SO	SB	CS	E	OBP
2015	Elizabethton	.194	13	36	5	7	2	0	1	8	0	1	1	7	13	0	0	0	.333
Minor League Totals		**.194**	**13**	**36**	**5**	**7**	**2**	**0**	**1**	**8**	**0**	**1**	**1**	**7**	**13**	**0**	**0**	**0**	**.333**

WILKERSON, WILLIAM SHANNON (SHANNON) — OUTFIELDER

HEIGHT: 6-0 **BATS:** R **BORN:** 7/20/1988 in Lawrenceville, GA
WEIGHT: 195 **THROWS:** R **RESIDES:** Dacula, GA
DRAFTED BY: Boston in 8th round of 2009 First-Year Player Draft. **SCHOOL:** Augusta State University
HOW OBTAINED: Signed as a minor league free agent, July 10, 2015.

WILKERSON continued...

2015: Signed by Twins as a minor league free agent July 10...spent entire season with Double-A Chattanooga...46 of his 49 games played for the Lookouts came in centerfield...**2014:** Combined with Double-A Portland and Triple-A Pawtucket (Boston) to hit .260 (120-for-461) with a .997 fielding percentage (1 E/313 TC) in 130 games...played 89 games in centerfield, 29 in rightfield and 12 in lefttfield...led all Eastern League outfielders in fielding percentage (.996)...tied for the Portland lead in games (105), doubles (23) and triples (3), and ranked second in hits (102)...began the season with the Sea Dogs and reached base via hit or walk in 23 straight games from April 4-May 3 (.329 AVG, 28-for-85, 9 BB)...hit safely in 17 of 18 games from April 4-27...transferred to Pawtucket on May 25 and hit .326 (14-for-43) in his first 12 games with the PawSox...returned to Portland on June 26 and spent the remainder of the season there...**2013:** Finished among Double-A Portland (Boston) team leaders in games (3rd, 124), runs (1st, 76), hits (2nd, 110), doubles (4th, 23), triples (2nd, 6), and stolen bases (1st, 23)...named the Red Sox minor league Base Runner of the Month for April after scoring 13 runs and stealing two bases in 21 games...hit .304 (31-for-102) with four doubles, a triple, two home runs, seven RBI and 16 walks in the month of May...reached base in 27 straight contests from August 1-30, hitting .308 (33-for-107) in that time with nine doubles, two triples, a home run, nine RBI and 15 walks...**2012:** Played in 124 games between High-A Salem and Portland (Boston), batting .268 (128-for-477) with 32 stolen bases, the third most steals among Red Sox minor leaguers...spent the majority of the season with Salem, leading the club with five triples and finishing fourth in the Carolina League with 29 steals...led qualifying CL OF with a .996 fielding percentage (1 E/227 TC) over 55 games in rightfield and 47 in centerfield...named the Red Sox Minor League Base Runner of the Month for both May and July...**2011:** Ranked third on Salem with 102 games, 54 runs, 10 home runs and 13 stolen bases...swiped 13 of 16 bases (81.3%), the best ratio on the club...batted .312 (24-for-77) with runners in scoring position...played 39 games in lefttfield, 38 in centerfield and 22 in rightfield...notched first career multi-homer game with two on April 27 at Kinston...reached base in 18 straight contests from June 30-July 21 with a .288 average (21-for-73) and five walks...hit safely in 11 consecutive games at a .313 clip (15-for-48) with eight RBI from July 4-18...batted .348 (24-for-69) in 23 games in August...**2010:** Played for Single-A Greenville but missed time with a pair of disabled list stints...went 4-for-5 with a double and a season-high three RBI July 6 at Kannapolis...reached safely in 11 straight games July 18-30...posted a .333 avereage (11-for-33) during a career-long, nine-game hit streak to end that stretch July 21-30...appeared in 54 games in lefttfield, 12 games in rightfield and one game in centerfield...led the Drive with a .389 average (7-for-18) in the playoffs...**2009:** Split his first professional season between Short-A Lowell and Greenville (Boston), appearing at all three outfield positions...led the Spinners with five triples, tops in the New York-Penn League at the time of his July 31 promotion to Greenville...hit .250 (4-for-16) in five playoff games for the Drive...**PERSONAL:** Named 2009 Division II Player of the Year after leading the Peach Belt Conference in batting (.441), slugging (.891), runs (82), hits (101), homers (24) and triples (7) as a junior for Augusta State (GA) University...set school records in batting, RBI (82), hits, runs, and total bases (204).

YEAR	TEAM	AVG	G	AB	R	H	2B	3B	HR	RBI	SH	SF	HB	BB	SO	SB	CS	E	OBP
2009	Greenville	.241	29	112	18	27	7	2	2	12	0	1	0	7	17	2	0	3	.283
	Lowell	.264	31	125	15	33	10	5	0	11	1	0	3	5	22	5	1	1	.308
2010	Greenville	.245	73	269	26	66	13	4	0	36	2	5	5	17	57	11	6	2	.297
2011	Salem	.251	102	342	54	86	18	2	10	39	2	5	4	34	70	13	3	3	.322
2012	Portland	.264	24	91	8	24	5	0	0	6	0	0	1	5	16	3	0	1	.309
	Salem	.269	100	386	50	104	19	5	4	42	7	6	1	20	72	29	7	1	.303
2013	Portland	.237	124	465	76	110	23	6	4	37	9	6	5	53	101	23	13	3	.318
2014	Pawtucket	.234	25	77	8	18	2	1	0	6	3	0	0	3	21	1	0	0	.263
	Portland	.266	105	384	51	102	23	3	2	43	8	4	1	30	69	11	4	1	.317
2015	Chattanooga	.292	49	185	30	54	5	4	1	22	4	0	1	17	25	11	1	1	.355
Minor League Totals		**.256**	**662**	**2436**	**336**	**624**	**125**	**32**	**23**	**254**	**36**	**27**	**21**	**191**	**470**	**109**	**35**	**16**	**.313**

WILLIAMS, COREY ROBERT — PITCHER

HEIGHT: 6-1 **BATS:** L **BORN:** 7/4/1990 in Walnut Creek, CA
WEIGHT: 208 **THROWS:** L **RESIDES:** Huntsville, AL
SIGNED BY: Earl Winn **SCHOOL:** Vanderbilt University
HOW OBTAINED: Selected by Twins in 3rd round of 2011 First-Year Player Draft.

2015: Began season with Single-A Ft. Myers after coming off of the disabled list from a 2014 "Tommy John" surgery June 3...made 22 appearances out of the bullpen...transferred to Double-A Chattanooga August 14 and finished the season with seven appearances out of the Lookouts bullpen...**2014:** Missed the entire season after undergoing "Tommy John" surgery on his left elbow April 1...**2012:** Midwest League Postseason All-Star...**2011:** Ranked 13th best prospect in Twins organization by *Baseball America* entering 2012...**PERSONAL:** Played two seasons at Vanderbilt University...named 2007-08 All-Metro Team and All-Metro Pitcher of the Year by the Huntsville Times and All-State 3A Pitcher of the Year for Madison Academy...participated in the 2007 East Coast Professional Showcase and National Showcase and 2006-07 Alabama Baseball Coaches Association Top 100 Showcase participant...holds the Madison Academy record for most strikeouts and innings pitched...was a four-year letterwinner, starter and captain his senior year in baseball, and letterwinner his senior year in cross-country.

YEAR	TEAM	W-L	ERA	G	GS	CG	SH	SV	IP	H	R	ER	HR	HB	BB	SO	WP	BK	BAA
2011	Elizabethton	1-1	3.86	7	0	0	0	1	11.2	12	6	5	0	1	5	11	2	0	.261
2012	Beloit	4-4	3.47	47	0	0	0	17	62.1	55	29	24	5	4	33	68	4	1	.234
2013	Ft. Myers	0-2	5.16	35	0	0	0	10	45.1	44	28	26	7	8	23	43	5	0	.257
	New Britain	1-0	0.00	1	0	0	0	0	2.0	2	0	0	0	0	2	3	0	0	.250
2014	DID NOT PLAY - INJURED																		
2015	Ft. Myers	3-0	2.49	22	0	0	0	0	25.1	18	7	7	0	0	10	17	1	0	.209
	Chattanooga	0-0	2.25	7	0	0	0	0	8.0	4	2	2	0	0	5	9	0	0	.154
Minor League Totals		**9-7**	**3.72**	**119**	**0**	**0**	**0**	**28**	**154.2**	**135**	**72**	**64**	**12**	**13**	**78**	**151**	**12**	**1**	**.236**

WILSON, JARED DANIEL — PITCHER

HEIGHT: 6-4 **BATS:** R **BORN:** 4/26/1990 in Anaheim, CA
WEIGHT: 206 **THROWS:** R **RESIDES:** Cypress, CA
SIGNED BY: Taylor Cameron **SCHOOL:** University of California - Santa Barbara
HOW OBTAINED: Selected by Twins in 19th round of 2013 First-Year Player Draft.

2015: Spent majority of the season with Single-A Cedar Rapids...made one appearance out of the bullpen to start the season then moved to the starting rotation April 14...made 11 straight starts and finished the season out of the Kernels bullpen converting all three of his save opportunities...named to the Midwest League Midseason All-Star team...made one start with Single-A Ft. Myers June 3 and transferred back to Cedar Rapids...went 5-3, 4.06 ERA (57.2 IP, 26 ER) as a starter and 0-1, 4.59 ERA (33.1 IP, 17 ER) with three saves as a reliever with the Kernels...**2014:** Spent the entire season with Single-A Cedar Rapids...led all Kernels relievers with his 32 appearances and 58.0 innings...**PERSONAL:** Played for UCSB from 2012-13...played for Cypress CC in 2011 and was named Male Scholar Athlete of the Year...was a three time scholar athlete at Servite (CA) High School, including playing quarterback for the football team.

WILSON continued...

YEAR	TEAM	W-L	ERA	G	GS	CG	SH	SV	IP	H	R	ER	HR	HB	BB	SO	WP	BK	BAA
2013	GCL Twins	3-2	5.23	10	3	0	0	0	20.2	19	13	12	0	6	10	22	4	0	.244
2014	Cedar Rapids	3-4	2.95	32	0	0	0	0	58.0	46	26	19	6	5	25	56	10	0	.219
2015	Ft. Myers	1-0	3.60	1	1	0	0	0	5.0	5	2	2	0	0	1	5	1	0	.250
	Cedar Rapids	5-4	4.25	30	12	0	0	3	91.0	90	45	43	6	4	46	61	18	0	.261
Minor League Totals		**12-10**	**3.92**	**73**	**16**	**0**	**0**	**3**	**174.2**	**160**	**86**	**76**	**12**	**15**	**82**	**144**	**33**	**0**	**.245**

WIMMERS, ALEXANDER MICHAEL (ALEX) — PITCHER

HEIGHT: 6-2 **BATS:** L **BORN:** 11/1/1988 in Cincinnati, OH
WEIGHT: 218 **THROWS:** R **RESIDES:** Cincinnati, OH
SIGNED BY: Jay Weitzel **SCHOOL:** Ohio State University
HOW OBTAINED: Selected by Twins in 1st round (21st overall) of 2010 First-Year Player Draft.

2015: Spent entire season with Double-A Chattanooga...started the season in the Lookouts rotation, making 18 starts before moving to the bullpen August 1...named Twins minor league Player of the Week June 19 after going 2-0, 0.00 ERA (14.2 IP) with five hits and four walks while striking out 20 in two starts...went 6-3, 4.90 ERA (93.2 IP, 51 ER) with 37 walks and 77 strikeouts as a starter and 2-1, 2.91 ERA (21.2 IP, 7 ER) with six walks and 23 strikeouts in 12 relief appearances...**2014:** Began the season with Single-A Ft. Myers, making 11 relief appearances and seven starts...transferred to Double-A New Britain on July 22 where he appeared in 13 games to finish the season...combined to set single-season career-highs in appearances (31), innings pitched (84.0) and strikeouts (97)...**2012:** Began season with Double-A New Britain...pitched one game before being placed on the disabled list April 21 with a right elbow injury...made one rehabilitation appearance with GCL Twins...**2011:** Florida State League Player of the Week August 29-September 5...ranked 25th best prospect in Twins organization by *Baseball America* entering 2012...**2010:** Began professional career with Single-A Ft. Myers...named Florida State League Pitcher of the Week August 30...ranked seventh best prospect in the Twins organization by *Baseball America*...**PERSONAL:** 2009 All-American and Big Ten co-Pitcher of the Year with Ohio State, going 9-2 with 136 strikeouts during his sophomore season...threw a perfect game at Archbishop Moeller High School, the first person in school history to do so.

YEAR	TEAM	W-L	ERA	G	GS	CG	SH	SV	IP	H	R	ER	HR	HB	BB	SO	WP	BK	BAA
2010	Ft. Myers	2-0	0.57	4	4	0	0	0	15.2	6	1	1	0	0	5	23	0	0	.113
2011	GCL Twins	0-0	0.00	1	0	0	0	0	1.0	0	0	0	0	0	1	1	0	0	.000
	Ft. Myers	2-3	4.20	12	4	1	1	1	40.2	28	22	19	5	2	22	39	7	0	.189
2012	GCL Twins	0-1	40.50	1	1	0	0	0	0.2	4	3	3	0	0	1	0	1	0	.800
	New Britain	0-0	4.15	1	1	0	0	0	4.1	6	2	2	1	0	2	3	0	0	.316
2013	GCL Twins	0-1	7.20	6	6	0	0	0	15.0	25	15	12	1	2	5	18	2	0	.357
2014	Ft. Myers	3-3	4.04	18	7	0	0	0	62.1	71	44	28	2	3	25	70	3	2	.284
	New Britain	1-0	3.74	13	1	0	0	1	21.2	19	9	9	3	0	6	27	1	0	.229
2015	Chattanooga	8-4	4.53	30	18	0	0	0	115.1	117	58	58	7	1	43	100	5	0	.270
Minor League Totals		**16-12**	**4.29**	**86**	**42**	**1**	**1**	**2**	**276.2**	**276**	**154**	**132**	**19**	**8**	**110**	**281**	**19**	**2**	**.259**

YNOA, HUASCAR JOSE — PITCHER

HEIGHT: 6-3 **BATS:** R **BORN:** 5/28/1998 in Puerto Plata, DR
WEIGHT: 193 **THROWS:** R **RESIDES:** Puerto Plata, DR
SIGNED BY: Fred Guerrero **SCHOOL:** - -
HOW OBTAINED: Signed as an undrafted free agent, July 2, 2014

2015: Began professional career with the DSL Twins in the starting rotation...tied for team lead in starts, had the second lowest ERA among DSL Twins starters...rated as the 25th best prospect in the Twins system by *Baseball America* following the season...**2014:** Named the 27th best prospect in the Twins system by *Baseball America* entering 2015.

YEAR	TEAM	W-L	ERA	G	GS	CG	SH	SV	IP	H	R	ER	HR	HB	BB	SO	WP	BK	BAA
2015	DSL Twins	2-5	2.70	14	14	0	0	0	56.2	43	25	17	1	4	30	47	10	1	.207
Minor League Totals		**2-5**	**2.70**	**14**	**14**	**0**	**0**	**0**	**56.2**	**43**	**25**	**17**	**1**	**4**	**30**	**47**	**10**	**1**	**.207**

YOUNG, KAMRAN CHRISTOPHER — OUTFIELDER

HEIGHT: 5-11 **BATS:** L **BORN:** 10/12/1992 in Los Angeles, CA
WEIGHT: 193 **THROWS:** L **RESIDES:** Canyon Country, CA
SIGNED BY: Taylor Cameron **SCHOOL:** Cal State Dominguez Hills
HOW OBTAINED: Selected by Twins in 21st round of 2015 First-Year Player Draft.

2015: Began professional career with Rookie Elizabethton...**PERSONAL:** Attended Cal State Dominguez Hills from 2014-15...named to Second-Team Daktronics All-Region, Honorable Mention NCBWA All-Region and First-Team All-CCAA in first year as a Toro in 2014...also earned a CCAA Player of the Week nod after leading CSUDH to a 3-games-to-1 series win over CS Stanislaus in which he hit .571 with a .625 OBP and .929 SLG with two doubles, a home run and eight RBI...finished third in the CCAA in home runs and SLG, sixth in doubles, 16th in RBI, and 26th in hits and batting average...also boasted a .986 fielding percentage, primarily at first base...named an honorable mention All-League selection as a sophomore en route to leading team to super regional round with College of the Canyons in 2013...attended Golden Valley High School in Santa Clarita, CA...was a two-sport athlete (baseball, football)...earned two All-League honors, as well as being named the Defensive MVP as a senior...has two siblings, Steven and Skyla...brother played football for San Jose State in 1999.

YEAR	TEAM	AVG	G	AB	R	H	2B	3B	HR	RBI	SH	SF	HB	BB	SO	SB	CS	E	OBP
2015	Elizabethton	.219	52	192	28	42	7	2	4	21	1	1	2	21	62	0	2	3	.301
Minor League Totals		**.219**	**52**	**192**	**28**	**42**	**7**	**2**	**4**	**21**	**1**	**1**	**2**	**21**	**62**	**0**	**2**	**3**	**.301**

TARGET FIELD

TARGET FIELD®

The Minnesota Twins moved into their new home, Target Field, prior to the beginning of the 2010 season. The ballpark is a modern architectural expression, a dichotomy of Minnesotans' cosmopolitan lifestyle so rooted in nature and the outdoors. The stone and glass landmark, topped by a metal-clad, sculpted roof canopy, is chiseled into downtown Minneapolis on one of Major League Baseball's smallest sites. The ballpark's urban appeal is enhanced with immediate access to light rail and commuter rail, bridging the site to its urban surroundings and spurring development in the western corner of downtown.

Target Field proved to be one of the premier sporting and entertainment venues in the Upper Midwest, and one of the most unique, spectacular parks in all of Major League Baseball. Here is a list of features that helped to make it unlike any other baseball experience in America.

MATERIALS

Native Minnesota limestone forms the mass of the ballpark's exterior façade. Glass and metal details punctuate the limestone surface, creating a sophisticated composition. In addition, whenever possible, the ballpark and surrounding areas incorporated Minnesota-native flowers, trees and shrubs.

SEATING

Target Field features one of the closest seating bowls to the playing field in all of Major League Baseball. Seats in Target Field feature more leg room and are articulated towards the field of play. Target Field features more aisles with fewer seats per row.

CONCOURSE

The ballpark features a 360-degree open main concourse giving fans an uninterrupted view of the playing field.

Approximate Capacity	38,871
Seating in Lower Level	18,935
Seating in Upper Level	14,707
Seating in Club Level	5,229
Concourse Width (main)	40 feet
Concourse Width (upper)	26-44 feet
Restrooms	401 (w) 266 (m)

CLIMATE/SHELTER

The Twins are committed to providing a comfortable experience for the fans—even when our weather is less than perfect. Fans are able to take advantage of heated concessions, restrooms, and restaurant and lounge areas found on each ballpark level including the Terrace level. Target Field's roof canopy—one of the largest in baseball—provides added protection.

CELEBRATING MINNESOTA'S RICH BASEBALL HERITAGE

Minnesota's new ballpark celebrates the heritage and history of the game across the Upper Midwest. The ballpark includes tributes to the great Twins teams and players from the past, as well as other Minnesota baseball icons.



TARGET FIELD PROJECT COSTS

BALLPARK CONSTRUCTION	MINNESOTA TWINS	HENNEPIN COUNTY	TOTAL
Original Budget	$130 million	$260 million	$390 million
Ballpark Enhancements	$50 million	$0	$50 million
Infrastructure	$22 million	$90 million	$112 million
Total	$202 million	$350 million	$552 million

- The Minnesota Twins approved increases of $45.5 million for fan amenities and ballpark enhancements. Additionally, the Twins provided 4.5 million of funding for Target Plaza, which was matched by Target Corporation.
- The Minnesota Twins provided $15 million of additional funding for public infrastructure costs in 2009-2010.
- Since Target Field opened in 2010, the Minnesota Twins have exclusively funded more than $22 million in facility enhancements.

TARGET FIELD
By The Numbers

ADDRESS 1 Twins Way, Minneapolis, MN 55403

OWNERS Minnesota Ballpark Authority

CONCESSIONAIRE Delaware North Sportservice

ARCHITECT Populous (Kansas City), in association with HGA Architects (Minneapolis)
- 297,864 architect hours spent designing the project
- Ballpark size is just over 1 million square feet (10.5 acres) built on an 8-acre site

CONSTRUCTION Mortenson (Minneapolis)
- 55,000 cubic yards of cast-in-place concrete used to build the ballpark
- 4,900 tons of structural steel used
- 500,000 masonry bricks used
- 36,000 feet of field tubing to heat the playing field
- 352 miles of cable (a/v, broadcast, fiber optic) in the building
- 66,805 square feet of the canopy over the seating bowl
- 70,419 lineal feet of stadia risers
- 2,000,000 total labor hours; 3,500 total trades people; 800 peak workforce

PLAYING FIELD Four-way blend of Kentucky Bluegrass

FIELD LIGHTS 536 field lights in the canopy—210 in the outfield light structure

SUITES 51 Suites, 3 Skyline Suites, 8 Event Suites

ELEVATORS AND ESCALATORS 16 elevators / 11 escalators

6 retail stores on site

48 degrees, the minimum temperature at which the playing field is kept in season

46 feet, the height of the Minnie & Paul home run sign celebration sign

46 feet, the distance from home plate to the first row of seats

827 bicycle storage locations within 200 yards of the ballpark

55,000 flappers on "the Wave" art piece located on Target Plaza



MINNESOTA TWINS – DAKTRONICS SCOREBOARDS

	MAIN VIDEO BOARD	RIGHT FIELD VIDEO BOARD
• Display Size	57' high x 101' wide	28' high x 50' wide
• Resolution	1,080 lines	552 lines by 984 columns

TARGET FIELD VIDEO	DISPLAY SIZE
Ribbon Board	8 displays totaling 1,230 linear feet
Out-of-Town Scoreboard	12' x 109' real-time display
Bullpen Board	8'6" x 16' display showing stats
Twins Tower	100' high x 5' wide x 11' deep 4,300 LED strips on all four sides



TARGET FIELD®

The Timeline

April 25, 2005 – Minnesota Twins and Hennepin County announce they have agreed on a proposal to fund and construct a new ballpark in downtown Minneapolis.

May 26, 2006 – Governor Tim Pawlenty signs ballpark bill in on-field ceremony.
November 17, 2006 – Twins announce the project team chosen to lead the construction of the new ballpark scheduled to open 2010. The team includes design architect HOK Sport, local architect HGA Architects, and construction manager Mortenson Construction.

April 12, 2007 – Design of the new Minnesota Twins-Hennepin County ballpark is officially presented to the Hennepin County Board.
May 15, 2007 – Twins announce the first site clearing activity has begun at the location of the new Twins ballpark in partnership with Hennepin County, the Minnesota Ballpark Authority and Mortenson Construction.
August 1, 2007 – Twins reschedule the ballpark groundbreaking ceremony due to the collapse of the I-35W Bridge.
August 30, 2007 – Twins officially break ground at the new ballpark site in Minneapolis.
November 9, 2007 – Minnesota Ballpark Authority approves the final design plans for the new Twins ballpark. The authority also authorizes the final payment for the property.
November 27, 2007 – Twins announce that Vetter Stone Company of Mankato will supply the 100,000 square feet – or 100 semi-truck loads – of limestone that will cover the facade of the downtown ballpark.

January 23, 2008 – First main concourse concrete pour is conducted along the 7th Street bridge side of the site.
February 12, 2008 – Twins ownership announces that it will fund $22 million in additional upgrades to the new ballpark, used to upgrade the exterior stone, the canopy and the scoreboard, as well as add more bathrooms and comfort areas.
April 8, 2008 – Twins announce an eight-year partnership with Delaware North Companies Sportservice to provide all food, beverage and retail merchandise service at the new ballpark in downtown Minneapolis.
September 15, 2008 – Target Corporation and the Minnesota Twins announce an agreement on an exclusive 25-year partnership that includes the naming rights for Target Field.
October 23, 2008 – Twins announce that Daktronics from Brookings, S.D., has been selected to design and build a multi-million dollar, integrated video, scoring and advertising display system at Target Field.

February 11, 2009 – Twins and Target unveil design plans for Target Plaza, the gateway to Target Field.
May 15, 2009 – Twins ownership approves $55 million in additional funding for fan enhancements at Target Field.
June 5, 2009 – Twins and Mortenson hold a topping off ceremony, where the final piece of structural steel is installed in the left field canopy. Target Field's structure is now complete.
August 24-28, 2009 – Field grass installation begins at Target Field.
December 8, 2009 – Target Field project team recognized for developing unprecedented access for disabled fans.
December 23, 2009 – Official last day for Twins Front Office at the Metrodome.

January 4, 2010 – Mortenson hands the key to Target Field over to the Twins on the first official day of business at the new ballpark.
January 22, 2010 – The city of Minneapolis, the Twins, the Minnesota Ballpark Authority and Hennepin County unveil "Twins Way," renaming a stretch of 3rd Avenue North in Downtown Minneapolis.
March 27, 2010 – The Minnesota Golden Gophers baseball team hosts Louisiana Tech in an exhibition game at Target Field. It is the first time Target Field is open to the general public.
April 2-3, 2010 – The Twins host the St. Louis Cardinals for two exhibition games at Target Field. The Cardinals won the first game 8-4 with the Twins prevailing in the second game by a score of 8-3.
April 12, 2010 – The first official game is played at Target Field between the Twins and the Boston Red Sox. The Twins won the contest by a score of 5-4.
September 21, 2010 – Twins clinch AL Central; attendance surpasses three million mark for the second time in club history.
November 10, 2010 – Target Field enhancements for 2011 announced; radiant heat, right field video board and Twins Tower.

September 21, 2011 – Twins surpass three million attendance mark for the third time in club history.
November 14, 2011 – Twins announce first Target Field concert to be held July 8, 2012 featuring Kenny Chesney and Tim McGraw.
December 13, 2011 – Twins earn LEED Silver certification for operations/maintenance less than two years after receiving Silver certification for new construction. The Twins became the first professional sports franchise to earn both certifications.

January 24, 2012 – Thomson Reuters joins the elite roster of the Minnesota Twins, serving as the title sponsor for the Champions Club.
April 14, 2012 – The Minnesota Twins unveil a bronze statue of former Twins first baseman Kent Hrbek outside of Gate 14 at Target Field.
May 24, 2012 – The Minnesota Twins Community Fund and Roots for the Home Team announce a first-of-its-kind partnership that brings fresh, locally-grown produce to Target Field. Grown by youth from ethnically diverse areas of the Twin Cities, the produce is used to create tasty salads available to fans at Target Field.
July 8, 2012 – Target Field hosts its first concert featuring Kenny Chesney and Tim McGraw's "Brothers of the Sun" tour. The inaugural concert draws 43,897 fans - at the time, an attendance record for the facility.
July 26, 2012 – The Minnesota Twins, in partnership with MLB Advanced Media (MLBAM), launch "At the Plate," MLB's first-ever team-based mobile application available only at Target Field.
August 29, 2012 - Commissioner Allan H. (Bud) Selig announces at a press conference at Target Field that the Minnesota Twins will host Major League Baseball's 2014 All-Star Game.
October 3, 2012 – The Minnesota Ballpark Authority approves upgrades to the right field bleacher section of Target Field.

April 2, 2013 – The Twins and Great Clips unveil the "Great Clips Great Seats" seating section at Target Field. Located in the right field corner, is designed to be an exciting destination for both group and single-game ticket purchasers; similar to the Budweiser Roof Deck.
July 1, 2013– The Twins announce that they will host TwinsFest at Target Field for the first time ever in 2014.
July 12, 2013 – Target Field hosts its second concert featuring Kenny Chesney and Zac Brown Band's "No Shoes Nation" tour. 43,940 attended, setting a Target Field record.
July 26, 2013– The Twins and 96.3 K-TWIN host the first-ever Skyline Music Festival at Target Field, drawing 6,752 fans for an amphitheatre-style concert featuring "The LP" tour.
August 26, 2013– Twins and Delaware North Sportservice launch their new food truck, the "Taste of Target Field," bringing the heralded local fare at Target Field out into the community.

January 24-26, 2014 – The Twins host TwinsFest at Target Field for the first time in the event's longstanding history.
April 1, 2014 – The Twins and Delaware North Sportservice announce the addition of a variety of specialty foods at Target Field for the 2014 season, highlighted by a unique item from Butcher and the Boar, additional Valentini Supper Club specialties and hand-dipped cones and cups from Izzy's Ice Cream.
April 7, 2014 – Twins unveil the Twins Digital Clubhouse in the U.S. Bank Home Run Porch.
May 17, 2014 – The Twins, Hennepin County, the City of Minneapolis and Metro Transit celebrate the Grand Opening of Target Field Station.
May 18, 2014 – The Twins dedicate the Press Conference Room at Target Field in Sid Hartman's name as part of their Sid Hartman Day celebration.
June 8, 2014 – The Twins unveil a bronze statue of longtime mascot T.C. on Target Plaza.
July 13, 2014 – The Twins and the City of Minneapolis unveil the new locations of Kirby Puckett Place and Rod Carew Drive. Formerly located near the H.H.H. Metrodome, the streets are relocated near the Twins' home at Target Field.
July 15, 2014 – Target Field and Major League Baseball host the 85th MLB All-Star Game, a 5-3 win by the American League. Twins closer Glen Perkins earns the save for the AL in front of 41,048 fans.
August 2, 2014 – Target Field hosts its third concert featuring Paul McCartney's "Out There" tour.
August 8-9, 2014 – The Twins host back-to-back nights of the Skyline Music Festival at Target Field. Indie Night on Friday, August 8 features Andrew Bird, The New Pornographers, Thao & The Get Down Stay Down, S. Carey and Martin Dosh. Night two of the Skyline Music Festival on August 9 featured Melissa Etheridge, O.A.R., The Rembrandts, Gear Daddies and The Honeydogs.

March 10, 2015 - The Twins and Barrio announce a new partnership that includes branding of a new bar/restaurant located adjacent to the left-field foul pole (inside Gate 6) at Target Field.
July 18-19, 2015 – The Twins host back-to-back nights of Kenny Chesney's "The Big Revival" tour and Jason Aldean's "Burn It Down" tour at Target Field.
August 7, 2015 – The Twins and Go 96.3 FM host Go Fest '15 featuring Matt and Kim, Cold War Kids, Yelawolf, Big Data, MS MR, Meg Myers, Allan Kingdom, Enemy Planes and RAC.
October 26, 2015 – The Twins unveil plans for multi-level centerfield gathering spaces to be open in 2016 -- upper level club for all fans called Minnie & Paul's and lower tier club for season ticket holders called CATCH.
December 16, 2015 – The Twins announce fan safety plans for 2016 season that include protective netting, extending approximately seven-feet high and run the length of first and third base dugouts.

TARGET FIELD Firsts

TARGET FIELD FIRST INFORMATION:

First Game ..... April 12, 2010 – Boston Red Sox vs. Minnesota Twins
Weather for First Game ..... 65 degrees, partly cloudy
First Pitch ..... 3:13 pm on April 12, Boston Red Sox at Minnesota Twins
First Game Attendance ..... 39,715 (38,145 paid)
First Pitcher ..... Carl Pavano, MIN – April 12 vs. Boston
First Batter ..... Marco Scutaro, BOS – April 12
First Hit ..... Marco Scutaro, BOS – April 12 off Carl Pavano (1st inn.)
First Double ..... Dustin Pedroia, BOS – April 12 off Carl Pavano (1st inn.)
First Triple ..... David DeJesus, KC – April 16 off Scott Baker (6th inn.)
First Home Run ..... Jason Kubel, MIN – April 12 off Scott Atchison (7th inn.)
First Home Run by Opponent ..... Dustin Pedroia, BOS – April 14 off Kevin Slowey (5th inn.)
First Grand Slam ..... Matt Joyce, TB – July 4 off Matt Guerrier (8th inn.)
First Inside-the-Park Home Run ..... Curtis Granderson, NYY – August 21, 2011 off Jose Mijares (7th inn.)
First Reviewed HR ..... April 12 – 4th inn., Mike Cameron foul ball stood as called
First RBI ..... Michael Cuddyer, MIN – April 12 (1st inn.)
First Walk ..... Denard Span, MIN – April 12 (1st inn.)
First Stolen Base ..... Nick Punto, MIN – April 12 vs. BOS (2nd inn.) off Lester
First Strikeout ..... Batter: David Ortiz, BOS, Pitcher: Carl Pavano, MIN– April 12 (2nd inn.)
First Win ..... Carl Pavano, MIN – April 12 vs. BOS (6.0-4-1-1-1-4)
First Loss ..... Jon Lester, BOS – April 12 vs. MIN (5.0-9-4-4-3-5)
First Save ..... Jon Rauch, MIN – April 12 vs. BOS (1.0-0-0-0-0)
First Complete Game ..... Nick Blackburn, MIN – May 4 vs. DET (9.0-11-3-3-1-2)
First Shutout ..... BAL over MIN, 2-0 (Bergesen/Ohman/Uehara/Simon), May 6
First Triple Play ..... N/A
First Series Win ..... April 12-15 – Minnesota over Boston, 2-1 in four days
First Series Sweep ..... May 3-5 – Minnesota over Detroit in three games

* All dates are from the 2010 season, unless noted

First Pitch in Target Field



First home run in Target Field

TARGET FIELD FIRST FOR TWINS PLAYER INFORMATION:

First Pitch ..... Carl Pavano at 3:13 pm on April 12 vs. Boston Red Sox
First Pitcher ..... Carl Pavano – April 12 vs. BOS
First Batter ..... Denard Span – April 12 vs. BOS
First Hit ..... Orlando Hudson – April 12 vs. BOS off Jon Lester (1st inn.)
First Run ..... Denard Span – April 12 vs. BOS (1st inn.)
First Double ..... Joe Mauer – April 12 vs. BOS off Jon Lester (2nd inn.)
First Triple ..... Justin Morneau – April 17 vs. KC off Gil Meche (5th inn.)
First Home Run ..... Jason Kubel – April 12 vs. BOS off Scott Atchison (7th inn.)
First Grand Slam ..... Rene Tosoni – September 27, 2011 vs. KC off Vin Mazzaro (6th inn.)
First Inside-the-Park Home Run ..... N/A
First RBI ..... Michael Cuddyer – April 12 (1st inn.)
First Walk as Batter ..... Denard Span – April 12 (1st inn.)
First Walk as Pitcher ..... Carl Pavano – April 12 vs. BOS (3rd inn.), walking Jeremy Hermida
First Strikeout as Batter ..... Orlando Hudson – April 12 vs. BOS (2nd inn.) by Jon Lester
First Strikeout as Pitcher ..... Carl Pavano of D. Ortiz – April 12 vs. BOS (2nd inn.)
First Stolen Base ..... Nick Punto – April 12 vs. BOS (2nd inn.) off Jon Lester
First Win ..... Carl Pavano – April 12 vs. BOS (6.0-4-1-1-1-4)
First Loss ..... Kevin Slowey – April 14 vs. BOS (5.0-5-3-3-4-5)
First Save ..... Jon Rauch – April 12 vs. BOS (1.0-0-0-0-0-0)
First Complete Game ..... Nick Blackburn – May 4 vs. DET (9.0-11-3-3-1-2)
First Shutout ..... MIN over BAL, 6-0 (Blackburn/Guerrier/Rauch), May 9
First Triple Play ..... N/A
First Minnesota Twins Win ..... April 12 vs. Boston by a score of 5-2
First Minnesota Twins Loss ..... April 14 vs. Boston by a score of 6-3
First Minnesota Twins Series Win ..... April 12-15 – Minnesota over Boston 2-1 in four days
First Minnesota Twins Series Sweep ..... May 3-5 – Minnesota over Detroit in three games

* All dates are from the 2010 season, unless noted

TARGET FIELD®

Seating Diagram

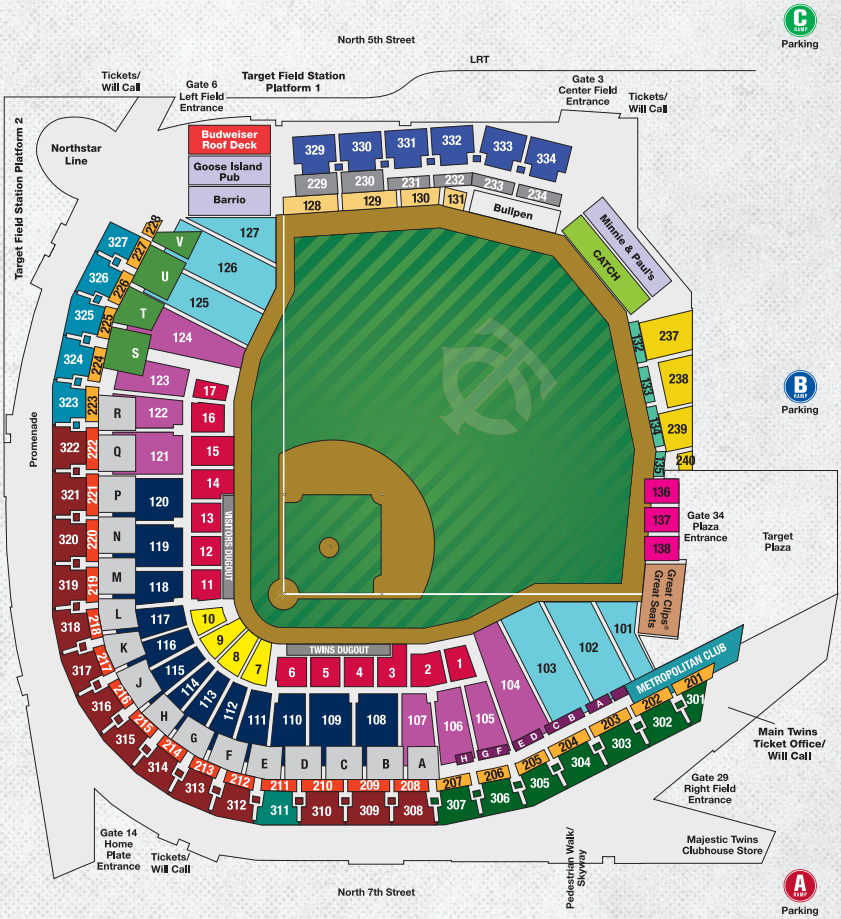

MAIN LEVEL

- Thomson Reuters Champions Club
- Dugout Box
- Home Plate Box
- Diamond Box
- Field Box
- Left Field Bleachers
- Powerball® Pavilion
- Overlook
- Great Clips® Great Seats

ROOF DECK

- Budweiser Roof Deck

CLUB LEVEL

- Delta SKY360° Legends Club
- The Deck
- Event Suites
- Metropolitan Club

TERRACE LEVEL

- Home Plate Terrace
- Field Terrace
- Home Plate View
- Skyline View
- Field View
- Family Section

OUTFIELD MEZZANINE LEVEL

- CATCH
- U.S. Bank Home Run Porch Terrace
- U.S. Bank Home Run Porch View
- Grandstand

TARGET FIELD®
The Accolades

2010

GREEN PROJECT OF THE YEAR AWARD
Awarded by Recycling Association of Minnesota to recognize a special green project in Minnesota demonstrating outstanding environmental results and innovation by reducing environmental issues

#1 SPORTS STADIUM EXPERIENCE IN NORTH AMERICA
Awarded by ESPN The Magazine as the #1 professional sports stadium, from a field of 122 venues

BALLPARK OF THE YEAR
Awarded by Ballpark Digest for the best developments in baseball, based on nominations from the baseball community

DESIGN HONOR AWARD
Awarded from the Minnesota Society of Landscape Architects

AMERICA'S TRANSPORTATION AWARD
Awarded for Innovative Management for Destination Target Field by American Association of State Highway and Transportation Officials

ACCESS AWARD
Awarded by Minnesota State Council on Disability on recognition of outstanding contributions on behalf of people with disabilities and for outstanding solutions that eliminate or reduce barriers for persons with disabilities

2011

LEED SILVER CERTIFICATION FOR CONSTRUCTION AND OPERATIONS
Awarded by U.S. Green Building Council as the first professional sports facility to receive LEED (Leadership in Energy & Environmental Design) Silver Certification for both construction and operations

SPORTS FACILITY OF THE YEAR AWARD
Awarded by Sports Business Journal and Sports Business Daily to new, renovated or established sports facilities in North America whose primary function is hosting and staging sporting events

STORMREADY SUPPORTER
Awarded by the National Weather Service as the first sports facility in Minnesota to help arm America's communities with the communication and safety skills needed to save lives and property before and during the event

GRAND AWARD FOR ENGINEERING EXCELLENCE
Awarded from the American Council of Engineering Companies. ACEC called it the perfect "squeeze play". Challenged with transforming an 8.5-acre site characterized as "too small and virtually unbuildable," the project team devised structural components that extended the facility over an adjoining rail line, two commuter lines and a major highway

2012

FOOD RECOVERY CHALLENGE ACHIEVEMENT AWARD
Awarded by United States Environmental Protection Agency for donating food and recycling food scraps to reduce waste, feed the needy and save money. Award winners have prevented more than 350 tons of food scraps from entering landfills

COMMUNITY INNOVATOR AWARD
Awarded by The Arc Minnesota to an individual, organization, or business that has developed a unique program, service, or idea that increased the community inclusion or self-determination of persons with intellectual and developmental disabilities and their families

2013

THE CITY OF MINNEAPOLIS - ERIK PETERSON ADVOCACY AWARD
The City of Minneapolis' Advisory Committee on People with Disabilities brings awareness to disability employment issues as well as issues important to residents living with disabilities

2014

MIDWEST'S BEST PROJECT
Presented by the Engineering News-Record, Target Field Station received an Award of Merit in recognition for outstanding design and construction in the Transportation category

HONOR AWARD FOR REGIONAL & URBAN DESIGN
Awarded by The American Institute of Architects, Target Field Station received the Institute Honor Award for its role in changing the culture of the transit model, especially as it relates to the ballpark and the surrounding district

THE "GREENEST" BALLPARK IN AMERICA

In 2010, the U.S. Green Building Council awarded Target Field **LEED (Leadership in Energy & Environmental** Design) Silver Certification for New Construction, making it the second major league ballpark in the United States to achieve that status. Less than two years after earning LEED Silver certification for New Construction, the Minnesota Twins became the first professional sports franchise to also attain LEED Silver Certification for the Operation and Maintenance of their facility.

go twins go green

TWINS SUSTAINABILITY STATEMENT

The Minnesota Twins organization believes our future success-both on and off the field-is built on a business model that embraces operational efficiency, environmental stewardship and social responsibility. We honor the power of sport by leading through example, and we will continue to use sport to inspire, build the best fan experience and cause no unnecessary harm, working with our fans, community, suppliers, partners and employees to have a positive influence in the world.

CAPTURING AND REUSING RAINWATER

Through a custom-designed Rain Water Recycle System provided by Minneapolis-based Pentair, the Minnesota Twins have captured, purified and reused more than 4,954,386 total gallons of rainwater, drastically reducing the use of municipal water at Target Field. The majority of the recycled rainwater was used to wash down the seating bowl attached to the main concourse.

RECYCLING AND CONVERTING WASTE TO ENERGY

Through aggressive recycling and waste-to-energy programs, the Twins have kept more than 6,905 tons of waste out of local landfills from 2011 to 2015.

- 2,405 tons of trash have been sent to the Hennepin Energy Recovery Center
- 2,754 tons of waste have been recycled from Target Field
- 1,747 tons of organic materials have been composted and diverted from landfills

In 2016, the Twins will seek help from fans in increasing the amount of recycled organic materials, further reducing the amount of waste produced at Target Field.

DONATING UNUSED FOOD TO LOCAL CHARITIES

The Minnesota Twins and concession partner Delaware North Companies Sportservice donated more than ten tons of food to local charities each season. Through a partnership with Rock and Wrap It Up! Inc., representatives from Joseph's Storehouse in Brooklyn Park boxed up all prepared but untouched meals at Target Field, donating the unused food from Target Field to local charities. Throughout the partnership, the Twins have donated:

- 176,713 hot dogs and brats
- 27,137 hamburgers
- 12,637 chicken breasts

To date, these efforts have kept more than 31 TONS of waste out of local landfills.

TARGET FIELD
The Statues

Designed by Bill Mack, the Target Field statues depict six of the greatest influences in Minnesota Twins history. Each person, while standing over seven feet tall, is featured in an iconic pose, from Harmon Killebrew's powerful swing to Kirby Puckett's signature World Series post-home run celebration. Located near the entrances to the ballpark, these Twins statues are on display to greet fans whenever they visit Target Field.

ABOUT THE ARTIST

Bill Mack, who makes his home in Minneapolis, has worked for over 20 years mostly as a commissioned artist. He has created works for the Figure Skating Hall of Fame, the Cowboy Hall of Fame and both the Hockey Hall of Fame in Canada and the U.S. Hockey Hall of Fame.

ROD CAREW

Located outside Gate 29, near 7th Street, Carew's statue was dedicated on April 2, 2010.

HARMON KILLEBREW

Located on Target Plaza, Killebrew's statue was dedicated on April 3, 2010.

KIRBY PUCKETT

Located on Target Plaza, outside Gate 34, Puckett's statue was dedicated on Opening Day, April 12, 2010.

CARL & ELOISE POHLAD

Located on Target Plaza, outside Gate 34, Carl and Eloise Pohlad's statue was dedicated on October 3, 2010.

CALVIN GRIFFITH

Located outside Gate 29, Griffith's statue was dedicated on September 3, 2010.

TONY OLIVA

Located outside Gate 6, Oliva's statue was dedicated on Opening Day, April 8, 2011.

KENT HRBEK

Located outside Gate 14, Hrbek's statue was dedicated on April 14, 2012.

TARGET FIELD CONCERTS

DATE	TOUR	ATTENDANCE
July 8, 2012	"Brothers of the Sun" tour featuring Kenny Chesney, Tim McGraw with Grace Potter & The Nocturnal and Jake Owen	43,897
July 12, 2013	"No Shoes Nation" tour featuring Kenny Chesney, Zac Brown Band, Eli Young Band and Kacey Musgraves	43,940
July 26, 2013	The Skyline Music Festival featuring "The LP" tour with Soul Asylum, Big Head Todd and the Monsters, Matthew Sweet and Gear Daddies	6,752
August 2, 2014	Paul McCartney's "Out There" tour	43,143
August 8, 2014	The Skyline Music Festival featuring Thao & The Get Down Stay Down, Dosh, S. Carey The New Pornographers and Andrew Bird	2,967
August 9, 2014	The Skyline Music Festival featuring Melissa Etheridge, O.A.R., The Rembrandts, Gear Daddies and The Honeydogs	5,075
July 18, 2015	Kenny Chesney's "The Big Revival" tour and Jason Aldean's "The Burn It Down" tour	44,152
July 19, 2015	Kenny Chesney's "The Big Revival" tour and Jason Aldean's "The Burn It Down" tour	40,327
August 7, 2015	Go Fest '15 featuring Matt and Kim, Cold War Kids, Yelawolf, Big Data, MS MR, Meg Myers, Allan Kingdom, Enemy Planes and RAC	5,350

TARGET FIELD
Transportation

THE MOST MULTI-MODAL, TRANSIT-ORIENTED BALLPARK IN AMERICA - Located in the historic Warehouse District of downtown Minneapolis, Target Field is the most multi-modal, transit-oriented ballpark in America.

PUBLIC TRANSIT - Served by light rail that arrives from the airport and Mall of America to the south, as well as from St. Paul to the east, more than 20 bus routes, I-394 express bus service and - on special dates - the Northstar Commuter Rail line, Target Field is more accessible by public transit than any other ballpark in America.

PARKING - There are several options for parking in downtown Minneapolis including 7,000 parking spaces conveniently adjacent to Target Field in the ABC/Hawthorne ramps, nearly 25,000 parking spaces parking lots/ramps and metered street parking spaces throughout downtown.

BIKING - Ranked as the number one bicycling city in the nation, Minneapolis has 43 miles of streets with dedicated bicycle lanes and 84 miles of off-street bicycle paths. The Cedar Lake Trail provides convenient bike and pedestrian access to Target Field. Target Field features hundreds of bike parking spaces. In addition, the city of Minneapolis has hundreds of bike parking spaces within blocks of Target Field.

www.twinsbaseball.com/transportation is the most complete, up-to-date source of information on getting to Target Field.

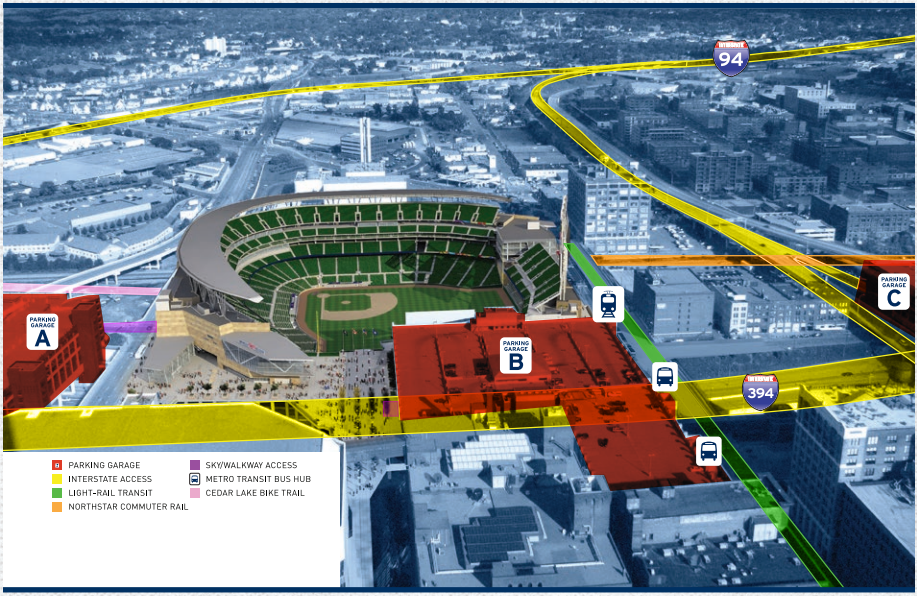

MEDIA PARKING - There is no on-site parking available at Target Field for the media, but municipal ramps and parking lots are available near the stadium. Paid parking is available for the media in the "A" ramp on a game-by-game basis and season-long passes are available by emailing Venika Streeter at venikastreeter@twinsbaseball.com.

CREDENTIAL PICKUP - Media can pick up their credentials at press gate — located in between Gates 29 and 34 — on the date the credential is issued.

TARGET FIELD

Target Field Station

Opened in Spring of 2014, Target Field Station connects people and places, this multi-modal transportation hub at 5th St. N. and 5th Ave. N. in downtown Minneapolis offers public green spaces, connections to 500 trains daily via the METRO Blue and Green lines, Northstar Commuter Rail, as well as access to the North Loop community. Target Field Station's more than 104,000 square feet of space includes a public plaza for year-round special events and activities, green space, a 1,000-seat amphitheater, office space, retail shops and a 286-car underground parking garage. The Minnesota Twins, Target and Hennepin County offer programming and special events in the public space.

IT PROVIDES a connection for commuters, baseball fans, downtown visitors and riders connecting to other Metro Transit services — including Blue and Green Line Light Rail service to St. Paul, the airport and Mall of America, the Northstar Commuter Rail Line, as well as bus service from the nearby 5th Street Transit Center. Future transit lines and plans to develop a transportation hub will create additional regional connections for Target Field commuters.

THE PURPOSE of Target Field Station is to provide high-quality transit service, and efficient access to Minneapolis and surrounding communities. This hub encourages greater use of public transportation within the Twin Cities due to a centrally-located facility, and improved multi-modal and pedestrian connections.

LOCATED on the north side of the park, connecting it to the North Loop Neighborhood. The name refers to the trolley line that once ran through the area, which is part of Minneapolis' Warehouse District. It connects the North Loop Neighborhood with its roots.

THE BLUE LINE runs from Target Field to the Mall of America. The Central Corridor — Green Line — runs down University Avenue to St. Paul's Union Depot.

TARGET FIELD
Renovations

Since opening in 2010, Target Field has undergone several renovations and additions. Below are some of the major renovations inside Target Field over the last six seasons:





RIGHT FIELD VIDEO BOARD AND TWINS TOWER - Both built between the 2010 and 2011 seasons. Located next to eachother behind the right field grand stand. The video board is 28' high x '50 wide. The Twins Tower is 100' high x 5' wide x 11' deep.

GREAT CLIPS GREAT SEATS - Built between the 2012 and 2013 seasons. The Twins replaced regular seating and unveiled the "Great Clips Great Seats" seating section. Located in the right field corner, is designed to be an exciting destination for both group and single-game ticket purchasers; similar to the Budweiser Roof Deck in left field.

BARRIO - Built between the 2014 and 2015 seasons. The Twins and Barrio announced a new partnership that included branding of a new bar/restaurant, replacing a team store and drink rails. Located adjacent to the left-field foul pole (inside Gate 6).

CATCH AND MINNIE & PAUL'S - Built between the 2015 and 2016 seasons. The Twins and Populous transformed the center field seating area into a multi-level fan gathering space. The upper level, called Minnie & Paul's, is a Twins-themed pub open to all fans. The lower tier, called CATCH, is an all-inclusive club with access to approximately 120 season ticket holders.

ALL-STAR GAME

MINNESOTA TWINS AND THE *All-Star Game*

The Minnesota Twins hosted Major League Baseball's All-Star Game in 2014, marking the third time as the host city to one of Major League Baseball's jewel events.

All-Star game events began at the Minneapolis Convention Center on July 11, where the T-Mobile FanFest took place for five days. On July 13, events included the MLB All-Star Charity 5-K & Fun Run, Taco Bell All-Star & Celebrity Softball Game and the SiriusXM Futures Game, where Jose Berrios, Alex Meyer and Kennys Vargas represented the Twins organization. July 14 featured the State Farm Home Run Derby, won by Oakland's Yoenis Cespedes. Brian Dozier represented the Twins, hitting two home runs while former Twin Justin Morneau participated in his third career Home Run Derby. Major League Baseball's 85th All-Star Game took place on July 15, which signified Yankee shortstop Derek Jeter's 14th and final All-Star Game. Jeter went 2-for-2, recording the game's first hit and run in the first inning. The Angels Mike Trout earned the MVP Award, going 2-for-3 with two RBI and a run scored. The Twins were represented by catcher Kurt Suzuki and closer Glen Perkins, who combined to pitch and catch the ninth inning, giving Perkins the save in the American League's 5-3 victory. The game was played in front of 41,048, while attendance for the three days of events at Target Field was 121,169.

TWINS HOME RUN DERBY PARTICIPANTS

PLAYER	YEAR
Tom Brunansky	1985
Gary Gaetti	1989
Torii Hunter	2002
Justin Morneau	2007
Justin Morneau	**2008**
Joe Mauer	2009
Brian Dozier	2014

Bold Denotes Home Run Derby Champion

Metropolitan Stadium hosted the 1965 All-Star Game on July 13, a 6-5 National League victory that featured 18 Hall of Famers, including Harmon Killebrew, Hank Aaron, Roberto Clemente, Bob Gibson, Sandy Koufax, Mickey Mantle, Juan Marichal, Willie Mays, Frank Robinson and Joe Torre. The Twins were represented by six players, marking the most in club history. The two starters for the Twins included Harmon Killebrew, who played first base and batted third and Earl Battey, who played catcher and batted eighth. Killebrew went 1-for-3 with a two-run homer in the fifth inning off Cincinnati's Jim Maloney. Twins in a reserve role included Tony Oliva, who went 1-for-2 with the game's only double; Zoilo Versalles; Jimmie Hall; and Jim "Mudcat" Grant, who allowed two runs in 2.0 innings of relief. The game was ultimately decided by a Ron Santo infield single, scoring Willie Mays in the seventh inning. Juan Marichal started for the NL, pitching 3.0 scoreless innings and earned the game's MVP Award. Sandy Koufax was the winning pitcher, Sam McDowell was the loser, Bob Gibson was credited with the save as the game lasted two hours and 45 minutes and was played in front of 46,706.

On July 16, 1985, the Hubert H. Humphrey Metrodome staged the 56th All-Star Game, a 6-1 NL victory that included Hall of Famers Bert Blyleven, George Brett, Wade Boggs, Carlton Fisk, Tony Gwynn, Rickey Henderson, Paul Molitor, Jim Rice, Cal Ripken Jr., Nolan Ryan, Ryne Sandberg, Ozzie Smith and Dave Winfield. The Twins lone representative was Tom Brunansky, who grounded out to short in his only at-bat in a reserve role; he continued on to play one inning in rightfield. The NL jumped out in front early with a Steve Garvey RBI-single in the second inning and held the lead throughout. LaMarr Hoyt started for the NL, allowing one unearned run in 3.0 innings pitched, earning the win and the game's MVP Award. Detroit's Jack Morris was the AL starter and suffered the loss. The game lasted two hours and 54 minutes and was played in front of 54,960.

The Dome also played host to the first ever All-Star Home Run Derby, including the Twins' own Tom Brunansky, who hit four home runs, good for second most among the 10 participants. Other participants were Jack Clark, Carlton Fisk, Steve Garvey, Eddie Murray, Dale Murphy, Home Run Derby Champion Dave Parker, Jim Rice, Cal Ripken, Jr. and Ryne Sandberg.

TWINS FUTURES GAME SELECTIONS

PLAYER	TEAM	YEAR
Oswaldo Arcia, OF	World	2012
Grant Balfour, RHP	World	2001
Jose Berrios, RHP	World	2014, 2015
Travis Bowyer, RHP	U.S.	2005
Byron Buxton, OF	U.S.	2013
Michael Cuddyer, IF	U.S.	1999
J.D. Durbin, RHP	U.S.	2003
Matt Garza, RHP+	U.S.	2007
Kyle Gibson, RHP	U.S.	2011
Liam Hendriks, RHP	World	2010, 2011
Luke Hughes, IF	World	2008
Max Kepler, OF+	World	2015
Jason Kubel, OF	U.S.	2004
Francisco Liriano, LHP	World	2002, 2005
Trevor May, RHP+	U.S.	2014
Joe Mauer, C	U.S.	2003
Alex Meyer, RHP	U.S.	2014
Justin Morneau, IF	World	2002, 2004
Trent Oeltjen, OF	World	2006
Michael Restovich, OF	U.S.	2002
Ben Revere, OF	U.S.	2010
Luis Rivas, IF	World	2000
J.C. Romero, LHP	World	1999
Miguel Sano, IF	World	2013
Anthony Slama, RHP	U.S.	2010
Denard Span, OF+	U.S.	2008
Brad Thomas, LHP	World	2000
Matt Tolbert, IF	U.S.	2007
Rene Tosoni, OF	World	2009
Kennys Vargas, 1B/DH	World	2014

+ Did not participate

★ 36th All-Star Game ★

TUESDAY, JULY 13, 1965 AT METROPOLITAN STADIUM

NATIONAL LEAGUE 6, AMERICAN LEAGUE 5

National	3	2	0	0	0	0	1	0	0	—	6	11	0
American	0	0	0	1	4	0	0	0	0	—	5	8	0

National	AB	R	H	RBI
Willie Mays, cf	3	2	1	1
Hank Aaron, rf	5	0	1	0
Willie Stargell, lf	3	2	2	2
Roberto Clemente, ph-lf	2	0	0	0
Dick Allen, 3b	3	0	1	0
Ron Santo, 3b	2	0	1	1
Joe Torre, c	4	1	1	2
Ernie Banks, 1b	4	0	2	0
Pete Rose, 2b	2	0	0	0
Maury Wills, ss	4	0	1	0
Leo Cardenas, ss	0	0	0	0
Juan Marichal, p	1	1	1	0
Cookie Rojas, ph	1	0	0	0
Jim Maloney, p	0	0	0	0
Don Drysdale, p	0	0	0	0
Frank Robinson, ph	1	0	0	0
Sandy Koufax, p	0	0	0	0
Turk Farrell, p	0	0	0	0
Billy Williams, ph	1	0	0	0
Bob Gibson, p	0	0	0	0
Totals	**36**	**6**	**11**	**6**

American	AB	R	H	RBI
Dick McAuliffe, ss	3	2	2	2
Sam McDowell, p	0	0	0	0
Tony Oliva, ph-rf	2	0	1	0
Brooks Robinson, B, 3b	4	1	1	0
Max Alvis, 3b	1	0	0	0
Harmon Killebrew, 1b	3	1	1	2
Rocky Colavito, rf	4	0	1	1
Eddie Fisher, p	0	0	0	0
Joe Pepitone, ph	1	0	0	0
Willie Horton, lf	3	0	0	0
Felix Mantilla, 3b	2	0	0	0
Bobby Richardson, 2b	2	0	0	0
Vic Davalillo, cf	2	0	1	0
Zoilo Versalles, ss	1	0	0	0
Earl Battey, c	2	0	0	0
Bill Freehan, c	1	0	1	0
Milt Pappas, p	0	0	0	0
Jim 'Mudcat' Grant, p	0	0	0	0
Al Kaline, ph	1	0	0	0
Pete Richert, p	0	0	0	0
Jimmie Hall, ph-cf	2	1	0	0
Totals	**34**	**5**	**8**	**5**

LOB — National 7, American 8. 2B — Oliva. HR — Mays, Torre, Stargell, McAuliffe and Killebrew. SB — Rose.
DP — National 1 (Wills, Rose and Banks), American 2 (B. Robinson, Mantilla and Killebrew), (McDowell, Richardson and Killebrew).

PITCHING

National	IP	H	R	ER	BB	SO
Juan Marichal	3.0	1	0	0	0	0
Jim Maloney	1.2	5	5	5	2	1
Don Drysdale	0.1	0	0	0	0	0
Sandy Koufax (W)	1.0	0	0	0	2	1
Turk Farrell	1.0	0	0	0	1	0
Bob Gibson (S)	2.0	2	0	0	1	3
Totals	**9.0**	**8**	**5**	**5**	**6**	**5**

American	IP	H	R	ER	BB	SO
Milt Pappas	1.0	4	3	3	1	0
Jim 'Mudcat' Grant	2.0	2	2	2	1	3
Pete Richert	2.0	1	0	0	0	2
Sam McDowell (L)	2.0	3	1	1	1	2
Eddie Fisher	2.0	1	0	0	0	0
Totals	**9.0**	**11**	**6**	**6**	**3**	**7**

WP — Maloney. Umpires — Stevens, Weyer, DiMuro, Williams, Valentine and Kibler.
T — 2:45. A — 46,706

★ 56th All-Star Game ★

TUESDAY, JULY 16, 1985 AT H.H.H. METRODOME

NATIONAL LEAGUE 6, AMERICAN LEAGUE 1

National	0	1	1	0	2	0	0	0	2	—	6	9	1
American	1	0	0	0	0	0	0	0	0	—	1	5	0

National	AB	R	H	RBI
Tony Gwynn, lf	1	0	0	0
Jose Cruz, lf	1	0	0	0
Tim Raines, ph-lf	0	1	0	0
Tom Herr, 2b	3	1	1	0
Nolan Ryan, p	1	0	0	0
Tony Pena, c	1	0	0	0
Steve Garvey, 1b	3	0	1	1
Jack Clark, 1b	1	0	0	0
Dale Murphy, cf	3	0	1	0
Willie McGee, cf	2	0	1	2
Darryl Strawberry, rf	1	2	1	0
Dave Parker, rf	2	0	0	0
Graig Nettles, 3b	2	0	0	0
Tim Wallach, 3b	2	1	1	0
Terry Kennedy, c	2	0	1	1
Ozzie Virgil, c	1	0	1	2
Fernando Valenzuela, p	0	0	0	0
Pete Rose, ph	1	0	0	0
Jeff Reardon, p	0	0	0	0
Glenn Wilson, ph	1	0	0	0
Rich Gossage, p	0	0	0	0
Ozzie Smith, ss	4	0	0	0
LaMarr Hoyt, p	1	0	0	0
Garry Templeton, ph	1	0	1	0
Ryne Sandberg, 2b	1	1	0	0
Totals	**35**	**6**	**9**	**6**

American	AB	R	H	RBI
Rickey Henderson, cf	3	1	1	0
Paul Molitor, 3b-cf	1	0	0	0
Lou Whitaker, 2b	2	0	0	0
Damaso Garcia, 2b	2	0	1	0
George Brett, 3b	1	0	0	1
Phil Bradley, cf	1	0	0	0
Dan Petry, p	0	0	0	0
Willie Hernandez, p	0	0	0	0
Eddie Murray, 1b	3	0	0	0
Tom Brunansky, rf	1	0	0	0
Cal Ripken, ss	3	0	1	0
Alan Trammell, ss	1	0	0	0
Dave Winfield, rf	3	0	1	0
Donnie Moore, p	0	0	0	0
Wade Boggs, 3b	0	0	0	0
Jim Rice, lf	3	0	0	0
Carlton Fisk, c	2	0	0	0
Ernie Whitt, c	0	0	0	0
Gary Ward, ph	1	0	0	0
Rich Gedman, c	1	0	0	0
Jack Morris, p	0	0	0	0
Jimmy Key, p	0	0	0	0
Harold Baines, ph	1	0	1	0
Bert Blyleven, p	0	0	0	0
Cecil Cooper, ph	0	0	0	0
Dave Stieb, p	0	0	0	0
Don Mattingly, 1b	1	0	0	0
Totals	**30**	**1**	**5**	**1**

GW RBI — Garvey. E — Kennedy. LOB — National 10, American 7. 2B — Herr, Murphy, Wallach and McGee. SB — Henderson, Strawberry, Winfield, Cruz and Garcia. SF — Brett. DP — National 1 (Pena-Sandberg-Reardon-Wallach).

PITCHING

National	IP	H	R	ER	BB	SO
LaMarr Hoyt (W)	3.0	2	1	0	0	0
Nolan Ryan	3.0	2	0	0	2	2
Fernando Valenzuela	1.0	0	0	0	1	1
Jeff Reardon	1.0	1	0	0	0	1
Rich Gossage	1.0	0	0	0	1	2
Totals	**9.0**	**5**	**1**	**0**	**4**	**5**

American	IP	H	R	ER	BB	SO
Jack Morris (L)	2.2	5	2	2	1	1
Jimmy Key	0.1	0	0	0	0	0
Bert Blyleven	2.0	3	2	2	1	1
Dave Stieb	1.0	0	0	0	1	2
Donnie Moore	2.0	0	0	0	0	1
Dan Petry	0.1	0	2	2	3	1
Willie Hernandez	0.2	1	0	0	1	2
Totals	**9.0**	**9**	**6**	**6**	**7**	**8**

WP — Valenzuela. HBP — Strawberry (by Blyleven). Umpires — McCoy, Kibler, Bremigan, Williams, Coble and Marsh.
T — 2:54. A — 54,960.

★ 85th All-Star Game ★

TUESDAY, JULY 15, 2014 AT TARGET FIELD

AMERICAN LEAGUE 5, NATIONAL LEAGUE 3

National	0	2	0	1	0	0	0	0	0	—	3	8	1
American	3	0	0	0	2	0	0	0	X	—	5	7	0

National	AB	R	H	RBI
Andrew McCutchen, cf	3	0	1	0
Charlie Blackmon, cf	2	0	0	0
Yasiel Puig, rf	3	0	0	0
Hunter Pence, rf	1	0	0	0
Troy Tulowitzki, ss	3	0	1	0
Starlin Castro, c	1	0	0	0
Paul Goldschmidt, 1b	3	0	0	0
Freddie Freeman, 1b	1	0	1	0
Giancarlo Stanton, dh	3	0	0	0
Anthony Rizzo, ph-dh	1	0	0	0
Aramis Ramirez, 3b	3	1	2	0
Todd Frazier, 3b	0	0	0	0
Chase Utley, 2b	1	1	1	1
Dee Gordon, pr-2b	1	1	0	0
Daniel Murphy, 2b	1	0	0	0
Jonathan Lucroy, c	2	0	2	2
Devin Mesoraco, c	1	0	0	0
Miguel Montero, c	1	0	0	0
Carlos Gomez, lf	2	0	0	0
Josh Harrison, lf	2	0	0	0
Totals	**35**	**3**	**8**	**3**

American	AB	R	H	RBI
Derek Jeter, ss	2	1	2	0
Alexei Ramirez, ss	2	1	1	0
Erick Aybar, ss	0	0	0	0
Mike Trout, lf	3	1	2	2
Brandon Moss, rf	1	0	0	0
Robinson Cano, 2b	2	0	0	0
Jose Altuve, 2b	0	0	0	1
Ian Kinsler, ph-2b	1	0	0	0
Miguel Cabrera, 1b	3	1	1	2
Jose Abreu, 1b	1	0	0	0
Jose Bautista, rf	2	0	0	0
Yoenis Cespedes, lf	2	0	0	0
Nelson Cruz, dh	2	0	0	0
Kyle Seager, ph-dh	2	0	0	0
Adam Jones, cf	2	0	0	0
Adrian Beltre, 3b	0	0	0	0
Josh Donaldson, 3b	2	0	0	0
Michael Brantley, cf	1	0	0	0
Salvador Perez, c	1	0	0	0
Derek Norris, c	2	1	1	0
Kurt Suzuki, c	0	0	0	0
Totals	**31**	**5**	**7**	**5**

E — Freeman. LOB — National 7, American 4. 2B — Utley, Lucroy (2), Tulowitzki, Ar. Ramirez, Jeter, Trout. 3B — Trout. HR — Cabrera. SF — Altuve. SB — McCutchen, Al. Ramirez.

PITCHING

National	IP	H	R	ER	BB	SO
Adam Wainwright	1.0	3	3	3	0	2
Clayton Kershaw	1.0	0	0	0	0	1
Alfredo Simon	1.0	1	0	0	0	1
Zack Greinke	1.0	0	0	0	0	2
Pat Neshek (L)	0.1	3	2	2	0	0
Tyler Clippard	0.2	0	0	0	0	0
Francisco Rodriguez	1.0	0	0	0	1	0
Craig Kimbrel	1.0	0	0	0	0	3
Tony Watson	0.1	0	0	0	0	0
Aroldis Chapman	0.2	0	0	0	0	0
Totals	**8.0**	**7**	**5**	**5**	**1**	**9**

American	IP	H	R	ER	BB	SO
Felix Hernandez	1.0	1	0	0	0	2
Jon Lester	1.0	3	2	2	0	0
Yu Darvish	1.0	0	0	0	0	1
Chris Sale	1.0	1	1	1	0	1
Max Scherzer (W)	1.0	1	0	0	0	2
Scott Kazmir	0.2	1	0	0	0	1
Koji Uehara	0.1	0	0	0	0	1
Greg Holland	1.0	0	0	0	0	1
Sean Doolittle	0.2	1	0	0	0	2
Fernando Rodney	0.1	0	0	0	1	1
Glen Perkins (S)	1.0	0	0	0	0	1
Totals	**9.0**	**8**	**3**	**3**	**1**	**13**

WP — Simon, Hernandez. HBP — Utley. Umpires — Cederstrom, Nelson, Davidson, Barry.
T — 3:13. A — 41,048

★ TWINS ALL-TIME ALL-STAR SELECTIONS ★

1961 Harmon Killebrew, 1B (x2)
Camilo Pascual, SP
1962 **Earl Battey, C** (x2)
Jim Kaat, SP
Camilo Pascual, SP (x2)
Rich Rollins, 3B (x2)
1963 Bob Allison, OF
Earl Battey, C
Harmon Killebrew, OF
Zoilo Versalles, SS
1964 **Bob Allison, 1B**
Jimmie Hall, OF
Harmon Killebrew, OF
Tony Oliva, OF
Camilo Pascual, SP
1965 **Earl Battey, C**
Jim Grant, SP
Jimmie Hall, OF
Harmon Killebrew, 1B
Tony Oliva, OF
Zoilo Versalles, SS
1966 Earl Battey, C
Jim Kaat, SP
Harmon Killebrew, 3B
Tony Oliva, OF
1967 **Rod Carew, 2B**
Dean Chance, SP
Harmon Killebrew, 1B
Tony Oliva, OF
1968 **Rod Carew, 2B**
Harmon Killebrew, 1B
Tony Oliva, OF
1969 **Rod Carew, 2B**
Harmon Killebrew, 3B
Tony Oliva, OF
John Roseboro, C
1970 Rod Carew, 2B
Harmon Killebrew, 3B
Tony Oliva, OF
Jim Perry, SP
1971 Leo Cardenas, SS
Rod Carew, 2B
Harmon Killebrew, 1B
Tony Oliva, OF
Jim Perry, SP
1972 **Rod Carew, 2B**
1973 Bert Blyleven, SP
Rod Carew, 2B
1974 **Rod Carew, 2B**
1975 **Rod Carew, 2B**
1976 **Rod Carew, 1B**
Butch Wynegar, C
1977 **Rod Carew, 1B**
Larry Hisle, OF
Butch Wynegar, C
1978 **Rod Carew, 1B**
1979 **Roy Smalley, SS**
1980 Ken Landreaux, OF
1981 Doug Corbett, RP
1982 Kent Hrbek, 1B
1983 Gary Ward, OF
1984 Dave Engle, C
1985 Tom Brunansky, OF
1986 **Kirby Puckett, OF**
1987 Kirby Puckett, OF
1988 Gary Gaetti, 3B
Tim Laudner, C
Kirby Puckett, OF
Jeff Reardon, RP
Frank Viola, SP
1989 Gary Gaetti, 3B
Kirby Puckett, OF
1990 Kirby Puckett, OF
1991 Rick Aguilera, RP
Scott Erickson, SP+
Jack Morris, SP
Kirby Puckett, OF
1992 Rick Aguilera, RP
Chuck Knoblauch, 2B
Kirby Puckett, OF
1993 Rick Aguilera, RP
Kirby Puckett, OF
1994 Chuck Knoblauch, 2B
Kirby Puckett, OF
1995 **Kirby Puckett, OF**
1996 Chuck Knoblauch, 2B
1997 Chuck Knoblauch, 2B
1998 Brad Radke, SP
1999 Ron Coomer, 3B
2000 Matt Lawton, OF
2001 Cristian Guzman, SS
Joe Mays, SP
Eric Milton, SP
2002 Eddie Guardado, RP
Torii Hunter, OF
A.J. Pierzynski, C
2003 Eddie Guardado, RP
2004 Joe Nathan, RP
2005 Joe Nathan, RP
Johan Santana, SP
2006 Francisco Liriano, SP
Joe Mauer, C
Johan Santana, SP
2007 Torii Hunter, OF
Justin Morneau, 1B
Johan Santana, SP
2008 Joe Nathan, RP
Joe Mauer, C
Justin Morneau, 1B
2009 Joe Nathan, RP
Joe Mauer, C
Justin Morneau, 1B
2010 **Joe Mauer, C**
Justin Morneau, 1B+
2011 Michael Cuddyer, OF
2012 Joe Mauer, C
2013 **Joe Mauer, C**
Glen Perkins, RP
2014 Glen Perkins, RP
Kurt Suzuki, C
2015 Glen Perkins, RP
Brian Dozier, 2B

Bold denotes voted as starter
+ Did not play due to injury

MANAGERS/COACHES

1965 Sam Mele, CH
1966 Sam Mele, MGR
1976 Gene Mauch, CH
1983 Billy Gardner, CH
1988 Tom Kelly, MGR
1991 Tom Kelly, CH
1992 Tom Kelly, MGR
2003 Ron Gardenhire, CH
2007 Ron Gardenhire, CH
2014 Ron Gardenhire, CH

FINAL VOTE NOMINATIONS

2004 Lew Ford, OF
2005 Torii Hunter, OF
2006 Francisco Liriano, SP+
2007 Pat Neshek, RP
2010 Delmon Young, OF
2015 Brian Dozier, 2B+

+ Replaced injured player but was not voted in

TWINS CAREER ALL-STAR SELECTIONS

1.	Rod Carew	12
2.	Harmon Killebrew	11
3.	Kirby Puckett	10
4.	Tony Oliva	8
5.	Joe Mauer	6

TWINS CAREER ALL-STAR STARTING SELECTIONS

1.	Rod Carew	11
2.	Kirby Puckett	6
3.	Joe Mauer	4
	Harmon Killebrew	4
	Earl Battey	4

MISCELLANEOUS

MINNESOTA TWINS IN THE COMMUNITY

The players, coaches, former players and employees of the Minnesota Twins support nonprofit organizations throughout the Upper Midwest and Southwest Florida. Through in-kind and cash donations, player appearances and promotional support, the Twins help raise needed funds for charity.

MINNESOTA TWINS COMMUNITY SUPPORT

- **Twins Players** » Raise funds for charities with events like TwinsFest, Glen Perkins' "15's 5K" for Cystic Fibrosis, Perkins' and Brian Duensing's Lefties Lunkers for Leukemia, as well as hospital and school visits and community events.
- **Former Players** » Kent Hrbek, Rod Carew, Tony Oliva, Bert Blyleven and others raise funds for charities through their events and appearances.
- **Educational Programs** » Programs such as Perfect Attendance - Perfect Game, Father of the Year Essay Contest, and partnerships with Athletes Committed to Educating Students (ACES) and Project Success.
- **Homelessness** » Fundraisers for local shelters and partnerships with People Serving People, Common Bond, Heading Home MN, Salvation Army Harbor Light and Mary's Place.
- **Youth Recreation/Healthy Living** » Programs such as the Hennepin County Step-to-it Challenge, Boys and Girls Clubs of the Twin Cities and Courage Center and the "Rolling Twins".
- **In-Kind Giving** » More than 3,500 auctions and fundraisers donated to in 2015 (autographs, game experience, etc).

For more information about the Twins Community Fund or a program, please visit www.twinscommunityfund.org or call 800-33-TWINS.

MINNESOTA TWINS IN THE COMMUNITY

2016 TWINS COMMUNITY FUND PROGRAMS

The Minnesota Twins Community Fund was chartered as an independent public charity in 1991 to lead the team's community work. The Fund's mission is:

> "To enrich local and regional communities by providing resources for the healthy development of children and families through an association with baseball, softball and the Minnesota Twins."

The work of the Twins Community Fund is made possible by the generous support of the Minnesota Twins Baseball Club, our corporate partners Target, U.S. Bank, Treasure Island Resort & Casino, Delta Air Lines, Twins players and especially Twins fans.

The Fund will meet its mission through the operation of the following programs and activities benefiting Upper Midwest and Southwest Florida communities, including the distribution of more than $1.4 million in 2016.

RECREATION PROGRAMS

- Fields for Kids grants renovate or construct youth baseball and softball fields.
- Twins Youth Clinics provide free youth baseball and softball instruction.
- Play Ball! Minnesota is a collaboration of youth baseball and softball organizers working together to promote and improve baseball and softball (www.playballmn.com).
- Reviving Baseball in Inner Cities (R.B.I.) organizes summer youth baseball and softball programs in Minneapolis and St. Paul.
- R.B.I. Academy provides baseball and softball skills training for R.B.I. participants.
- Summer Baseball/Softball Camp Scholarships provide economically disadvantaged youth the opportunity to attend summer baseball/softball advanced instructional camps.
- Youth Coaching Grants provide funds to pay college or high school students to coach or administer youth teams.
- Jr. Twins provides youth baseball and softball organizations in the Upper Midwest with monetary grants and educational resources they need to train coaches, run their leagues and get more kids in the game.

EDUCATION PROGRAMS

- The R.B.I. Scholarship Program provides scholarships to college-bound R.B.I. participants.

RECOGNITION PROGRAM

- Carl R. Pohlad Award recognizes the outstanding community involvement and on-field performance of a current Twins player each season.
- Kirby Puckett Award recognizes a Twins alumni player or coach who best exemplifies Kirby's legacy of community service and involvement.
- Play Ball! Minnesota Terry Ryan Award recognizes a member of the Minnesota baseball and/or softball community that is a leader in supporting the game of youth baseball and/or softball by contributing to the advocacy and promotion of the game and its participants.

TICKET DONATION PROGRAM

- TwinsCare is supported by Twins players and corporate partners who donate Twins home game tickets to youth-serving nonprofit organizations.

MAJOR FUNDRAISING EVENTS/INITIATIVES

- **TwinsFest (January 29-31, 2016)**
- **Twins Welcome Home Luncheon (April 2016)**
- **Broadcast Auction (Summer 2016)**
- **TownBall Classic (Summer 2016)**
- **Catch on the Field (June and August, 2016)**
- **Twins Split the Pot Raffle at Target Field (Every Twins home game)**

The Minnesota Twins Community Fund is governed by a board of directors comprised of a majority of members from the Upper Midwest. 2016 board members are:

COMMUNITY MEMBERS

Dan Johnson, Chair – Hopkins Public Schools
Shelley Buck – Prairie Island Indian Community
Brad Finstad – Center for Rural Policy and Development
Kelly Larson – Summit Brewery
Bob McFarlin – Twin Metals Minnesota
Carol Rodgers – Carol Rodgers and Associates
Kathy Umland – Martin Williams Advertising
Lisa Ziebell – Glenville-Emmons Schools
Bernard Brinkley – Robins, Kaplan LLP
Amy Dahl – The Toro Corporation
Neil Johnson – Shakopee Public Schools
Bill Lentsch – Delta Airlines
Tiffany Richardson – University of Minnesota
Alex Rowell – Minnesota Amateur Sports Commission
Samuel Verdeja – Semillas and Associates

INSTITUTIONAL MEMBERS

Dave St. Peter - Minnesota Twins
Kent Stone - U.S. Bank
Joe Mauer - Minnesota Twins
Corey Koskie - Minnesota Twins
Alisha Perkins - Twins Wives Association

TWINS RETIRED NUMBERS

HARMON KILLEBREW 3

One of the greatest home run hitters of all time, Harmon Killebrew will forever be remembered by Twins fans as the 'Killer' for his prolific clouts. A member of the Twins from their inaugural Minnesota season in 1961, Killebrew hit 573 career home runs, 475 of them in his 14 seasons with the Twins, and ranks 11th on the all-time home run list and third (behind Babe Ruth and Alex Rodriguez) in American League history. He hit over 40 home runs on eight occasions, and 30-plus 10 times, while driving in 100-plus runs nine times.

Killebrew was the American League's Most Valuable Player in 1969 when he hit 49 home runs with an amazing 140 RBI and 145 walks, all team records that still stand. He was elected to the Baseball Hall of Fame in 1984, the first Twin to receive that honor. He had his number 3 formally retired May 4, 1975, was selected to the Twins 25th Anniversary Team in 1986 and 40th Season Anniversary All-Time Team in 2000. He was inducted into the Twins Hall of Fame on August 12, 2000 and named one of the "50 Greatest Twins" in 2010.

Killebrew passed away on May 17, 2011.



ROD CAREW 29

No Twins fan will ever forget the graceful power of Rod Carew's hitting stroke. Nor will any baseball enthusiast ever forget the summer of 1977, when Carew made his determined run at the untouchable .400 mark, because, just as Killebrew embodied the power of the game, Carew represented its finesse.

He was a career .328 hitter over his 19 major league seasons and was the winner of seven American League batting titles, all during his 12 years with Minnesota. Carew hit .300 or better 15 consecutive seasons and finished his career with 3,053 hits, which places him 24th among the all-time hit leaders and makes him one of only 29 players to collect 3,000 or more career hits.

Carew, who won the American League Most Valuable Player award in 1977, was elected to the Baseball Hall of Fame on the first ballot in 1991. He had his number 29 retired July 19, 1987, was selected to the Twins 25th Anniversary Team in 1986 and the 40th Season Anniversary All-Time Team in 2000. He was inducted into the Twins Hall of Fame on August 12, 2000 and was named one of the "50 Greatest Twins" in 2010.



TONY OLIVA 6

Pedro 'Tony' Oliva Jr., or 'Tony-O' to those who followed his 24-year career as a Twins player and coach, was a man who seemed to excel in all aspects of the game. He could hit for power and average, run, field and throw, and his versatility made him one of the most feared hitters of his day.

Tony-O collected 1,917 hits and retired with a .304 career average. He is the only player to win batting titles in his first two seasons and was the winner of three in his 15-year career, which still stands as the club's longevity mark. His prowess as a hitter was demonstrated in the fact that he led the league in hits five times and his 220 career home runs rank fourth all-time among Twins. If not for knee problems which cut his career short, Oliva would have been a certain choice for the National Baseball Hall of Fame.

Oliva, the 1964 American League Rookie of the Year, began his coaching career in 1976. He now works as a hitting instructor in the Twins minor league system and scouts for the club. He had his number 6 retired July 14, 1991, was selected to the Twins 25th Anniversary Team in 1986 and the 40th Season Anniversary All-Time Team in 2000. He was inducted into the Twins Hall of Fame on August 12, 2000 and was named one of the "50 Greatest Twins" in 2010.



KENT HRBEK 14

Kent Hrbek grew up in the shadows of Metropolitan Stadium in Bloomington and was destined to become a Minnesota Twin. The big kid had more fun than most and treated Twins fans to much excitement from the day he donned a Twins uniform, homering in his major league debut in the 12th inning at Yankee Stadium to give the Twins a win on August 24, 1981. He finished his career with 293 home runs, 1,086 RBI and 838 walks, all good for second most in club history.

Hrbek, who was runner-up to Cal Ripken Jr. for American League Rookie of the Year in 1982, made his only All-Star appearance that season. He was most appreciated by his teammates and Twins fans for his upper-deck power, agility and for being one of the best ever to play first base. He is among club leaders in nearly every offensive category, but may be best remembered for his Game 6 grand slam in the 1987 World Series, or for his tag of Atlanta's Ron Gant in Game 2 of the 1991 World Series. He had his number 14 formally retired August 13, 1995 and was selected to the Twins 40th Season Anniversary All-Time Team in 2000. He was inducted into the Twins Hall of Fame on August 12, 2000, was selected to the All-Metrodome team in 2009 and named one of the "50 Greatest Twins" in 2010.

TWINS RETIRED NUMBERS

KIRBY PUCKETT 34

Considered by most to be the greatest Twin, 'Puck' was baseball's jewel for 12 incredible seasons. He was a hero from day one, when he became the ninth player in history to collect four hits in his first game May 8, 1984 at California. The dramatic entrance proved to be just the first of many heroic performances leading up to his shining moment on October 26, 1991, during Game 6 of the World Series versus Atlanta. He went 3-for-4, robbed Ron Gant of an extra-base hit and became the ninth player to end a World Series game with a home run on the final pitch, off Charlie Leibrandt, in the 11th inning to force a seventh game.

The 10-time All-Star, 6-time Gold Glove Award winner and 5-time Silver Slugger Award winner had his career cut short when he awoke with blurred vision caused by glaucoma on the morning of March 28, 1996. He was later forced to announce his retirement due to irreversible damage to the retina in his right eye on July 12. He retired as the Twins all-time leader in hits (2,304), doubles (414), total bases (3,453), at-bats (7,244) and runs (1,071).

Puckett was one of the game's greatest community leaders and was given Major League Baseball's Roberto Clemente Man of the Year Award in 1996. He was elected to the Baseball Hall of Fame on the first ballot in 2001 and became the third-youngest living electee in baseball history (behind Sandy Koufax and Lou Gehrig). He had his number 34 formally retired May 25, 1997 and was selected to the Twins 40th Season Anniversary All-Time Team in 2000. He was inducted into the Twins Hall of Fame on August 12, 2000, was selected to the All-Metrodome Team in 2009 and named one of the "50 Greatest Twins" in 2010. Puckett passed away on March 6, 2006.

BERT BLYLEVEN 28

After breaking into the big leagues at the age of 19, Blyleven would go on to pitch 11 of his 22 major league seasons with the Twins (1970-76 and 1985-88). His knee-buckling curve ball, competitive drive and his knack for being the clubhouse "prankster" are only a few reasons why Blyleven had a successful career.

Blyleven was named the 1970 American League Rookie Pitcher of the Year and was selected to the American League All-Star Team in 1973 and 1985. He finished his Twins career with a record of 149-138 and a 3.28 ERA. His 2,035 strikeouts are the most in Twins history, while his 149 wins rank second.

The winner of two World Series Championships (1979 with Pittsburgh and 1987 with Minnesota), Blyleven ranks fifth on the Major League Baseball's all-time strikeouts list with 3,701.

His number 28 was formally retired July 16, 2011, becoming the first Twins pitcher to have his number retired. Blyleven was selected to the Twins 40th Season Anniversary All-Time Team in 2000. He was inducted into the Twins Hall of Fame in 2002, was selected to the All-Metrodome Team in 2009 and named one of the "50 Greatest Twins" in 2010. Blyleven was inducted into the National Baseball Hall of Fame in Cooperstown, NY on July 24, 2011, becoming the first Hall of Famer born in the Netherlands.

TOM KELLY 10

"TK" took over the managerial duties for the Twins on September 12, 1986. In his first full season (1987) as the skipper, he led the Twins to their first World Series Championship. He led the club to their second ever World Series victory in 1991, which marked the first time in major league history that a team went from last place one season to World Champions the next.

Kelly had a managerial record of 1140-1244, which places him first on the Twins All-Time list in wins and games managed. At the time of his retirement after the 2001 season, Kelly was the longest tenured manager/coach in all of major sports. His number 10 was formally retired September 8, 2012, becoming the first Twins manager to have his number retired. Kelly was selected manager on the Twins 40th Season Anniversary All-Time Team in 2000 and one of the "50 Greatest Twins" in 2010.



JACKIE ROBINSON 42

Jackie Robinson broke baseball's color barrier when Branch Rickey brought him up to the Brooklyn Dodgers in 1947. He brought a dynamic style of play to the game and terrorized the base paths. Robinson also proved to be an excellent hitter and a superb defensive infielder. He was voted the National League MVP in 1949 when he hit a league-leading .342 and drove in 124 runs. He batted .311 in his 10-year career and set several fielding records for second basemen.

In conjunction with the 50th anniversary celebration of Robinson breaking baseball's color barrier, Commissioner Bud Selig announced on April 15, 1997 at Shea Stadium that Major League Baseball will retire his uniform number 42 in perpetuity. The Minnesota Twins officially retired his number on May 23, 1997.

MINNESOTA TWINS HALL OF FAME

The Minnesota Twins Hall of Fame, which honors players, coaches and off-field personnel who have contributed to the organization's growth and success since the Twin Cities broke into the major leagues in 1961, was created as part of the club's 40th Season Celebration in 2000.

The inaugural class of Twins Hall of Famers, inducted on August 12, 2000, included Harmon Killebrew, Rod Carew, Tony Oliva, Kent Hrbek, Kirby Puckett and Calvin Griffith. The 2001 class included Herb Carneal and Jim Kaat while Bert Blyleven and Tom Kelly were inducted in 2002. Bob Allison and Bob Casey were inductees for 2003, Earl Battey was honored in 2004, Carl Pohlad and Frank Viola in 2005, Zoilo Versalles in 2006, Gary Gaetti and Jim Rantz in 2007, Rick Aguilera in 2008, Brad Radke and George Brophy in 2009, Greg Gagne in 2010, Jim Perry in 2011, Camilo Pascual in 2012 and Eddie Guardado and Tom Mee in 2013, Chuck Knoblauch was elected in 2014, no player or non-player was elected in 2015 and Torii Hunter and John Gordon were elected in 2016.

Below is the criteria for the Minnesota Twins Hall of Fame.

Player – Service time of three seasons with Twins and retirement from Major League Baseball. Voting is conducted by a 66-member committee, which includes the fan vote as one "member." All vote getters with at least 60% of the vote are elected.

Non-Player – Will be elected by a 23-member veterans committee consisting of all living Twins Hall of Fame members, Twins front office personnel and local Twins historians. Those eligible to be voted into the Twins Hall of Fame via the Veterans Committee balloting include owners, managers, coaches, scouts, broadcasters, media and front office personnel. All vote getters with at least 60% of the vote are elected.

★ CLASS OF 2000 ★

HARMON KILLEBREW
FIRST BASEMAN, 1961-74 (SEE PAGE 406)

ROD CAREW
SECOND BASEMAN, 1967-78 (SEE PAGE 406)

TONY OLIVA
OUTFIELDER, 1962-76 (SEE PAGE 406)

KENT HRBEK
FIRST BASEMAN, 1981-94 (SEE PAGE 406)

KIRBY PUCKETT
OUTFIELD, 1984-95 (SEE PAGE 407)

CALVIN GRIFFITH
PRESIDENT & PRINCIPAL OWNER, 1961-1983

Griffith was instrumental in bringing Major League Baseball to the state of Minnesota. He moved the Washington Senators to the Twin Cities for the 1961 season, providing Minnesota with their first Major League Baseball team.

In his 24 seasons as president and principal owner, the Twins were 1,930-1,887 with three American League West Division championships (1965, 69 and 70), one AL pennant (1965) and one All-Star Game (1965) while attracting 25,664,104 fans.

Griffith was involved in baseball for over 60 years and was known not only for his keen eye of baseball talent, but his deep passion for the game. He was a member of the inaugural class of the Twins Hall of Fame, inducted August 12, 2000. Griffith passed away from complications from a kidney infection on October 20, 1999. He was memorialized in the Metrodome with a row of seats from Metropolitan Stadium. "Calvin's" seats hosted underprivileged families at every Twins home game.

★ CLASS OF 2001 ★

HERB CARNEAL
RADIO BROADCASTER, 1962-2006

The dean of American League radio broadcasters, Carneal was a broadcaster of Twins games for 44 years. He was the 1996 recipient of the Ford C. Frick Award, the highest honor given to a baseball broadcaster, which is presented annually to broadcasters who make major contributions to baseball and its fans.

Hired away from the Baltimore Orioles in 1961, where he was part of the play-by-play team for five years, Carneal was behind the microphone for all but the first of the Twins first 45 seasons in Minnesota. Carneal passed away on April 1, 2007. The H.H.H. Metrodome baseball pressbox was named in his legacy, as is the Target Field pressbox.

JIM KAAT
LEFT-HANDED PITCHER, 1961-73

Kaat spent 13 of his 25 major league seasons with the Twins and won 10 or more games for the Twins in every season except his first (1961), when he won nine games. Kaat's best season of his career came in 1966 when he was selected to his second of three career All-Star appearances (1962 and 75). He finished the season 25-13 with a 2.75 ERA, leading the league in games started, wins, innings pitched and complete games. Kaat won 16 consecutive Rawlings Gold Gloves from 1962-77.

Kaat pitched in the postseason in two separate years for the Twins, the 1965 World Series and the 1970 American League Championship Series. He is the Twins all-time leader in wins (189), games started (422) and innings pitched (2959.1), and is second in complete games (133), shutouts (23) and strikeouts (1824). Kaat was also selected as the left-handed pitcher on the Twins 25th Anniversary Team in 1986 and on the Twins 40th Season Anniversary All-Time Team in 2000. In 2010, he was named one of the "50 Greatest Twins."

★ CLASS OF 2002 ★

BERT BLYLEVEN
RIGHT-HANDED PITCHER, 1970-76 & 85-88 (SEE PAGE 407)

TOM KELLY
MANAGER, 1986-2001 (SEE PAGE 407)

★ CLASS OF 2003 ★

BOB ALLISON
OUTFIELDER, 1961-70

Allison was the American League Rookie of the Year and an All-Star while beginning his career with the Washington Senators in 1959. He continued his success in the major leagues when the Senators moved to Minnesota in 1961. Allison will be remembered most by Twins fans for his diving catch in Game 2 of the 1965 World Series. He was also selected to the All-Star team in the 1963 and 64 seasons. Allison was named the left fielder on the Twins 25th Anniversary Team in 1986, as an outfielder on the Twins 40th Season Anniversary All-Time Team in 2000 and as one of the "50 Greatest Twins" in 2010. The Twins honored his legacy starting in 2005 with the Bob Allison Award for Leadership.

Allison passed away after a long battle with ataxia in 1995.

BOB CASEY
PUBLIC ADDRESS ANNOUNCER, 1961-2004

The only public address announcer the team had ever known, Casey was a part of the Twins since the move from Washington in 1961. With his voice being a fixture for Twins fans, he exuded enthusiasm and excitement game after game, year after year. From the first pitch at Metropolitan Stadium in 1961 to his final game in 2004, Casey was the man behind the microphone.

Casey passed away in 2005 from complications with liver cancer.

★ CLASS OF 2004 ★



EARL BATTEY
CATCHER, 1961-67

Battey spent parts of 13 seasons in the big leagues including seven with Minnesota from 1961-67. In his seven seasons as a Twin, he batted .278 (768-for-2762) with 76 home runs and 350 RBI in 853 games. He was instrumental in the Twins 1965 World Series appearance vs. the Los Angeles Dodgers, after batting .297 in 131 games during the regular season.

Battey's numerous accolades include four All-Star appearances (1962, 63, 65 and 66), three Rawlings Gold Glove Awards as a catcher (1960, 61 and 62), three top ten American League MVP Award finishes (1960, 63 and 65) and the 1963 Calvin R. Griffith Award as Most Valuable Twin. Battey was selected as the catcher on the Twins 25th Anniversary Team in 1986 and on the Twins 40th Season Anniversary All-Time Team in 2000, and was named one of the "50 Greatest Twins" in 2010.

Battey passed away in 2003 from complications with cancer.

★ CLASS OF 2005 ★

CARL R. POHLAD
OWNER, 1984-2009

With the franchise facing a possible move out of state, Pohlad purchased the Twins in 1984. He was motivated by a sense of community responsibility and a feeling that major league sports, particularly baseball, are important assets that contribute to the quality of life in the community.

Pohlad enjoyed great success upon taking ownership of the Twins by providing leadership that resulted in two World Series Championships in 1987 and 1991 and back-to-back-to-back American League Central Division Championships from 2002-04.

The on-field success of the franchise was largely due to Pohlad's ability to build and manage an exceptional baseball organization with a strong emphasis on player development. In addition, the Pohlad family has given millions of dollars and countless hours of their time back to the community and region through programs in the Twins Community Fund and the Carl and Eloise Pohlad Family Foundation.

Pohlad passed away on January 5, 2009.

FRANK VIOLA
LEFT-HANDED PITCHER, 1982-89

"Sweet Music" was a mainstay in the Twins starting rotation from 1982-89, winning at least 16 games each season from 1984-88 and helping the Twins to their first World Series Championship in 1987.

Viola was named 1987 World Series MVP, posting wins in Games 1 and 7 and had his finest individual season in 1988 when he posted a 24-7 record with a 2.64 ERA to earn American League Cy Young Award honors.

Viola ranks among the top 10 in several Twins all-time pitching categories, including wins (112, 5th), games started (259, 4th), complete games (54, 6th), shutouts (10, tied for 7th), innings pitched (1,772.2, 5th), and strikeouts (1,214, 5th). Viola was named an American League All-Star in 1988, was selected along with Jim Kaat as left-handed pitchers on the Twins 40th Season Anniversary All-Time Team in 2000 and was named one of the "50 Greatest Twins" in 2010.

★ CLASS OF 2006 ★

ZOILO VERSALLES
SHORTSTOP, 1961-67

Zoilo Versalles led the Twins to their first World Series appearance in 1965. He was a slick-fielding shortstop through his seven seasons (1961-67) as a Twin, winning the American League MVP award in 1965 when he hit .273 with 19 home runs and a career-high 77 RBI. Versalles also earned the second of two Rawlings Gold Glove Awards in 1965 and made the second of his two All-Star Game appearances that same season.

In 1965, Versalles led the American League in runs (126), total bases (308), doubles (45), triples (12) and extra-base hits (76). He spent 12 seasons in the major leagues, playing in 1,400 games with Washington (1959-60), Minnesota (1961-67), Los Angeles Dodgers (1968), Cleveland (1969), Washington Senators (1969) and Atlanta (1971). Versalles was named one of the "50 Greatest Twins" in 2010.

Versalles passed away on June 9, 1995.

★ CLASS OF 2007 ★

GARY GAETTI
THIRD BASEMAN, 1981-90

Gaetti, a four-time Rawlings Gold Glove third baseman (1986-89), played 10 seasons for the Twins from 1981-90 and was the Opening Day third baseman nine consecutive years (1982-90). Gaetti helped guide the Twins to their first World Championship in 1987 as he hit 31 homers and drove in a team-high 109 runs.

During the 1987 ALCS against Detroit, Gaetti hit .300 (6-for-20) with two home runs, five RBI and was named the Series MVP. A two-time American League All-Star, Gaetti ranks seventh in RBI (758), eighth in games (1361), at-bats (4989), doubles (252) and home runs (201), ninth in total bases (2181) and hits (1276) and tied for 11th in runs scored (646) on the Twins all-time lists. His .977 fielding percentage in 1988 is still the highest single season percentage by a Twins third baseman.

Gaetti spent 20 seasons in the major leagues, playing in 2,507 games with Minnesota (1981-90), California (1991-93), Kansas City (1993-95), St. Louis (1996-98), Chicago Cubs (1998-99) and Boston (2000). He was named one of the "50 Greatest Twins" in 2010.

JIM RANTZ

PITCHER & FRONT OFFICE, 1961-2012

Jim Rantz was a member of the Twins since its inception in 1961 and retired after the 2012 season. The former Golden Gopher signed his first professional contract with the Washington Senators in 1960. After spending five years as a player and minor league manager, he joined the Twins front office following the 1965 season.

He spent four years as Assistant Public Relations Director before moving into the minor league and scouting department. Rantz was named Director of Minor League Operations in January of 1986 and assumed full administration of the Twins minor league baseball operations. In 1997, he was the TOPPS' Long and Meritorious Service Award winner. Under the guidance of Rantz, the Twins organization was named TOPPS' Organization of the Year in 2000 and again recognized by *Baseball America* as Organization of the Year in 2002 and 2004. In 2008, he was selected by Minor League Baseball as the first recipient of the Sheldon "Chief" Bender award for distinguished service, player development and fostering good relationships with the organization's affiliates. In 2015, he was named President of the Association of Professional Ballplayers of America.

★ CLASS OF 2008 ★

RICK AGUILERA

RIGHT-HANDED PITCHER, 1989-95 & 96-99

Aguilera, a three-time All-Star pitcher (1991-93), played in parts of 11 seasons for the Twins from 1989-95 and 1996-99 and is second on the Twins franchise list with 254 saves. Aguilera helped guide the Twins to their second World Championship in 1991, as he posted a 2.35 ERA while recording 42 saves in 63 games. During the 1991 ALCS, "Aggie" recorded a save in three of the Twins four wins, including the decisive Game 5. He allowed just one hit in 3.1 scoreless innings during the series.

Aguilera's career-high 42 saves in 1991 ranked third in the American League, and he recorded 30-or-more saves in five seasons with the Twins. Aguilera also ranks second all-time among Twins players with 490 career appearances.

He spent 16 seasons in the major leagues, appearing in 732 games (89 starts) with the New York Mets (1985-89), Minnesota, Boston (1995) and Chicago Cubs (1999-2000). Aguilera's 318 career saves rank 16th on Major League Baseball's all-time saves list. He was named one of the "50 Greatest Twins" in 2010.

★ CLASS OF 2009 ★

BRAD RADKE

RIGHT-HANDED PITCHER, 1995-2006

Radke, who was originally drafted in the eighth round of the 1991 First-Year Player Draft, played his entire career with the Twins (1995-2006) and was the Opening Day starter nine times, including seven consecutive seasons from 1999-2005. Radke won 11 games in his rookie campaign in 1995 and won a career-high 20 games in 1997. He was named the American League Pitcher of the Month two times in his career, including July of 1997 when he went 6-0 with a 1.57 ERA and again in April of 2001 when he posted a 6-0 record with a 2.23 ERA.

The Wisconsin native, who was named to the 1998 American League All-Star team, ranks second on the Twins all-time list in starts (377), third in wins (148), strikeouts (1,467) and innings pitched (2451.0), and seventh in games (378). Radke had a career 4.22 ERA and went 2-3 with a 3.60 ERA in six Postseason starts, including 2-0 in the 2002 Division Series vs. Oakland. He was named one of the "50 Greatest Twins" in 2010.

GEORGE BROPHY

FRONT OFFICE, 1961-85

Brophy was an original member of the Twins organization in 1961. When the Twins replaced the Class AAA Minneapolis Millers and the St. Paul Saints as the featured team in Minnesota in 1961, Brophy, who was the Millers general manager, went to work for Sherry Robertson in the minor league department.

After Robertson's death in 1969, Brophy was named the Twins Vice President in October of 1970 and oversaw the minor league system and scouting departments. Brophy held the position until 1985 when health problems triggered an early retirement from the Twins organization.

Brophy's duties included full administration of the minor league departments, including the working relationships with the Twins minor league affiliates. He was responsible for player moves at the minor league level and for the development of young talent for the major league club. Brophy also handled contract negotiations with minor league players. In 1984, he was named the Topps' Long Meritorious Service Award winner.

Brophy, who also served as a special assignment scout for the Houston Astros before he retired in 1996, passed away in 1998 at the age of 72 from complications stemming from aplastic anemia.

★ CLASS OF 2010 ★

GREG GAGNE
SHORTSTOP, 1983–92

Gagne, who was originally drafted in the fifth round of the 1979 First-Year Player Draft by the New York Yankees, was traded to Minnesota in April of 1982 and debuted with the Twins the following season.

The 15-year veteran played 10 seasons with the Twins (1983-92) and became the Twins everyday shortstop in 1985. Gagne appeared in 1,140 games for the Twins, while posting a .980 career fielding percentage as the Twins shortstop.

The Massachusetts native was a member of both 1987 and 1991 World Championship teams and did not commit an error in 37 total chances during the seven-game series vs. Atlanta in 1991. In Game 1 of that series, Gagne helped guide the Twins to a 5-2 victory with a three-run home run in the fifth inning off Braves starter Charlie Leibrandt.

In 2009, Gagne, was named to the Twins All-Metrodome Team commemorating the Twins era from 1982-2009 and was named one of the "50 Greatest Twins" in 2010.

★ CLASS OF 2011 ★

JIM PERRY
RIGHT-HANDED PITCHER, 1963–72

Perry played 17 seasons in the major leagues, including 10 with the Twins from 1963-72. He made back-to-back All-Star appearances in 1970 and 71 and won the American League Cy Young Award in 1970, leading the league with 24 wins and 40 starts. He became the first Twin to win the award after going 24-12 with a 3.04 ERA and striking out 168 in 278.2 innings pitched.

Perry went 128-90 with a 3.15 ERA during his time with the Twins and ranks fourth on the Twins all-time list in wins and innings pitched (1,883.1), is fifth in starts (249) and complete games (61) and sixth in strikeouts (1,025). His 3.15 ERA ranks first among Twins with a minimum of 1,000.0 innings pitched. He posted double-digit victories in six of his 10 seasons with the Twins, including three consecutive seasons of 17-plus wins from 1969-71. The North Carolina native went 12-7 with a 2.63 ERA in 1965, guiding the Twins to their first World Series appearance. He was named to the 40th Anniversary All-Time Team in 2000 and one of the "50 Greatest Twins" in 2010.

Perry pitched in 630 games at the major league level from 1959-75, playing for Cleveland, Minnesota, Detroit and Oakland. Born in 1935, Perry is the second-oldest living member of the Twins Hall of Fame. His brother, Gaylord, was inducted into the National Baseball Hall of Fame in 1991.

★ CLASS OF 2012 ★



CAMILO PASCUAL
RIGHT-HANDED PITCHER, 1961–66

Pascual played 18 seasons in the major leagues, including 13 with the Minnesota Twins and Washington Senators franchise from 1954-66. He was the first ever Twins All-Star in 1961 and has appeared in more All-Star games than any pitcher in franchise history since 1950, playing in five of six games from 1959-64.

He went 145-141 with a 3.66 ERA during his time with the Twins and Senators, ranking second on the franchise all-time list in shutouts (31), third in strikeouts (1,885), fourth in innings pitched (2,465.0) and fifth in wins (145) and starts (331). He went 88-57 with a 3.31 ERA in six seasons in a Twins uniform from 1961-66, ranking third in shutouts (18), seventh in strikeouts (994), and eighth in wins (88), innings pitched (1,284.2) and starts (179). He was the Twins first ever 20-game winner, recording 20 victories in 1962 and 21 in 1963, while leading the AL in complete games, shutouts and strikeouts in nearly every season from 1959-63. He pitched in 529 games at the major league level from 1954-71, playing for the Washington Senators, Minnesota Twins, Cincinnati, Los Angeles Dodgers and Cleveland.

Born in 1934, Pascual is the oldest living member of the Twins Hall of Fame. The Havana native is a member of the Latino Baseball Hall of Fame and Cuban Baseball Hall of Fame, ranking second to only Luis Tiant in strikeouts among Cuban-born major leaguers. Pascual was also selected to the Twins 25th anniversary team in 1986, the 40th anniversary team in 2000 and one of the "50 Greatest Twins" in 2010.

★ CLASS OF 2013 ★

EDDIE GUARDADO
LEFT-HANDED PITCHER, 1993–2003 & 08

Guardado played 17 years in the major leagues, including 12 seasons with the Twins from 1993-2003 and was traded back to the Twins in 2008. "Every Day Eddie" is the Twins all-time leader in games, appearing in 648 throughout his career, recording at least 60 appearances in eight different seasons.

The two-time All-Star became the club's closer from 2001-03 and helped lead the club to two division titles. He led the American League with 45 saves in 2002, while his 116 career saves as a Twin rank third most in club history.

His 83 games in 1996 and 45 saves in 2002 both rank second on the Twins all-time single season lists. He is one of just three pitchers in Twins history to record 40-plus saves in consecutive season, having done it in 2002 (45) and 2003 (41). Additionally, he is the Twins all-time leader in innings (579.0) for a reliever, and ranks second among Twins relievers in strikeouts (550) and wins (34).

The Stockton, California native was drafted by the Twins in the 21st round of the 1990 First-Year Player Draft and spent parts of his major league career with Seattle, Cincinnati and Texas. The left-hander was named one of the "50 Greatest Twins" in 2010.

TOM MEE

MEDIA RELATIONS, OFFICIAL SCORER & BROADCASTER, 1961–2007

Mee began his career in 1957 and was witness to the Twins first baseball game in 1961. Widely regarded as the organization's first employee, Mee had many roles within the organization, including serving as the club's backup radio and television announcer and public address speaker. He was most well-known for his role as Director of Media Relations, a position he held for 30 years.

The St. Paul native received the Robert O. Fischel award for Public Relations excellence in 1988 before retiring in 1991. He was the second ever recipient of the Herb Carneal Lifetime Achievement Award in 2007. Mee, who also served as the Twins official scorer after retirement, dedicated his life to baseball in Minnesota and is vastly responsible for the Twins rich history. The Tom Mee Library, which is located in the Baseball Communications office at Target Field, is named in his honor.

★ CLASS OF 2014 ★

CHUCK KNOBLAUCH*

SECOND BASEMAN, 1991–97

Knoblauch played 12 years in the major leagues, including seven seasons with the Twins from 1991-97. He finished his Twins career playing in 1,013 games, with 1,197 hits, 210 doubles, 51 triples, 43 home runs, 391 RBI, 513 walks and holds the Twins all-time career stolen base record with 272, including a Twins single season record of 62 steals in 1997. Additionally, his 140 runs scored in 1996 are still the Twins single-season club record, as he hit .341 that year. The four-time All-Star became the club's every day second baseman in 1991 when he appeared in 151 games, hitting .281, with 24 doubles, 25 stolen bases and a .351 on-base percentage, earning the 1991 American League Rookie of the Year honors. His 713 runs scored rank eighth on the Twins all-time list while his career .304 batting average ranks seventh.

The Houston, Texas native was drafted by the Twins in the first round (25th overall) of the 1989 First-Year Player Draft and spent parts of his major league career with the Yankees (1998-2001) and Kansas City (2002). The second baseman was named to the All-Metrodome Team in 2009 and named one of the "50 Greatest Twins" in 2010. He still remains the Twins all-time leader in several offensive categories by a second baseman.

*elected but not inducted

★ CLASS OF 2016 ★

JOHN GORDON

RADIO BROADCASTER, 1987–2011

Gordon joined the Twins in 1987 and spent 25 seasons as the Twins Radio play-by-play voice. The Detroit native, called both the Twins 1987 and 1991 World Championships and is widely known by Twins fans for his "Touch 'Em All" home run call, specifically Kirby Puckett's walk-off homer in Game 6 of the 1991 World Series.

He began his broadcasting career with the Spartanburg Phillies in 1965 and broadcasted for various sports and organizations, including the Baltimore Orioles, the University of Virginia, Triple-A Columbus and other affiliates of the Yankees organization.

For his work with the Spartanburg Phillies, Gordon was inducted into the South Atlantic League's Hall of Fame on June 19, 2001. He was also inducted into the Minnesota Broadcasting Hall of Fame on October 10, 2008.

Gordon played a fictional Twins broadcaster, Wally Holland, in the 1994 movie *Little Big League*. He called his final game on September 28, 2011. The Twins still honor his legacy by awarding a radio affiliate throughout Twins Territory each season with the John Gordon Award, and in 2011, the Twins radio booth was named in his honor.

TORII HUNTER

OUTFIELDER, 1997–2007 & 15

Hunter played 19 years in the major leagues, including 12 seasons with the Twins from 1997-2007 and again in 2015. Hunter, who is considered one of the most popular players in club history both on and off the field, helped lead the Twins to three consecutive AL Central division titles in 2002, 03 and 04, then again in 06. In 2002, Hunter became the first Twin since Kirby Puckett (1995) to start an All-Star Game and created one of the most iconic moments of his career, robbing Barry Bonds of a first inning home run. Known for his infectious smile and community efforts, Hunter was presented with the Branch Rickey Award in 2009, recognizing excellence in charity work.

He finished his Twins career playing in 1,373 games with 1,343 hits, 281 doubles, 26 triples, 214 home runs, 792 RBI, 739 runs scored, 354 walks and 128 stolen bases. Hunter was a five-time All-Star with the Twins, Angels and Tigers, won nine Rawlings Gold Glove Awards and won two Louisville Slugger Silver Slugger Awards over his 19-year career. He completed his Twins career ranking fifth on the Twins all-time list in home runs, sixth in RBI and extra-base hits (521), and seventh in games, hits, doubles, runs and total bases (2,318).

The Pine Bluff, AR native was drafted as a 17-year-old by the Twins in the first round (20th overall) of the 1993 First-Year Player Draft. He was named one of the "50 Greatest Twins" in 2010 and named to the "All-Metrodome" Team in 2009.

MINNESOTA TWINS BALLPARKS

METROPOLITAN STADIUM

- Construction began on June 20, 1955 and the facility opened in 1956 as the home of the Minneapolis Millers. Total cost of Metropolitan stadium was $10.3 million
- The Twins first game in Minnesota was played on April 21, 1961, a 5-3 loss to the Washington Senators.
- The "Met" played host to the All-Star Game on July 13, 1965. The National League beat the American League 6-5.
- Met Stadium also played host to the 1965 World Series and playoff games vs. Baltimore in 1969 and 1970.
- A shared facility, Metropolitan Stadium was also the home of the Minnesota Vikings (1961) and Minnesota Kicks (1976).
- Notable events such as a concert featuring the Eagles, Pablo Cruz and the Steve Miller Band (1978) as well as the Beatles (1965) took place at Met Stadium.
- Jack Kralick and Dean Chance tossed the only two no-hitters by Twins pitchers at Metropolitan Stadium. Kralick's was on August 26, 1962 in a 1-0 win vs. Kansas City and Chance's was on August 6, 1967 in a 2-0 win vs. Boston.
- On June 9, 1966 vs. Kansas City, the Twins set a major league record by hitting five home runs in one inning (Rich Rollins, Zoilo Versalles, Tony Oliva, Don Mincher and Harmon Killebrew).
- The longest home run ever hit by a Twin was on June 3, 1967 when Harmon Killebrew hit a 520-foot shot off Lou Burdette of the California Angels.
- Several members of the Twins won Major League Baseball awards while playing at Met Stadium: Three MVP Awards (Zoilo Versalles in 1965, Harmon Killebrew in 1969 and Rod Carew in 1977); one Cy Young Award (Jim Perry in 1970); three Rookie of the Year Awards (Tony Oliva in 1964, Rod Carew in 1967 and John Castino in 1979); one Manager of the Year Award (Sam Mele in 1965).
- On September 22, 1968, Cesar Tovar became the second player in major league history to play all nine positions in a game. He was also the first position player to start a game on the mound.

"MET" FIRSTS

GAME: April 21, 1961 vs. Washington Senators (WAS 5, MIN 3)
ATTENDANCE: 24,606
GAME TIME TEMP: 63 degrees
PITCHER: Camilo Pascual, Minnesota
BATTER: Marty Keough, Washington (singled)
TWINS BATTER: Zoilo Versalles (popped out)
HIT: Single by Keough, 1st inning
RUN: Keough, 1st inning
SINGLE: Keough, 1st inning
DOUBLE: Lenny Green, Minnesota, 6th inning
TRIPLE: Roy Sievers, Chicago White Sox, May 1, 1961
HOME RUN: Dale Long, Washington, 1st inning
GRAND SLAM: Mickey Mantle, Yankees, May 2, 1961, off Pascual
WALK: Danny O'Connell, Washington, 3rd inning
STRIKEOUT: Joe McClain, Washington, 3rd inning
STOLEN BASE: Jim Landis, Chicago White Sox, 7th inning
WINNING PITCHER: McClain
TWINS WIN: Saturday, April 22, 2961 (MIN 5, WAS 4)

"MET" LASTS

GAME: September 30, 1981 vs. Royals (KC 5, MIN 2)
ATTENDANCE: 15,900
GAME TIME TEMP: 56 degrees
PITCHER: Fredie Arroyo, Minnesota
BATTER: Roy Smalley, Minnesota (popped out)
TWINS BATTER: Smalley (pop up)
HIT: Single by Gary Ward, 9th inning
RUN: U.L. Washington, Kansas City, 4th inning
SINGLE: Ward in 9th inning
DOUBLE: Washington in 4th inning
TRIPLE: George Brett, Kansas City, September 9, 1981
HOME RUN: Clint Hurdle, Kansas City, 4th inning
GRAND SLAM: Lenny Randle, April 27, 1981, off Don Cooper
WALK: Darryl Motley, Kansas City, 9th inning
STRIKEOUT: Ward, 6th inning
STOLEN BASE: Washington, 2nd inning
WINNING PITCHER: Larry Gura, Kansas City
TWINS WIN: Sunday, September 27 (MIN 5, TEX 2)

MINNESOTA TWINS BALLPARKS

HUBERT H. HUMPHREY METRODOME

- Opened April 3, 1982, the Hubert H. Humphrey Metrodome was home to the Twins for 28 years. It was the third domed facility in baseball and remained the only air-supported structure of its kind until its demolition in January of 2014.
- The Metrodome is the only stadium in the world to play host to the World Series (1987 and 1991), Major League Baseball's All-Star Game (1985), the Super Bowl (XXVI, 1992) and the NCAA Final Four Basketball Tournament (1992 and 2001).
- Construction began on December 20, 1979 and was built by the state of Minnesota at a cost of approximately $68 million.
- Field dimensions were 343' down the leftfield line, 385' to the leftfield power alley, 408' to dead centerfield, 367' to the rightfield power alley and 327' down the line in right. The fence in leftfield and centerfield was 7' high (plexi-glass was on the left field wall from 1985-94, which made the wall 13' high) and the one in rightfield was 23' high, including 16' of plastic tarp installed in 1983.
- **April 14, 1983:** Roof deflated due to tear caused by heavy snow.
- **May 4, 1984:** Oakland's Dave Kingman hit a ball into one of roof's drainage holes in a 4th inning at-bat. The ball never came down and Kingman was awarded a ground rule double.
- **April 26, 1986:** Roof suffered slight tear due to high winds, causing a nine minute delay in the bottom of the seventh inning vs. California.
- **August 29, 1992:** A power outage in the third inning caused a 23 minute delay vs. New York.
- **August 5, 2001:** A power outage in the area of Minneapolis surrounding the Metrodome caused the air conditioning to shut down, heating the inside of the dome during the game to a high temperature of 91 degrees, as the Twins fell to the Royals, 10-5.
- **October 2, 2004:** The Twins and Indians were forced to suspend their game after the 11th inning due to a curfew rule in effect for the University of Minnesota football game.
- **October 2, 2005:** Upon the conclusion of his 50th year of broadcasting baseball, the Twins re-named the baseball pressbox "The Herb Carneal Press Box" in honor of their long-time radio broadcaster. Carneal died on April 1, 2007.
- **August 2, 2007:** The Twins and Royals postponed their 12:10 pm game, a day after Interstate 35W bridge collapse in Minneapolis.
- **October 11, 2009:** The Twins lose to the Yankees in the ALDS, marking the club's final game in the Metrodome.
- **December 19, 2013:** The Vikings defeat the Lions 14-13 in the final sporting event played in the Metrodome.
- **January 18, 2014:** As a portion of the demolition for the Minnesota Vikings' new stadium, the Metrodome roof is deflated. Demolition completed roughly mid-April of 2014.

METRODOME FIRSTS

GAME: April 6, 1982 vs. Seattle (SEA 11, MIN 7)
> **POSTSEASON GAME:** October 7, 1987 (LCS) vs. Detroit
ATTENDANCE: 52,279
GAME TIME TEMP: 70 in/28 out
PITCHER: Pete Redfern, Minnesota
BATTER: Julio Cruz, Seattle (struck out)
TWINS BATTER: Jim Eisenreich (grounded out)
HIT: Solo home run by Dave Engle, Minnesota, 1st inning
RUN: Engle in 1st inning
SINGLE: Jim Maler, Seattle, 3rd inning
DOUBLE: Manny Castillo, Seattle, 3rd inning
TRIPLE: Gary Gaetti, Minnesota, 2nd inning
HOME RUN: Engle in 1st inning
GRAND SLAM: Gary Ward, May 10, 1982, off Boston's Mike Torrez
WALK: Castillo in 5th inning
STRIKEOUT: Cruz in 1st inning
STOLEN BASE: Cruz in 5th inning
WINNING PITCHER: Floyd Bannister, Seattle
TWINS WIN: Wednesday, April 7, 1982 (MIN 7, SEA 5)

METRODOME LASTS

GAME: October 6, 2009 vs. Detroit (MIN 6, DET 5; 12 inn.)
> **POSTSEASON GAME:** October 11, 2009 (ALDS) vs. New York
ATTENDANCE: 54,088
GAME TIME TEMP: 68 in/43 out
PITCHER: Fernando Rodney, Detroit
BATTER: Alexi Casilla (walk-off single)
TWINS BATTER: Alexi Casilla (walk-off single)
HIT: Single by Alexi Casilla, 12th inning
RUN: Carlos Gomez, 12th inning
SINGLE: Alexi Casilla, 12th inning
DOUBLE: Brandon Inge, Detroit, 10th inning
TRIPLE: Michael Cuddyer, 10th inning
HOME RUN: Magglio Ordonez, Detroit 8th inning
GRAND SLAM: Delmon Young, October 2, 2009 off Lenny DiNardo
WALK: Delmon Young, 12th inning
STRIKEOUT: Gerald Laird, Detroit, 12th inning
STOLEN BASE: Gomez, October 4, 2009
WINNING PITCHER: Bobby Keppel
TWINS WIN: Tuesday, October 6, 2009 (MIN 6, DET 5)

Regular season only

HISTORY OF THE TWINS UNIFORMS

1961-71 Home

1961-71 Road

1972 Home

1972 Road

1973-86 Home

1973-86 Road

1987-2009 Home

1987-2009 Road



1997 Home Alternate



1997-09 Road Alternate

* TC and red hat also used

2000-09 Home Alternate

* Blue hat with "M" also used



2006-09
Home Alternate

HISTORY OF THE TWINS UNIFORMS



2009
Home Alternate

2010-13
Home Alternate



2010-14
Home

2010-Present
Home Alternate

2010-Present
Road

2011-Present
Road Alternate



2015-Present
Home
* Kasota Gold outlines TC on hat



2015-Present
Home Alternate
* Kasota Gold outlines TC on hat

HISTORY OF THE TWINS PRIMARY LOGO

1961-75

1976-86

1987-93

1994-2009
* Change of red in PMS tone

2010-Present

HISTORY OF THE TWINS UNIFORMS

SLEEVE PATCHES

Home 1961-86
Road 1961-71, 73-86

1969

Road 1972

1986

Home 1987-93

Road 1987-93

1991

1994

Home 1994-2001

Road 1994-2009

1997

2000

2000 Memorial
(Calvin R. Griffith)

2001

Post-September 11, 2001

Home 2002-09

2004 Memorial
(Eloise Pohlad)

2005

2006 Memorial
(Kirby Puckett)

2007 Memorial
(Herb Carneal)

August 1, 2008
(I35W Bridge Collapse)

Home 2009
(Metrodome Final Season)

Alternate Home
2009-Present

2009 Memorial
(Carl Pohlad)

Home 2010-Present
Alt Home 2010-Present

Road 2010-Present
Alt Road 2010-Present

Home and Alternate
2010

Road and Alternate
2010

2011 Memorial
(Harmon Killebrew)

2014

2015-Present

25TH ANNIVERSARY TEAM

In 1986, the Minnesota Twins celebrated 25 years of baseball in Minnesota. As part of that celebration, the Twins held a 25th Anniversary Reunion on July 31-August 3. The weekend began with a banquet in which the Silver Anniversary Team, voted by fans, was announced (see below). The weekend concluded with an Old Timers game, featuring the 1965 World Series Twins playing a team consisting of other former Twins, and a pre-game ceremony honoring the Silver Anniversary Team. Fans were treated to a Camera Night in which they were able to take pictures with their favorite former Twins and received a framable poster which was a collage of the team. Below is the 25th Anniversary Team.

POS	PLAYER	YEARS
LF	Bob Allison	1961-70
CF	Cesar Tovar	1965-72
RF	Tony Oliva	1962-76
3B	John Castino	1979-84
SS	Zoilo Versalles	1961-67
2B	Rod Carew	1967-78
1B	Harmon Killebrew	1961-74
C	Earl Battey	1961-67
LHP	Jim Kaat	1961-73
RHP	Camilo Pascual	1961-66
RP	Al Worthington	1964-69
MGR	Billy Martin	1969

40TH SEASON ANNIVERSARY ALL-TIME TEAM

In 2000, the Minnesota Twins celebrated 40 years of baseball in Minnesota. As part of that celebration, the Twins announced the Twins All-Time Team as part of the ballclub's 40th Season Celebration.

Voting for the Twins All-Time Team was split into three phases, including: the fans, the Upper Midwest Media and the players (former/current Twins players and coaches). Each groups' vote counted one-third toward the final balloting results with the top vote recipients at each position automatically being named to the team. The All-Time Team selection committee reserved the right to name additional players to the final roster based upon overall vote totals.

The All-Time Team took part in an on-field pre-game ceremony on August 12, 2000 and a poster depicting the All-Time Team was given to the first 10,000 fans in attendance, courtesy of the Star Tribune.

A total of 93 Twins players and managers were featured on the All-Time Team ballot which included categories for each of the following: manager, catcher, first base, second base, third base, shortstop, outfield, right-handed starting pitcher, left-handed starting pitcher, relief pitcher, designated hitter, pinch hitter and utility player.

The Minnesota Twins 40th Season All-Time Team is comprised of 22 members of which ten were also on the club's 25th Anniversary Team in 1986 including catcher Earl Battey, first baseman Harmon Killebrew, second baseman Rod Carew, shortstop Zoilo Versalles, leftfielder Bob Allison, centerfielder Cesar Tovar, rightfielder Tony Oliva, right-handed pitcher Camilo Pascual, left-handed pitcher Jim Kaat and relief pitcher Al Worthington. The Minnesota Twins 40th Season Anniversary All-Time Team is listed below:

POS	PLAYER	YEARS
MGR	Tom Kelly	1986-01
C	Earl Battey	1961-67
1B	Kent Hrbek	1981-94
2B	Rod Carew	1967-78
3B	Harmon Killebrew	1961-74
	Gary Gaetti	1981-90
SS	Greg Gagne	1983-92
	Zoilo Versalles	1961-67
OF	Bob Allison	1961-70
	Tony Oliva	1962-76
	Kirby Puckett	1984-95

POS	PLAYER	YEARS
RHP	Bert Blyleven	1970-76, 85-88
	Jim Perry	1963-72
	Camilo Pascual	1961-66
LHP	Jim Kaat	1961-73
	Frank Viola	1982-89
RP	Rick Aguilera	1989-99
	Jeff Reardon	1987-89
	Al Worthington	1964-69
DH	Paul Molitor	1996-98
PH	Randy Bush	1982-93
UTIL	Cesar Tovar	1965-72

ALL-METRODOME TEAM

In 2009, the Minnesota Twins celebrated the final season in the Hubert H. Humphrey Metrodome. As part of that celebration, the Twins held a "Farewell To The Metrodome" weekend during which the All-Metrodome Team was announced.

Voting for the Twins All-Metrodome Team was split into three phases, including the fans, the Upper Midwest media and a veteran's committee made up of Twins alumni, front office representatives and team historians. In total, more than 100,000 votes were cast by the fans at www.twinsbaseball.com.

The All-Metrodome team took part in an on-field ceremony following the Twins final scheduled regular season home game October 4, 2009 vs. the Kansas City Royals. Below are the players that make up the Twins All-Metrodome Team:

POS	PLAYER	YEARS
SP	Bert Blyleven	1985-89
SP	Brad Radke	1995-2006
SP	Johan Santana	2000-07
SP	Frank Viola	1982-89
RP	Rick Aguilera	1989-99
RP	Joe Nathan	2004-09
C	Joe Mauer	2004-09
1B	Ken Hrbek	1982-94
1B	Justin Morneau	2003-09

POS	PLAYER	YEARS
2B	Chuck Knoblauch	1991-97
SS	Greg Gagne	1983-92
3B	Gary Gaetti	1982-90
LF	Dan Gladden	1987-91
CF	Torii Hunter	1998-2007
CF	Kirby Puckett	1984-95
RF	Tom Brunansky	1982-88
DH	Paul Molitor	1996-98
MGR	Tom Kelly	1986-2001

ALL-TIME METRODOME LEADERS

STAT	PLAYER	YEARS	TOTAL
Games	Kirby Puckett	1984-95	914
At-Bats	Kirby Puckett	1984-95	3,689
Hits	Kirby Puckett	1984-95	1,269
Runs	Kirby Puckett	1984-95	626
2B	Kirby Puckett	1984-95	239
3B	Kirby Puckett	1984-95	38
HR	Kent Hrbek	1982-94	156
RBI	Kent Hrbek	1982-94	623
BB	Kent Hrbek	1982-94	438
AVG	Kirby Puckett	1984-95	.344

STAT	PLAYER	YEARS	TOTAL
Wins	Brad Radke	1995-2006	85
Win %	Johan Santana	2000-07	.676
Saves	Joe Nathan	2004-09	125
Games	Eddie Guardado	1993-2003, '08	328
Starts	Brad Radke	1995-2006	197
CG	Frank Viola	1982-89	28
IP	Brad Radke	1995-2006	1,309.1
Strikeouts	Brad Radke	1995-2006	839
ERA	Joe Nathan	2004-09	1.86

50 GREATEST TWINS

In 2010, the Minnesota Twins celebrated 50 years of baseball in Minnesota. As part of that celebration, the Twins announced the "50 Greatest Twins." The 50 Greatest Twins players were voted upon by local media and Twins/Baseball historians. The team was introduced as part of the Twins 50th Anniversary Weekend and the All-Time Team took part in an on-field pre-game ceremony on September 3, 2010. Former Twins shortstop Greg Gagne, was the newest member inducted into the Twins Hall of Fame on September 4. Finally, members of the 50 Greatest Twins and local Twins alumni gathered to play the first ever Twins Legends Game on September 5. Below is the complete list of the 50 Greatest Minnesota Twins:

POSITION	PLAYER	YEARS
Pitcher	Rick Aguilera	1989-99
Outfield	Bob Allison	1961-70
Catcher	Earl Battey	1961-67
Pitcher	Bert Blyleven	1970-76, 85-88
Outfield	Lyman Bostock	1975-77
Outfield	Tom Brunansky	1982-88
Infield	Rod Carew	1967-78
Infield	John Castino	1979-84
Outfield/Infield	Michael Cuddyer	2001-11
Third Base	Gary Gaetti	1981-90
Shortstop	Greg Gagne	1983-92
Manager/Coach	Ron Gardenhire	1991-2014
Outfield	Dan Gladden	1987-91
Pitcher	Dave Goltz	1972-79
Pitcher	Jim "Mudcat" Grant	1964-67
Pitcher	Eddie Guardado	1993-2003, 08
Outfield	Larry Hisle	1973-77
First Base	Kent Hrbek	1981-94
Outfield	Torii Hunter	1997-2007, '15
Pitcher	Jim Kaat	1961-73
Manager	Tom Kelly	1986-01
Third Base	Harmon Killebrew	1961-74
Second Base	Chuck Knoblauch	1991-97
Pitcher	Jerry Koosman	1979-81
Third Base	Corey Koskie	1998-2004

POSITION	PLAYER	YEARS
Outfield/Infield	Gene Larkin	1987-93
Manager	Billy Martin	1969
Manager	Gene Mauch	1976-80
Catcher	Joe Mauer	2004-Present
Manager	Sam Mele	1961-67
Designated Hitter	Paul Molitor	1996-98
First Base	Justin Morneau	2003-13
Pitcher	Jack Morris	1991
Pitcher	Joe Nathan	2004-09
Outfield	Tony Oliva	1962-76
Pitcher	Camilo Pascual	1961-66
Pitcher	Jim Perry	1963-72
Outfield	Kirby Puckett	1984-95
Manager	Frank Quilici	1972-75
Pitcher	Brad Radke	1995-2006
Pitcher	Jeff Reardon	1987-89
Pitcher	Johan Santana	2000-07
Infield	Roy Smalley	1976-87
Coach	Rick Stelmaszek	1981-2012
Pitcher	Kevin Tapani	1989-95
Utility	Cesar Tovar	1965-72
Infield	Zoilo Versalles	1961-67
Pitcher	Frank Viola	1982-89
Outfield/DH	Dave Winfield	1993-94
Pitcher	Al Worthington	1964-69

TWINS BROADCAST TEAMS

1961: WCCO & WTCN-TV —
Ray Scott, Herb Carneal, Bob Wolff, Halsey Hall
1962: WCCO & WTCN-TV —
Scott, Carneal, Hall
1963: WCCO & WTCN-TV —
Scott, Carneal, Hall
1964: WCCO & WTCN-TV —
Scott, Carneal, Hall
1965: WCCO & WTCN-TV —
Scott, Carneal, Hall
1966: WCCO & WTCN-TV —
Scott, Carneal, Hall
1967: WCCO & WTCN-TV —
Scott, Carneal, Merle Harmon, Hall
1968: WCCO & WTCN-TV —
Scott, Carneal, Merle Harmon, Hall
1969: WCCO & WTCN-TV —
Carneal, Merle Harmon, Hall
1970: WCCO —
Carneal, Ray Christensen, Al Shaver, Hall
WTCN-TV —
Carneal, Frank Buetel, Hall
1971: WCCO —
Carneal, Christensen, Hall
WTCN-TV —
Buetel, Bob Allison, Hall
1972: WCCO —
Carneal, Christensen, Hall
WTCN-TV —
Buetel, Lynn Faris, Hall
1973: WCCO —
Carneal, Christensen
WCCO-TV —
Scott, Ralph Fritz
1974: WCCO —
Carneal, Larry Calton
WCCO-TV —
Fritz, Calton
1975: WCCO —
Carneal, Calton
WTCN-TV —
Scott, Calton, Joe Boyle
1976: WCCO —
Carneal, Frank Quilici
WTCN-TV —
Boyle, Harmon Killebrew
1977: WCCO —
Carneal, Quilici
WTCN-TV —
Boyle, Killebrew
1978: WCCO —
Carneal, Joe McConnell
WTCN-TV —
Boyle, Killebrew
1979: WCCO —
Carneal, McConnell
KMSP-TV —
Bob Kurtz, Larry Osterman, Killebrew
1980: WCCO —
Carneal, Quilici
KMSP-TV —
Kurtz, Osterman
1981: WCCO —
Carneal, Quilici
KMSP-TV —
Kurtz, Osterman
1982: WCCO —
Carneal, Quilici
KMSP-TV —
Kurtz, Osterman
1983: WCCO —
Carneal, Tim Moreland, Ron Weber, Pat Hughes
KMSP-TV —
Kurtz, Osterman
SPECTRUM SPORTS —
Dick Bremer, Hughes
1984: WCCO —
Carneal, Joe Angel
KMSP-TV —
Kurtz, Ted Robinson
SPECTRUM SPORTS —
Bremer, Killebrew
1985: WCCO —
Carneal, Angel
KMSP-TV —
Kurtz, Killebrew
SPECTRUM SPORTS —
Bremer, Killebrew
1986: WCCO —
Carneal, Angel
KMSP-TV —
Kurtz, Killebrew
1987: WCCO —
Carneal, John Gordon, John Rooney
KMSP-TV —
Killebrew, Rooney, Gordon
TWINSVISION —
Bremer, Quilici
1988: WCCO—
Carneal, Gordon
KMSP-TV —
Robinson, Jim Kaat
TWINSVISION —
Bremer, Killebrew
1989: WCCO —
Carneal, Gordon
WCCO-TV/MSC —
Robinson, Kaat, Bremer
1990: WCCO—
Carneal, Gordon
WCCO-TV/MSC —
Robinson, Kaat, Bremer
1991: WCCO —
Carneal, Gordon
WCCO-TV/MSC —
Robinson, Kaat, Bremer
1992: WCCO—
Carneal, Gordon
WCCO-TV/MSC —
Robinson, Kaat, Bremer, Tom Mee
1993: WCCO —
Carneal, Gordon, Jim Powell
WCCO-TV/MSC —
Kaat, Bremer, George Frazier, Mee
1994: WCCO —
Carneal, Gordon, Powell
WCCO-TV/MSC —
Bremer, Al Newman, Tommy John, Bob Carpenter, Chad Hartman
1995: WCCO —
Carneal, Gordon
WCCO-TV/MSC —
Bremer, John, Hartman, Gene Larkin, Bert Blyleven, Kent Hrbek, Ryan Lefebvre
1996: WCCO —
Carneal, Gordon
WCCO-TV/MSC—
Bremer, John, Blyleven, Lefebvre
1997: WCCO —
Carneal, Gordon
WCCO-TV/MSC —
Bremer, Blyleven, Lefebvre
1998: WCCO —
Carneal, Gordon, Lefebvre
KMSP-TV/MSC —
Bremer, Blyleven, Lefebvre
1999: WCCO —
Carneal, Gordon, Anthony LaPanta
KMSP-TV/MSC —
Bremer, Blyleven, Paul Molitor
2000: WCCO —
Carneal, Gordon, Dan Gladden
KMSP-TV/MSC —
Bremer, Blyleven
2001: WCCO —
Carneal, Gordon, Gladden
KMSP-TV/MSC —
Bremer, Blyleven
2002: WCCO —
Carneal, Gordon, Gladden
FSN —
Bremer, Blyleven
2003: WCCO —
Carneal, Gordon, Gladden
FSN —
Bremer, Blyleven
2004: WCCO —
Carneal, Gordon, Gladden
Victory Sports —
Bremer, Blyleven
2005: WCCO —
Carneal, Gordon, Gladden
FSN —
Bremer, Blyleven
2006: WCCO —
Carneal, Gordon, Gladden
FSN —
Bremer, Blyleven
2007: TRN —
Gordon, Gladden, Jack Morris, Kris Atteberry
FSN —
Bremer, Blyleven
2008: TRN —
Gordon, Gladden, Morris, Atteberry
FSN —
Bremer, Blyleven
2009: TRN —
Gordon, Gladden, Morris, Atteberry
FSN —
Bremer, Blyleven
2010: TIBN —
Gordon, Gladden, Morris, Atteberry
FSN —
Bremer, Blyleven
SPANISH RADIO—
Alfonso Fernandez
Tony Oliva
2011: TIBN —
Gordon, Gladden, Morris, Atteberry, Bob Kurtz, Ted Robinson
FSN —
Bremer, Blyleven
SPANISH RADIO—
Fernandez, Oliva
2012: TIBN —
Cory Provus, Gladden, Atteberry
FSN —
Bremer, Blyleven, Coomer, Smalley
SPANISH RADIO—
Fernandez, Oliva
2013: TIBN —
Provus, Gladden, Atteberry
FSN —
Bremer, Blyleven, Coomer, Smalley, Morris
SPANISH RADIO—
Fernandez, Oliva
2014: TIBN —
Provus, Gladden, Atteberry
FSN —
Bremer, Blyleven, Morris, Smalley
SPANISH RADIO—
Fernandez, Oliva
2015: TIBN —
Provus, Gladden, Atteberry
FSN —
Bremer, Blyleven, Morris, Smalley
SPANISH RADIO—
Fernandez, Oliva
2016: TIBN —
Provus, Gladden, Atteberry
FSN —
Bremer, Blyleven, Morris, Smalley
SPANISH RADIO—
Fernandez, Oliva

TREASURE ISLAND BASEBALL NETWORK

2016 marks the 10th season that the Minnesota Twins control their radio broadcast rights. More than 90 stations in the five-state area carry Twins games and comprise the Treasure Island Baseball Network. In the Minneapolis-St. Paul market, the Twins can be heard on Go 96.3. The move to 96.3 in 2013 marked the first time in franchise history that Twins games were broadcast on the FM spectrum in the metro area.

The Twins employ an in-house production team that produces the game broadcasts including pregame and post-game shows that air on network affiliates. In addition, the network team produces the off-season "Deep Cuts with the Minnesota Twins" that airs Wednesday nights starting in January and leading up to Opening Day hosted by pre- and post-game host Kris Atteberry. During the season, fans across Twins Territory can listen to "The Paul Molitor Show" live on Sunday mornings at 9:30 Central Time. The manager's show is hosted by Kris Atteberry and former Twins great, Jack Morris. Also a staple of Sunday morning baseball talk is "Inside Twins" which airs prior to Sunday pre-game shows featuring Twins General Manager Terry Ryan and other front office staff and is hosted by Twins play-by-play man Cory Provus. These two shows run all season and give fans a glimpse into the inner workings of Twins baseball.

In 2007 the Twins, in partnership with the Minnesota News Network, assumed control and development of the Twins Radio Network with Treasure Island Resort & Casino, becoming the first-ever naming rights partner for the network in 2010. Historically, the Treasure Island Baseball Network has been one of the largest in all of Major League Baseball with hometown radio partners bringing Twins baseball to fans across five states.

The Twins also broadcast 50 games in Spanish. Alfonso Fernandez begins his 11th season as play-by-play voice with Tony Oliva as the analyst. Games in Spanish can be heard in Minneapolis-St. Paul on La Raza AM 1400/1470.

John Gordon Award — Twins Radio Affiliate of the Year

Named after legendary Twins broadcaster, John Gordon, this honor is awarded annually to the Twins radio affiliate that demonstrates the best of Twins Territory in its commitment to the Minnesota Twins and its community.

2012 -- KMGM in Montevideo, MN **2013** -- WELY in Ely, MN **2014** -- KROC in Rochester, MN **2015** -- WJON in St. Cloud, MN

TREASURE ISLAND BASEBALL NETWORK

CITY	STATION	ON DIAL
MINNESOTA:		
Twin Cities	KTWN-FM	96.3
Aitkin	KKIN-FM	94.3
Albert Lea	KATE-AM	1450
Alexandria	KULO-FM	94.3
Austin	KAUS-AM	1480
Bagley / Fosston	KKCQ-FM	96.7
Bemidji	KBUN-AM	1450/94.9 FM
Benson	KBMO-AM	1290
Blackduck	KBUN-FM	104.5
Brainerd	KUAL-FM	103.5
Crookston	KROX-AM	1260/105.7 FM
Dassel	KARP-FM	106.9
Detroit Lakes	KDLM-AM	1340/93.1 FM
Duluth	KDAL-AM	610
Ely	WELY-FM	94.5
Ely	WELY-AM	1450
Eveleth	KRBT-AM	1340
Faribault	KDHL-AM	920
Fergus Falls	KJJK-AM	1020
Glencoe	KGLB-AM	1310
Glenwood	KMGK-FM	107.1
Grand Rapids	KOZY-AM	1320
Hibbing	WMFG-AM	1240
Int'l Falls	KSDM-FM	104.1
Little Falls	WYRQ-FM	92.1
Mankato	KTOE-AM	1420/102.7 FM
Marshall	KMHL-AM	1400/103.3 FM
Montevideo	KMGM-FM	105.5
Moose Lake	WMOZ-FM	106.9
Morris	KMRS-AM	1230
New Prague	KCHK-AM	1350
New Ulm	KNUJ-AM	860
Northfield	KYMN-AM	1080
Ortonville	KDIO-AM	1350
Owatonna	KRFO-AM	1390
Park Rapids	KPRM-AM	870
Pine City	WCMP-FM	100.9
Preston	KFIL-FM	103.1
Red Wing	KWNG-FM	105.9
Rochester	KROC-AM	1340
Roseau	KRWB-AM	1410/102.9 FM
St. Cloud	WJON-AM	1240
Sleepy Eye	KNUJ-FM	107.3
Staples	KNSP-AM	1430
Starbuck	KRVY FM	97.3
Thief River Falls	KTRF-AM	1230
Wabasha	WBHA-AM	1190/99.7 FM
Wadena	KWAD-AM	920
Walker	KAKK-AM	1570/96.3 FM
Willmar	KDJS-AM	1590
Windom	KDOM-AM	1580
Windom	KDOM-FM	94.3
Winona	KWNO-AM	1230
Worthington	KWOA-AM	730
IOWA:		
Cedar Falls	KCFI-AM	1250
Cedar Falls	KCNZ-AM	1650
Cedar Rapids	KZIA-FM	107.5
Iowa Falls	KIFG-AM	1510
Iowa Falls	KIFG-FM	95.3
Mason City	KGLO-AM	1300
Spencer	KICD-AM	1240/98.3 FM
NORTH DAKOTA:		
Bismarck	KXMR AM	710
Carrington	KDAK-AM	1600
Devils Lake	KDLR-AM	1240
Dickinson	KLTC-AM	1460
Fargo	KFGO-AM	790
Grand Forks	KNOX-AM	1310/107.9 FM
Hettinger	KNDC-AM	1490
Jamestown	KQDJ-AM	1400/97.1 FM
Mayville	KMAV-FM	105.5
Minot	KCJB AM	910
Oakes	KDDR-AM	1220/95.9 FM
Valley City	KOVC-AM	1490
Wahpeton	KBMW-AM	1450
SOUTH DAKOTA:		
Aberdeen	KGIM-AM	1420/107.1 FM
Huron	KOKK-AM	1210
Pierre	KGFX-AM	1060/107.1 FM
Sioux Falls	KSOO-AM	1140
Watertown	KWAT-AM	950
Yankton	WNAX-AM	570/99.9 FM
WISCONSIN:		
Balsam Lake	WLMX-FM	104.9
Eau Claire	WBIZ-AM	1400
Hayward	WHSM-AM	910

TWINS 2016 RADIO BROADCASTERS

CORY PROVUS
PLAY-BY-PLAY/ANALYST

Cory Provus joined the Twins radio broadcast team in 2012, sharing play-by-play and analyst duties for all regular, postseason and spring training broadcasts. Provus, 37, was named 2015 Minnesota Sportscaster of the Year by the National Sportscasters and Sportswriters Association. He spent the previous three seasons (2009-11) in Milwaukee, where he did play-by-play with Hall of Famer Bob Uecker on WTMJ-AM and the Brewers Radio Network.

The Chicago native began his MLB broadcast career in 2007 as the Cubs pre- and post-game show host. He also handled play-by-play duties, backing up Pat Hughes during games and anchored the morning and afternoon drive sportscasts as a reporter for WGN-AM in Chicago. In the offseason, Provus broadcasts college football and basketball for Big Ten Network and Fox Sports 1.

In June of 2006, Provus was named the voice of the University of Alabama-Birmingham Blazers, where he handled radio play-by-play for UAB football, men's basketball and baseball. While at UAB, he was named the 2006 Radio Sportscaster of the Year by the Alabama Broadcasters Association.

Provus also has various experience hosting studio shows, managing production and doing play-by-play for various International Sports Properties. He handled play-by-play for the Conference USA Football Championship Game, the ACC Men's Basketball Tournament and various play-by-play duties for Georgia Tech, Wake Forest and Virginia Tech baseball, football and basketball.

A graduate of the S.I. Newhouse School of Public Communications at Syracuse University, Provus also worked at WAER-FM in Syracuse from 1996-2000, handling radio play-by-play and acting as studio host for Orange football, basketball and lacrosse. Provus, his wife, Dana, son, Cooper (6/3/13) and daughter, Mia (10/24/15), make their home in Minnetonka, MN. Since joining the Minneapolis community, the Provus family has enjoyed participating in projects with Simpson Housing Services-which houses, supports and advocates for families experiencing homelessness.

DAN GLADDEN
PLAY-BY-PLAY/ANALYST

Former Twin Dan Gladden enters his 17th year in the Twins radio broadcast booth, his 13th as a full-time analyst.

Gladden played in the major leagues for 11 years and retired from professional baseball following the 1994 season. He finished his career batting .270 with 203 doubles, 40 triples, 74 home runs, 446 RBI and 222 stolen bases in 1,197 games.

He made his big league debut in 1983 with the San Francisco Giants, with whom he played for three seasons, and was named to both Topps and *Baseball Digest* All-Rookie teams in 1984. He was acquired along with pitcher David Blakely by Minnesota in exchange for pitchers Jose Dominguez, Bryan Hickerson and Ray Velasquez on March 31, 1987 and spent five years with the Twins before signing as a free agent with Detroit in 1992. He spent his last year in professional baseball playing for the Yomiuri Giants of the Japanese Central League in 1994. From there, Gladden was a major league advance scout for the Colorado Rockies from 1996-98 and a minor league roving instructor for San Francisco in 1999.

Gladden was a key ingredient in the Twins 1987 and 1991 World Championship teams. His grand slam home run in Game 1 of the 1987 Series vs. St. Louis capped a seven-run 4th inning and he scored the game-winning run in the 10th inning in Game 7 of the 1991 Series vs. Atlanta.

Dan and wife, Janice, make their home in Eden Prairie, MN. His daughter Ashley is married to Joe Gaetti, son of Twins Hall of Famer Gary Gaetti, and lives in San Diego. Daughter Whitney currently lives in Arizona.

KRIS ATTEBERRY
STUDIO HOST/PLAY-BY-PLAY

Kris Atteberry begins his 10th season hosting the Pregame Lineup Card and Postgame Download on the Twins Radio Network as well as providing play-by-play and analysis for select games. Kris has also worked the Prep Bowl for the past five years on Channel 45, in addition to calling men's and women's college basketball on CBS SportsNetwork.

Kris joined the Twins after spending five summers (2002-06) calling games on radio and television for the St. Paul Saints. Prior to joining the Saints, Kris spent three seasons as the lead broadcaster for the Sioux Falls Canaries. Additionally, he has broadcast men's basketball at Cal State Fullerton, as well as basketball, volleyball and baseball at Pepperdine University. From 2002 to 2006 he served as the voice of Montana State football and basketball, twice earning Montana Sportscaster of the Year accolades.

Atteberry, 43, is a native of Bozeman, MT and a 1996 graduate of Stanford University where, in addition to earning a degree in English Literature, he was awarded a National Association of Athletic Directors post-graduate scholarship for his broadcast work with Cardinal athletics.

Kris, wife, Jennifer, and daughter, Jessica, reside in southwest Minneapolis, MN.

TREASURE ISLAND BASEBALL NETWORK PRODUCTION CREW

Executive Producer ..... Mark Genosky
Venue Engineer/Director ..... Kyle Hammer
Broadcasting Coordinator ..... Drew Halverson
Production Assistants ..... Mark Freie and Logan Pullen

SPANISH LANGUAGE RADIO BROADCAST

In December of 2015, The Twins announced a new Spanish language radio partnership with La Raza 1400 AM/1470 AM, which will be home to 50 Twins games per season. Spanish broadcasts can be heard primarily Sunday and Tuesday games throughout the 2016 season.

La Raza 1400 AM/1470 AM was founded in 2005 by Santamaria Broadcasting and is the only Latino owned and managed radio station in Minnesota. The Upper Midwest is the 16th most important Latino Radio market in the nation and together the two stations encompass 30 miles around the Twin Cities and into northern areas. The two simulcast Spanish-Language stations reach over 200,000 members of the Minnesota Hispanic community 24 hours a day and seven days a week. Their mission is to empower and unite the Latino community through its community-oriented music, entertainment and informative programming.

The Twins, who were the first professional sports team in the Twin Cities market to broadcast games in Spanish, return Twins Hall of Famer and color analyst Tony Oliva, and play-by-play announcer Alfonso Fernandez, to the broadcast booth for their 11th season together. All 50 games will include a 15 minute pre and post-game show. In addition, these broadcasts will be transmitted via SAP (secondary audio program) on the Twins television partner Fox Sports North.

ALFONSO FERNANDEZ

SPANISH RADIO, PLAY-BY-PLAY

Fernandez begins his 11th season in 2016 with the Minnesota Twins serving as the Spanish play-by-play announcer.

Fernandez also serves as the Spanish broadcast voice for the Minnesota Timberwolves since 2005.

Fernandez has called the action in Spanish for five other professional sports teams including the Minnesota Vikings (2005-09), the Los Angeles Clippers (1993-95), the Los Angeles Lakers (1988-90) and the Los Angeles Rams (1987-91).

He was the first to broadcast basketball in Spanish in the Los Angeles area and has spent 33 years behind the microphone.

Fernandez and his wife, Rosalia, daughter, Angela, and son, Jared, make their home in White Bear Lake, MN.

TONY OLIVA

SPANISH RADIO, ANALYST

Pedro 'Tony' Oliva Jr., or 'Tony-O' to those who followed his 24-year career as a Twins player and coach, was a man who seemed to excel in all aspects of the game. He could hit for power and average, run, field and throw, and his versatility made him one of the most feared hitters of his day.

Tony-O collected 1,917 hits and retired with a .304 career average. He is the only player to win batting titles in his first two seasons and was the winner of three in his 15-year career, which still stands as the club's longevity mark. His prowess as a hitter was demonstrated in the fact that he led the league in hits five times, and his 220 career home runs rank fourth all-time among Twins. If not for knee problems which cut his career short, Oliva would have been a certain choice for the National Baseball Hall of Fame.

Oliva, the 1964 American League Rookie of the Year, began his coaching career in 1976. He also works as a hitting instructor in the Twins minor league system and scouts for the club. He had his number 6 retired July 14, 1991 and was selected to the Twins 25th Anniversary Team in 1986 and the 40th Season Anniversary All-Time Team in 2000. He was inducted into the Twins Hall of Fame on August 12, 2000, and was named one of the "50 Greatest Twins" in 2010. In 2013, he became the eighth ever recipient of the Herb Carneal "Lifetime Achievement" Award.

TWINS/FOX SPORTS NORTH TELEVISION PRODUCTION CREW

Producers	Chris Withers, John Stroh
Directors	Matt Gangl, Matt Laaksonen
Pre/Post Game Producer	Vanessa Lambert
Pre/Post Game Host	Tom Hanneman/Anthony LaPanta
Sideline Reporters	Marney Gellner, Kevin Gorg
Pre/Post Host and Sideline Reporter	Audra Martin
Pre/Post Game Analysts	Tim Laudner, Jack Morris, Roy Smalley
Graphics	Bruce Wolfe, Tom Mee

TWINS 2016 TELEVISION BROADCASTERS

BERT BLYLEVEN
TWINS TELEVISION, COLOR ANALYST

This will be the Hall of Famer's 21st full season as color commentator for the Twins. Blyleven pitched in the major leagues for 23 years, including 11 seasons for the Twins, from 1970-92. He was elected to the National Baseball Hall of Fame on January 5, 2011 and was inducted on July 24, 2011 in Cooperstown, NY. The native of Zeist, Holland, Bert is very proud to be the first Dutch born major league player to be inducted into the Baseball Hall of Fame. He served as the pitching coach for Team Netherlands in the 2009 and 2013 World Baseball Classic.

Blyleven is one of only three major league pitchers all-time to win a major league game before his 20th birthday and after his 40th birthday (Herb Pennock and Mike Morgan). He also pitched at the major league level with Texas, Pittsburgh, Cleveland and California. He still holds the Twins club record for total strikeouts (2,035), shutouts (29) and complete games (141). In 1973, he went 20-17 with a 2.52 ERA, tossing 25 complete games in 40 starts, including nine shutouts and 325.0 innings. He posted double-digit wins in 17 different seasons. As a member of the Texas Rangers in 1977, Bert tossed a no-hitter, defeating the Angels at Anaheim Stadium.

On baseball's all-time list, Blyleven ranks fifth in strikeouts (3,701), 10th in games started (685), ninth in shutouts (60), third in complete game 1-0 wins (15), 14th in innings pitched (4,970.0), eighth in home runs allowed (430), and 26th in wins (287). He was voted AL Rookie Pitcher of the Year in 1970 and AL Comeback Player of the Year in 1989. Bert pitched in two All-Star games and was a member of two Championship World Series teams (Pirates in 1979 and Twins in 1987).

Bert and his wife, Gayle, reside in Fort Myers, FL during the off-season and have six children and eight grandchildren. They are involved in helping raise funds for Parkinson's Association and other charitable organizations.

DICK BREMER
TWINS TELEVISION, PLAY-BY-PLAY

The 2016 season will be Dick Bremer's 33rd season as a broadcaster for the Twins. The Minnesota native graduated from St. Cloud State University in 1978. Following his graduation he worked for three years in Cedar Rapids, IA as a sportscaster for WMT-Radio and TV (now KGAN-TV). While there, he began his play-by-play career doing University of Iowa basketball for two years.

He was named weekend sportscaster at WTCN-TV (now KARE-11) in 1981. After two years, he left to begin his Twins play-by-play career with Spectrum Sports in 1983. He remained there until 1985 while also doing Minnesota North Stars games. He rejoined the Twins broadcast team in 1987 and has remained there working for Twinsvision, Midwest Sports Channel and FS North.

In 2013, Dick was the recipient of the Silver Circle Emmy for Broadcast Excellence and inducted into the Minnesota Museum of Broadcasting Hall of Fame.

Throughout his career, he has also done Minnesota Vikings preseason football, University of Minnesota men's hockey, football and basketball, Big Ten basketball, and the Minnesota State High School League's football and girl's and boys' basketball tournaments.

Dick and his wife, Heidi, along with son Erik and daughter Hannah, make their home in St. Michael, MN.

ROY SMALLEY
TWINS TELEVISION, COLOR ANALYST

The 2016 season will be Roy Smalley's 14th season overall in some capacity with the Twins television broadcasts. Smalley played in the major leagues for 13 years, including 10 seasons for the Twins, from 1976-82 and '85-87. He was a part of the Twins first World Championship team in 1987 and named to the AL All-Star team in 1979.

Smalley also played at the major league level with Texas, New York-AL and Chicago-AL. As a Twin, he hit .262 with 1,046 hits, 184 doubles, 21 triples, 110 home runs, 485 RBI and 551 runs scored in 1,148 games and ranks near the top of many all-time Twins offensive categories. The Los Angeles, CA native played collegiality at the University of Southern California and was inducted into the USC Athletic Hall of Fame in 2007 and the College Baseball Hall of Fame in 2013.

Smalley currently makes his home in Edina, MN and is Senior Vice President, Portfolio Manager at Morgan Stanley Wealth Management. He serves as President on the Board of Directors for the nonprofit organization Pitch In For Baseball and is an advocate for the Boys & Girls Clubs of the Twin Cities.

JACK MORRIS
TWINS TELEVISION ANALYST/TWINS RADIO

Morris begins his 10th season as a broadcaster for the Twins in 2015. The Minnesota native returned home in 2014 after spending 2013 as color analyst for Blue Jays radio broadcasts. He spent 2005-11 as a Twins radio analyst.

Morris, 60, is a 1973 graduate of Highland Park High School in St. Paul. He went on to play three seasons at Brigham Young University in Provo, Utah, before being drafted in the fifth round of the 1976 Draft by the Detroit Tigers. He played 14 years for the Tigers, one year for the Twins, two for the Toronto Blue Jays and finished his career in 1994 with the Cleveland Indians. In all, Morris won four World Series championships.

During his 18-year career, Morris had a record of 254-186, 3.90 ERA with 1,390 walks and 2,478 strikeouts in 549 career games (527 starts). He won 10-or-more games 14 times during his career and threw 10-or-more complete games in a season 11 times. A five-time All-Star, he was named the Most Valuable Player of the 1991 World Series after going 2-0 with a 1.17 ERA in three starts vs. the Atlanta Braves, including a 10-inning complete game victory to win Game 7 and the World Series for the Twins.

Jack and his wife, Jennifer, have a son Miles, and reside in Grant, MN. Morris also has two grown children, Austin and Erik.

MINNESOTA TWINS MEDIA POLICIES

CREDENTIALS

Credentials for accredited news media are available through **https://credentials.mlb.com** with the appropriate affiliate ID. All requests must be made 24 hours prior to game time. Daily credentials must be picked up at the press gate entrance off 7th Street near the box office on Target Plaza. The press gate will be staffed five hours prior to night games and three hours prior to day games. Daily and season credentials will be issued only to working members of the media and must be displayed at all times while in Target Field. A photo ID and signature are required to pick up credentials. The pressbox is located on the Club Level (2), while both clubhouses, interview room, press dining and field access are located on the Service Level (-2).

TWINSPRESSBOX.COM

All baseball information, including: media guide, game notes, daily clips, stat packs, minor league report, press releases, headshots and logos will be available at **twinspressbox.com**. This site also provides media with audio and video clips, along with information for the 29 other MLB clubs.

INTERVIEWS

Most interviews may be conducted on the field during batting practice where the manager, players and coaches are usually available, as long as the interview does not interrupt their pre-game routine. Members of the media must stay in foul territory between first and third base. In-depth interviews that require more time with a player should be pre-arranged through the Twins Communications department. Reporters and broadcasters must leave the field, with photographers reporting to their assigned photo positions, no later than one-half hour before game time.

CLUBHOUSE ACCESS

The Twins clubhouse will be open to media with clubhouse credentials until one hour prior to each game and no longer than 10 minutes following each game. All live television broadcast shots must be conducted outside the clubhouse. Television photographers are allowed in the clubhouse prior to batting practice and after games, but not between batting practice and game time. Still photographers are not allowed in the clubhouse at any time. On occasion of a team meeting, the clubhouse will be closed until the conclusion of the meeting. The training room, dining room and weight room are off-limits to everyone except the manager, coaches, players and Twins officials. The dugout is off limits during the game for everyone except the manager, coaches, players, trainers and certain club officials, in accordance with American League rules.

FIELD ACCESS

Members of the media must access the field through the Umpire/Star Dressing Room Tunnel. The tunnel is located between the Twins Communications office and the visiting clubhouse on the Service Level (-2).

HERB CARNEAL PRESSBOX

Space is available for accredited members of the media on assignment only. Guests are not allowed unless prior approval has been granted by the Twins Communications department. Wireless internet is available. To reach the Twins Communications office and visiting clubhouse, take the stairs or elevator down to the Service Level (-2) and turn left. To reach the media dining/interview room (Twins Room) and home clubhouse, turn right.

PRESS ROOM

The Twins Room, located on the Service Level (-2), is available for pre-game meals to media with appropriate credentials, for a $11 charge, approximately two hours prior to, and up until, game time.

PHOTOGRAPHERS

Due to a lack of on-field photo spots, the first and third base photo pits are limited to local papers, wire services, Twins photographers and whomever is assigned for that particular game. Certain exceptions may be made depending on space availability. An alternative for photographers are the designated photo positions around the concourse. Photographers assigned to the on-field locations should remain in the photo pits at all times during the game. If necessary, photographers should leave between innings only. Photos are allowed during batting practice, but photographers must remain on the dirt in foul territory, between first and third base. No photographs are to be taken from the baseball press box.

PHOTO EDITING ROOM

Photographers can edit images before, during or after the game in the photo editing room located by the field entrance on the Service Level (-2).

AUTOGRAPHS

Credentialed media do NOT ask for autographs. Any media members asking for autographs will have their credentials revoked.

PARKING

There is no on-site parking available at Target Field, but municipal ramps and parking lots are available near the stadium. Because of proximity to the press box, ramp "A" is recommended for media to park in on a game-by-game basis.

FOR MORE INFORMATION regarding policies or questions about interviews, photo requests, statistical information, media ticket orders, news releases, etc., call Dustin Morse (612) 659-3472, Mitch Hestad (612) 659-3473, Mike Kennedy (612) 659-3475 or Cori Frankenberg (612) 659-3474.

PRE-GAME WORKOUT SCHEDULE AT TARGET FIELD

12:10 PM START	
Twins Hitting	9:40-10:30
Visitors Hitting	10:30-11:20
Twins Infield	11:20-11:30
Visitors Infield	11:30-11:40
Field Preparation	11:40-Game Time

1:10 PM START	
Twins Hitting	10:40-11:30
Visitors Hitting	11:30-12:20
Twins Infield	12:20-12:30
Visitors Infield	12:30-12:40
Field Preparation	12:40-Game Time

6:10 PM START	
Twins Hitting	3:40-4:30
Visitors Hitting	4:30-5:20
Twins Infield	5:20-5:30
Visitors Infield	5:30-5:40
Field Preparation	5:40-Game Time

7:10 PM START	
Twins Hitting	4:40-5:30
Visitors Hitting	5:30-6:20
Twins Infield	6:20-6:30
Visitors Infield	6:30-6:40
Field Preparation	6:40-Game Time

CHAIRMEN – TWIN CITIES CHAPTER BASEBALL WRITERS' ASSOCIATION OF AMERICA

1961	Charles Johnson	Minneapolis Star and Tribune
1962	Bill Boni	St. Paul Dispatch-Pioneer Press
1963	Tom Briere	Minneapolis Tribune
1964	Arno Goethel	St. Paul Pioneer Press
1965	Bob Martel	United Press International
1966	Bill Hengen	Minneapolis Star
1967	Lew Ferguson	Associated Press
1968	Glenn Redmann	St. Paul Dispatch
1969	Sid Hartman	Minneapolis Tribune
1970	Mike Lamey	Minneapolis Star
1971	Bob Fowler	St. Paul Pioneer Press
1972	Dick Gordon	Minneapolis Star
1973	Pat Thompson	Associated Press
1974	Dan Stoneking	Minneapolis Star
1975	Patrick Reusse	St. Paul Pioneer Press
1976	Jon Roe	Minneapolis Tribune
1977	Carl Peterson	St. Paul Pioneer Press
1978	Max Nichols	Minneapolis Star
1979	Mike Augustin	St. Paul Pioneer Press
1980	Scott Papillon	Associated Press
1981	Doug Grow	Minneapolis Star
1982	Joe Soucheray	Minneapolis Tribune
1983	Charley Walters	St. Paul Pioneer Press
1984	Howard Sinker	Minneapolis Star and Tribune
1985	Curt Brown	St. Paul Pioneer Press Dispatch
1986	Carrie Muskat	United Press International
1987	Gregg Wong	St. Paul Pioneer Press Dispatch
1988	Mike Nadel	Associated Press
1989	Mark Vancil	Minneapolis Star Tribune
1990	Tom Powers	St. Paul Pioneer Press Dispatch
1991	Jeff Lenihan	Star Tribune
1992	Jim Caple	St. Paul Pioneer Press
1993	Steve Aschburner	Star Tribune
1994	Bob Sansevere	St. Paul Pioneer Press
1995	Scott Miller	St. Paul Pioneer Press
1996	Ron Lesko	Associated Press
1997	Dan Barreiro	Star Tribune
1998	Jim Souhan	Star Tribune
1999	Greg Johnson	St. Paul Pioneer Press
2000	LaVelle E. Neal III	Star Tribune
2001	Gordon Wittenmyer	St. Paul Pioneer Press
2002	Dave Campbell	Associated Press
2003	LaVelle E. Neal III	Star Tribune
2004	LaVelle E. Neal III	Star Tribune
2005	LaVelle E. Neal III	Star Tribune
2006	LaVelle E. Neal III	Star Tribune
2007	LaVelle E. Neal III	Star Tribune
2008	LaVelle E. Neal III	Star Tribune
2009	LaVelle E. Neal III	Star Tribune
2010	LaVelle E. Neal III	Star Tribune
2011	LaVelle E. Neal III	Star Tribune
2012	LaVelle E. Neal III	Star Tribune
2013	Pat Borzi	MinnPost.com
2014	Pat Borzi	MinnPost.com
2015	Pat Borzi	MinnPost.com
2016	Mike Berardino	Pioneer Press

BBWAA – TWIN CITIES CHAPTER

Mike Berardino
St. Paul Pioneer Press

Rhett Bollinger
MLB.com

Pat Borzi
Honorary Member

Dennis Brackin
Star Tribune

Dave Campbell
Associated Press

Joe Christensen
Star Tribune

Glen Crevier
Star Tribune

Andy Greder
St. Paul Pioneer Press

Barry Fritz
Honorary Member

Sid Hartman
Star Tribune

Jon Krawczynski
Associated Press

Phil Miller
Star Tribune

LaVelle E. Neal III
Star Tribune

Tom Powers
St. Paul Pioneer Press

Glenn Redmann
Honorary Member

Tad Reeve
St. Paul Pioneer Press

Patrick Reusse
Star Tribune

Bob Sansevere
Honorary Member

Howard Sinker
Star Tribune

Jim Souhan
Star Tribune

John Shipley
St. Paul Pioneer Press

Charley Walters
St. Paul Pioneer Press

Gregg Wong
Honorary Member

ROBERT O. FISHEL AWARD – PUBLIC RELATIONS EXCELLENCE

YEAR	WINNER	CLUB
1981	Robert O. Fischel	AL
1982	Robert W. Brown	BAL
1983	Larry Shenk	PHI
1984	Arthur E. Patterson	CAL
1985	Jim Ferguson	CIN
1986	Fred Claire	LAD
1987	Jim Toomey	STL
1988	Tom Mee	MIN
1989	Donald Davidson	HOU
1990	Ned Colletti	CHC
1991	Phyllis Merhige	AL
1992	Richard Griffin	MON
1993	John Blake	TEX
1994	Katy Feeney	NL
1995	Howard Starkman	TOR
1996	Bill Guifoile	HOF
1997	Dick Bresciani	BOS
1998	Jay Horwitz	NYM
1999	Bob DiBiasio	CLE
2000	Tim Mead	ANA
2001	Rob Matwick	HOU
2002	Mike Swanson	ARI
2003	Rick Vaughn	TB
2004	Jeff Idelson	HOF
2005	Randy Adamack	SEA
2006	Rob Butcher	CIN
2007	Richard Levin	MLB
2008	Scott Reifert	CWS
2009	Patrick Courtney	MLB
2010	Jay Alves	COL
2011	Jim Trdinich	PIT
2012	Staci Slaughter	SF
2013	Tim Hevly	SEA
2014	Jason Zillo	NYY
2015	Brian Bartow	STL

TWINS COMMUNICATIONS STAFF

DUSTIN MORSE
SENIOR DIRECTOR OF COMMUNICATIONS

Dustin Morse was named Senior Director of Communications in 2015. A member of the Twins organization since 2006, he is responsible for all baseball and business communications, day-to-day baseball information, publications, photography, media relations, club archives and all player relations needs for the Minnesota Twins. He also oversees the Twins Hall of Fame Committee where he continues to grow the Twins brand.

Morse has spent 14 years working in Major League Baseball including an internship at the National Baseball Hall of Fame in Cooperstown, NY. The Twins mark his fourth different Major League organization having previously spent time with the San Diego Padres (2004-05), Texas Rangers (2003) and Chicago Cubs (2002). Prior to being hired by the Twins, Morse served as the Baseball Information Coordinator for the Padres where he was responsible for statistical research, day-to-day media relations needs and played a role in the opening of PETCO Park in 2004. In 2003, Morse spent the year working as the Texas Rangers Media Relations Assistant, working on a variety of projects that included baseball information and alumni relations. Additionally, Morse completed a media relations internship with the Chicago Cubs in 2002.

Morse, 36, a graduate of the University of Wisconsin-Madison where he majored in Communications and Legal Studies, makes his home in Lakeville, MN along with his wife, Meghann, daughter, Madison, and son, Griffin.

MITCH HESTAD
SENIOR MANAGER OF COMMUNICATIONS

Mitch Hestad was named Senior Manager of Communications in December of 2015. He previously served as Senior Manager of Baseball Information in 2015 and Manager of Baseball Communications in 2014. He interned with the Twins' Baseball Communications department in 2006-07 and was hired as Baseball Communications Coordinator in 2008.

Hestad, 33, assists the Senior Director of Communications in various areas and is responsible for all baseball-related information within the department, including the club's official media guide, season summary, daily game notes and statistics. Additionally, he assists numerous departments within the organization in terms of Twins historical research, proofing and editing.

Prior to joining the Twins, he worked for a year in the University of North Dakota's Sports Information Department and graduated from UND in 2005, earning a degree in Communication with a study of emphasis in Public Relations and Sports Marketing.

Mitch currently resides in Eagan, MN with his wife, Megan.

MIKE KENNEDY
MANAGER OF COMMUNICATIONS AND PUBLICATIONS

Mike Kennedy was named Manager of Communications and Publications in 2015. He joined the Twins in 2012 as the Coordinator, Publications and Baseball Communications. Prior to joining the Twins he was a member of the Colorado Rockies communications department from 2010 to 2012.

Kennedy, 30, is responsible for all official Twins publications including the yearbook, scorecards, media guides and magazines. He also oversees official club photography and artwork while working to increase creative content projects. Additionally, he works closely with the media to fulfill inquiries and requests and provide baseball information and analysis.

A Chaska, MN native, he graduated from the University of Wisconsin-Milwaukee in 2008, earning a degree in Journalism and Mass Communication with emphasis in Graphic Design and Sports Marketing. He is also a graduate of the Twins internship program, serving as a Baseball Communications Intern for the Twins in 2009.

Mike currently lives in Minneapolis, MN with his wife Brittany and their son.

CORI FRANKENBERG
COMMUNICATIONS ASSISTANT

Cori Frankenberg joined the Twins Communications department in January of 2015. She spent 2014 working for the United States Olympic Committee as a Communications Intern. Prior to that, she worked for WLUK-FOX 11 in Green Bay, WI, as a Sports Intern in 2013 and spent five seasons with the Wisconsin Timber Rattlers minor league baseball club in the promotions department from 2008-12.

Frankenberg, 23, is responsible for assisting all aspects of Baseball Communications, specifically the MLB credentials and general office administration. Additionally, she works closely with the Director of Baseball Communications and Senior Manager of Baseball Information to maintain player-media needs and distribution of baseball information.

Cori graduated from Northern Illinois University in 2014 with a degree in Communications, where she also played soccer for four years.

A native of Appleton, WI, Cori currently resides in Minneapolis, MN.

BRACE HEMMELGARN
TEAM PHOTOGRAPHER

Brace Hemmelgarn was named to his full-time role of Team Photographer in January of 2014 after spending the previous three seasons in a part-time role with the club.

Hemmelgarn, 26, is responsible for photography needs throughout the organization, digital archiving, photo requests and graphic design.

After graduating from St. Cloud Cathedral High School, Hemmelgarn attended Saint John's University in Collegeville, MN, where he played baseball and graduated in 2012 with a degree in Communication. He has shot a variety of sports in a freelance role since 2008, working with the University of Minnesota athletic department along with USA Today Sports Images where he covers Vikings, Wild and Timberwolves.

A native of St. Cloud, MN, Brace makes his home in Wayzata, MN.

TWINS SPRING TRAINING MEDIA POLICIES

SPRING CREDENTIALS

Credentials for accredited news media for Spring Training games are available through an application at https://credentials.mlb.com. These will be issued only to daily newspaper reporters who will be covering the club, home and road and to area radio and TV sports reporters and camera crews who will be covering on a regular basis. All other media entities will be credentialed on a per-game basis (including parking) through an application at https://credentials.mlb.com.

No fax or email requests will be accepted unless approved by the Twins Communications department. Transfer of working press credential will result in the termination of coverage privileges for the individuals involved. A photo ID and signature are required for credential pick-up at the VIP Window.

FIELD ACCESS

Allowed during batting practice and other workouts during the early training period, but once the game schedule begins the field must be cleared at the end of visitors' batting practice. All reporters must confine themselves to foul territory between 1st and 3rd base. Workouts begin daily at approximately 9:00 a.m.

DINING ROOM ACCESS

Available only to those media credentialed to cover that day's game, for a $6 charge. This room will open at 11:30 a.m. for day games (5:30 p.m. for night games) and will close at gametime. Working photographers will be permitted in the press dining room on the same basis as other reporters.

PRESSBOX ACCESS

Permitted only to members of the Baseball Writers' Association of America (BBWAA) and to coverage reporters of area daily newspapers and radio and TV stations. Weekly newspapers can be accommodated only on a space-available basis. Wireless internet is available.

CLUBHOUSE ACCESS

Limited to members of the Baseball Writers' Association of America (BBWAA) and to coverage reporters of area daily newspapers and radio and TV stations. The clubhouse will be open prior to and following workouts during the pre-schedule workout period with certain exceptions. During the game schedule, the clubhouses will be closed at the end of batting practice until five minutes after games. Clubhouse access is limited to the player-locker area and the manager's office. The training room, exercise room and equipment rooms are off-limits to all media. No still cameras are allowed in the clubhouse.

INTERVIEWS

Players will accommodate when possible where on-field interviews are concerned. Any in-studio appearances or appearances on the player's own time must be set up through the Twins Communications department.

RADIO & TV

Television cameras will be allowed in the clubhouse prior to games and workouts, as well as after games and workouts. Feature material should be filmed on the field during batting practice. Post-game interviews may be conducted on the field or in the clubhouse for both TV and radio.

CAMERA POSITIONS

Several camera positions are available for shooting during the game, but no cameras will be allowed on the field itself. The center field position will be for game television cameras only, as will the low home position, unless cleared through the Twins Communications department. High and low, first and third base will be credentialed on a space-available basis. Any photographers shooting from the field photo pits will only be allowed to leave or change positions between innings.

PHOTOGRAPHERS

No still photographers will be allowed on the field during the game or in the clubhouse at any time. There are at least four positions from which photographers may shoot during games. On the first day of full squad workouts, photographers will be allowed the freedom of the field during the exercise period, but must stay in foul territory during the actual workout times. On all other days, all media personnel must stay in foul territory and no farther down the lines than first and third base. No photographs are to be taken from the pressbox.

MEDIA DAY

Will be on Tuesday, March 1, beginning at 7:30 a.m., sharp. All photographers and media seeking head shots and digital content are asked to cooperate by doing this on Media Day, when the players will be made available in an assembly line fashion to accommodate all accredited news services.

AUTOGRAPHS

Professional journalists do NOT ask for autographs. Any media members asking for autographs will have their credentials revoked.

TICKETS

May be purchased by coverage personnel out of a block held for this purpose. These tickets are for personal use only and advance notice is recommended to increase chance of availability.

FOR ADDITIONAL INFORMATION: Call or e-mail Dustin Morse (612) 325-8184 or dustinmorse@twinsbaseball.com, or Mitch Hestad (952) 240-2953 or mitchhestad@twinsbaseball.com.

PRE-GAME WORKOUT SCHEDULE AT THE CENTURYLINK SPORTS COMPLEX

1:05 PM Start		7:05 PM Start	
Twins Hitting	10:15 a.m.-11:15 a.m.	Twins Hitting	4:15-5:15
Visitors Hitting	11:15 a.m.-12:15 p.m.	Visitors Hitting	5:15-6:15
Twins Infield	12:15-12:30	Twins Infield	6:15-6:30
Visitors Infield	12:30-12:45	Visitors Infield	6:30-6:45
Field Preparation	12:45-1:05	Field Preparation	6:45-7:05

*All times listed as Eastern

SPRING TRAINING RECORDS

INDIVIDUAL RECORDS

All stats since 1965

BATTING

Average (25+ AB)	.490, Hisle, 1977
Games	28, Maxwell, 2000
	Tyner, 2007
At-Bats	96, Puckett, 1985
Runs	24, Gaetti, 1983
Hits	35, Allen, 1999
Total Bases	67, Gaetti, 1983
Singles	32, Allen, 1999
Doubles	10, Koskie, 2001
	W. Ramirez, 2013
Triples	5, Guzman, 2000
Home Runs	10, Gaetti, 1983
RBI	31, Ward, 1983
Walks	20, Killebrew, 1966
Strikeouts	22, Carew, 1967
Stolen Bases	8, Cole, 1994
Caught Stealing	4, Killebrew, 1971
	J. Nettles, 1973
	Lawton, 1996
GIDP	7, Walker, 2000
Sacrifice Hits	4, Wilfong, 1978
Sacrifice Flies	4, Darwin, 1974
	Hocking, 2001
Hit-by-Pitch	4, Gaetti, 1988
	Cordova, 1996

PITCHING

Wins	5, Blyleven, 1975
	O'Connor, 1983
	Viola, 1985
	Lohse, 2006
Losses	4, Grant and Kaat, 1967
	Aldred, 1997
Saves	5, Grzenda, 1969
	Sanders, 1973
Win Percentage	1.000 (5-0), O'Connor, 1983
	1.000 (4-0), Mays, 2002
	1.000 (5-0), Lohse, 2006
ERA (20.0+ IP)	0.33, Blyleven, 1973
Innings Pitched	38.0, Perry, 1970
Hits	48, Blyleven, 1971
	Koosman, 1981
Runs	28, Grant, 1967
Earned Runs	26, Rodriguez, 1998
Home Runs	8, Butcher, 1986
Walks	24, Decker, 1975
Strikeouts	33, Liriano, 2012
Games	13, Davis, 1986
Games Started	8, Grant, 1965
Complete Games	1, many players
Hit-Batsmen	3, many players
Wild Pitches	5, Decker, 1975
	Morris, 1991

TEAM RECORDS

BATTING

Average	.327, 1983
At-Bats	1281, 1998
Runs	199, 2001
Hits	363, 1998
Total Bases	546, 2001
Singles	275, 1998
Doubles	74, 2004
Triples	15, 1977
Home Runs	36, 2003
RBI	180, 2001
Walks	127, 1977
Strikeouts	251, 2013
Stolen Bases	28, 1977 and 89
Caught Stealing	20, 1973
GIDP	49, 1996
Sacrifice Hits	15, 1979
Sacrifice Flies	16, 1989
Hit-by-Pitch	20, 2002

PITCHING

Wins	21, 1991
Losses	22, 1974
Saves	12, 1972 and 73
Win Percentage	.739 (17-6), 1983
ERA	2.82, 1972
Innings Pitched	322.0, 1998
Hits	387, 1997
Runs	220, 1997
Earned Runs	195, 1997
Home Runs	44, 2000
Walks	123, 1970
Strikeouts	224, 2012
Games Started	37, 1998
Complete Games	2, 1979
Relief Appearances	140, 2004
Shutouts	5, 1973
Hit-Batsmen	15, 1997
Wild Pitches	26, 2001

MISCELLANEOUS RECORDS

One-run games, Won	14, 1989
One-run games, Lost	9, 1988
Extra-Innings, Won	4, 1968 and 96
Extra-Innings, Lost	5, 1967
Night games, Won	5, 1973 and 75
Night games, Lost	3, many years
Day games, Won	20, 1991 and 2004
Day games, Lost	21, 1998
Home games, Won	13, 1991
Home games, Lost	11, 1997
Road games, Won	12, 2012
Road games, Lost	13, 1988
Vs. Right-handers, Won	15, 1996, 2001 and 04
Vs. Right-handers, Lost	17, 1999
Vs. Left-handers, Won	13, 1991
Vs. Left-handers, Lost	12, 1974
Vs. AL, Won	15, 1991
Vs. AL, Lost	15, 1998
Vs. NL, Won	11, 1973, 89 and 2004
Vs. NL, Lost	13, 1974 and 86
Double plays, Twins	41, 1991
Double plays, Opponent	49, 1996
Errors, Team	44, 1967
Errors, Opponent	47, 1991
Errors, Individual	9, Ferrer, 1974 and Meares, 1996
Left-on-base, Twins	258, 1998
Left-on-base, Opponent	257, 1998
Attendance, Season	
Home	170,497 (15), 2010 (two exhibition games at Target Field)
Road	118,111 (17), 1988
Florida	
Orlando	58,796 (14), 1989
Lee County	129,543 (17), 2008
Road	124,733 (19), 2012
Average, Season	
Orlando	7,443 (16), 1989
Lee County	7,808 (16), 2007
Road	7,304 (16), 1996
Average, Florida	
Orlando	4,258 (12), 1988
Lee County	8,091 (16), 2011
Road	5,417 (16), 2005
Attendance, Game High	
Home	35,100, Chicago-NL April 1, 1989 at Metrodome
Road	37,637, Colorado March 30, 1996 at Denver
Florida	
Orlando	5,488, Los Angeles, March 29, 1964
Lee County	9,298, New York-AL, March 22, 2014
Road	10,698, at New York-AL, March 21, 2013
Attendance, Game Low	
Orlando	432, Philadelphia, April 3, 1974
Lee County	1,389, Texas, April 18, 1995
Road	300, Montreal, March 14, 1974

CenturyLink® Sports Complex

The Twins will spend their 26th spring training season in Lee County at the newly renovated CenturyLink Sports Complex in 2016. Spurred by their first year in the state-of-the-art facility, the Twins won the 1991 World Series after enjoying their most successful Spring Training camp in history as they posted a record-high 21 wins. In the 25 years, the Twins have drawn at total of 2,611,581 fans for 399 dates, an average of 6,545 per game (total does not include 17 replacement games in 1995 - 49,240 fans).

Located south of the city of Ft. Myers near Interstate 75, the CenturyLink Sports Complex is the spring training home to the Twins and their six minor league affiliates. The centerpiece of the facility is a 8,730-seat stadium in which the major league Twins play their exhibition games and conduct some of their daily workouts. The complex also features five full practice fields and two half-fields.

On August 3, 2004, the Twins signed an extension with Lee County for use of the complex through 2020, and on November 6, 2012 the Lee County Board of County Commissioners approved a $42.5 million renovation and a new 30-year lease. Combined with the Twins contribution, raised the total renovations to $48.5 million. The renovations prior to the 2015 season increased the seating capacity to 8,730 and include a new party deck, expanded gift shop and an outfield boardwalk around the playing field to create a 360-degree walk-around the stadium, similar to Target Field. The plan also renovated previously existing concession stands, restrooms, suites and press box areas.

A signature feature of the renovated facilities is the Twins Player Development Academy which includes a 58-room residence hall for players and staff, dining facilities, recreational spaces, great meeting rooms, educational classrooms and Champions Hall, a 220 seat tiered theater used by players and staff for meetings, conferences and presentations throughout the year. The Academy contains state of the art technology, Wi-Fi throughout and high-tech video systems for player instruction for both major league and minor league players.

In addition to the Player Development Academy, the entire minor league building was renovated including expanded clubhouse with new lockers for players and staff, new 1,800 square foot training room, high tech video facilities, expanded office space and a new game field for the minor league teams.

The major league facility team and player upgrades include new athletic training and strength and conditioning rooms, new lockers for players and staff, dedicated dining room space, state of the art video facilities and complete renovation of all office and meeting rooms.

Continuing the renovations at Hammond Stadium prior to the 2016 season, Lee County and the Twins added a shade structure along the LF line of the Boardwalk and a permanent serving area on the 4th floor Sky Deck.

The CLSC is home to two Twins minor league affiliates, housing both the Ft. Myers Miracle of the Single-A Florida State League and the Rookie Level Gulf Coast League Twins.

The main stadium was renamed Bill Hammond Stadium late in the 1994 spring season in honor of the longtime Deputy County Manager who was instrumental in getting the complex approved and bringing the Twins to Lee County.

Major league home and visiting clubhouses are included in the stadium proper, and complete facilities for the minor league teams are contained in a building adjacent to their playing fields. Prior to the start of the 2005 spring training, a 6,000 square foot state-of-the-art fitness training room and conference center was built next to the minor league facility. During the winter of 2007, Lee County and the Twins implemented a variety of improvements to Hammond Stadium, including installation of a grass berm adjacent to right field; installation of a drink rail and party deck behind the grass berm; and installation of two new rows of seats (125 seats in total) at field level between the dugouts. Prior to the start of the 2008 spring schedule, new lights and seats were installed at Hammond Stadium.

The major league club's administrative offices are located in the stadium, with the minor league administrative offices in the building adjacent to its fields.

The facility also features a four-field softball complex and other athletic facilities for use by Lee County organizations and visiting amateur baseball and softball teams, plus an 11-acre water-management lake.

The Twins trained in Orlando, FL, from 1936 through 1990 (with the exception of the war years of 1943, 44 and 45, when they conditioned in College Park, MD) and their minor league clubs moved to Terry Park in Ft. Myers in 1990, after headquartering in Melbourne, FL, from 1964-89. The entire organization was united for the first time in Lee County in 1991.

The Sports Complex, an $18.2 million undertaking, was completed in February, 1991. Lescher and Mahoney, an architectural and engineering firm based in Tampa, FL, was the lead architect for the project, with design assistance from Ellerbe-Becket of Kansas City, Missouri. Case Contracting Company of Plant City, FL, was the contractor.

CENTURYLINK SPORTS COMPLEX RENOVATIONS

RIGHT: Renovations included a 360 degree boardwalk with group gathering areas, shade trellises, a second berm in LF and several different seating options around the outfield.

LEFT: The new site plan includes an additional practice field, a player development academy adjacent to the minor league complex and additional parking beyond the softball fields.

RIGHT: A deck at the top of the seating areas allow fans to view the field from different angles, most of which will be covered by the existing roof.

LEFT: A player development academy includes dining facilities and meeting space for 200 players (at left) and staff, plus classrooms and recreation areas to be used throughout the year.

RIGHT: Pre-game gathering spaces outside the gates, additional (and faster) elevators and a grand new entry into the seating bowl from behind home plate are among the features.

LEFT: Wider concourses with shade trellises make it easier to navigate through the Hammond Stadium facilities. More shaded areas were installed on the leftfield foul territory boardwalk area in 2016.

LEFT: The top two floors feature a 55-room dormitory that house minor league players during spring training, the GCL season, rehabilitation assignments and fall instructional league programs.

The overall two-year project earned Ballpark Digest's Best Major Ballpark Renovation of 2015.

2015 SPRING TRAINING FINAL BATTING STATISTICS

PLAYER	AVG	G	AB	R	H	2B	3B	HR	RBI	SH	SF	HB	BB	SO	SB	CS	E	OBP
Arcia	.269	17	52	5	14	3	1	1	7	0	0	0	0	13	0	0	0	.269
Beresford	.083	16	24	4	2	0	0	0	0	0	0	0	3	7	0	0	1	.185
Bernier	.250	24	36	2	9	0	0	0	0	0	0	2	2	7	1	0	0	.325
Buxton	.125	6	8	1	1	0	0	0	0	0	0	0	2	3	0	0	0	.300
Christensen	.333	3	3	0	1	0	0	0	0	0	0	0	0	0	0	0	0	.333
Diaz	.091	8	11	2	1	1	0	0	0	0	0	0	1	5	0	0	0	.167
Dozier	.367	17	49	9	18	5	1	3	6	0	0	1	5	10	0	0	1	.436
Escobar	.344	18	61	11	21	5	0	4	20	0	1	0	0	8	0	0	0	.339
Farris	.211	18	19	0	4	1	0	0	1	0	0	0	0	2	0	0	1	.211
Fryer	.303	16	33	4	10	2	1	1	7	1	0	0	2	3	0	1	0	.343
Garver	.000	4	4	1	0	0	0	0	0	0	0	0	1	1	0	0	0	.200
Gonzales	.200	2	5	0	1	1	0	0	0	0	0	0	0	2	0	0	0	.200
Goodrum	----	1	0	0	0	0	0	0	0	0	0	0	0	0	0	0	0	----
Gordon	----	0	0	0	0	0	0	0	0	0	0	0	0	0	0	0	0	----
Grimes	.100	11	10	1	1	1	0	0	1	0	0	0	3	3	0	0	0	.308
Hanson	.000	2	2	0	0	0	0	0	0	0	0	0	0	2	0	0	0	.000
Harrison	.000	5	5	0	0	0	0	0	0	0	0	0	1	2	0	0	0	.167
Herrmann	.302	24	43	3	13	1	0	1	5	0	1	0	4	9	0	0	0	.354
Hicks, A	.324	13	34	3	11	0	2	0	2	0	1	0	5	9	3	1	0	.300
Hicks, D	.000	1	1	0	0	0	0	0	0	0	0	0	0	1	0	0	0	.000
Hunter	.357	15	42	5	15	4	0	1	6	0	0	0	3	4	0	1	0	.400
Kanzler	.500	4	4	1	2	1	0	0	0	0	0	0	0	1	0	0	0	.500
Kepler	.111	4	9	0	1	1	0	0	1	0	0	0	0	1	0	0	0	.111
Kvasnicka	.000	2	1	0	0	0	0	0	0	0	0	0	0	0	0	0	0	.000
Martinez	.172	19	29	2	5	1	0	0	1	0	0	0	0	1	0	0	1	.172
Mauer	.273	16	44	4	12	3	0	1	5	0	0	0	5	7	0	0	0	.347
Mejia	.000	4	5	0	0	0	0	0	1	0	0	0	0	1	0	0	0	.000
Meneses	.273	10	11	0	3	0	0	0	1	0	0	0	0	1	0	0	0	.273
Michael	.200	4	5	0	1	1	0	0	0	0	0	0	0	1	0	0	1	.200
Minier	----	0	0	0	0	0	0	0	0	0	0	0	0	0	0	0	0	----
Nunez	.327	18	52	6	17	4	0	1	6	0	1	1	1	3	4	2	2	.345
Ortiz	.111	15	18	1	2	1	0	1	3	0	1	0	0	3	0	0	0	.105
Paulino	.500	2	2	0	1	0	0	0	0	0	0	0	0	0	0	0	0	.500
Peterson	.500	3	2	1	1	0	0	0	0	0	0	0	2	1	0	0	0	.750
Pinto	.316	8	19	0	6	1	0	0	0	0	0	0	1	4	0	0	0	.350
Plouffe	.196	18	56	6	11	3	0	1	2	0	1	0	5	13	0	0	3	.258
Polanco	.429	7	7	2	3	0	0	0	0	0	0	0	0	0	0	0	1	.429
Ramirez	.200	2	5	2	1	0	0	0	0	0	0	0	0	2	1	0	0	.200
Robinson	.300	19	50	7	15	4	0	0	2	0	0	0	5	8	1	3	1	.364
Rodriguez	.182	5	11	0	2	0	0	0	0	0	0	0	0	3	0	0	0	.182
Rohlfing	.000	15	19	1	0	0	0	0	0	0	0	1	1	10	0	0	1	.095
Rosario	.233	17	43	7	10	1	1	2	7	0	1	0	0	9	0	1	0	.227
Sano	.200	6	10	3	2	0	0	2	3	0	0	0	3	2	0	0	1	.385
Santana, D	.441	18	59	7	26	3	2	0	3	0	1	0	1	11	3	1	2	.328
Schafer	.245	19	53	7	13	2	0	1	6	0	1	0	5	6	3	3	0	.305
Suzuki	.341	16	41	5	14	3	1	0	3	0	0	0	3	4	0	0	0	.386
Swim	.000	2	1	0	0	0	0	0	0	0	0	0	0	0	0	0	0	.000
Thomas	1.000	1	1	0	1	0	0	0	0	0	0	0	0	0	0	0	0	1.000
Turner	.500	3	4	0	2	0	0	0	0	0	0	0	0	0	0	0	0	.500
Vargas	.279	22	68	8	19	2	0	4	10	0	0	0	5	14	0	0	0	.329
Vavra, Ta	.000	1	1	0	0	0	0	0	0	0	0	0	0	1	0	0	0	.000
Vavra, Tr	.000	1	1	0	0	0	0	0	0	0	0	0	0	0	0	0	0	.000
Vielma	1.000	1	1	1	1	0	0	0	0	0	0	0	0	0	0	0	0	1.000
Walker	.222	4	9	2	2	1	0	1	1	0	0	0	0	3	0	0	0	.222
Wickens	.000	3	1	0	0	0	0	0	0	0	0	1	1	1	0	0	1	.667
Williams	.000	1	1	0	0	0	0	0	0	0	0	0	0	0	0	0	1	.000
TEAM	**.262**	**32**	**1086**	**124**	**284**	**56**	**9**	**25**	**110**	**2**	**9**	**6**	**70**	**202**	**16**	**13**	**20**	**.307**
OPPONENTS	**.267**	**32**	**1079**	**135**	**288**	**54**	**7**	**29**	**128**	**5**	**7**	**10**	**87**	**201**	**16**	**9**	**24**	**.325**

ATTENDANCE AT HAMMOND STADIUM

YEAR	DATES	ATTENDANCE	AVERAGE
1991	18	123,753	6,875
1992	17	119,920	7,054
1993	16	90,503	5,656
1994	15	100,930	6,729
1995*	7	18,737	2,677
1996	17	80,027	4,707
1997	18	89,743	4,986
1998	19	90,523	4,764
1999	16	82,527	5,158
2000	17	99,432	5,849
2001	18	94,513	5,251
2002	17	102,238	6,014
2003	15	106,209	7,081
2004	15	110,331	7,355
2005	15	111,691	7,446
2006	17	121,574	7,151
2007	17	129,543	7,620
2008	16	124,934	7,808
2009	17	122,555	7,209
2010	13	104,712	8,054
2011	16	129,453	8,091
2012	16	117,503	7,344
2013	17	113,845	6,697
2014	14	107,806	7,700
2015	16	123,994	7,294
TOTAL	**399**	**2,611,581**	**6,545**

* - does not include 17 replacement games which drew 49,240

2015 SPRING TRAINING FINAL PITCHING STATISTICS

PITCHER	W	L	ERA	G	GS	CG	SH	SV	IP	H	R	ER	HR	HB	BB	SO	WP	BK	BAA
Achter	0	2	4.70	5	0	0	0	0	7.2	8	5	4	2	0	4	7	0	0	.276
Berrios	0	0	0.00	2	0	0	0	0	6.0	7	1	0	0	0	0	4	0	0	.280
Boyer	0	0	1.26	10	1	0	0	1	14.1	7	2	2	0	0	3	7	0	0	.143
Burdi	0	0	13.50	1	0	0	0	0	0.2	1	1	1	1	0	0	0	0	0	.333
Darnell	0	0	6.75	3	0	0	0	0	5.1	6	4	4	0	2	4	6	1	0	.316
Duensing	0	0	8.18	10	0	0	0	0	11.0	16	10	10	3	1	2	9	1	1	.333
Duffey	0	0	---	0	0	0	0	0	---	0	0	0	0	0	0	0	0	0	---
Fien	1	0	0.82	10	0	0	0	2	11.0	7	1	1	0	1	2	4	0	0	.184
Gibson	0	2	3.51	6	6	0	0	0	25.2	22	10	10	3	1	7	18	1	0	.232
Gonsalves	0	0	---	0	0	0	0	0	---	0	0	0	0	0	0	0	0	0	---
Graham	0	1	5.79	10	0	0	0	0	14.0	18	10	9	0	0	6	7	1	0	.333
Hamburger	1	0	5.59	6	0	0	0	2	9.2	8	7	6	1	0	2	10	2	0	.216
Hughes	2	0	5.28	5	5	0	0	0	15.1	17	9	9	2	0	7	15	2	0	.274
Johnson, C	0	1	13.50	1	0	0	0	0	0.2	1	1	1	0	0	1	1	0	0	.333
Johnson, D	0	0	0.00	2	0	0	0	1	2.0	1	0	0	0	0	0	1	0	1	.167
Ledezma	0	0	20.25	2	0	0	0	0	1.1	1	3	3	0	0	4	0	0	0	.250
May	0	1	4.22	3	2	0	0	0	10.2	10	5	5	2	0	2	9	0	0	.244
Meyer	1	0	1.59	3	0	0	0	0	5.2	4	1	1	0	1	7	6	1	0	.211
Milone	1	1	3.60	5	5	0	0	0	20.0	19	8	8	1	0	6	13	0	0	.244
Nolasco	2	1	3.97	6	6	0	0	0	22.2	22	11	10	5	1	5	17	3	0	.256
Oliveros	0	0	0.00	2	0	0	0	0	3.0	1	0	0	0	1	1	5	0	0	.100
O'Rourke	0	0	10.80	2	0	0	0	0	1.2	3	2	2	1	1	0	1	0	0	.429
Pelfrey	0	2	1.15	6	2	0	0	0	15.2	17	4	2	1	0	2	7	1	0	.288
Perkins	0	0	1.50	6	0	0	0	0	6.0	3	1	1	1	0	0	6	0	0	.143
Pressly	0	0	8.31	4	0	0	0	0	4.1	10	4	4	0	0	3	4	0	0	.455
Pryor	0	0	1.50	5	0	0	0	1	6.0	4	1	1	0	0	1	1	1	0	.182
Reed	0	1	27.00	1	0	0	0	0	0.1	1	1	1	1	0	0	0	0	0	.500
Rogers	0	0	---	0	0	0	0	0	---	0	0	0	0	0	0	0	0	0	---
Salcedo	0	0	0.00	4	0	0	0	0	2.1	1	1	0	0	0	3	2	0	0	.200
Santana, E	3	1	1.89	5	5	0	0	0	19.0	14	4	4	1	1	3	12	0	0	.215
Stauffer	1	0	8.31	9	0	0	0	0	13.0	23	14	12	3	0	5	7	0	0	.377
Stewart	0	0	---	0	0	0	0	0	---	0	0	0	0	0	0	0	0	0	---
Thielbar	0	2	5.73	8	0	0	0	0	11.0	19	8	7	1	0	3	10	0	0	.373
Thompson	1	1	1.93	8	0	0	0	2	9.1	7	2	2	0	0	3	6	0	0	.212
Tonkin	0	0	6.75	4	0	0	0	0	4.0	9	4	3	0	0	1	5	0	0	.429
Wheeler	0	0	0.00	2	0	0	0	0	1.1	1	0	0	0	0	0	1	0	0	.250
TEAM	**13**	**16**	**3.94**	**32**	**32**	**0**	**0**	**9**	**280.2**	**288**	**135**	**123**	**29**	**10**	**87**	**201**	**14**	**2**	**.267**
OPPONENTS	**16**	**13**	**3.61**	**32**	**32**	**0**	**1**	**12**	**281.1**	**284**	**124**	**113**	**25**	**6**	**70**	**202**	**9**	**1**	**.262**

TWINS ANNUAL SPRING RECORD

YEAR	RECORD	YEAR	RECORD	YEAR	RECORD	YEAR	RECORD
1961	15-14	1975	17-13	1989	19-12	2003	19-13
1962	12-13	1976	10-5	1990	6-9	2004	20-11
1963	7-20	1977	14-15	1991	21-10	2005	15-14-2
1964	16-10	1978	15-10	1992	12-15-1	2006	19-13
1965	11-16	1979	13-13	1993	17-13	2007	14-17
1966	15-13	1980	15-6	1994	14-18	2008	15-15
1967	12-17	1981	15-13	1995	8-6	2009	19-13
1968	12-16	1982	9-16	1996	18-15	2010	16-14
1969	12-12	1983	17-6	1997	13-21	2011	20-12
1970	7-20	1984	13-13	1998	15-21-1	2012	18-15
1971	11-15	1985	13-16-1	1999	13-21	2013	17-16
1972	16-9	1986	11-19	2000	17-17	2014	9-16-3
1973	15-14	1987	14-10	2001	19-14	2015	13-16-3
1974	5-22	1988	11-18	2002	18-14-1	**TOTALS**	**777-775-12**

HEADQUARTERS: Four Points by Sheraton
13600 Treeline Avenue South
Ft. Myers, FL 33913
239-322-1399

STADIUM: CenturyLink Sports Complex
14100 Six Mile Cypress Parkway
Ft. Myers, FL 33912
239-533-7610

REPORTING DATES: Pitchers & Catchers, February 21
Position Players, February 26

FIRST WORKOUTS: Pitchers & Catchers, February 22
Position Players, February 27

MEDIA AND PHOTO DAY: Tuesday, March 1, 7:30 a.m.

EXHIBITION SCHEDULE

DATE	DAY	OPPONENT	SITE	RADIO	TV	TIME
3/2	Wednesday	Boston	Jet Blue Park	TIBN/Go 96.3	- -	1:05 p.m.
3/3	**THURSDAY**	**BOSTON**	**CENTURYLINK SPORTS COMPLEX**	**TIBN/Go 96.3**	**FSN Plus**	**7:05 p.m.**
3/4	Friday	Pittsburgh	Bradenton	- -	- -	1:05 p.m.
3/5	**SATURDAY**	**BALTIMORE**	**CENTURYLINK SPORTS COMPLEX**	**TIBN/Go 96.3**	**FSN Plus**	**1:05 p.m.**
3/6	Sunday	Tampa Bay	Port Charlotte	TIBN/Go 96.3	- -	1:05 p.m.
3/7	Monday	Baltimore	Sarasota	TIBN/Go 96.3	- -	1:05 p.m.
3/8	**TUESDAY**	**ST. LOUIS**	**CENTURYLINK SPORTS COMPLEX**	**- -**	**- -**	**1:05 p.m.**
		Toronto	Dunedin	- -	- -	1:05 p.m.
3/9	**WEDNESDAY**	**PHILADELPHIA**	**CENTURYLINK SPORTS COMPLEX**	**- -**	**- -**	**1:05 p.m.**
3/10	Thursday	Boston	Jet Blue Park	- -	- -	1:05 p.m.
3/11	**FRIDAY**	**MIAMI**	**CENTURYLINK SPORTS COMPLEX**	**- -**	**- -**	**1:05 p.m.**
3/12	Saturday	Baltimore	Sarasota	TIBN/Go 96.3	- -	1:05 p.m.
3/13	**SUNDAY**	**BALTIMORE**	**CENTURYLINK SPORTS COMPLEX**	**TIBN/Go 96.3**	**FS North**	**1:05 p.m.**
3/14	Monday	St. Louis	Jupiter	- -	FS Midwest	1:05 p.m.
3/15	TUESDAY	OFF DAY				
3/16	**WEDNESDAY**	**BOSTON**	**CENTURYLINK SPORTS COMPLEX**	**TIBN/Go 96.3**	**FSN Plus**	**7:05 p.m.**
3/17	Thursday	Baltimore	Sarasota	TIBN/Go 96.3	- -	7:05 p.m.
3/18	Friday	Boston	Jet Blue Park	- -	- -	1:05 p.m.
3/19	Saturday	Pittsburgh	Bradenton	TIBN/Go 96.3	- -	1:05 p.m.
3/20	**SUNDAY**	**NEW YORK-AL**	**CENTURYLINK SPORTS COMPLEX**	**TIBN/Go 96.3**	**FS North**	**1:05 p.m.**
3/21	**MONDAY**	**PITTSBURGH**	**CENTURYLINK SPORTS COMPLEX**	**- -**	**- -**	**1:05 p.m.**
3/22	**TUESDAY**	**BALTIMORE**	**CENTURYLINK SPORTS COMPLEX**	**- -**	**FS North**	**1:05 p.m.**
		Philadelphia	Clearwater	- -	- -	1:05 p.m.
3/23	**WEDNESDAY**	**TAMPA BAY**	**CENTURYLINK SPORTS COMPLEX**	**- -**	**FS North**	**1:05 p.m.**
3/24	Thursday	Miami	Jupiter	- -	- -	1:05 p.m.
3/25	Friday	Tampa Bay	Port Charlotte	- -	- -	1:05 p.m.
3/26	**SATURDAY**	**PITTSBURGH**	**CENTURYLINK SPORTS COMPLEX**	**TIBN/Go 96.3**	**FSN Plus**	**1:05 p.m.**
3/27	Sunday	New York-AL	Tampa	TIBN/Go 96.3	- -	1:05 p.m.
3/28	Monday	Pittsburgh	Bradenton	- -	- -	1:05 p.m.
3/29	**TUESDAY**	**BOSTON**	**CENTURYLINK SPORTS COMPLEX**	**- -**	**- -**	**1:05 p.m.**
3/30	**WEDNESDAY**	**TORONTO**	**CENTURYLINK SPORTS COMPLEX**	**- -**	**FS North**	**1:05 p.m.**
3/31	**THURSDAY**	**BOSTON**	**CENTURYLINK SPORTS COMPLEX**	**- -**	**FS North**	**1:05 p.m.**
4/1	Friday	Washington	Nationals Park	TIBN/Go 96.3	- -	6:05 p.m.
4/2	Saturday	Washington	Nationals Park	TIBN/Go 96.3	- -	12:05 p.m.

NOTE: All times local ... schedule subject to change.

NATIONAL BASEBALL HALL OF FAME INFORMATION

NATIONAL BASEBALL HALL OF FAME AND MUSEUM

25 Main Street, Cooperstown, New York 13326
Phone: (607) 547-7200 **Fax:** (607) 547-2044
Public Relations: (607) 547-0215
E-mail Address: info@baseballhalloffame.org
Website: baseballhall.org
Summer Hours: Memorial Day Weekend - Labor Day Weekend: 9 am to 9 pm
Regular Hours: 9 a.m. to 5 p.m.
Holiday Closings: Thanksgiving Day, Christmas Day and New Year's Day.

DIRECTORY

Jane Forbes Clark (Chairman), Joe Morgan (Vice Chairman), Jeff Idelson (President), Jeff Jones (Senior Vice President of Finance and Administration), Sean Gahagan (Vice President, Retail Merchandising & Licensing), Erik Strohl (Vice President of Exhibitions and Collections), Ken Meifert (Vice President, Sponsorship & Development), Jim Gates (Librarian), Brad Horn (Vice President, Communications & Education) and Craig Muder (Communications Director).

2016 HALL OF FAME WEEKEND - JULY 22-25

Induction Ceremony: Sunday, July 24 at 1:30 p.m. ET, Clark Sports Center — **Awards:** Saturday, July 23 at 4:30 p.m. ET, Doubleday Field
BBWAA Class of 2016: Ken Griffey, Jr. and Mike Piazza

MINNESOTA TWINS IN THE HALL OF FAME

A total of seven former players to earn enshrinement in the Baseball Hall of Fame spent some of their professional careers with the Minnesota Twins, including 2011 BBWAA electee Bert Blyleven (1970-1976, 1985-1988), joined Rod Carew (1967-1978), Harmon Killebrew (1961-1974) and Kirby Puckett (1984-1995) as Hall of Famers who spent the majority of their careers with the Twins. Paul Molitor (1996-1998), Steve Carlton (1987-1988) and Dave Winfield (1993-1994) also played for the Twins. For more information on Twins in the Hall of Fame, visit the Hall of Famers team pages at www.baseballhall.org.

NOTABLE TWINS ARTIFACTS AT THE HALL OF FAME

- Cap worn by Phil Hughes when he set a big league record with a strikeout-to-walk ratio of 11.63-to-1 during the 2014 season.
- Cap and ball from Francisco Liriano's no-hitter on May 3, 2011 against the White Sox.
- Jim Thome's 587th home run bat from September 11, 2010 to become eighth on the all-time list.
- Ball with grass stain hit by Boston's Marco Scutaro for the first regular-season hit at Target Field on April 12, 2010.
- Bat used by Jason Kubel to hit the first home run at Target Field on April 12, 2010.
- Dirt taken from the playing surface of Target Field on April 12, 2010, where the Twins played their first regular-season outdoor home game since September 30, 1981.
- Bat and jersey worn by 2009 AL MVP and batting champion Joe Mauer.
- Ticket, ball and third base from Game 163 when the Twins earned the division title in the final regular-season game at the Metrodome on October 6, 2009.
- Bat used by Michael Cuddyer to hit for cycle on May 22, the second Twin to hit for the cycle and one of the record-tying eight in the majors during the 2009 season.
- Helmet and gloves worn by Jason Kubel during his cycle on April 17, 2009, completed with a go-ahead grand slam.
- Bat used by Joe Mauer during the final game of 2006, to seal the AL batting title.
- Spikes worn by Paul Molitor when he collected his 3,000th career hit on September 16, 1996.
- Jersey, cap and pants worn by Luke Edwards in the 1994 movie "Little Big League."
- Bat used by Hall of Famer Kirby Puckett to go 6-for-6 on August 30, 1987, giving him an AL record 10 straight hits.
- Batting gloves used by Hall of Famer and seven-time batting champion Rod Carew.
- Program and tickets from first game in the Hubert H. Humphrey Metrodome, April 6, 1982 vs. the Mariners.
- 1964 Twins uniform worn by Hall of Famer Harmon Killebrew.

A LOOK AHEAD TO 2017

Ballots for the 2017 Hall of Fame/BBWAA election will be distributed following the 2016 season with results from the voting scheduled to be announced in January 2017. A partial list of first-year candidates for election includes: Vladimir Guerrero, Jorge Posada, Manny Ramirez and Ivan Rodriguez. Historical information on past BBWAA elections and the election process can be accessed at www.baseballhall.org or by contacting the Hall of Fame Communications department.

CONNECT TO COOPERSTOWN

- For up-to-the-minute news from Cooperstown, visit at www.baseballhall.org. Stay up-to-date on all the activity at the Hall of Fame's official site and through social networking on Facebook, Instagram, Twitter and YouTube.
- If you would like to receive interesting stories and timely news items direct from the Hall of Fame and get the inside track on the latest happenings in Cooperstown, sign up for *Inside Pitch*. There's no cost to receive our weekly electronic newsletter in your e-mail box at home or work and it's easy to enroll: Just log on to www.baseballhall.org/insidepitch.
- If you have an interest in receiving *Around The Horn*, the Hall's monthly media newsletter, please send an e-mail to info@baseballhall.org. Be sure to include your name, name of organization and e-mail address. Or visit www.baseballhall.org/ath.

RESEARCH ASSISTANCE

The Hall of Fame is pleased to provide assistance in baseball research and members of the media are encouraged to utilize this valuable baseball resource whenever necessary by calling the Public Relations department at (607) 547-0215, or the Library Reference desk at (607) 547-0330.

MINNESOTA TWINS MAJOR LEAGUE ROSTER

MANAGER: 4 Paul Molitor; **COACHES:** 41 Neil Allen, 23 Tom Brunansky, 40 Butch Davis, 13 Gene Glynn, 18 Eddie Guardado, 63 Rudy Hernandez, 46 Joe Vavra; **TRAINER:** Dave Pruemer; **ASST. TRAINERS:** Tony Leo, Lanning Tucker; **STRENGTH & CONDITIONING:** Perry Castellano; **BULLPEN CATCHER:** Nate Dammann

NO.	PITCHERS (22):	B-T	HT.	WT.	BORN	BIRTHPLACE	RESIDENCE	2015 CLUB	W	L	ERA	G	GS	SV	IP	H	R	ER	BB	SO	MLS
60	Chargois, J.T.	S-R	6-3	200	12/3/90	Sulphur, LA	League City, TX	Chattanooga (AA)	1	1	2.73	32	0	11	33.0	26	12	10	20	34	0.000
								Ft. Myers (A)	1	0	2.40	16	0	4	15.0	12	8	4	5	19	
71	Dean, Pat	L-L	6-1	195	5/25/89	Waterbury, CT	Naugatuck, CT	Rochester (AAA)	12	11	2.82	27	27	0	179.0	170	60	56	36	98	0.000
56	Duffey, Tyler	R-R	6-3	222	12/27/90	Houston, TX	Houston, TX	MINNESOTA	5	1	3.10	10	10	0	58.0	56	20	20	20	53	0.063
								Rochester (AAA)	5	6	2.53	14	14	0	85.1	73	32	24	18	68	
								Chattanooga (AA)	2	2	2.56	8	8	0	52.2	46	19	15	12	54	
50	Fien, Casey	R-R	6-2	212	10/21/83	Santa Rosa, CA	Temecula, CA	MINNESOTA	4	6	3.55	62	0	0	63.1	61	26	25	8	41	3.143
								Rochester (AAA)	0	0	0.00	3	0	0	3.0	0	0	0	1	3	
44	Gibson, Kyle	R-R	6-6	216	10/23/87	Greenfield, IN	Ft. Myers, FL	MINNESOTA	11	11	3.84	32	32	0	194.2	186	88	83	65	145	2.056
62	Graham, J.R.	R-R	5-11	175	1/14/90	Livermore, CA	Livermore, CA	MINNESOTA	1	1	4.95	39	1	0	63.2	73	41	35	21	53	1.000
45	Hughes, Phil	R-R	6-5	238	6/24/86	Mission Viejo, CA	Laguna Beach, CA	MINNESOTA	11	9	4.40	27	25	0	155.1	184	76	76	16	94	8.113
49	Jepsen, Kevin	R-R	6-3	235	7/26/84	Anaheim, CA	Phoenix, AZ	MINNESOTA	1	1	1.61	29	0	10	28.0	18	5	5	7	25	5.163
								TAMPA BAY	2	5	2.81	46	0	5	41.2	34	15	13	20	34	
81	Landa, Yorman	R-R	6-0	175	6/11/94	Santa Teresa, VZ	Santa Teresa, VZ	Cedar Rapids (A)	2	1	1.67	15	0	0	27.0	18	9	5	14	31	0.000
								GCL Twins (SS)	1	0	0.00	7	0	1	9.0	3	1	0	2	9	
65	May, Trevor	R-R	6-5	240	9/23/89	Longview, WA	Kelso, WA	MINNESOTA	8	9	4.00	48	16	0	114.2	127	53	51	26	110	1.051
74	Melotakis, Mason	R-L	6-3	220	6/28/91	Bloomington, IN	Colleyville, TX	--INJURED -- DID NOT PLAY --													0.000
51	Meyer, Alex	R-R	6-9	225	1/3/90	Greensburg, IN	Greensburg, IN	Rochester (AAA)	4	5	4.79	38	8	0	92.0	101	54	49	48	100	0.008
								MINNESOTA	0	0	16.88	2	0	0	2.2	4	5	5	3	3	
33	Milone, Tommy	L-L	6-0	220	2/16/87	Saugus, CA	Santa Clarita, CA	MINNESOTA	9	5	3.92	24	23	1	128.2	128	64	56	36	91	3.143
								Rochester (AAA)	4	0	0.70	5	5	0	38.2	25	3	3	3	47	
47	Nolasco, Ricky	R-R	6-2	215	12/13/82	Corona, CA	Miami, FL	MINNESOTA	5	2	6.75	9	8	0	37.1	50	31	28	14	35	9.142
								Cedar Rapids (A)	0	0	0.00	1	1	0	5.0	3	1	0	0	5	
61	O'Rourke, Ryan	R-L	6-3	228	4/30/88	Worcester, MA	Worcester, MA	MINNESOTA	0	0	6.14	28	0	0	22.0	16	15	15	15	24	0.090
								Rochester (AAA)	0	0	5.93	20	0	0	13.2	13	9	9	7	22	
								Chattanooga (AA)	0	0	0.00	2	0	0	1.1	2	0	0	0	3	
15	Perkins, Glen	L-L	6-0	205	3/2/83	St. Paul, MN	Lakeville, MN	MINNESOTA	3	5	3.32	60	0	32	57.0	58	21	21	10	54	8.010
57	Pressly, Ryan	R-R	6-3	210	12/15/88	Dallas, TX	Highland Village, TX	MINNESOTA	3	2	2.93	27	0	0	27.2	27	9	9	12	22	2.053
								Rochester (AAA)	0	2	4.50	7	0	0	10.0	6	7	5	6	15	
55	Rogers, Taylor	L-L	6-3	170	12/17/90	Littleton, CO	Littleton, CO	Rochester (AAA)	11	12	3.98	28	27	0	174.0	190	83	77	44	126	0.000
76	Rosario, Randy	L-L	6-1	200	5/18/94	Nagua, DR	Rio San Juan, DR	GCL Twins (R)	1	0	0.00	2	2	0	8.0	5	0	0	1	9	0.000
								Cedar Rapids (A)	2	6	3.52	11	10	0	53.2	55	31	21	19	45	
54	Santana, Ervin	R-R	6-2	175	12/12/82	San Cristobal, DR	San Cristobal, DR	MINNESOTA	7	5	4.00	17	17	0	108.0	104	50	48	36	82	10.104
								Rochester (AAA)	3	0	1.74	3	3	0	20.2	17	4	4	4	11	
37	Strong, Mike	L-L	6-0	194	11/17/88	Afton, MN	Edmond, OK	Colorado Springs (AAA)	1	1	7.16	12	1	0	16.1	19	13	13	11	12	0.000
								Biloxi (AA)	4	1	2.54	38	0	5	49.2	26	15	14	20	49	
59	Tonkin, Michael	R-R	6-7	220	11/19/89	Glendale, CA	Palmdale, CA	MINNESOTA	0	0	3.47	26	0	0	23.1	21	9	9	9	19	1.005
								Rochester (AAA)	2	1	1.10	33	0	0	41.0	25	5	5	5	46	

NO.	CATCHERS (3):	B-T	HT.	WT.	BORN	BIRTHPLACE	RESIDENCE	2015 CLUB	AVG	G	AB	R	H	2B	3B	HR	RBI	BB	SO	SB	MLS
66	Hicks, John	R-R	6-2	228	8/31/89	Richmond, VA	Goochland, VA	Tacoma (AAA)	.245	83	298	39	73	15	1	6	35	17	71	9	0.038
								SEATTLE	.063	17	32	1	2	1	0	0	1	1	18	1	
12	Murphy, John Ryan	R-R	5-11	205	5/13/91	Bradenton, FL	Bradenton, FL	NEW YORK-AL	.277	67	155	21	43	9	1	3	14	12	43	0	1.120
8	Suzuki, Kurt	R-R	5-11	203	10/4/83	Wailuku, HI	Torrance, CA	MINNESOTA	.240	131	433	36	104	17	0	5	50	29	59	0	8.113

40-MAN ROSTER (continued)

NO.	INFIELDERS (8):	B-T	HT.	WT.	BORN	BIRTHPLACE	RESIDENCE	2015 CLUB	AVG	G	AB	R	H	2B	3B	HR	RBI	BB	SO	SB	MLS
2	Dozier, Brian	R-R	5-11	198	5/15/87	Tupelo, MS	Fulton, MS	MINNESOTA	.236	157	628	101	148	39	4	28	77	61	148	12	3.100
5	Escobar, Eduardo	S-R	5-10	185	1/5/89	Villa de Cura, VZ	Palo Negro, VZ	MINNESOTA	.262	127	409	48	107	31	4	12	58	28	86	2	3.128
7	Mauer, Joe	L-R	6-5	225	4/19/83	St. Paul, MN	Ft. Myers, FL	MINNESOTA	.265	158	592	69	157	34	2	10	66	67	112	2	12.000
9	Nunez, Eduardo	R-R	6-0	193	6/15/87	Santo Domingo, DR	Azua, DR	MINNESOTA	.282	72	188	23	53	14	1	4	20	12	29	8	4.090
52	Park, Byung Ho	R-R	6-1	220	7/10/86	Seoul, South Korea	Seoul, South Korea	Nexen (Japan)	.343	140	528	129	181	35	1	53	146	78	161	10	0.000
24	Plouffe, Trevor	R-R	6-2	216	6/15/86	West Hills, CA	Porter Ranch, CA	MINNESOTA	.244	152	573	74	140	35	4	22	86	50	124	2	4.162
11	Polanco, Jorge	S-R	5-11	198	7/5/93	San Pedro de Macoris, DR	Santo Domingo, DR	MINNESOTA	.300	4	10	1	3	0	0	0	1	2	1	1	0.011
								Rochester (AAA)	.284	22	88	7	25	6	0	0	6	4	10	1	
								Chattanooga (AA)	.289	95	394	55	114	17	3	6	47	35	63	18	
19	Vargas, Kennys	S-R	6-5	289	8/1/90	Canovanas, PR	Morovis, PR	MINNESOTA	.240	58	175	18	42	4	0	5	17	9	54	0	0.161
								Rochester (AAA)	.279	38	122	20	34	6	0	6	22	26	39	0	
								Chattanooga (AA)	.287	35	122	20	35	3	2	7	24	26	32	0	

NO.	OUTFIELDERS (7):	B-T	HT.	WT.	BORN	BIRTHPLACE	RESIDENCE	2015 CLUB	AVG	G	AB	R	H	2B	3B	HR	RBI	BB	SO	SB	MLS
31	Arcia, Oswaldo	L-R	6-0	225	5/9/91	Anaco, VZ	Anaco, Anzoategui, VZ	MINNESOTA	.276	19	58	6	16	0	0	2	8	4	15	0	2.020
								Rochester (AA)	.199	79	282	31	56	13	0	12	41	18	82	0	
25	Buxton, Byron	R-R	6-2	189	12/18/93	Baxley, GA	Baxley, GA	MINNESOTA	.209	46	129	16	27	7	1	2	6	6	44	2	0.113
								Rochester (AAA)	.400	13	55	11	22	3	1	1	8	4	12	2	
								Chattanooga (AA)	.283	59	237	44	67	7	12	6	37	26	51	20	
67	Kepler, Max	L-L	6-4	207	2/10/93	Berlin, Germany	Berlin, Germany	MINNESOTA	.143	3	7	0	1	0	0	0	0	0	3	0	0.013
								Chattanooga (AA)	.322	112	407	76	131	32	13	9	71	67	63	18	
								Ft. Myers (A)	.250	6	24	4	6	2	0	0	0	2	5	1	
20	Rosario, Eddie	L-R	6-1	180	9/28/91	Guayama, PR	Guayama, PR	MINNESOTA	.267	122	453	60	121	18	15	13	50	15	118	11	0.154
								Rochester (AAA)	.242	23	95	11	23	2	1	3	12	5	17	1	
22	Sano, Miguel	R-R	6-4	262	5/11/93	San Pedro de Macoris, DR	San Pedro de Macoris, DR	MINNESOTA	.269	80	279	46	75	17	1	18	52	53	119	1	0.095
								Chattanooga (AA)	.274	66	241	55	66	18	1	15	48	38	68	5	
39	Santana, Danny	S-R	5-11	185	11/7/90	Monte Plata, DR	Monte Plata, DR	MINNESOTA	.215	91	261	30	56	10	5	0	21	6	68	8	1.111
								Rochester (AAA)	.322	35	152	24	49	10	4	3	15	7	25	6	
73	Walker, Adam Brett	R-R	6-5	225	10/18/91	Milwaukee, WI	Milwaukee, WI	Chattanooga (AA)	.239	133	502	75	120	31	3	31	106	51	195	13	0.000

NON-ROSTER PLAYERS (24)

NO.	PITCHERS (9):	B-T	HT.	WT.	BORN	BIRTHPLACE	RESIDENCE	2015 CLUB	W	L	ERA	G	GS	SV	IP	H	R	ER	BB	SO	MLS
58	Abad, Fernando	L-L	6-1	220	12/17/85	La Romana, DR	La Romana, DR	OAKLAND	2	2	4.15	62	0	0	47.2	45	23	22	19	45	4.073
68	Berrios, Jose	R-R	6-0	187	5/27/94	Bayamon, PR	Bayamon, PR	Rochester (AAA)	6	2	2.62	12	12	0	75.2	59	24	22	14	83	0.000
								Chattanooga (AA)	8	3	3.08	15	15	0	90.2	77	32	31	24	92	
72	Boshers, Buddy	L-L	6-3	205	5/9/88	Huntsville, AL	Huntsville, AL							-- DID NOT PLAY --							0.051
77	Burdi, Nick	R-R	6-5	220	1/19/93	Hinsdale, IL	Downers Grove, IL	Chattanooga (AA)	3	4	4.53	30	0	2	43.2	40	25	22	32	54	0.000
								Ft. Myers (A)	2	2	2.25	13	0	2	20.0	12	7	5	3	29	
38	Darnell, Logan	L-L	6-2	220	2/2/89	Nashville, TN	Joelton, TN	Rochester (AAA)	5	1	2.78	35	7	0	77.2	77	29	24	25	66	0.073
27	Kintzler, Brandon	R-R	6-0	191	8/1/84	Las Vegas, NV	Las Vegas, NV	MILWAUKEE	0	1	6.43	7	0	0	7.0	12	6	5	5	7	4.026
								Colorado Springs (AAA)	1	1	5.21	17	0	0	19.0	23	13	11	4	14	
								AZL Brewers (R)	0	0	0.00	3	1	0	3.1	2	0	0	0	3	
79	Reed, Jake	R-R	6-2	190	9/29/92	Tucson, AZ	La Mesa, CA	Ft. Myers (A)	1	0	0.00	9	0	1	12.1	8	2	0	1	7	0.000
								Chattanooga (AA)	4	4	6.32	35	0	1	47.0	55	43	33	21	39	
70	Runzler, Dan	L-L	6-4	210	3/30/85	Santa Monica, CA	Scottsdale, AZ	Reno (AAA)	0	1	5.26	39	0	0	37.2	48	25	22	28	40	2.071
64	Thompson, Aaron	L-L	6-3	203	2/28/87	Santa Fe, NM	Houston, TX	MINNESOTA	1	3	5.01	41	0	0	32.1	32	19	18	11	17	0.146
								Rochester (AAA)	1	1	3.71	21	0	1	17.0	16	7	7	4	11	

NO.	CATCHERS (5):	B-T	HT.	WT.	BORN	BIRTHPLACE	RESIDENCE	2015 CLUB	AVG	G	AB	R	H	2B	3B	HR	RBI	BB	SO	SB	MLS
80	Centeno, Juan	L-R	5-9	195	11/16/89	Arecibo, PR	Arecibo, PR	Colorado Springs (AAA)	.295	51	176	11	52	6	3	0	24	5	19	2	0.105
								MILWAUKEE	.048	10	21	0	1	1	0	0	0	2	7	0	
82	Garver, Mitch	R-R	6-1	220	1/15/91	Albuquerque, NM	Albuquerque, NM	Ft. Myers (A)	.245	127	433	46	106	24	1	4	58	69	82	5	0.000
83	Paulino, Carlos	R-R	6-0	175	9/24/89	Puerto Plata, DR	Puerto Plata, DR	Rochester (AAA)	.257	34	109	15	28	5	1	0	8	10	9	0	0.000
								Chattanooga (AA)	.270	20	63	4	17	4	1	0	8	7	6	0	
84	Swim, Alex	L-R	6-0	183	3/26/91	Greensboro, NC	Greensboro, NC	Ft. Myers (A)	.311	85	344	37	107	13	2	0	38	18	30	5	0.000
85	Turner, Stuart	R-R	6-2	220	12/27/91	Eunice, LA	Eunice, TN	Chattanooga (AA)	.223	98	327	40	73	13	1	4	37	45	69	5	0.000

NO.	INFIELDERS (5):	B-T	HT.	WT.	BORN	BIRTHPLACE	RESIDENCE	2015 CLUB	AVG	G	AB	R	H	2B	3B	HR	RBI	BB	SO	SB	MLS
30	Beresford, James	L-R	6-1	170	1/19/89	Mount Waverly, AUS	Glen Waverly, AUS	Rochester (AAA)	.307	129	498	58	153	21	1	1	50	29	57	2	0.000
32	Britton, Buck	L-R	6-0	170	5/16/86	Panorama City, CA	Weatherford, TX	Oklahoma City (AAA)	.262	117	385	43	101	14	4	7	49	27	52	11	0.000
78	Meneses, Heiker	R-R	5-9	200	7/1/91	Caracas, VZ	Guarenas, VZ	Chattanooga (AA)	.259	100	340	44	88	10	2	0	34	24	72	15	0.000
36	Tovar, Wilfredo	R-R	5-10	180	8/11/91	Santa Teresa del Tuy, VZ	Santa Teresa del Tuy, VZ	Las Vegas (AAA)	.283	102	357	50	101	15	1	3	42	22	40	30	0.053
1	Vielma, Engelb	S-R	5-11	155	6/22/94	Maracaibo, VZ	Maracaibo, VZ	Ft. Myers (A)	.270	120	441	49	119	9	2	1	29	35	71	35	0.000

NO.	OUTFIELDERS (5):	B-T	HT.	WT.	BORN	BIRTHPLACE	RESIDENCE	2015 CLUB	AVG	G	AB	R	H	2B	3B	HR	RBI	BB	SO	SB	MLS
43	Benson, Joe	R-R	6-1	215	3/5/88	Hinsdale, IL	Minooka, IL	Binghampton (AA)	.250	54	184	32	46	10	1	4	24	25	36	7	0.023
								Gwinnett (AAA)	.246	41	118	18	29	8	1	0	9	15	27	4	
21	Mastroianni, Darin	R-R	5-11	190	8/26/85	Mount Kisco, NY	St. Louis Park, MN	Lehigh Valley (AAA)	.293	16	58	8	17	4	0	0	2	4	12	5	2.018
								Syracuse (AAA)	.252	96	385	35	97	22	2	3	34	27	73	20	
53	Rodriguez, Reynaldo	R-R	6-0	195	7/2/86	Cartegena, Columbia	Cartegena, Columbia	Rochester (AAA)	.255	132	502	81	128	34	7	16	80	39	82	13	0.000
17	Quentin, Carlos	R-R	6-1	235	8/28/82	Bellflower, CA	San Diego, CA	Tacoma (AAA)	.176	5	17	2	3	1	0	0	1	0	2	0	8.074
26	Sweeney, Ryan	L-L	6-4	225	2/20/85	Cedar Rapids, IA	Naperville, IL							-- DID NOT PLAY --							7.031

© 2016 Treasure Island Resort & Casino

IT'S GETAWAY TIME

Treasure Island
RESORT & CASINO

A delightful Caribbean getaway is closer than you think when you stay at Treasure Island Resort & Casino. From our spacious hotel and luxury spa, to our action packed gaming floor and fun-filled water park, it's an escape for the whole family. Discover your paradise today at The Island.

TIcasino.com | 1-800-222-7077

Class of 2016

MINNESOTA TWINS HALL OF FAME

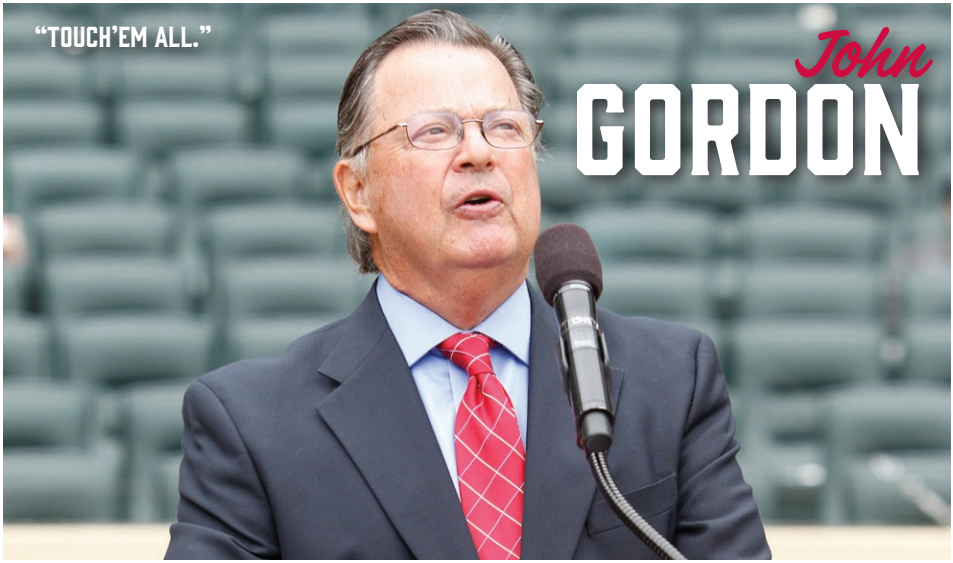

MINNESOTA TWINS 2016 SCHEDULE TWINSBASEBALL.COM 612 33-TWINS

APRIL

SUN	MON	TUE	WED	THU	FRI	SAT
					1	2
3	4 2:05 BAL	5	6 6:05 BAL	7 6:05 BAL	8 7:15 KC	9 6:15 KC
10 1:15 KC	11 3:10 CWS	12	13 7:10 CWS	14 12:10 CWS	15 7:10 LAA	16 1:10 LAA
17 1:10 LAA	18 7:10 MIL	19 12:10 MIL	20 7:10 MIL	21 12:40 MIL	22 6:05 WAS	23 12:05 WAS
24 12:35 WAS	25 7:10 CLE	26 7:10 CLE	27 7:10 CLE	28	29 7:10 DET	30 1:10 DET

MAY

SUN	MON	TUE	WED	THU	FRI	SAT
1 1:10 DET	2 7:10 HOU	3 7:10 HOU	4 7:10 HOU	5	6 7:10 CWS	7 6:10 CWS
8 1:10 CWS	9 7:10 BAL	10 7:10 BAL	11 12:10 BAL	12	13 6:10 CLE	14 3:10 CLE
15 12:10 CLE	16 6:08 DET	17 6:08 DET	18 12:08 DET	19 7:10 TOR	20 7:10 TOR	21 1:10 TOR
22 1:10 TOR	23 7:10 KC	24 7:10 KC	25 12:10 KC	26	27 9:10 SEA	28 9:10 SEA
29 3:10 SEA	30 3:05 OAK	31 9:05 OAK				

JUNE

SUN	MON	TUE	WED	THU	FRI	SAT
			1 2:35 OAK	2 7:10 TB	3 7:10 TB	4 1:10 TB
5 1:10 TB	6	7 7:10 MIA	8 7:10 MIA	9 7:10 MIA	10 7:10 BOS	11 1:10 BOS
12 1:10 BOS	13 9:05 LAA	14 9:05 LAA	15 9:05 LAA	16 7:10 NYY	17 7:10 NYY	18 1:10 NYY
19 1:10 NYY	20	21 7:10 PHI	22 7:10 PHI	23 12:10 PHI	24 6:05 NYY	25 12:05 NYY
26 12:05 NYY	27	28 7:10 CWS	29 7:10 CWS	30 1:10 CWS		

JULY

SUN	MON	TUE	WED	THU	FRI	SAT
					1 7:10 TEX	2 1:10 TEX
3 1:10 TEX	4 1:10 OAK	5 7:10 OAK	6 12:10 OAK	7 7:05 TEX	8 7:05 TEX	9 8:05 TEX
10 2:05 TEX	11 12 13 14 ALL STAR BREAK ★ SAN DIEGO PADRES ★				15 7:10 CLE	16 6:10 CLE
17 1:10 CLE	18 6:08 DET	19 6:08 DET	20 12:08 DET	21 6:10 BOS	22 6:10 BOS	23 6:10 BOS
24 12:35 BOS / 31 1:10 CWS	25	26 7:10 ATL	27 7:10 ATL	28	29 7:10 CWS	30 6:10 CWS

AUGUST

SUN	MON	TUE	WED	THU	FRI	SAT
	1 6:10 CLE	2 6:10 CLE	3 6:10 CLE	4 11:10 CLE	5 6:10 TB	6 12:10 TB
7 12:10 TB	8 7:10 HOU	9 7:10 HOU	10 7:10 HOU	11 12:10 HOU	12 7:10 KC	13 6:10 KC
14 1:10 KC	15	16 6:10 ATL	17 6:10 ATL	18 7:15 KC	19 7:15 KC	20 6:15 KC
21 1:15 KC	22	23 7:10 DET	24 7:10 DET	25 12:10 DET	26 6:07 TOR	27 12:07 TOR
28 12:07 TOR	29 6:10 CLE	30 6:10 CLE	31 6:10 CLE			

SEPT./OCT.

SUN	MON	TUE	WED	THU	FRI	SAT
				1 7:10 CWS	2 7:10 CWS	3 6:10 CWS
4 1:10 CWS	5 1:10 KC	6 7:10 KC	7 7:10 KC	8	9 7:10 CLE	10 6:10 CLE
11 1:10 CLE	12 6:08 DET	13 6:08 DET	14 6:08 DET	15 12:08 DET	16 6:10 NYM	17 6:10 NYM
18 12:10 NYM	19	20 7:10 DET	21 7:10 DET	22 7:10 DET	23 7:10 SEA	24 6:10 SEA
25 1:10 SEA	26	27 6:15 KC	28 6:15 KC	29 6:15 KC	30 7:10 CWS	1 6:10 CWS
2 2:10 CWS						

Extra Value Home Games · Value Home Games · Select Home Games · Premium Home Games · Elite Home Games

All games on Go 96.3 and Treasure Island Baseball Network. All times Central. Schedule subject to change.