

The biggest thing to happen to lighting since the Sun



Philips SlimStyle LED.
A slim design at a slim price.

Now bring home the benefits of high quality LED light for under \$10.

innovation  you



Available at



©2014 Koninklijke Philips N.V. All rights reserved.



2ndUltimateLightSource.com

PHILIPS



ATLANTA HAWKS MEDIA GUIDE 2014-15

2014-15 ATLANTA HAWKS MEDIA GUIDE

hawks.com





2014-15 ATLANTA HAWKS SCHEDULE

S M T W T F S

OCT

			1	2	3	4	
5	7:30 NO	6	7	8	9	10	11
12	13	14	15	8:00 CHI	16	17	18
19	20	21	22	23	24	25	
26		27	28	29	30	31	

S M T W T F S

NOV

							1
2	3	4	5	6	7	8	IND
9	10	11	12	13	14	15	
16	17	18	19	20	21	22	
23	24	25	26	27	28	29	
30							

DEC

	1	2	3	4	5	6
7	8	9	10	11	12	13
14	15	16	17	18	19	20
21	22	23	24	25	26	27
28	29	30	31			

JAN

				1	2	3
4	5	6	7	8	9	10
11	12	13	14	15	16	17
18	19	20	21	22	23	24
25	26	27	28	29	30	31

FEB

1	2	3	4	5	6	7
8	9	10	11	12	13	14
15	16	17	18	19	20	21
22	23	24	25	26	27	28
29	30	31				

MAR

1	2	3	4	5	6	7
8	9	10	11	12	13	14
15	16	17	18	19	20	21
22	23	24	25	26	27	28
29	30	31				

APR

		1	2	3	4	
5	6	7	8	9	10	11
12	13	14	15	16		
17	18	19	20	21	22	23
24	25	26	27	28	29	30
31						

- PRESEASON HOME
- HOME GAME
- PRESEASON AWAY
- AWAY GAME
- ★ ALL-STAR WEEKEND
- NEW YORK

All games available in HD. All games listed as Eastern Time (ET) and subject to change.



FOXSPORTSSOUTH.COM

[f](#) FOXSPORTSSOUTH [t](#) @SPORTSSOUTH

xfinity HD 884



SPORTSSOUTH: SPSO | NBA TV: NBA | NBA on TNT: TNT | NBA on ESPN: ESPN

FOR TICKETS OR MORE INFORMATION, CALL 1-866-715-1500 OR VISIT HAWKS.COM

ATLANTA HAWKS

Ownership	6
Executive Management.....	7

FRONT OFFICE

Steve Koonin	8
Danny Ferry	9
Scott Wilkinson	9
Wes Wilcox	10
Rick Sund	10
Dominique Wilkins	11
Basketball Operations	13
Mike Budenholzer/ Coaching Staff	15
Community Development	20

PLAYERS

Hawks Roster	24
Pero Antic	26
Kent Bazemore	28
Elton Brand	30
DeMarre Carroll	32
Al Horford	34
John Jenkins	36
Kyle Korver	38
Shelvin Mack	40
Paul Millsap	42
Mike Muscala	44
Andreian Payne	46
Dennis Schröder	48
Mike Scott	50
Thabo Sefolosha	52
Jeff Teague	54

2013-14 REVIEW

Summary	58
Final Statistics	59
High Games	60
Game By Game Results	62
Quarter By Quarter Results	64
Hawks Team Stats	66
Opp. Team Stats	68
Miscellaneous Numbers	70
2013-14 Transactions	74

RECORDS

Hawks Yearly Leaders	76
Hawks Individual Records	84
Hawks Team Records	86
All Time Career Leaders	88
All Time Season Leaders	90
Ind. Opp. Single Game Records	93

RECORDS CONT.

Team Opp. Single Game Records	95
Philips Arena Records	97
Atl./Opp. Highs & Lows	100
Hawks Select Circle	101
Opp. Select Circle	102
NBA Stat Leaders	103
Starting Lineups	104
Sundry Hawks Records	105
The Last Time	106

HISTORY

Yearly W-L Results	108
Hawks Coaching Records	109
Yearly Results	110
1968-14 Transactions	156
1968-14 Offensive Stats	171
1968-14 Defensive Stats	172
1977-14 Attendance	173
Misc. Records	175
Overtime	179
1968-14 Draft Choices	181
All-Time Roster	183
All-Time Uniform Numbers	196
History of the Hawks	197
Retired Numbers	206
Collier Trophy	207
Individual Honors	208
Weekly/Monthly Honors	209

PLAYOFFS

All-Time Playoff Results	209
2014 Playoff Results	215
Hawks Playoff Highs	216
Hawks Individual Records	217
Hawks Team Records	218
Opp. Individual Records	220
Opp. Team Records	221
Yearly Stats	223

NBA

NBA Directory	232
NBDL Directory	233
2013 NBA Award Winners	234
Final NBA Standings	235
Final NBA Stats	236
2014 NBA Draft	241
Past NBA Champions	242
All-Time Award Winners	243
All-Time NBA Leaders	244

OPPONENTS

Team by Team	250
Hawks All-Time vs. Opp.	279

MEDIA

Media Information	282
Hawks Radio / TV	285

PHILIPS ARENA

General Information	288
Seating Chart	289
Service Level Map	290
Court Dimensions	291
Philips Arena Firsts	292

PRODUCTION NOTES

Exec. Editor: Garin Narain
Editor: Jon Steinberg
Asst. Editors: Jason Roose
 Jelani Downing
Photography: Scott Cunningham
 Zach Wolfe
 NBAE / Getty Images
 Hawks Photo Files
Design: Cliff Lumms
Printer: Tucker Castleberry

© 2014 Atlanta Hawks. All NBA and team insignia depicted in this publication are the property of NBA Properties, Inc. and the respective teams of the NBA and may not be reproduced for commercial purposes without the prior written consent of NBA Properties, Inc. The information contained in this publication was compiled by the Atlanta Hawks and is provided as a courtesy to our fans and the press and may be used only for personal or editorial purposes. Any commercial use of this information is prohibited without the prior written consent of the Atlanta Hawks.

The Atlanta Hawks dedicate the 2014-15 Media Guide to the memory of Hawks legends Walt Bellamy and Lou Hudson, who passed away November 2, 2013 and April 11, 2014, respectively.



WALT BELLAMY
1939-2013



LOU HUDSON
1944-2014

TABLE OF CONTENTS



STAFF DIRECTORY

Atlanta Hawks
Centennial Tower
101 Marietta St. NW, Suite 1900
Atlanta, Georgia 30303

Administration: (404) 878-3800
Sales: 1-866-715-1500
Administration Fax Number: (404) 878-3836
Media Relations Fax Number: (404) 878-3590

ATLANTA HAWKS

OWNERSHIP

Managing Partner and NBA Governor Bruce Levenson
Managing Partner and Alternate NBA Governor..... Michael Gearon

INVESTORS

Ed Peskowitz, Rutherford Seydel, Todd Foreman,
Michael Gearon, Sr., Beau Turner

EXECUTIVE MANAGEMENT

Chief Executive Officer,
Atlanta Hawks and Philips Arena Steve Koonin
President of Entertainment Enterprises Bob Williams
Executive Vice President, Chief Legal Officer and
Assistant General Manager, Atlanta Hawks..... T. Scott Wilkinson
Executive Vice President and Chief Financial Officer..... Phil Ebinger
Executive Vice President and
General Manager, Philips Arena Trey Feazell
Executive Vice President and
Chief Revenue Officer Andrew Steinberg
Senior Vice President, External Affairs and Executive Director,
Atlanta Hawks Foundation..... David Lee
Senior Vice President of Marketing and
Chief Creative Officer..... Peter Sorckoff
Vice President, Public Relations..... Garin Narain
Vice President, Brand Strategy Melissa Proctor

BASKETBALL OPERATIONS

President of Basketball Operations and
General Manager, Atlanta Hawks Danny Ferry
Assistant General Manager Wes Wilcox
Executive Vice President, Chief Legal Officer and
Assistant General Manager, Atlanta Hawks..... T. Scott Wilkinson
Vice President of Basketball and
Special Advisor to CEO Dominique Wilkins
Senior Advisor, Basketball Operations Rick Sund
Director of Basketball Operations Mike McNeive
Executive Assistant and
Manager of Basketball Operations Carole Harding
Manager of Basketball Operations Andy Birdsong
Manager, Travel and Equipment Zac Walsh
Video Coordinator Jordan Ott
Manager, Player Development and
Basketball Operations Naya-Joi Martin
Scout Jim Thomas
Scout and Coordinator of Basketball Operations Jeff Peterson
Assistant Video Coordinator Patrick St. Andrews
Assistant, Basketball Operations Chase Buford
Assistant, Equipment Tyler Clark
Team Security Andre Cottle
Seasonal Assistant, Basketball Operations Nick Gibson
Vince Legarza
Seasonal Assistant, Basketball Operations/Video Zach Peterson

HAWKS COACHING STAFF

Head Coach Mike Budenholzer
Assistant Coaches Kenny Atkinson
Darvin Ham
Taylor Jenkins
Charles Lee
Neven Spahija
Ben Sullivan

HAWKS TRAINING STAFF

Head Athletic Trainer Wally Chase
Director of Player Performance & Assistant Trainer... Pete Radulovic
Strength and Conditioning Coach Jeff Watkinson
Assistant Trainer Scottie Parker
Assistant, Strength and Conditioning Mike Morrison

HAWKS MEDICAL STAFF

Team Physician (Orthopedic) Dr. Michael Bernot
Team Physician (Internal Medicine) Dr. Scott Kleber
Team Ophthalmology Dr. Eugene Gabianelli
Dr. Andrew Feinberg
Dr. Parul Khator
Dr. Louis Freedman

HAWKS PUBLIC RELATIONS

Director, Media Relations Jon Steinberg
Senior Manager, Media Relations Jason Roose
Coordinator of Corporate Communications Jelani Downing
Public Relations Assistant Daniel Wolk

TELEVISION/RADIO BROADCASTING

Hawks Radio Announcer..... Steve Holman
Television Play-by-Play Bob Rathburn
Television Analyst Dominique Wilkins

BROADCAST AND CORPORATE PARTNERSHIPS AND SUITE SALES & SERVICE

Vice President, Revenue Integration Jim Pfeifer
Senior Director, Corporate Partner Activation..... Chris Carter
Director, Corporate Partnerships Stewart Tanner
Senior Manager, Suite Sales Ryan Sember
Senior Manager, Business Development..... Sampson Yimer
Senior Manager, Corporate Partnerships Chris Baudin
Manager, Corporate Partnerships & Digital Sales John Curnutt
Manager, Corporate Partnerships & Media Sales Tony Alexander
Beth Kelley
Leo Yerashunas
Manager, Radio Sales Andrew Ciraci
Manager, Membership Engagement Nikia Bynum-Whitaker
Manager, Corporate Partner Activation Chris Argano
Jen Lehren

Manager, Corporate Partner Engagement Brandi Burton
Manager, Partner Integration Jamie Burns
Executive, Premium Sales & Corporate Partnerships ... Trey Bennett
Keith Brennan
Borge Etienne
Clarence Hoover
Michele King
Dustin McCorkle
Michael Reynolds
Ruje Seaman
Senior Coordinator, Corporate Partner Activation Neda Perry
Coordinator, Corporate Partner Activation Todd Bynum
Robert Rodriguez
Coordinator, Corporate Partnerships..... Courtney Timmons

CORPORATE ADMINISTRATION

Senior Executive Assistant to the CEO..... Anne Smith

EXTERNAL AFFAIRS

Senior Director, Corporate Social Responsibility Andrea Carter
Director, Event Marketing and Sports Programs Jon Babul
Senior Manager,
Basketball Programs and Alumni Relations Duane Ferrell

STAFF DIRECTORY

Coordinator, Corporate Social Responsibility Margo Kline
Assistant, Corporate Social Responsibility Marissa Ahrens
Assistant, External Affairs..... Tanisha Wilkins

HUMAN RESOURCES

Vice President of Human Resources Tony Donato
Manager of Human Resources Brittany Symons
Specialist, Benefits Chelsey Ingle
Coordinator of Human Resources Sarah Leist
Human Resources Assistant Erika Slaton
Receptionist/Office Assistant Indria Britt

FINANCE, ACCOUNTING AND IT

Senior Director of Accounting/Corporate Controller..... Michelle Pratt
Assistant Controller Darius Nixon
Senior Director, IT Charles Gore
Manager, IT Jon Halseth
Senior Systems Administrator..... Marc Baron
Senior Manager, Accounting Brandolyn McMullen
Senior Manager, Payroll & Benefits Julia Wu
Senior Accountant..... Nikia Clark
Supervisor, Accounting & Financial Systems..... Jay Dancy
Staff Accountant Chris Beck
Clinton Jenkins
Loree Dawson
Yonicka James
Raiford Hodges
Sr. Financial Analyst Krista Halford
Payroll Specialist Deirdre Ray

MARKETING, GAME OPERATIONS AND CREATIVE SERVICES

Vice President of Production and Creative Services David Schindler
Director of Direct Marketing Timothy Chappell
Director of Ticket Marketing Denise Sicheneder
Manager, Event Production Rob Calia
Manager, Video Content Mike Deuel
Manager, Dance Team and Talent Donni Frazier
Chief Video Engineer Vince Laster
Digital Signage Producer Andre Hickman
Producer, Video/Graphics Dan Bartlett
Producer, Interactive Video Content..... Marcus Klutz
Audio Engineer Mike Knowles
Senior Graphic Designer Lucas Armstrong
Graphic Designer Cliff Lummus
Sharon Robinson
Senior Coordinator, Marketing Jennifer DeBono
Coordinator, Marketing Lauren Arum
Coordinator, Mascot Melvin Banks
Coordinator, Game Presentation..... Drew Frank
Coordinator, Game Operations Keith Hansard
Coordinator, Event Marketing & School Programs Mike Levene
Coordinator, Event Marketing & Promotions..... Kirsten Salmonsens
Assistant, Advertising & Promotions..... Annabelle Bower

RETAIL OPERATIONS

Director, Retail Sales..... Kathy Hakiki
Manager, Hawks Shop Scott Dumais
Manager, Retail Inventory and Operations Tony Nichols
Coordinator, Retail Shelly Briers

LEGAL

Senior Counsel Caren Cook
Team Counsel Joe Kennedy

ANALYTICS & CRM

Senior Director, Analytics & CRM David Elgin
Manager, Analytics JT Louviere
Analyst, Database Beck Hartmann
Senior Coordinator, Database Noele Crooks

INTERACTIVE MARKETING

Director of Interactive Marketing Micah Hart

Coordinator of Social Media Jaryd Wilson
Producer, Interactive Content..... Jessica Taylor

TICKET SALES AND SERVICE

Senior Vice President, Ticket Sales & Service..... Kyle Brunson
Senior Director, Ticket Services Wendell Byrne
Senior Director, Premium & New Membership Sales..... Theo Hodges
Director, Membership Service..... Brad Hamacher
Director, Ticket Sales Eric Platte
Senior Manager, Ticket Services..... Gilda Carlyse
Senior Manager, Suite Services Will Stephens
Manager, Group Sales Carder Berry
Manager, New Membership Sales Ben Brown
Manager, Membership Service Brian Graham
Specialist, Ticket Services..... Phil Kvidt
Senior Consultant, Premium Group Membership Ryan Collier
Kevin Gibson

Senior Consultant, Membership Jonathan Adler
Senior Consultant, Premium Membership Service..... Stacey Belding
Senior Consultant, Membership Service..... Cory Garneau
Consultant, Group Membership Katie Abrams
Emily Hanover
Stephen Lacey
Joe Rickert
Angela Spence
Alex Surface
Chris Shadig

Consultant, Premium Membership Service Erika Howe
Consultant, Membership Service Joseph Hardin
Daniel Stegall
Consultant, Membership Brent Cohoon
Reshould Collins
Brittney Eustache
Scott Foley
Aaron Holman
Gary Malta
Jack Wallin
April Williams
Coordinator, Suite Service Claudia DeCasseres
Associate, Membership Robert Agusta
Myers Dean
Derek Herron
Evan Kay
Natasha LaGrande
Jason Lary
Taylor Mahan
Patrick McPhail
Kacy Morley
Addison Moreno
Arpen Patel
Josh Pridemore
Ashley Splawn
Ryan Summers
Cody Tackett

PHILIPS ARENA

EXECUTIVE MANAGEMENT

Executive Vice President & General Manager..... Trey Feazell
Vice President, Building & Event Operations..... Barry Henson
Vice President, Guest Services & Operations..... Jason Parker
Vice President, Marketing & Business Development Kevin Preast

ADMINISTRATION

Senior Manager, Service Integration Janice Koon
Executive Assistant & Booking Manager..... Rita Cobb
Administrative Assistant..... Brook West

BOOKINGS, BOX OFFICE & MARKETING

Senior Director, Box Office Sam Williams
Senior Manager, Box Office Rick Scholla



FRONT OFFICE



STAFF DIRECTORY

Manager, Event Marketing & Promotions..... Katie Root
 Senior Coordinator, Box Office Joan Hicks
 Coordinator, Arena Marketing & Public Relations Lacy Bedol

Coordinator, Ticket Operations..... Jennifer Kinsey
 Paul Kvidt
 Ticket Seller Charlotte Cowings

BUILDING AND EVENT OPERATIONS

Director, Building & Event OperationsChuck Robinson
 Asst. Director, Building & Event OperationsSteve Willmann
 Senior Manager, Event OperationsPaul Krajewski
 Manager, General Maintenance Javits Britt
 Manager, Event Operations..... Catie Scott
 Manager, Conversion Operations Jeff Giannasi
 Rodney Richardson
 Assistant, Conversion Operations..... Randall Filmons
 Assistant, Building & Event Operations.....Eric Morgan
 Lead Electrician..... John Garrett
 Lead General Maintenance..... Sam Dunn
 Lead Conversion..... Willie Ficklin
 BMT I Seneca Mallory
 BMT II Michael Harris
 Henry Watson
 Matthew Wilkes

Electrician II Bud Bradford
 Joseph Deaton
 Jeffrey Goddard
 Kelly Hall
 Mike Harney

Lead HVAC Bill Utley
 HVAC IDadrick Grundy
 HVAC IILavern Taylor
 Billy Mitchell
 Douglas Stewart

LocksmithRobert Boleman
 Painter I Larry Royals
 Cameron Smith
 Painter IIJeremiah Eberhart
 PlumberBob Vine


GUEST SERVICES & SECURITY

Assistant Director, Customer ServiceKeith Wentz
 Senior Manager,

Guest Services & Security..... Sharonda O'Rear-Mathews
 Senior Manager, Premium Services Larry Taylor
 Manager, Customer Service..... Chanda Dabney
 Manager, Security Systems Megan Lodestro
 Supervisor, SecurityDarriel Bailey
 Luther Hitchcock
 Maranda Knox

Security Officer Latasia Crawford
 Lovett Dent
 Fedra Grogan
 Bennie Jenkins
 Jimmy Jones
 Betty Lesaine
 Courtney Lupoe
 Lateisha Marcus
 Angela Miller
 Bradley Neal
 Rowen Phillips
 Terry Taylor
 Levertis Truitt
 Stephen Williams

15 AL HORFORD





BRUCE LEVENSON - MANAGING PARTNER AND NBA GOVERNOR



Bruce Levenson and Ed Peskowitz co-founded United Communications Group (UCG), a portfolio of professional business information companies, in 1977. UCG, which is now one of the largest privately held business information companies in the world, provides specialized information to more than two million business clients and over 35 million consumers in numerous business sectors, including healthcare, technology, energy, telecommunications and financial services. Involved in many philanthropic endeavors, Bruce has served on the boards of the "I Have a Dream Foundation," Hoop Dreams and Community Foundation. Levenson is a graduate of Washington University in St. Louis and the American University School of Law. From 1994-99, he and Ed owned a minority interest in the Washington Wizards, Capital Centre and Verizon Center. Bruce has homes in Atlanta and Potomac, Md.

MICHAEL GEARON - MANAGING PARTNER



Michael Gearon, a native and lifelong resident of Atlanta, started a telecommunications enterprise after college and sold the business several years later to American Tower, one of the largest providers of communications towers in the world. He is currently involved with several businesses internationally. A graduate of Georgia State University, Gearon is an avid lifelong Hawks fan. He resides in Atlanta with his wife and three children. Gearon also serves as the Hawks' alternate NBA governor.

INVESTORS



ED PESKOWITZ



RUTHERFORD SEYDEL



TODD FOREMAN



MICHAEL GEARON, SR.



BEAU TURNER

EXECUTIVE MANAGEMENT



STEVE KOONIN
CHIEF EXECUTIVE OFFICER



SCOTT WILKINSON
EXECUTIVE VICE PRESIDENT,
CHIEF LEGAL OFFICER AND
ASST. GENERAL MANAGER



PHIL EBINGER
EXECUTIVE VICE PRESIDENT
AND CHIEF FINANCIAL OFFICER



TREY FEAZELL
EXECUTIVE VICE PRESIDENT
AND GENERAL MANAGER,
PHILIPS ARENA



ANDREW STEINBERG
EXECUTIVE VICE PRESIDENT
AND CHIEF REVENUE OFFICER



DAVID LEE
SENIOR VICE PRESIDENT,
EXTERNAL AFFAIRS AND
EXECUTIVE DIRECTOR,
ATLANTA HAWKS FOUNDATION



PETER SORCKOFF
SENIOR VICE PRESIDENT
OF MARKETING AND
CHIEF CREATIVE OFFICER



GARIN NARAIN
VICE PRESIDENT OF
PUBLIC RELATIONS



MELISSA PROCTOR
VICE PRESIDENT OF
BRAND STRATEGY



BOB WILLIAMS
PRESIDENT OF
ENTERTAINMENT ENTERPRISES

HAWKS MANAGEMENT

STEVE KOONIN - CHIEF EXECUTIVE OFFICER, ATLANTA HAWKS & PHILIPS ARENA



Steve Koonin was named Chief Executive Officer (CEO) of the Atlanta Hawks on April 13, 2014. Koonin, who also has an equity position within the ownership group, oversees all business, financial and strategic operations of the Atlanta Hawks and Philips Arena, and represents the owners as the head of the organization.

Koonin, a longtime entertainment and marketing veteran, joined the Hawks after spending the previous 14 years with Turner Entertainment Networks, most recently serving as the division's president. As president, he oversaw programming, marketing, scheduling, strategy and operations for top-rated networks TNT, TBS, truTV, Turner Classic Movies, as well as Peachtree TV. Under his leadership, the networks have won numerous Emmy Awards and Peabody Awards, as well as established ratings records and critical acclaim. He was also instrumental in the programming and media rights acquisition processes around the NBA and NCAA, and helped build strong brand franchises in "Inside the NBA" and "NBA on TNT".

During his Turner career, he was selected for TV Guide's "The Power List" and named by Entertainment Weekly as one of the "Smartest People in Television."

Prior to his stint at Turner, Koonin was at the helm of presence marketing and worldwide advertising at The Coca-Cola Company, where he spent over a decade. While serving as Coca-Cola's vice president of sports and entertainment marketing, he was named Sports Executive of the Year by Sports Business Journal.

A lifelong resident of Atlanta, Koonin serves on the boards of Emory Healthcare, the Georgia Aquarium, the Fox Theatre, Metro Atlanta Chamber of Commerce and the Atlanta Symphony Orchestra, and is a trustee of the Marcus Jewish Community Center of Atlanta. He is also on the board of GameStop, the world's largest video game and entertainment software retailer.

He studied marketing at the University of Georgia, where he and his wife, Eydie, have established the Koonin Scholars Fund at the Grady College of Journalism and Mass Communication. The fund provides scholarships for Grady students preparing for careers in the creative industries and media.



HAWKS MANAGEMENT

DANNY FERRY - PRESIDENT OF BASKETBALL OPERATIONS AND GENERAL MANAGER



Danny Ferry joined the Atlanta Hawks in June of 2012, bringing 23 years of NBA experience as both a player and front office executive.

Ferry oversees the basketball operations program, including coaching, player personnel, contract negotiations and salary cap management.

With the goal of creating sustainable success and building a championship caliber organization, Ferry has made a series of moves since his arrival to better position the franchise. He hired Mike Budenholzer as head coach of the team on May 28, 2013. He has also engineered a number of trades and free agent signings, which have netted key veterans Paul Millsap, Kyle Korver, Lou Williams and DeMarre Carroll. Through his first two drafts, he has acquired young talent in John Jenkins, Mike Scott, Dennis Schroder, Adreian Payne and Mike Muscala.

Under his guidance the past two seasons, the Hawks have made the playoffs both years, extending the Eastern Conference's longest active postseason streak with seven consecutive playoff appearances.

Ferry was previously with the San Antonio Spurs serving as the team's vice president of basketball operations from 2010-2012. In this position, he oversaw the team's player personnel, coaching, officiating, on-court policy and procedures, as well as scheduling. Prior to the Spurs, Ferry held the role of General Manager for the Cleveland Cavaliers from 2005-2010, where the Cavaliers posted a 272-138 (.663) record, enjoyed the NBA's best regular season record in both 2008-09 and 2009-10 and advanced to the 2007 NBA Finals, marking the franchise's first, and only, trip to the NBA Finals.

Ferry's NBA career included playing for the San Antonio Spurs (2000-2003) and the Cleveland Cavaliers (1990-2000). In his 13-year NBA career, Ferry averaged 7.0 points and 2.8 rebounds in 917 career games. Shortly after winning an NBA Championship with San Antonio and retiring as a player for the Spurs in 2003, Ferry began his NBA front office career. He became the Spurs' director of basketball operations where he remained until 2005.

He played four seasons at Duke (1985-1989) where he earned his degree in political science. He was named a First Team All-American as both a junior and a senior, received the 1989 Naismith Award after averaging 22.6 points, 7.4 rebounds and 4.7 assists and was inducted into the Duke Sports Hall of Fame in September of 2004.

Ferry and his wife, Tiffany, have five children, Hannah, Grace, Sophia, Lucy and Jackson.

SCOTT WILKINSON - EXECUTIVE VICE PRESIDENT, CHIEF LEGAL OFFICER AND ASSISTANT GENERAL MANAGER



In his 16th season with the Hawks is Executive Vice President & Chief Legal Officer/Assistant General Manager Scott Wilkinson.

Wilkinson primarily serves as Executive Vice President and Chief Legal Officer with oversight of all legal matters for ATL Hawks, LLC, Arena Operations, LLC, Arena Sports Marketing, LLC and Atlanta Hawks Foundation, Inc. In his role as Assistant General Manager, his basketball operations duties include assisting in the negotiation and drafting of contracts for players, coaches and other staff; supervising and assisting with player trades as well as with salary cap and collective bargaining agreement issues; placing and managing all insurance and overseeing Hawks' risk management; and scheduling of all Hawks' preseason games, among other things.

Wilkinson was previously assistant general counsel for Turner Sports, Inc., providing legal support to all Turner Sports properties, including the Hawks, the Atlanta Braves, World Championship Wrestling and The Goodwill Games.

Before his tenure at Turner, Wilkinson practiced law with Moore & Van Allen in Durham, NC, and was also a founding member and sports agent for Buoniconti Sports Management Group, LLC. Prior to that, he was an associate at the law firm of Ginsburg, Feldman and Bress in Washington D.C., and was a judge advocate in the United States Marine Corps. For over 20 years, he served in various legal and civil affairs billets in the U.S. Marine Corps Reserve, retiring as a Lieutenant Colonel in 2006.

Wilkinson attended Duke University on a football scholarship and earned his A.B. degree, cum laude, in 1985. He earned his J.D. from Duke in 1988. Wilkinson and his wife, Beth, have two children and reside in Atlanta.

BASKETBALL OPERATIONS

WES WILCOX - ASSISTANT GENERAL MANAGER



In his third season as the Hawks' Assistant General Manager is Wes Wilcox. He was named to his position on July 9, 2012.

Prior to his hiring in Atlanta, Wilcox was director of player personnel for the Cavaliers, as well as serving as General Manager of the Cavs' NBA Development League team, the Canton Charge. As the club's first GM, he was responsible for assembling the Charge's roster and front office, hired the team's first head coach, and led the development of Canton's practice facility. The Charge made the D-League playoffs in their first year of existence and advanced to the conference semifinals.

He joined the Cavaliers in 2003 and held the roles of advance scout, college scout, pro personnel scout and assistant coach, prior to his promotion to director of player personnel.

Wilcox got his NBA start in 2001-02 as an intern with the Miami Heat in their scouting/video department, before moving to New Orleans as the Hornets' video coordinator in 2002-03. He is a 2001 graduate of Cal-State Fullerton, and a native of La Habra, California.

Wes and his wife Larisha have three children – sons Noah and Jonah, and daughter Jaleah. Larisha spent 10 years working in the NBA in public relations and basketball operations.

RICK SUND - SENIOR ADVISOR, BASKETBALL OPERATIONS



With 40 years of NBA experience, longtime league executive Rick Sund is the Hawks' senior advisor, basketball operations, after having spent 2008-12 as Atlanta's Executive Vice President and General Manager. Under his leadership, the Hawks won nearly 60 percent of their games (184-128), reaching the playoffs in each of his four seasons and advancing to the Eastern Conference semifinals three times.

Formerly the General Manager of the Seattle Sonics from 2001-07, Sund and the Sonics were the inaugural champions of the Northwest Division in 2004-05, and the team reached the postseason twice during his tenure.

Prior to that, he served in several different capacities with the Dallas Mavericks from 1979-94, finishing up as vice president of basketball operations.

In 1994, he spent one season as a consultant for the Sonics during Wally Walker's first season as GM, managing the Sonics' college scouting program and assisting Walker with personnel decisions.

Sund joined the Detroit Pistons as vice president of player personnel in the summer of 1995, later assuming the title of Executive VP and General Manager of Basketball Operations.

Sund began his career in Milwaukee under the tutelage of Wayne Embry, spending five years with the Bucks after graduating with a master's degree in sports administration from Ohio University in 1974.

He was a two-sport athlete at Northwestern University, where in basketball (as a 6-4 guard) he earned CoSIDA Academic All-America (third team) honors in 1973, and was twice named academic All-Big Ten, while also seeing action as a tight end and wide receiver on the football team. He holds a bachelor's degree in political science from Northwestern.

Born on June 4, 1951, Sund has completed three marathons and a mini-triathlon. Richard Walker Sund is a native of Elgin, IL, and is a member of the Illinois Basketball Hall of Fame. He and his wife Lea are the parents of two children, daughter Hali and son Patrick, a member of the basketball operations staff of the Golden State Warriors.

BASKETBALL OPERATIONS

DOMINIQUE WILKINS - VICE PRESIDENT OF BASKETBALL AND SPECIAL ADVISOR TO THE CEO



The most celebrated player to ever put on a Hawks uniform, Hall-of-Famer Dominique Wilkins is the Hawks' Vice President of Basketball and Special Advisor to the CEO. Wilkins works in various management functions within the organization's basketball and business areas, and as the team's analyst for the Hawks broadcast networks.

Wilkins is responsible for advising the senior management team on basketball-related issues and working as a strong voice in the community. The 6-8 forward, who concluded his NBA career with 26,668 points, is the 12th all-time leading scorer in league history and his 24.8 career scoring average is 14th on the all-time charts. Wilkins' 23,292 points with the Hawks are the franchise's best, and he ranks second overall in team history in steals (1,245), fourth in rebounds (6,119), sixth in blocked shots (588) and seventh in assists (2,321). One of league's true marquee players, his outstanding contributions on the court were recognized by the organization in January 2001 when he became the third player in club history to have his uniform number (#21) retired, joining Hawks legends Bob Pettit and Lou Hudson.



ENSHRINED 2006

Familiar to area sports fans from his collegiate days at the University of Georgia, Wilkins entered the 1982 NBA Draft after his junior season with the Bulldogs. He ended his Georgia career as the school's all-time scoring leader with averages of 21.6 points to go along with his 7.5 rebounds. A three-time All-SEC performer who also took home the Most Valuable Player award from the 1981 Southeastern Conference tournament, he was selected with the third overall pick in the first round by the Utah Jazz.

Hawks officials valued his talents enough to send two players (John Drew and Freeman Williams) and cash to the Utah Jazz on September 2, 1982 for his draft rights, and the end result was beneficial for both parties. Wilkins was able to continue his career in front of familiar faces, and Atlanta had its first superstar since Pete Maravich.

Instrumental in the team's success in the mid-to-late '80s, Wilkins electrified Atlanta sports fans as the club recorded 50-win seasons four straight times from 1985-86 to 1988-89. He averaged 29.1 points over that period, and in the 1988 All-Star Game he ripped the nets for 29 points in 30 minutes of action.

Wilkins led the Hawks to the playoffs in eight of his 12 seasons with the Hawks, his finest hour came during the 1988 postseason when Atlanta narrowly missed reaching the Eastern Conference Finals, as the Boston Celtics eked out a two-point victory in Game 7 of the conference semifinals. Wilkins averaged 31.2 points in 12 playoff contests that year, and having participated in 10 years of playoff competition, scored 25.4 points per game.

After missing only 18 of a possible 738 regular season games his first nine years, Wilkins' durability took a serious blow when he suffered a season-ending tear of Achilles tendon midway through the 1991-92 season. While it was unsure if he would return to his old high-flying self, Wilkins responded the next season by scoring 29.9 points per game to finish second only to Michael Jordan for the league scoring title.

He was a member of the NBA All-Rookie Team in 1983 and was named to seven All-NBA teams, nine consecutive all-star squads and was a two-time winner of the NBA Slam Dunk Championship (1985 and 1990).

On November 6, 1992 against the New York Knicks, a patented baseline jumper led to Wilkins becoming the 17th person in league history to join the 20,000-point club, and later that season (February 2, 1993 against Seattle), he supplanted Pettit as the franchise's all-time leading scorer. His stellar career in Atlanta came to an end on February 24, 1994 when he was traded to the Los Angeles Clippers. At the conclusion of the year, Wilkins decided to test the free agent market and signed with the Boston Celtics.

Discouraged with his performance in 1994-95, which resulted in career lows in scoring and field goal percentage, Wilkins joined Panathinaikos Athens of the Greek League the following season (1995-96). He was named MVP of the European Final Four after averaging 20.9 points and 7.0 rebounds and leading the team to the European Men's Championship.

BASKETBALL OPERATIONS

DOMINIQUE WILKINS, CONT.

Seeking a return to the States, Wilkins signed a free agent contract with San Antonio and provided more than the Spurs possibly imagined, leading the David Robinson-less Spurs in scoring with an 18.2 average and grabbing 6.4 rebounds.

He returned overseas for the 1997-98 campaign, signing with Italy's Teambest before rejoining the NBA for his final professional season (1998-99), as Wilkins saw action in 27 games for the Orlando Magic.

Extremely active with local and national charity endeavors, Wilkins has done work with the Juvenile Diabetes Research Foundation, Cystic Fibrosis Foundation, Special Olympics, Muscular Dystrophy Association and American Lung Association. In July 2007, Wilkins launched "Nique and Newt's Full-Court Press on Diabetes" with former Speaker of the United States House of Representatives, Newt Gingrich. In March 2010, Wilkins was honored by the Georgia State Legislature as they presented a State Resolution naming him the Diabetes Ambassador for the state of Georgia. He is also a diabetes ambassador for Novo Nordisk, a world leader in Diabetes care.

Wilkins, 54, was born on January 12, 1960 in Paris, France. Married to Sunny, he is the proud parent of five girls and two boys. He joined basketball's immortals with his entry into the Naismith Memorial Basketball Hall of Fame on September 8, 2006, was inducted into the Georgia Sports Hall of Fame on April 3, 2004, and into the Atlanta Sports Hall of Fame's inaugural class on June 10, 2005. Wilkins was honored in October 2011 with his induction into the Boys & Girls Clubs of America Alumni Hall of Fame.



Dominique Wilkins

BASKETBALL OPERATIONS

MIKE McNEIVE - DIRECTOR OF BASKETBALL OPERATIONS



A 21-year NBA staff veteran, Mike McNeive begins his 12th season with the Hawks and ninth year as Director of Basketball Operations. His responsibilities include oversight of the Hawks' college scouting area, as well as assisting with pro and minor league scouting.

McNeive served as director of pro personnel from 2004-06, after originally joining the franchise as an assistant coach during the 2003-04 campaign. He worked the previous five seasons in Milwaukee, where he served as a scout/assistant.

During his stint in Milwaukee, the Bucks reached the playoffs four times, punctuated by a Central Division championship and a trip to the Eastern Conference Finals in 2001.

Prior to that, McNeive was with the Seattle Sonics for four seasons as a video coordinator/advance scout. Seattle recorded a 239-89 (.729) mark during that time, won three Pacific Division titles and advanced to the NBA Finals in 1996 after winning a franchise-record 64 games.

McNeive got his start in the NBA with the Orlando Magic, where he interned in the video scouting department in 1993-94, as the club reached the playoffs for the first time in franchise history.

A Freeport, Illinois native, McNeive received his undergraduate degree in Physical Education in 1992 from Monmouth College (IL), where he was a four-year letterman in both basketball and baseball for the Fighting Scots. In 1993, he received his Master's degree in Sports Management and Administration from Georgia Southern University.

Mike and his wife Maggie have four children, Ryan, Ally, Danny and Molly.

BASKETBALL OPERATIONS



Andy Birdsong
Manager of
Basketball Operations



Chase Buford
Basketball Operations
Assistant



Tyler Clark
Equipment Assistant



Andre Cottle
Team Security



Nick Gibson
Basketball Operations
Seasonal Assistant



Carole Harding
Executive Assistant and
Manager of
Basketball Operations



Vince Legarza
Basketball Operations
Seasonal Assistant



Naya-Joi Martin
Manager of Player
Development &
Basketball Operations



Jordan Ott
Video Coordinator



Scottie Parker
Assistant Trainer



Jeff Peterson
Scout and Coordinator of
Basketball Operations



Zach Peterson
Seasonal Assistant,
Basketball Operations
& Video



Patrick St. Andrews
Assistant Video
Coordinator



Jim Thomas
Scout



Zac Walsh
Manager, Travel and
Equipment

BASKETBALL STAFF

MIKE BUDENHOLZER - HEAD COACH



Having played a significant role in one of the most successful sustained runs in league history and with four NBA championship rings under his belt in San Antonio, Mike Budenholzer was named the 12th full-time head coach in Hawks franchise history on May 28, 2013.

In his first season in Atlanta, Budenholzer led the Hawks to their seventh consecutive postseason appearance with a 38-44 record. More than 200 games were missed due to injury, yet the team continued to grow and reached the playoffs playing their best basketball of the season.

Budenholzer spent the previous 19 seasons with the San Antonio Spurs. He worked the final 17 as an assistant coach and the last six as the no. 1 aide to Gregg Popovich, the longest-tenured head coach in major professional sports and third-winningest coach (by percentage - .686) in NBA history behind only Phil Jackson and Billy Cunningham.

As an assistant coach since the 1996-97 season, he helped lead San Antonio to a league-best 908-438 (.675) regular season record, and NBA championships in 1999, 2003, 2005 and 2007. Hired by Popovich prior to the 1994-95 campaign, Budenholzer spent his first two seasons as a video coordinator before being named an assistant coach. On numerous occasions, he served as the Spurs summer league head coach. He also served as an advance scout for Team USA for the 2004 Olympics in Athens, Greece.

Budenholzer is a 1993 graduate of Pomona College where he received a bachelor's degree in politics, philosophy and economics and was a four-year letterman in both basketball and golf. Following college, he played professionally in Denmark for the Vejle Basketball Klub, also getting his start in coaching, serving as head coach for two different teams in the Vejle system.

A native of Holbrook, AZ, he and his wife Mary Bet have four children: Will, Libby, Hanna and John. His father Vince spent 25 years as a high school and college basketball coach in Arizona before retiring in 1997, and was inducted into the Arizona Coaches Association Hall of Fame. The youngest of seven children, Budenholzer was born on August 6, 1969.



BASKETBALL STAFF

COACHING STAFF



(Left to Right): Neven Spahija, Kenny Atkinson, Darvin Ham, Mike Budenholzer, Ben Sullivan, Charles Lee and Taylor Jenkins.

KENNY ATKINSON - ASSISTANT COACH



Kenny Atkinson is in his third season with the Hawks as assistant coach after spending the prior four years as an assistant with the New York Knicks where he helped the team reach the playoffs his final two seasons. Prior to joining the Knicks staff, he spent the 2007-08 campaign serving as the director of player development for the Houston Rockets.

Before starting his NBA coaching career, Atkinson spent three years as director of player development/assistant coach for Paris Basket Racing Club in France (2004-06) and the summer of 2006 as director of player development/assistant coach for the national team of the Republic of Georgia. He was also an assistant coach with the Ukraine national team at the European championships in 2011.

A standout collegiate player at the University of Richmond, Atkinson was an All-CAA First Team selection as a junior and senior (1989-90) and helped the Spiders to a Sweet 16 appearance in the NCAA Tournament in 1988. He went on to play professionally in Italy, France, Germany and Spain from 1991-2004.

Born on June 2, 1967 in Huntington, NY, Atkinson and his wife Laura have a son Anthony and daughter Annika.

BASKETBALL STAFF

DARVIN HAM - ASSISTANT COACH



Returning to the organization where he played one season (2002-03), Darvin Ham is in his second year as an assistant coach for the Hawks. He spent the prior two seasons as an assistant with the Los Angeles Lakers.

Prior to his stint with the Lakers, Ham was the head coach of the New Mexico Thunderbirds of the NBA Development League in 2010-11 and an assistant coach with the Thunderbirds from 2008-10.

In his playing career, the eight-year veteran appeared in 417 career games (45 starts) with Denver, Indiana, Washington, Milwaukee, Atlanta and Detroit, averaging 2.7 points and 2.3 rebounds in 12.4 minutes (.518 FG%). He also played in 55 postseason games (with the Bucks and Pistons; 11 starts), putting up 1.3 points and 1.2 rebounds in 7.4 minutes (.569 FG%). Ham won an NBA championship with the Pistons in 2004.

He was a member of the Hawks during the 2002-03 season, playing in 75 contests, and averaging 2.4 points and 2.0 rebounds in 12.3 minutes (.447 FG%). He also played in Spain, the Philippines and Puerto Rico. Ham starred collegiately at Texas Tech, where he famously shattered a backboard on a slam dunk during a 1996 NCAA Tournament game against North Carolina.

Born July 23, 1973 in Saginaw, MI, Ham will be inducted into the Saginaw County Sports Hall of Fame on November 2. He is married to Deneitra and has three sons – Darvin Jr., Donovan and Dominic.

TAYLOR JENKINS - ASSISTANT COACH



In his second season with the Hawks is assistant coach Taylor Jenkins, who previously served as the head coach of the Austin Toros of the NBA Development League, the San Antonio Spurs' D-League affiliate.

Jenkins led the Toros to a 27-23 (.540) record during the 2012-13 season and a first round playoff victory over the Bakersfield Jam before falling to the Santa Cruz Warriors in the semifinals. Prior to serving as head coach, Jenkins had served as an assistant coach with the Toros the previous four seasons, including their championship season in 2012 and back-to-back playoff appearances in 2009 and 2010.

He was selected as an assistant coach with the NBA D-League Select Team during the 2010 Las Vegas Summer League and was part of the 2009 and 2012 NBA D-League Western Conference All-Star coaching staff. In 2012, he served as an assistant coach for the San Antonio Spurs summer league team.

Prior to joining the Toros, Jenkins interned with the San Antonio Spurs basketball operations department during the 2007-08 season.

He attended The Wharton School at the University of Pennsylvania, and earned a Bachelor's of Science in Economics, while concentrating in Management and minoring in Psychology. Taylor and his wife, Chantall, live in Atlanta with their three sons, Alex, Jancarlos and Austin.

BASKETBALL STAFF

CHARLES LEE - ASSISTANT COACH



Charles Lee is in his first season as an assistant coach with the Hawks after spending the last two years on the coaching staff at his alma mater, Bucknell.

The 2006 Patriot League Player of the Year with the Bisons, Lee ranks 22nd on the school's all-time scoring list.

Lee was a co-captain in 2004-05 and 2005-06, and in both seasons Bucknell won Patriot League championships and went on to capture first-round victories in the NCAA Tournament. Lee recorded 15 points and eight rebounds in Bucknell's historic upset of third-seeded Kansas in the 2005 NCAA Tournament. That was the first NCAA win in Bucknell and Patriot League history.

After graduating with a degree in business management, the native of Gaithersburg, MD played professionally in Israel, Belgium and Germany.

Lee and his wife Corinne live in Atlanta. He was born November 11, 1984 in Gaithersburg, MD.

NEVEN SPAHIJA - ASSISTANT COACH



One of the top coaches in Europe, Neven Spahija joined Mike Budenholzer's coaching staff on August 4, 2014.

Spahija, a Croatia native and former Croatian Coach of the Year with nearly 30 years international coaching experience, was most recently head coach of Cibona Zagreb (Croatia) last season. From 2010-12, Spahija led Fenerbahce Ulker (Turkey), winning a Turkish Basketball League and Turkish Cup championship in 2010-11 after directing the club to a 27-3 regular season mark.

Spahija had previously guided Cibona from 2000-01, additionally serving as head coach for four other Euroleague teams since that time – Krka Novo Mesto (Slovenia), Lietuvos Rytas (Lithuania), Maccabi Tel Aviv (Israel) and Tau Ceramica (Spain).

He has won domestic league titles in six countries – Slovenia, Croatia, Lithuania, Spain, Israel and Turkey. Spahija has also been a head coach in Russia (Avtodor Saratov), Italy (Roseto) and Croatia (Gradine Pula). He won the 2009-10 Eurocup with Valencia (Spain), reached the finals of the 2003 ULEB Cup with Krka and the 2008 Euroleague Final Four with Tau Ceramica.

Spahija has also spent time as head coach of the Croatian National team (2001-05) and the Under-22 National Team (2001).

BEN SULLIVAN - ASSISTANT COACH



In his first season as an assistant coach for the Hawks is Ben Sullivan.

Sullivan came to the Hawks from the San Antonio Spurs, where he most recently worked in basketball development and as an assistant video coordinator.

The Portland, OR native played collegiately at Cal-State Northridge and University of Portland, competing professionally in China, Germany and Chile following graduation.

Sullivan joined University of Portland's coaching staff in 2009, then was an assistant coach at Lewis & Clark College in Portland before joining the Spurs.

He and his wife Bailee were married this past summer in Portland. He was born March 19, 1984 in Boston, MA.

BASKETBALL STAFF

WALLY BLASE - HEAD ATHLETIC TRAINER



Wally Blase is in his 15th season with the Hawks as the team's Head Athletic Trainer.

He is responsible for the day-to-day health of the team, the evaluation and rehabilitation therapy of athletic injuries, and the supervision of the Hawks Sports Medicine staff.

Blase, 44, came to the Hawks organization in 2000 after four years as the Assistant Athletic Trainer with the Chicago Bulls, during which he was part of two NBA championships. With the Bulls, he was actively involved with assisting the head athletic trainer with all aspects of the team's medical needs, including the prevention, care, and rehabilitation of the athletes.

He is certified by the National Athletic Trainers Association (NATA) and National Strength and Conditioning Association (NSCA), and is a certified Performance Enhancement Specialist and Corrective Exercise Specialist, through the National Academy of Sports Medicine (NASM).

Serving on the National Basketball Athletic Trainers Association (NBATA) Executive Committee for the past 14 years, Blase also served a two-year stint as chairman. As chairman, Blase represented the NBATA and its members as a liaison to the league office, as well as to NBA Physicians Association. Additional responsibilities included organizing the group's annual meeting, educational agenda and league business meeting, and oversight of the organization's business affairs and their charity and scholarship foundations. The Foundations have donated tens of thousands of dollars in scholarships, and hundreds of thousands of dollars to charity, including over \$50,000 to St. Jude's Children's Hospital. In 2005, the Southeast Athletic Trainers Association (SEATA) named Blase the Professional Athletic Trainer of the Year. In 2013, Blase received the NBATA's Ed Lacerte Service Award, given every other year in recognition of the individual who embodies the level of commitment and service that Lacerte has given to the organization.

A native of Niles, Illinois, Blase has done several internships in the athletic training department of the NFL's Chicago Bears (the summers of 1994, '96 and '98). He also spent time as the head athletic trainer with the Cincinnati Rockers arena football team (1993). Additionally, Blase served as the Head Athletic Trainer for the NBA's Eastern Conference All-Star team twice – in 2003 when the game was played at Philips Arena and last season in New Orleans.

Blase spent three seasons as a student athletic trainer at Winona State University, where he obtained his bachelor's degree in sports medicine in 1992. In 1996, he earned his master's (M.S.) in sports psychology from Syracuse University while serving two years as a graduate assistant trainer.

He was born June 4, 1970 in Niles, Illinois.

PETE RADULOVIC - DIRECTOR OF PLAYER PERFORMANCE AND ASSISTANT TRAINER



In his 18th season with the Hawks, Pete Radulovic serves as the Hawks' Director of Player Performance and Assistant Trainer.

Radulovic came to Atlanta from the National Hockey League's Los Angeles Kings, where he served two seasons as their Strength and Conditioning Coach (1995-97). Prior to his stint with the Kings, he was a trainer with the United States Tennis Association, where he undertook training responsibilities at the various USTA tournament sites.

He is certified by the National Athletic Trainer's Association (NATA) and National Strength and Conditioning Association (NSCA).

Radulovic, who grew up in Honolulu, Hawaii, and attended Punahou High School, is a 1989 graduate of Loyola Marymount University in Los Angeles, where he played volleyball as an undergraduate.

He earned his teaching certification at LMU in 1990, before joining the USTA staff. Radulovic served as a graduate assistant trainer with Loyola's sports teams during his final year there. He has also done training work at various Great Western Forum events, including team tennis and roller hockey.

JEFF WATKINSON - STRENGTH & CONDITIONING COACH



Jeff Watkinson is in his third season as the Hawks' Strength and Conditioning coach.

He spent the prior two years owning and operating Wat Training, where he worked with NBA players on their strength, conditioning and basketball development skills.

Formerly the strength and conditioning coach at Indiana University from 2006-10, Watkinson has held similar positions at Missouri, Clemson, Charlotte and College of Charleston.

The suburban Chicago native began his college studies in 1989 at Kishwaukee College in Illinois, earning an associate's degree in pre-medicine. He then earned a baseball scholarship to North Carolina State, playing two years with the baseball team and graduating with a pre-medicine degree in 1993. Watkinson earned his master's in exercise science from Indiana in 1996.

COMMUNITY DEVELOPMENT

NBA CARES



NBA Cares is the league's global social responsibility program that builds on the NBA's mission of addressing important social issues in the United States and around the world. Through this program, the NBA, its teams and players have donated more than \$237 million to charity, completed more than 3 million hours of hands-on community service, and created more than 895 places where kids and families can live, learn, or play, in 25 countries and territories on five continents. NBA Cares works with internationally recognized youth-serving programs that support education, youth and family development, and health-related causes, including: KaBOOM!, Special Olympics, YMCA, Boys and Girls Clubs of America, UNICEF, the Make-A-Wish Foundation, Share Our Strength and GLAAD.

HAWKS CORPORATE SOCIAL RESPONSIBILITY

There are few things that can unite and inspire us the way sports can. And the Atlanta Hawks do not take this gift lightly. Our organization is committed to using the power of its global NBA brand, players, legends and resources to make a difference. We are building bridges through basketball, using the sport to engage the community and make Hawks basketball more inclusive to fans and citizens of Atlanta. Basketball is the vehicle. Making an impact is the goal.

ATLANTA HAWKS FOUNDATION



The Atlanta Hawks Foundation is dedicated to improving the quality of life of Georgia youth by inspiring them to develop a passion for learning and a commitment to physical fitness and recreation. By creating programs and forging partnerships with local agencies, the foundation continues to impact the lives of Georgia's young people. Since its inception in 1988, the foundation has contributed millions of dollars in monetary and in-kind donations. Key foundation initiatives include:

FOUNDATION
The Atlanta Hawks Foundation Court Renovation Program: Our court renovation program helps build and renovate basketball courts in deserving neighborhoods throughout metro Atlanta, providing youth with a place to play the sport and be active. Based on location needs, the Hawks install new pavement or resurface an existing court as well as put up new backboards, rims and nets.

Georgia State University Scholarship: In partnership with Georgia State University (GSU), the Hawks Foundation awards college scholarships for Georgia high school students attending GSU. Since 2005, the Hawks have awarded \$100,000 in scholarships.

ATLANTA HAWKS BASKETBALL PROGRAMS

We aspire to root ourselves in the communities that we serve. Through Atlanta Hawks Basketball Programs, we build our bridge to the community through a variety of programs. Summer Camps, Affiliate League Programs, and Hawks Hoop Clinics are offered to provide learning opportunities for every player at any age. But what's a great player without a great coach. The Atlanta Hawks also host Coaches Clinics throughout the season to assist with the development of local basketball coaching talent that is leading the next generation of basketball players.

COMMUNITY DEVELOPMENT

COMMUNITY OUTREACH

HAWKS LEGENDS

Even though their time on the court has ended, our Atlanta Hawks Legends stay engaged in their community. Through appearances, speaking engagements, basketball programs and social responsibility efforts, our Legends continue to tell the story of Hawks History.

HAWKS ASSIST PROGRAM

Each year our players make it possible to give back to the community with our Hawks Assist Program. Through their generous contribution of tickets, some 10,000 youth from area non-profits are able to attend Atlanta Hawks games.

BE GREATER ATLANTA

The Atlanta Hawks Be Greater program, presented by SunTrust, is an effort recognizes individuals throughout metro Atlanta that are making a difference in their communities. During the season, the Hawks recognize these amazing individuals in-arena.

ATLANTA HAWKS SEASON OF GIVING

During the holiday season, Hawks players, coaches and front office staff engage in meaningful service efforts that are impacting the lives of those most in need. Past charitable efforts include toy drives, visits to local children's hospitals, preparing Thanksgiving meals for the homeless and conducting basketball clinics for underprivileged youth in the community.

JASON COLLIER AWARD

Each year the Atlanta Hawks proudly present the Jason Collier Memorial Trophy Award. Named after the late center that passed away in October 2005, the award is presented to the player who best exemplifies the characteristics Collier displayed off the court as a community ambassador.

ATLANTA HAWKS BASKETBALL PROGRAMS

The Atlanta Hawks and Philips Arena partner with TEAM GA (Techniques for Effective Alcohol Management) to educate patrons about personal responsibility, the danger of impaired driving and seeks to ensure safe travel of those attending Hawks games. Individuals who sign up receive a non-alcoholic drink coupon and names are entered for a prize drawing. The Designated Driver Booth is located on the main concourse and is in operation for all sporting events and concerts.

FOR MORE INFORMATION ON THESE AND OTHER HAWKS PROGRAMS, VISIT WWW.HAWKS.COM.
YOU CAN ALSO FOLLOW HAWKS COMMUNITY ON TWITTER AND BECOME A FAN OF HAWKS IN THE COMMUNITY ON FACEBOOK.



PLAYERS



0 JEFF
TEAGUE





ROSTER



No.	Player	Pos.	Ht.	Wt.	Birthdate	Prior to NBA/Country	Yrs.
6	Pero Antic	F/C	6-11	265	07/29/82	Olympiacos/Macedonia	1
24	Kent Bazemore	G	6-5	201	07/01/89	Old Dominion/USA	2
7	Elton Brand	F/C	6-9	254	03/11/79	Duke/USA	15
5	DeMarre Carroll	F	6-8	212	07/27/86	Missouri/USA	5
15	Al Horford	F/C	6-10	245	06/03/86	Florida/Dominican Republic	7
12	John Jenkins	G	6-4	202	03/06/91	Vanderbilt/USA	2
26	Kyle Korver	G	6-7	212	03/17/81	Creighton/USA	11
8	Shelvin Mack	G	6-3	203	04/22/90	Butler/USA	3
4	Paul Millsap	F	6-8	246	02/10/85	Louisiana Tech/USA	8
31	Mike Muscala	F/C	6-11	240	07/01/91	Bucknell/USA	1
33	Adreian Payne	F/C	6-10	240	02/19/91	Michigan State/USA	R
17	Dennis Schröder	G	6-1	172	09/15/93	NY Phantoms Braunschweig/Germany	1
32	Mike Scott	F	6-8	237	07/16/88	Virginia/USA	2
25	Thabo Sefolosha	G/F	6-7	220	05/02/84	Angelico Biella/Switzerland	8
0	Jeff Teague	G	6-2	186	06/10/88	Wake Forest/USA	5

HEAD COACH: Mike Budenholzer (Pomona College)
ASSISTANT COACHES: Kenny Atkinson (Richmond)
 Darwin Ham (Texas Tech)
 Taylor Jenkins (Pennsylvania)
 Charles Lee (Bucknell)
 Neven Spahija (Croatia)
 Ben Sullivan (Portland)

ASSOC. TRAINER / REHAB. COORDINATOR: Pete Radulovic (Loyola Marymount)
ATHLETIC TRAINER: Wally Blase (Winona State)
STRENGTH AND CONDITIONING COACH: Jeff Watkinson (North Carolina State)

2014-15 NUMERICAL ROSTER

0	Jeff Teague	8	Shelvin Mack	25	Thabo Sefolosha
4	Paul Millsap	12	John Jenkins	26	Kyle Korver
5	DeMarre Carroll	15	Al Horford	31	Mike Muscala
6	Pero Antic	17	Dennis Schröder	32	Mike Scott
7	Elton Brand	24	Kent Bazemore	33	Adreian Payne

PRONUNCIATION GUIDE

Pero Antic	PARE-o AHN-titch	Thabo Sefolosha	TA-bow sef-a-LOW-sha
DeMarre Carroll	de-MAR-ay	Mike Budenholzer	BOO-den-holzer
Mike Muscala	muss-CALL-uh	Neven Spahija	spa-HE-ah
Dennis Schröder	SHRO-derr	Wally Blase	BLAZE

2014-15 SCHEDULE (All Times Eastern)

PRESEASON

October 6	Atlanta vs. New Orleans @ Atlanta, GA (Philips Arena)	7:30 PM
October 11	Atlanta at Memphis @ Memphis, TN (FedEx Forum)	8:00 PM
October 14	Atlanta at Miami @ Miami, FL (American Airlines Arena)	7:30 PM
October 16	Atlanta at Chicago @ Chicago, IL (United Center)	8:00 PM
October 18	Atlanta vs. Detroit @ Atlanta, GA (Philips Arena)	7:30 PM
October 20	Atlanta vs. Charlotte @ Atlanta, GA (Philips Arena)	7:30 PM
October 22	Atlanta at San Antonio @ San Antonio, TX (AT&T Center)	8:30 PM

REGULAR SEASON

OCTOBER (1)			FEBRUARY (11)		
Wed 29	@ Toronto	(SPSO) 8:30	Mon 2	@ New Orleans	(SPSO/NBA TV) 8:00
			Wed 4	WASHINGTON	(SPSO) 7:30
			Fri 6	GOLDEN STATE	(SPSO) 7:30
			Sun 8	@ Memphis	(SPSO) 6:00
			Mon 9	@ Minnesota	(SPSO) 8:00
			Wed 11	@ Boston	(SPSO) 7:30
			Fri 20	TORONTO	(SPSO) 7:30
			Sun 22	@ Milwaukee	(SPSO) 3:30
			Wed 25	DALLAS	(SPSO) 7:30
			Fri 27	ORLANDO	(SPSO) 7:30
			Sat 28	@ Miami	(SPSO) 7:30
			MARCH (16)		
			Tue 3	HOUSTON	(SPSO) 7:30
			Fri 6	CLEVELAND	(SPSO) 7:30
			Sat 7	@ Philadelphia	(SPSO) 7:30
			Mon 9	SACRAMENTO	(SPSO) 7:30
			Wed 11	@ Denver	(SPSO) 9:00
			Fri 13	@ Phoenix	(SPSO) 10:00
			Sun 15	@ LA Lakers	(SPSO) 9:30
			Mon 16	@ Sacramento	10:00
			Wed 18	@ Golden State	(SPSO) 10:30
			Fri 20	@ Oklahoma City	(SPSO) 8:00
			Sun 22	SAN ANTONIO	(SPSO) 3:00
			Wed 25	@ Orlando	(SPSO) 7:00
			Fri 27	MIAMI	(SPSO) 7:30
			Sat 28	@ Charlotte	(SPSO) 7:00
			Mon 30	MILWAUKEE	(SPSO) 7:30
			Tue 31	@ Detroit	(SPSO) 7:30
			APRIL (7)		
			Sat 4	BROOKLYN	(SPSO) 7:30
			Tue 7	PHOENIX	(SPSO) 7:30
			Wed 8	@ Brooklyn	(SPSO) 7:30
			Fri 10	CHARLOTTE	(SPSO) 7:30
			Sun 12	@ Washington	(SPSO) 6:00
			Mon 13	NEW YORK	(SPSO) 7:30
			Wed 15	@ Chicago	(SPSO) 8:00
			JANUARY (17)		
Fri 2	@ Utah	9:00			
Sat 3	@ Portland	(SPSO) 10:00			
Mon 5	@ LA Clippers	(SPSO) 10:30			
Wed 7	MEMPHIS	(SPSO) 7:30			
Fri 9	@ Detroit	(SPSO) 7:30			
Sun 11	WASHINGTON	3:00			
Tue 13	@ Philadelphia	(SPSO) 7:00			
Wed 14	@ Boston	(ESPN) 8:00			
Fri 16	@ Toronto	(SPSO) 7:30			
Sat 17	@ Chicago	(SPSO) 8:00			
Mon 19	DETROIT %	(ESPN) 2:30			
Wed 21	INDIANA	(SPSO) 7:30			
Fri 23	OKLAHOMA CITY	(SPSO) 7:30			
Sun 25	MINNESOTA	(SPSO) 6:00			
Wed 28	BROOKLYN	(SPSO) 7:30			
Fri 30	PORTLAND	(SPSO) 7:30			
Sat 31	PHILADELPHIA	(SPSO) 7:30			
			(MLK Holiday)		

TELEVISION	RADIO
(SPSO) SportSouth HD	ATLANTA HAWKS RADIO NETWORK
(NBA) NBA TV	
(ESPN) NBA on ESPN	
(TNT) NBA on TNT	



PERO ANTIC

HEIGHT: 6-11
 WEIGHT: 265
 HOME COUNTRY: Macedonia
 BIRTHPLACE: Skopje, Republic of Macedonia
 BIRTHDATE: July 29, 1982

NBA EXPERIENCE: 1 year
 CURRENT NBA SEASON: 2nd

FWD/CTR
6



AGE: 32

HOW PERO JOINED THE HAWKS: Signed as a free agent on July 25, 2013.

LAST SEASON (2013-14): Averaged 7.0 points, 4.2 rebounds and 1.2 assists in 18.5 minutes, appearing in 50 games (26 starts), and shooting .418 FG%, .327 3FG% and .758 FT% • Among NBA rookies, ranked seventh in rpg, tied for seventh in 3FG%, 10th in ppg and 15th in app • Scored in double-figures 16 times and had four double-digit rebounding efforts • Posted three double-doubles • Averaged 9.7 points, 5.8 rebounds and 1.3 assists in 23.9 minutes (.431 FG%, .336 3FG%, .745 FT%) in his 26 starts • Led the team in rebounding seven times and scoring once • Ranked fourth on the club in rebounds per game • Selected as a participant in the BBVA Compass Rising Stars Challenge during NBA All-Star Weekend, but was unable to play due to injury • Recorded his first career double-double @ORL (1/22) with 10 points and a career-high 12 rebounds, while also posting career-bests with 33 minutes and five FTM • Missed 16 games due to stress fracture, right ankle (1/24-2/26) and one due to sore right ankle (4/9) • Dressed but did not play due to back spasms @MEM (1/12), a sprained right ankle v/POR (3/27) and a sore right ankle v/MIA (4/12) • **SEASON HIGHS:** 18 pts @IND (4/6), 12 rebs (2x), 7 assts v/CHA (12/28), 2 stls (4x), 3 blks v/CHA (12/28), 7 FGM (2x), 4 3FGM v/GSW (1/3), 5 FTM (2x), 33 mins @ORL (1/22).

PLAYOFF HISTORY: Started in all seven of the first round contests vs. Indiana, and averaged 3.1 points and 3.9 rebounds in 24.2 minutes • **PLAYOFF CAREER HIGHS:** 8 pts @IND (4/19/14), 7 rebs @IND (4/19/14), 2 assts v/IND (4/26/14), 2 stls @IND (5/3/14), 2 blks v/IND (5/1/14), 3 FGM @IND (4/19/14), 2 3FGM @IND (4/19/14), 3 FTM v/IND (5/1/14).

INTERNATIONAL CAREER: 2012-13: In 30 games with Olympiacos during Greek League play, averaged 6.2 points and 3.3 rebounds in 15.2 minutes (.432 FG%, .714 FT%) • Played in 31 contests during Euroleague play, averaging 6.0 points and 3.5 rebounds in 17.5 minutes (.354 FG%, .659 FT%) • Helped lead Olympiacos to their second consecutive Euroleague Championship, where they topped Real Madrid in the title game • **2011-12:** Played in 31 games with Olympiacos in Greek League play, and he tallied 7.3 points and 4.3 rebounds in 16.9 minutes (.448 FG%, .726 FT%) • In 22 games of Euroleague action, averaged 7.2 points and 4.3 rebounds in 18.3 minutes (.350 FG%, .772 FT%) • Part of Olympiacos' Euroleague championship club • Also appeared in three games with Macedonia at the 2012 Summer Olympics in London, where he put in 11.7 points, 7.0 rebounds, 1.7 assists and 1.0 steals in 29.3 minutes (.393 FG%, .769 FT%) • **2010-11:** With Spartak St. Petersburg, played in 11 games in European Championship play, and averaged 11.6 points, 8.5 rebounds and 1.9 assists in 34.8 minutes (.336 FG%, .650 FT%) • **2009-10:** Spent time with Lokomotiv Kuban in the Russia-A Superleague, and in eight games compiled 11.1 points and 5.5 rebounds • Was also with Lukoil Akademik Sophia in Bulgaria, where he averaged 16.8 points and 10.0 rebounds in 27 contests • **2008-09:** In 12 games with Lokomotiv (Russia), averaged 9.5 points and 4.6 rebounds in 24.0 minutes (.448 FG%, .667 FT%) • Previously played in Serbia (KK Crvena Zvezda Beograd), Greece (AEK Athens) and Macedonia (Rabotnicki Skopje).

PERSONAL INFO: Born in Skopje in the former Yugoslavia (now the Republic of Macedonia) • Full name is pronounced PARE-o AHN-titch • He and his wife Ruzica have two sons, Luka and Pavel • Enjoys Italian food • Favorite movie is "The Godfather" and enjoys Balkan music, R&B and Hip-Hop • Collects cars and would be a race car driver if not playing pro basketball • Likes playing soccer and tennis • Is on twitter @antic12pero.



PLAYERS

PLAYERS

CAREER HIGHS

Points	FGM	FGA	3FGM	3FGA	FTM	FTA	Rebounds	Assists	Steals	Blocks	Minutes
19	7	13	4	8	5	7	12	7	4	3	33
4/6/14	Two	4/8/14	1/3/14	3/15/14	Two	3/21/14	Two	12/28/13	Four	12/28/13	1/22/14
@IND	Times	v/DET	v/GSW	v/DEN	Times	v/NOP	Times	v/CHA	Times	v/CHA	@ORL

CAREER STATS

NBA REGULAR SEASON

YEAR, TEAM	GP	MINS	FGM	FGA	PCT.	FTM	FTA	PCT.	REBOUNDS			AST	PF	DD	STL	BLK	PTS	AVG
									OFF	DEF	TOT							
13-14, ATL	50	925	123	294	.418	50	66	.758	57	152	209	58	126	0	19	12	352	7.0

CAREER THREE-POINT FIELD GOALS: 56-171 (.327)

NBA PLAYOFFS

YEAR, TEAM	GP	MINS	FGM	FGA	PCT.	FTM	FTA	PCT.	REBOUNDS			AST	PF	DD	STL	BLK	PTS	AVG
									OFF	DEF	TOT							
13-14, ATL	7	170	7	42	.167	5	8	.625	10	17	27	5	26	0	5	3	22	3.1

PLAYOFF THREE-POINT FIELD GOALS: 3-25 (.120)

HAWKS.COM

f /HAWKS

@ATLHAWKS

2014-15 ATLANTA HAWKS MEDIA GUIDE



KENT BAZEMORE

HEIGHT: 6-5 NBA EXPERIENCE: 2 years
 WEIGHT: 201 CURRENT NBA SEASON: 3rd
 COLLEGE: Old Dominion
 HIGH SCHOOL: Bertie, Windsor, NC
 BIRTHPLACE: Kelford, NC
 BIRTHDATE: July 1, 1989 AGE: 25

GUARD 24



HOW KENT JOINED THE HAWKS: Signed as a free agent by the Hawks on September 23, 2014 • Originally signed with Golden State as a free agent on July 26, 2012 • Acquired by the Lakers, along with MarShon Brooks, from the Warriors in exchange for Steve Blake on February 19, 2014.

LAST SEASON (2013-14): Split time between Golden State and the LA Lakers, appearing in 67 games (15 starts) and averaging 6.0 points, 1.7 rebounds and 1.4 assists in 13.6 minutes (.429 FG%, .336 3FG%, .606 FT%) • In 23 contests after trade to the Lakers (15 starts), numbers rose to 13.1 points, 3.3 rebounds, 3.1 assists and 1.4 steals in 28.0 minutes, knocking down .451 FGs, .371 3FGs and .644 FTs • In his starts, averaged 13.5 points, 3.5 rebounds, 3.0 assists and 1.3 steals in 28.9 minutes (.444 FG%, .373 3FG%, .655 FT%) • Scored in double figures 22 times (three 20-or-more games), including 20 with the Lakers • Knocked down 33 3FGM in his 23 games with L.A., after making 20 in his career to that point • Scored 15 points in his Lakers debut (2/21 v/BOS) • Appeared in two games with Santa Cruz of the NBA Development League, averaging 19.0 points, 4.0 rebounds, 3.5 assists, 2.0 steals and 1.0 blocks in 32.5 minutes • **SEASON HIGHS:** 23 pts (2x), 7 rebs (4x), 8 assts v/ORL (3/23), 6 stls v/SAS (3/19), 2 blks v/SAC (2/28), 9 FGM @MIN (3/28), 4 3FGM (2x), 6 FTM @IND (2/25), 39 mins (2x).

PROFESSIONAL CAREER: In two seasons, has appeared in 128 games (15 starts), averaging 4.1 points and 1.1 rebounds in 9.2 minutes (.414 FG%, .608 FT%) • As a rookie with the Warriors in 2012-13, put up 2.0 points in 4.4 minutes (61 games) • Scored in double digits twice • Made his NBA debut on 11/9 @LAL, finishing with two rebounds, one assist and two blocks in six minutes • In five separate stints with Santa Cruz of the NBA D-League, totaled 21.6 points, 7.6 rebounds, 2.8 assists and 4.4 steals, hitting .448 FGs and .407 3FGs in 34.0 minutes.

PLAYOFF HISTORY: Appeared in nine playoff games with the Warriors in 2013, and compiled two points, five rebounds, two assists and a steal in 16 total minutes • **CAREER PLAYOFF HIGHS:** 2 pts @SAS (5/6/13), 2 rebs @SAS (5/14/13), 1 asst (2x), 1 stl @SAS (5/14/13), 1 FGM @SAS (5/6/13), 4 mins (2x).

COLLEGIATE CAREER: Appeared in a school-record 140 games (starting 103) in four years at Old Dominion, finishing with career numbers of 10.1 points, 4.6 rebounds, 2.7 assists and 1.8 steals in 26.3 minutes (.447 FG%, .581 FT%) • In his final season (2011-12), put in 15.4 points, 6.1 rebounds, 3.1 assists and 2.1 steals in 31.5 minutes (.407 FG%, .632 FT%) • Is the Conference's all-time leader in steals (250) • Won the Lefty Driesell Award as the nation's top defender after his junior season (2010-11) and was the Colonial Athletic Association Defensive Player of the Year as both a Junior and senior • Was part of the winningest class in school history, earning 101 career wins, two conference titles and the inaugural CollegenInsider.com Postseason Tournament (CIT) title.

PERSONAL INFO: Full name is Kenneth Lamont Bazemore, Jr. and parents are Kenneth and Glynis Bazemore • Has a brother, WyKevin, who is a senior forward and two-time All-CIAA performer at Winston-Salem State • Majored in human services and criminal justice at ODU • Former AAU teammate of current Hawks teammate Mike Scott • Named North Carolina Coastal Conference Player of the Year as a senior at Bertie High School, and Roanoke-Chowan Player of the Year his final two years • On twitter @KentBazemore20.

CAREER HIGHS

Points	FGM	FGA	3FGM	3FGA	FTM	FTA	Rebounds	Assists	Steals	Blocks	Minutes
23	9	19	4	9	6	10	7	8	6	2	39
Two Times	3/28/14 @MIN	2/25/14 @IND	Two Times	3/4/14 v/NOP	2/25/14 @IND	3/6/14 v/LAC	Four Times	3/23/14 v/ORL	3/19/14 v/SAS	Two Times	Two Times

HAWKS.COM

f /HAWKS

@ATLHAWKS



PLAYERS

CAREER STATS

NBA REGULAR SEASON

YEAR, TEAM	GP	MINS	FGM	FGA	PCT.	FTM	FTA	PCT.	REBOUNDS			AST	PF	DD	STL	BLK	PTS	AVG
									OFF	DEF	TOT							
12-13, GSW	61	267	43	116	.371	27	44	.614	5	17	22	22	27	0	17	4	123	2.0
13-14, GSW-LAL	67	911	147	343	.429	66	109	.606	10	107	117	91	102	0	43	13	403	6.0
2 YR. TOT	128	1178	190	459	.414	93	153	.608	15	124	139	113	129	0	60	17	526	4.1

THREE-POINT FIELD GOALS IN 12-13: 10-34 (.294)

THREE-POINT FIELD GOALS IN 13-14: 43-128 (.336)

CAREER THREE-POINT FIELD GOALS: 53-162 (.327)

NBA PLAYOFFS

YEAR, TEAM	GP	MINS	FGM	FGA	PCT.	FTM	FTA	PCT.	REBOUNDS			AST	PF	DD	STL	BLK	PTS	AVG
									OFF	DEF	TOT							
12-13, GSW	9	16	1	8	.125	0	4	.000	1	4	5	2	3	0	1	0	2	0.2

PLAYOFF THREE-POINT FIELD GOALS: 0-1 (.000)



ELTON BRAND

HEIGHT: 6-9
WEIGHT: 254
COLLEGE: Duke
HIGH SCHOOL: Peekskill, Peekskill, NY
BIRTHPLACE: Cortland, NY
BIRTHDATE: March 11, 1979

NBA EXPERIENCE: 15 years
CURRENT NBA SEASON: 16th
Duke
Peekskill, Peekskill, NY
Cortland, NY
AGE: 35

FWD/CTR

7



HOW ELTON JOINED THE HAWKS: Signed a new contract with the Hawks on September 23, 2014 • Signed as a free agent with Atlanta on July 15, 2013 • Selected after sophomore season by Chicago in the first round (first pick overall) of the 1999 NBA Draft • Acquired by Los Angeles Clippers in exchange for Brian Skinner and the draft rights to Tyson Chandler on June 27, 2001 • Signed as a free agent by Philadelphia on July 9, 2008 • Waived by 76ers on July 11, 2012 and claimed off waivers by Dallas on July 13, 2012.

LAST SEASON (2013-14): Appeared in 73 games (15 starting assignments), recording 5.7 points, 4.9 rebounds, a team-leading 1.2 blocks (23rd in NBA) and 1.0 assists in 19.4 minutes (.539 FG%, .649 FT%) • Averaged 8.1 points, 6.6 rebounds, 1.9 assists and 1.5 blocks in 27.6 minutes (.521 FG%, .700 FT%) as a starter • Scored in double-figures 10 times (one 20-point game) and had five double-digit rebounding efforts • Posted three double-doubles • Led the team in rebounding 11 times and in scoring once • Played in his 1000th career game v/DET (4/8) • **SEASON HIGHS:** 20 pts v/WAS (2/19), 13 rebs (2x), 5 assts @BOS (2/26), 3 stls (2x), 5 blks (2x), 8 FGM @PHI (1/31), 6 FTM v/WAS (2/19), 43 mins v/NYK (2/22).

PROFESSIONAL CAREER: Has played in 1005 games (863 starts) with Chicago, Los Angeles Clippers, Philadelphia, Dallas and Atlanta, putting up 16.6 points, 8.8 rebounds, 2.1 assists and 1.8 blocks in 34.0 minutes (.501 FG%, .737 FT%) • Ranks second among active players in offensive rebounds (3,267), fourth in blocks (1,795), sixth in total rebounds (8,877), 13th in field goals made (6,526) and 16th in points (16,661) • Has notched 407 career double-doubles • Two-time NBA All-Star (2002 and 2006) and named to All-NBA Second Team in 2005-06 • Won NBA Sportsmanship Award in 2006 and is a two-time divisional winner (2004 and 2007) • Shared NBA Rookie of the Year honors in 1999-2000 (with Steve Francis) • One-of-10 players in NBA history to accumulate at least 15,000 points, 8000 rebounds, 2000 assists and 1500 blocks, joining Kareem Abdul-Jabbar, Kevin Garnett, Tim Duncan, Shaquille O'Neal, David Robinson, Hakeem Olajuwon, Robert Parish, Patrick Ewing and Elvin Hayes • Ranks 25th on the all-time NBA/ABA list with 1,795 career blocked shots • **2012-13** (with Dallas): Saw action in 72 games (18 starts), averaging 7.2 points, 6.0 rebounds, 1.3 blocks and 1.0 assists in 21.2 minutes (.473 FG%, .710 FT%) • Recorded eight double-doubles and one 20-point scoring night • Scored in double-figures 22 times and pulled down double-digit rebounds on 12 occasions • **2011-12** (with Philadelphia): Averaged 11.0 points, 7.2 rebounds, 1.6 assists, 1.6 blocks and 1.0 steals in 28.9 minutes (.494 FG%, .733 FT%), playing in 60 games (all starts) • Ranked 13th in the NBA in blocks, and had 11 double-doubles • Scored in double-figures 36 times • **2010-11:** Started all 81 games he played, averaging team-highs of 15.0 points, 8.3 rebounds, 1.5 assists, 1.3 blocks and 1.1 steals in 34.7 minutes (.512 FG%, .780 FT%) • Notched 24 double-doubles and scored 20-points-or-more 17 times • Had the eighth-most offensive rebounds in the NBA (237), and finished t16th in steals per turnover (1.19) • **2009-10:** Averaged 13.1 points, 6.1 rebounds, 1.4 assists, 1.1 blocks and 1.1 steals in 30.2 minutes (.480 FG%, .738 FT%), appearing in 76 games (57 starts) • Compiled seven double-doubles • **2008-09:** Played in 29 games (23 starts), averaging 13.8 points, 8.8 rebounds, 1.6 blocks and 1.3 assists in 31.7 minutes (.447 FG%, .676 FT%) • Had 10 double-doubles and seven games with 20-or-more-points • Suffered a right shoulder dislocation on 12/17/08 and missed 45-of-the-final-51 games due to the injury and subsequent surgery • **2007-08** (with L.A. Clippers): Appeared in eight games (starting six), putting up 17.6 points, 8.0 rebounds, 2.0 assists and 1.9 blocks in 34.3 minutes (.456 FG%, .787 FT%) • Suffered a ruptured left Achilles tendon in August, 2007 and missed all except the final eight games of the season • **2006-07:** Averaged 20.5 points, 9.3 rebounds, 2.9 assists, 2.2 blocks and 1.0 steals in 38.5 minutes of 80 starts (.533 FG%, .761 FT%) • Ranked 17th in the NBA in ppg, 10th in rpg, seventh in bpg, 13th in FG% and 14th in mpg • Pulled down 38 double-doubles • Became the Clippers' all-time leading rebounder @HOU (3/14/07) • **2005-06:** Averaged 24.7 points, 10.0 rebounds, 2.6 assists, 2.5 blocks and 1.0 steals in 39.2 minutes in 79 starts (.527 FG%, .775 FT%) • Finished 11th in the league in ppg, tied for sixth in rpg, fifth in bpg, seventh in FG% and tied for 12th in mpg • Scored in double-figures in all 79 games, and recorded 45 double-doubles • Led the NBA with 16 games compiling 30-or-more-points and 10-or-more rebounds • **2004-05:** In 81 games (all starts), finished with averages of 20.0 points, 9.5 rebounds, 2.6 assists and 2.1 blocks in 37.0 minutes (.503 FG%, .752 FT%) • Was 21st in the NBA in ppg, 11th in rpg, ninth in bpg, t18th in FG% and fourth in offensive rpg (3.7) • Scored 20-points-or-more 42 times, and totaled 41 double-doubles • **2003-04:** After missing 13-of-the-first-14 games due to a hairline fracture

of his left foot, averaged 20.0 points, 10.3 rebounds, 3.3 assists and 2.2 blocks in 38.7 minutes (.493 FG%, .773 FT%) • Appeared in 69 games, starting 68 • Counted 40 double-doubles • **2002-03:** Played in 62 games (61 starts), averaging 18.5 points, 11.3 rebounds, 2.6 blocks, 2.5 assists and 1.2 steals in 39.6 minutes (.502 FG%, .685 FT%) • Was the NBA leader in offensive rpg (4.6), was fourth in bpg, 11th in FG% and t12th in mpg • Recorded 44 double-doubles • **2001-02:** In his first year with the Clippers, averaged 18.2 points, 11.6 rebounds, 2.4 assists, 2.0 blocks and 1.0 steals in 37.8 minutes (80 starts), hitting .527 FG% and .742 FT% • His 5.0 offensive rpg led the NBA • Was also second in FG%, fifth in rpg and 11th in bpg, totalling 55 double-doubles • **2000-01** (with Chicago): Notched 20.1 points, 10.1 rebounds, 3.2 assists, 1.6 blocks and 1.0 steals in 37.8 minutes, appearing in 74 starts (.527 FG%, .708 FT%) • Finished tied for ninth in the NBA in rpg • Put forth 37 double-double efforts • **1999-00:** Shared NBA Rookie of the Year honors with Steve Francis after compiling 20.1 points, 10.0 rebounds, 1.9 assists and 1.6 blocks in 37.0 minutes (.482 FG%, .685 FT%) of 81 games (80 starts) • Became the 19th player in league history to average at least 20 points and 10 rebounds as a rookie • Led the NBA in offensive rebounding (4.3 per game) • Named MVP of the Schick Rookie Challenge at All-Star Weekend in Oakland, CA.

PLAYOFF HISTORY: Holds career playoff averages of 13.6 points, 6.8 rebounds, 1.7 assists and 1.7 blocks (.518 FG%, .722 FT%) in 37 games (30 starts) with the Clippers, 76ers and Hawks • Played in 13 games during the Sixers' 2012 Playoff run, averaging 8.6 points, 4.8 rebounds and 1.5 blocks in 27.4 minutes (.465 FG%, .625 FT%) • Appeared in five games (all starts) in the 2011 postseason, and put up 15.6 points, 8.4 rebounds and 1.2 blocks in 37.0 minutes (.548 FG%, .769 FT%) • Started all 12 games for the Clippers in 2006, and averaged 25.4 points, 10.3 rebounds, 4.0 assists and 2.6 blocks in 43.1 minutes (.551 FG%, .750 FT%) • **PLAYOFF CAREER HIGHS:** 40 pts @PHO (5/8/06), 15 rebs @PHO (5/16/06), 5 assts (3x), 3 stls @PHO (5/10/06), 5 blks (3x), 18 FGM @PHO (5/8/06), 13 FTM @PHO (5/16/06), 55 mins @PHO (5/16/06).

COLLEGIATE CAREER: In two seasons at Duke, averaged 16.2 points, 8.9 rebounds and 1.9 blocks in 27.2 minutes (60 games) • Made .612 FGs and .671 FTs • As a sophomore (1998-99), led the Blue Devils to the NCAA Championship game while earning consensus National Player of the Year honors • In his two seasons, Duke recorded a 69-6 (.920) record, earning two Atlantic Coast Conference regular season titles, one ACC Tournament Championship and an NCAA runner-up and Elite Eight finish • Named to the ACC's 50th Anniversary Basketball Team in 2002.

PERSONAL INFO: Born in Cortland, NY • He and his wife Shahara have two children, Peace and Mahala • Majored in Sociology at Duke • Was a McDonald's All-American at Peekskill HS • Started the Elton Brand Foundation in 2000, and donated \$235,000 to open a reading and learning center in Peekskill, NY in 2004 • Founding member and president of Gibraltar Films, a company engaged in film investment, acquisition, production and distribution of motion pictures • One of the company's first projects was Rescue Dawn (2007), an action-adventure film about prisoners of war in Vietnam • Favorite movie is "Braveheart" and favorite TV show is "Curb Your Enthusiasm" • A fan of rap and Jay-Z in particular • If not playing pro basketball would be a teacher or businessman • Enjoys vacationing in St. Maarten.



CAREER STATS

NBA REGULAR SEASON

YEAR, TEAM	GP	MINS	FGM	FGA	PCT.	FTM	FTA	PCT.	REBOUNDS			AST	PF	DD	STL	BLK	PTS	AVG
									OFF	DEF	TOT							
99-00, CHI	81	2999	630	1306	.482	367	536	.685	348	462	810	155	259	3	66	132	1627	20.1
00-01, CHI	74	2906	578	1215	.476	334	472	.708	285	461	746	240	243	4	71	118	1490	20.1
01-02, LAC	80	3020	532	1010	.527	389	524	.742	396	529	925	191	254	3	80	163	1453	18.2
02-03, LAC	62	2454	451	899	.502	244	356	.685	233	420	703	157	204	3	71	158	1146	18.5
03-04, LAC	69	2670	484	982	.493	411	532	.773	269	445	714	227	229	1	64	154	1379	20.0
04-05, LAC	81	3001	629	1251	.503	364	484	.752	296	474	770	208	240	2	62	169	1622	20.0
05-06, LAC	79	3099	756	1435	.527	440	568	.775	236	554	790	208	227	0	81	201	1953	24.7
06-07, LAC	80	3077	645	1211	.533	351	461	.761	268	476	744	235	238	0	77	179	1642	20.5
07-08, LAC	8	274	52	114	.456	37	47	.787	21	43	64	16	21	0	3	15	141	17.6
08-09, PHI	29	920	163	365	.447	73	108	.676	77	177	254	37	78	1	17	45	399	13.8
09-10, PHI	76	2297	412	858	.480	172	233	.738	179	282	461	109	232	1	82	80	996	13.1
10-11, PHI	81	2809	502	981	.512	213	273	.780	237	459	676	120	244	3	92	106	1217	15.0
11-12, PHI	60	1732	287	581	.494	85	116	.733	145	284	429	97	176	1	58	97	659	11.0
12-13, DAL	72	1527	226	478	.473	66	93	.710	130	300	430	70	192	0	50	90	518	7.2
13-14, ATL	73	1414	179	332	.539	61	94	.649	97	264	361	74	192	0	40	88	419	5.7
15 YR. TOT	1005	34199	6526	13018	.501	3607	4897	.737	3267	5610	8877	2144	3029	22	914	1795	16661	16.6

THREE-POINT FIELD GOALS IN 99-00:	0-2 (.000)	THREE-POINT FIELD GOALS IN 06-07:	1-1 (.000)
THREE-POINT FIELD GOALS IN 00-01:	0-2 (.000)	THREE-POINT FIELD GOALS IN 09-10:	0-1 (.000)
THREE-POINT FIELD GOALS IN 02-03:	0-1 (.000)	THREE-POINT FIELD GOALS IN 10-11:	0-1 (.000)
THREE-POINT FIELD GOALS IN 03-04:	0-1 (.000)	THREE-POINT FIELD GOALS IN 11-12:	0-1 (.000)
THREE-POINT FIELD GOALS IN 04-05:	0-3 (.000)	THREE-POINT FIELD GOALS IN 12-13:	0-1 (.000)
THREE-POINT FIELD GOALS IN 05-06:	1-3 (.333)	THREE-POINT FIELD GOALS IN 13-14:	0-2 (.000)

CAREER THREE-POINT FIELD GOALS: 2-19 (.105)

NBA PLAYOFFS

YEAR, TEAM	GP	MINS	FGM	FGA	PCT.	FTM	FTA	PCT.	REBOUNDS			AST	PF	DD	STL	BLK	PTS	AVG
									OFF	DEF	TOT							
05-06, LAC	12	517	124	225	.551	57	76	.750	51	72	123	48	34	1	11	31	305	25.4
10-11, PHI	5	185	34	62	.548	10	13	.769	12	30	42	3	21	1	2	6	78	15.6
11-12, PHI	13	356	46	99	.465	20	32	.625	22	41	63	7	36	1	11	20	112	8.6
13-14, ATL	7	81	2	12	.167	4	5	.800	7	16	23	6	10	0	1	6	8	1.1
4 YR. TOT	37	1139	206	398	.518	91	126	.722	92	159	251	64	101	3	25	63	503	13.6

PLAYOFF THREE-POINT FIELD GOALS: 0-1 (.000)

CAREER HIGHS

Points	44	FGM	18	FGA	26	3FGM	1	3FGA	1	FTM	15	FTA	19	Rebounds	23	Assists	10	Steals	5	Blocks	8	Minutes	55
Two Times	2/24/00	Two Times	Two Times	Two Times	Two Times	Two Times	Two Times	Two Times	Two Times	1/16/06 v/UTA	11/19/99 @LAL	11/19/99 @LAL	11/19/99 @LAL	Two Times	1/26/03 @IND	Three Times	Four Times	One Time	One Time	One Time	One Time	1/9/01 @CHA	One Time



DEMARRE CARROLL

HEIGHT: 6-8
WEIGHT: 212
COLLEGE:
HIGH SCHOOL: John Carroll Catholic, Birmingham, AL
BIRTHPLACE: Birmingham, AL
BIRTHDATE: July 27, 1986

NBA EXPERIENCE: 5 years
CURRENT NBA SEASON: 6th
MISSOURI
MISSOURI
MISSOURI

FORWARD
5



HOW DEMARRE JOINED THE HAWKS: Signed as a free agent by the Hawks on August 3, 2013 • Selected by the Memphis Grizzlies in the first round (27th overall) of the 2009 NBA Draft • Traded on February 24, 2011, along with Hasheem Thabeet and a future first-round pick, to the Houston Rockets in exchange for Shane Battier and Ishmael Smith • Waived by the Rockets on April 11, 2011 • Signed as a free agent by the Denver Nuggets on December 13, 2011 • Waived by the Nuggets on February 4, 2012 • Signed by the Jazz on February 8, 2012.

LAST SEASON (2013-14): Averaged 11.1 points, 5.5 rebounds, 1.8 assists and 1.5 steals in 32.1 minutes (.470 FG%, .362 3FG%, .773 FT%) • Ranked third in the NBA in STL/TOR ratio (1.37) and 24th in spg • Scored in double-figures 44 times (four 20-point games) and had five double-digit rebounding nights • Posted three double-doubles • Averaged career-highs in points, rebounds, assists and steals, while reaching career-bests in FG%, 3FG%, FT% and games played • Led the team in rebounding 12 times, scoring three times and assists once • Ranked second on the club in rebounds and steals per game, and 3FGM (97) • Scored in double-figures in seven consecutive games played (1/12-2/1), the longest streak of his career • Recorded three four-point plays - v/ NYK (2/22), v/CHI (2/25) and @TOR (3/23) • Missed two games due to a sprained right thumb (12/29-12/31), one due to personal reasons (1/16), one due to a mild left hamstring strain (1/24), two due to a left hamstring strain (2/12-2/18) and one due to a stomach virus (3/29) • Dressed but did not play due to a left hamstring strain v/WAS (2/19) • **SEASON HIGHS:** 24 pts (2x), 12 rebs v/DET (11/20), 4 assts (12x), 5 stls (2x), 2 blks (2x), 9 FGM @NOP (2/5), 5 3FGM v/PHI (11/15), 7 FTM v/PHO (3/24), 42 mins (2x).

PROFESSIONAL CAREER: Has played in 246 career games (95 starts) in five seasons with Memphis, Houston, Denver, Utah and Atlanta, averaging 6.2 points, 3.3 rebounds and 1.0 assists in 18.9 minutes per game (.449 FG%, .342 3FG%, .752 FT%) • **2012-13** (with Utah): Appeared in 66 games (12 starts), averaging 6.0 points, 2.8 rebounds and 0.9 assists in 16.8 minutes (.460 FG%, .765 FT%) • Scored in double figures 15 times • **2011-12** (with Utah and Denver): Appeared in 24 games (nine starts), averaging 4.5 points, 2.2 rebounds and 0.8 assists in 14.5 minutes (.410 FG%, .875 FT%) • Saw action in 20 games (nine starts) with Utah, averaging 4.8 points, 2.5 rebounds and 0.8 assists in 16.4 minutes (.374 FG%, .875 FT%) • Started final nine games of the season • Scored in double figures for the Jazz three times • Inactive for 25 games • **2010-11** (with Memphis and Houston): Appeared in 12 games, averaging 0.8 points and 0.7 rebounds in 4.2 minutes (.333 FG%, 2-2 FTs) • Recorded a season-high 10 minutes, totaling two points, one rebound and one block @LAL (11/2) • **2009-10** (with Memphis): Played in 71 games (one start) his rookie season with the Grizzlies, averaging 2.9 points and 2.1 rebounds in 11.2 minutes (.396 FG%, .623 FT%) • Recorded a season-high 12 points and grabbed seven rebounds in 32 minutes v/TOR (10/30).

PLAYOFF HISTORY: Has appeared in 11 games with the Hawks (2014) and Jazz (2012), and averaged 7.4 points, 4.5 rebounds and 1.3 assists in 29.0 minutes (.471 FG%, .370 3FG%, .636 FT%) • Started all seven games in the Hawks' 2014 first round playoff series against Indiana, averaging 8.9 points, 4.9 rebounds and 1.6 assists in 35.1 minutes (.469 FG%, .409 3FG%, .636 FT%) • In four games with Utah during their 2012 first round against the Spurs, put up 4.8 points and 3.8 rebounds in 18.3 minutes (.474 FG%) • **PLAYOFF CAREER HIGHS:** 18 pts v/IND (4/24/14), 10 rebs @IND (4/19/14), 4 assts v/IND (4/26/14), 1 stl (7x), 2 blk @IND (5/3/14), 6 FGM (2x), 2 3FGM (3x), 4FTM v/IND (4/24/14), 41 mins v/IND (4/24/14).

COLLEGIATE CAREER: Averaged 11.2 points, 6.0 rebounds and 1.6 assists in 24.5 minutes (.535 FG%, .604 FT%) in 134 games at Vanderbilt and Missouri • As a senior with the Tigers in 2008-09, played in 38 games, and put up 16.6 points, 7.2 rebounds and 2.2 assists in 28.0 minutes (.558 FG%, .364 3FG%, .634 FT%) • Appeared in 32 games as a junior (2007-08), where he averaged 13.0 points, 6.7 rebounds and 1.3 assists in 25.3 minutes

CAREER HIGHS

Points	FGM	FGA	3FGM	3FGA	FTM	FTA	Rebounds	Assists	Steals	Blocks	Minutes
24	9	15	5	8	7	10	12	6	5	3	45
Two Times	2/5/14 @NOP	2/1/14 v/MIN	11/15/13 v/PHI	8 Times	3/24/14 v/PHO	10/30/09 v/TOR	11/20/13 v/DET	4/6/12 v/DAL	Two Times	3/30/12 @OKC	4/16/12 v/DAL

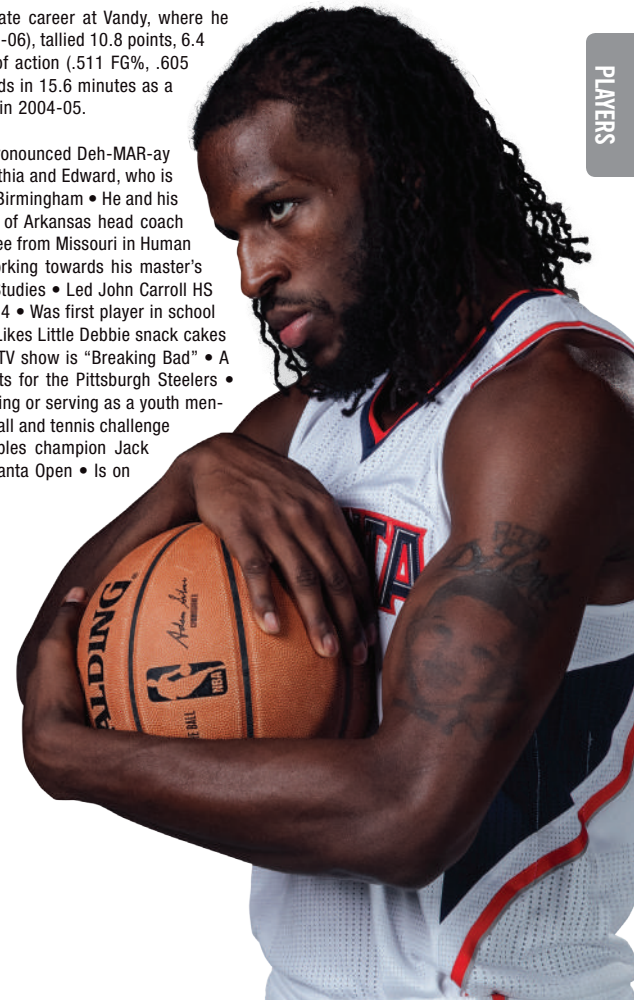
HAWKS.COM

f /HAWKS

@ATLHAWKS

(.536 FG%, .616 FT%) • Began his collegiate career at Vandy, where he played two seasons • As a sophomore (2005-06), tallied 10.8 points, 6.4 rebounds and 2.0 assists in 29.1 minutes of action (.511 FG%, .605 FT%) • Averaged 4.0 points and 3.8 rebounds in 15.6 minutes as a freshman (34 games, .500 FG%, .429 FT%) in 2004-05.

PERSONAL INFO: Born in Birmingham, AL • Pronounced Deh-MAR-ay • Nickname is "Junkyard Dog" • Son of Cynthia and Edward, who is a preacher at Perfecting Kingdom Church in Birmingham • He and his fiancée have a daughter, Lailah • Nephew of Arkansas head coach Mike Anderson • Earned his bachelor's degree from Missouri in Human and Organizational Development, and is working towards his master's degree in Human Development and Family Studies • Led John Carroll HS to back-to-back state titles in 2003 and 2004 • Was first player in school history to have his jersey retired (No. 32) • Likes Little Debbie snack cakes • Favorite movie is "Training Day" and top TV show is "Breaking Bad" • A fan of Kanye West • Enjoys bowling • Roots for the Pittsburgh Steelers • Likes to vacation in Aruba • Would be coaching or serving as a youth mentor if not in the NBA • Took part in a basketball and tennis challenge with ATP professional and Wimbledon doubles champion Jack Sock this past summer during the BB&T Atlanta Open • Is on twitter @DeMarreCarroll1.



PLAYERS

CAREER STATS

NBA REGULAR SEASON

YEAR, TEAM	GP	MINS	FGM	FGA	PCT.	FTM	FTA	PCT.	REBOUNDS		AST	PF	DO	STL	BLK	PTS	AVG	
									OFF	DEF								
09-10, MEM	71	795	88	222	.396	33	53	.623	53	97	150	33	107	1	28	9	209	2.9
10-11, MEM-HOU	12	50	4	12	.333	2	2	1.000	2	6	8	4	5	0	1	1	10	0.8
11-12, DEN-UTA	24	348	43	105	.410	14	16	.875	28	25	53	18	37	0	12	1	107	4.5
12-13, UTA	66	1111	149	324	.460	75	98	.765	87	101	188	61	119	2	58	24	393	6.0
13-14, ATL	73	2341	302	642	.470	109	141	.773	107	296	403	134	188	0	108	21	810	11.1
5 YR. TOT	246	4645	586	1305	.449	233	310	.752	277	525	802	250	456	3	207	56	1529	6.2
THREE-POINT FIELD GOALS IN 09-10:				0-6	(.000)				THREE-POINT FIELD GOALS IN 12-13:								20-70	(.286)
THREE-POINT FIELD GOALS IN 11-12:				7-19	(.368)				THREE-POINT FIELD GOALS IN 13-14:								97-268	(.362)
CAREER THREE-POINT FIELD GOALS: 124-363 (.342)																		

NBA PLAYOFFS

YEAR, TEAM	GP	MINS	FGM	FGA	PCT.	FTM	FTA	PCT.	REBOUNDS		AST	PF	DO	STL	BLK	PTS	AVG	
									OFF	DEF								
11-12, UTA	4	73	9	19	.474	0	0	.000	7	8	15	3	9	0	1	1	19	4.8
13-14, ATL	7	246	23	49	.469	7	11	.636	12	22	34	11	21	0	5	3	62	8.9
2 YR. TOT	11	319	32	68	.471	7	11	.636	19	30	49	14	30	0	7	4	81	7.4
THREE-POINT FIELD GOALS IN 11-12:				1-5	(.200)				THREE-POINT FIELD GOALS IN 13-14:								9-22	(.409)
PLAYOFF THREE-POINT FIELD GOALS: 10-27 (.370)																		

2014-15 ATLANTA HAWKS MEDIA GUIDE



AL HORFORD

HEIGHT: 6-10
WEIGHT: 245
COLLEGE: Florida
HIGH SCHOOL: Grand Ledge, Grand Ledge, MI
BIRTHPLACE: Puerto Plata, Dominican Republic
BIRTHDATE: June 3, 1986

NBA EXPERIENCE: 7 years
CURRENT NBA SEASON: 8th
AGE: 28

FWD/CTR
15



HOW AL JOINED THE HAWKS: Re-signed to a multi-year contract extension by the Hawks on November 1, 2010 • Selected as the third overall pick in the first round of the 2007 NBA Draft, Horford was an early-entry candidate.

LAST SEASON (2013-14): Averaged 18.6 points, 8.4 rebounds, 2.6 assists and 1.5 blocks in 33.0 minutes (.567 FG%, .364 3FG%, .682 FT%), appearing in 29 games (all starts) • Recorded nine double-doubles (five 20-point/10-rebound games) • Hit double figures 28 times, including 13 20-point outings (one 30-point game) • Registered his third career 30-point/15-rebound game with a career-high tying 34 points (career-best 15-23 FGs) and 15 boards in 41 minutes v/WAS (12/13) • Missed the final 53 games due to a torn right pectoral muscle (12/28-4/16) and subsequent surgery (in Atlanta on 12/31) • **SEASON HIGHS:** 34 pts v/WAS (12/13), 16 rebs (2x), 7 assts v/ORL (11/9), 5 stls @DAL (10/30), 5 blks v/DET (11/20), 15 FGM v/WAS (12/13), 1 3FGM (4x), 6 FTM @CHA (11/11), 41 mins v/WAS (12/13).

PROFESSIONAL CAREER: Through seven years in the league, has played in 420 games (416 starts), averaging 14.0 points, 9.5 rebounds, 2.6 assists, 1.1 blocks and 0.8 steals in 34.3 minutes (.541 FG%, .735 FT%) • In addition to Horford, those career averages have only been reached by Kareem Abdul-Jabbar, Shaquille O'Neal, Dwight Howard and Artis Gilmore, according to Elias Sports Bureau • Ranks second in franchise history in FG% (.541), seventh in defensive rebounds (2,906) and blocks (478), and 10th in rebounds per game (9.5) • Has recorded 317 double-figure scoring games, and has grabbed 10-or-more rebounds 209 times • Has 174 double-doubles (10th in Hawks history) • Has missed 130 games due to injury • In **2012-13**, played and started in 74 contests, and averaged 17.4 points, career-best 10.2 rebounds, 3.2 assists, 1.1 blocks and 1.1 steals in 37.2 minutes (.543 FG%, .500 3FG%, .644 FT%) • Finished sixth in the NBA in double-doubles, eighth in rpg, 10th in FG%, t25th in ppg and 30th in bpg • Recorded 43 double-doubles (20 20-point/10-rebound games), including one point/assist • Appeared in 11 contests (all starts) in **2011-12**, averaging 12.4 points, 7.0 rebounds, 2.2 assists, 1.3 blocks and 0.9 steals in 31.6 minutes (.553 FG%, .733 FT%) • Missed 55 games due to a torn left pectoral muscle (suffered 1/11 @IND) and subsequent surgery • In 77 games in **2010-11**, posted averages of 15.3 points, 9.3 rebounds, 3.5 assists, 1.0 blocks and 0.8 steals (.557 FG%, .500 3FG%, .798 FT%) • Ranked fifth in the NBA in FG%, 28th in blocks and 16th in efficiency (22.5) • One of the top all-around rebounders in the league, finishing 11th in rebounds, seventh in def. rebounds (7.0) and t24th in off. rebounds (2.4) • Had 36 double-doubles (tied for ninth in NBA), including 1 20/20 game • Named Third-Team All-NBA, and earned his second straight All-Star appearance • **2009-10:** Had an outstanding season, becoming the first Hawks draft pick to earn an All-Star berth since Kevin Willis • Contributed 14.2 points, 9.9 rebounds, 2.3 assists, 1.1 blocks and 0.7 steals in 35.1 minutes (.551 FG%, .789 FT%), appearing in 81 games • Ranked eighth in the NBA in FG%, 10th in rebounds, t-ninth in off. rebounds (2.9) and 26th in blocks • Had a team-leading 39 double-doubles (11th in the NBA) • Started all 67 games he played in **2008-09**, averaging 11.5 points, 9.3 rebounds, 2.4 assists, 1.4 blocks and 0.8 steals in 33.5 minutes (.525 FG% - 15th in the NBA, .727 FT%) • The only player unanimously selected to the NBA All-Rookie First Team (and runner-up for Rookie of the Year honors) in **2007-08**, Horford nearly averaged a double-double during his first year • Became the first Atlanta draftee to earn first team honors since Stacey Augmon in 1991-92 • Averaged 10.1 points, 9.7 rebounds, 1.5 assists, 0.9 blocks, 0.7 steals and 31.4 minutes in 81 games (77 starts) • Earned three Eastern Conference Rookie of the Month awards • Ranked t11th in the NBA in rebounds, t11th in off. rebounds (3.1), t21st in def. rebounds (6.6), 31st in FG% and t39th in blocks • Led all first-year players in rpg, double-doubles (25) and efficiency (17.6).

PLAYOFF HISTORY: Horford has appeared in 48 playoff games for Atlanta (47 starts), totaling 1244 ppg, 8.7 rpg, 2.7 apg and 1.1 bpg (.478 FG%, .745 FT%) • Played and started in all six games of the Hawks' 2013 first-round postseason loss to Indiana, averaging 16.7 points, 8.8 rebounds, 3.0 assists and 1.0 steals in 36.3 minutes (.494 FG%, .667 FT%) • Played in three games of the 2012 first-round loss to Boston (missed the initial three contests due to continued rehab for a torn left pectoral), and averaged 15.3 points, 8.3 rebounds, 2.7 assists, 1.3 steals and 1.3 blocks in 36.0 minutes (.588 FG%, .750 FT%) • In Game Five at Philips Arena, in his first start since January 11, put in 19 points, 11 rebounds, three assists, three steals and three blocks (8-15 FGs, 3-4 FTs), helping lead the Hawks to an 87-86 win • In starting all 12 postseason contests in 2011 against Orlando and Chicago, compiled 11.3 points, 9.6 rebounds, 3.5 assists and 1.0 blocks in 39.0 minutes (.423


CAREER HIGHS

Points	FGM	FGA	3FGM	3FGA	FTM	FTA	Rebounds	Assists	Steals	Blocks	Minutes
34	15	23	2	2	10	13	22	10	5	7	53
Two Times	12/13/13 v/WAS	12/13/13 v/WAS	3/1/13 @PHO	3/1/13 @PHO	Two Times	11/11/08 @CHI	Two Times	11/2/12 v/WAS	Two Times	1/17/11 v/SAC	11/16/07 v/SEA

FG%, .769 FT%) • Started all 11 contests in the 2010 postseason vs. Milwaukee and Orlando, and averaged 14.6 points, 9.0 rebounds, 1.8 assists and 1.7 blocks in 35.3 minutes (.523 FG%, .839 FT%) • Played and started in nine contests in the 2009 Playoffs against Miami and Cleveland, and averaged 6.9 points, 5.8 rebounds and 2.0 assists in 28.0 minutes (.424 FG%, .667 FT%) • Had an outstanding postseason series vs. Boston (2008 Playoffs), averaging 12.6 points, 10.4 rebounds, 3.6 assists and 1.0 blocks (.472 FG%, .741 FT%) • Became the 24th rookie in NBA history (first Hawk) to put up at least 20 points and 10 rebounds in his playoff debut • **PLAYOFF CAREER HIGHS:** 26 pts v/IND (4/27/13), 16 rebs v/IND (4/27/13), 6 assts (4x), 3 stls (2x), 5 blks v/MIL (4/17/10), 46 mins @BOS (5/10/12), 12 FGM v/IND (4/27/13), 1 3FGM v/MIL (4/28/10), 6 FTM (4x).

COLLEGIATE CAREER: Horford capped off an outstanding collegiate career by helping the Florida Gators to their second straight national championship in 2007, as the Gators became the first school to win back-to-back titles in 15 years • Finished career as the school's 35th all-time leading scorer with 1,123 points (career averages in 109 games (103 starts) - 10.3 points, 7.9 rebounds, 1.7 blocks, .586 FG%, .624 FT%) • Horford, Joakim Noah (Chicago) and Corey Brewer (Minnesota) were taken in the first nine picks of the 2007 Draft, which marked the first time three college teammates were selected that high • In his junior campaign (2006-07), in the title game, his 18 points and 12 rebounds led the Gators to an 84-75 victory over Ohio State (at the Georgia Dome), earning All-Tournament team honors for the second consecutive year • Third team All-America (by the Associated Press) and first team All-Southeastern Conference • Had career-bests of 13.2 points and 9.5 rebounds (team-high, second in the SEC), in addition to blocking 1.8 shots (.608 FG%, .644 FT%) in 38 games • Took home SEC Tournament MVP honors after totaling 18 points and 12 boards in the championship game win over Arkansas • As a sophomore (2005-06), tallied 11.3 points, a team-high 7.7 rebounds (sixth in the SEC) and 1.7 blocks (also sixth in the conference) • The Gators won the school's first-ever NCAA basketball championship, cruising to a 73-57 win over UCLA • Named to the Final Four's all-tourney team • Exceeded expectations as a freshman (2004-05), averaging 5.6 points, 6.6 rebounds and 1.6 blocks (.480 FG%, .582 FT%) in 32 games.

PERSONAL INFO: Born in Puerto Plata, Dominican Republic • Married 2003 Miss Universe Amelia Vega in Santo Domingo (DR) on December 24, 2011 • His parents are Alfredo "Tito" Horford and Arelis Reynoso • Tito played three years in the NBA with Milwaukee (1988-90) and Washington (1993-94) • Has three brothers and two sisters • Brother Jon is in his senior season at Florida after spending his first four years at Michigan • A telecommunications major at Florida, would work in TV or real estate if he wasn't playing pro ball • Has continued work towards his degree since leaving Gainesville • Has hosted basketball camps in Atlanta, Michigan and the Dominican Republic • The first player in the league to co-direct a night of programming at Atlanta's NBA TV studios • A two-time winner of the NBA's Community Assist Award (February '08 and March '11) • In 2011, donated \$23,000 to Direct Relief International to help the people of Japan recover from the tsunami and earthquake • Has hosted holiday parties for underprivileged kids • Supports Atlanta-area Hispanic youth groups, including the STAR House and La Amistad, where he has conducted Reading Timeouts and donated tickets to Hawks games • Earned the Jason Collier Memorial Trophy at the end of the '09 season, presented annually to the individual who best exemplifies the characteristics Collier displayed off the court as a community ambassador • Loves all types of music and is a very good ping-pong player • Considers his mom the person he admires the most • He's visited the White House on two occasions following the NCAA championship and says if he could be anyone for a day it would be the President • Enjoys eating white rice and black beans, beef and chicken dishes and sweet plantains • Horford's favorite actor and actress - Denzel Washington and Jessica Alba • His favorite movie is "Dark Knight Rises" and top TV show is "American Dad" • Wears size 17 basketball shoes • Is on twitter @Al_Horford.



CAREER STATS

NBA REGULAR SEASON

YEAR/TEAM	GP	MINS	FGM	FGA	PCT.	FTM	FTA	PCT.	REBOUNDS			AST	PF	DQ	STL	BLK	PTS	AVG
									OFF	DEF	TOT							
07-08, ATL	81	2360	333	668	.499	155	212	.731	248	537	785	124	267	1	60	76	821	10.1
08-09, ATL	67	2242	312	594	.525	149	205	.727	145	479	624	163	190	0	53	95	773	11.5
09-10, ATL	81	2845	467	847	.551	213	270	.789	236	563	799	189	225	1	59	91	1148	14.2
10-11, ATL	77	2704	513	921	.557	150	188	.798	182	536	718	266	193	0	59	80	1178	15.3
11-12, ATL	11	348	57	103	.553	22	30	.733	26	51	77	24	21	1	10	14	136	12.4
12-13, ATL	74	2756	576	1060	.543	134	208	.644	195	562	757	240	163	2	78	78	1289	17.4
13-14, ATL	29	958	238	420	.567	58	85	.682	66	178	244	76	56	0	27	44	538	18.6
7 YR. TOT	420	14393	2496	4613	.541	881	1198	.735	1098	2906	4004	1082	1115	5	346	478	5883	14.0

THREE-POINT FIELD GOALS IN 07-08:	0-5	(.000)	THREE-POINT FIELD GOALS IN 11-12:	0-1	(.000)
THREE-POINT FIELD GOALS IN 08-09:	0-1	(.000)	THREE-POINT FIELD GOALS IN 12-13:	3-6	(.500)
THREE-POINT FIELD GOALS IN 09-10:	1-1	(1.000)	THREE-POINT FIELD GOALS IN 13-14:	4-11	(.364)
THREE-POINT FIELD GOALS IN 10-11:	2-4	(.500)	CAREER THREE-POINT FIELD GOALS:	10-29	(.345)

NBA PLAYOFFS

YEAR/TEAM	GP	MINS	FGM	FGA	PCT.	FTM	FTA	PCT.	REBOUNDS			AST	PF	DQ	STL	BLK	PTS	AVG
									OFF	DEF	TOT							
07-08, ATL	7	277	34	72	.472	20	27	.741	22	51	73	25	26	1	3	7	88	12.6
08-09, ATL	9	252	25	59	.424	12	18	.667	12	40	52	18	26	0	6	6	62	6.9
09-10, ATL	11	388	67	128	.523	26	31	.839	28	71	99	20	35	1	8	19	161	14.6
10-11, ATL	12	468	58	137	.423	20	26	.769	25	90	115	42	33	0	5	12	136	11.3
11-12, ATL	3	108	20	34	.588	6	8	.750	5	20	25	8	11	0	4	4	46	15.3
12-13, ATL	6	218	41	83	.494	18	27	.667	12	41	53	18	17	0	6	5	100	16.7
6 YR. TOT	48	1711	245	513	.478	102	137	.745	104	313	417	131	148	2	32	53	593	12.4

PLAYOFF THREE-POINT FIELD GOALS: 1-4 (.250)



JOHN JENKINS

HEIGHT: 6-4 NBA EXPERIENCE: 2 years
 WEIGHT: 202 CURRENT NBA SEASON: 3rd
 COLLEGE: Vanderbilt
 HIGH SCHOOL: Station Camp, Hendersonville, TN
 BIRTHPLACE: Nashville, TN
 BIRTHDATE: March 6, 1991 AGE: 23

GUARD 12



HOW JOHN JOINED THE HAWKS: Selected by the Hawks in the first round (23rd overall) of the 2012 NBA Draft, Jenkins was an early-entry candidate.

LAST SEASON (2013-14): Appeared in 13 games, averaging 3.1 points, 1.7 rebounds and 0.8 assists in 12.2 minutes (.381 FG%, 4-4 FTs) • Recorded one double-digit scoring game • Assigned to Bakersfield of the NBA Development League on 12/6 and recalled on 12/13 • Averaged 21.5 points, 6.3 rebounds, 3.5 assists and 2.0 steals in 36.3 minutes (.418 FG%, .800 FT%) in four games (all starts) with the Jam • Missed 54 games (12/26-4/16) due to low back pain and subsequent surgery (on 2/3 in Atlanta) • **SEASON HIGHS:** 13 pts @HOU (11/27), 5 rebs @DET (11/22), 3 assts @HOU (11/27), 1 stl @MIA (11/19), 1 blk @NYK (11/16), 5 FGM @HOU (11/27), 3 3FGM @HOU (11/27), 2 FTM @MIA (11/19), 33 mins @HOU (11/27).

PROFESSIONAL CAREER: Holds career averages of 5.6 points, 1.6 rebounds and 0.9 assists in 14.3 minutes (.438 FG%, .365 3FG%, .851 FT%), having played in 74 games (two starting assignments) • Has missed 57 games due to injury • Ended his rookie year (2012-13) averaging 6.1 points, 1.5 rebounds and 0.9 assists in 14.8 minutes (.446 FG%, .384 3FG%, .843 FT%), playing in 61 games (two starts) • Ranked fifth among all NBA rookies in 3FG%, t18th in ppg and t19th in apg • Scored in double-figures 11 times, including three 20-point efforts • Averaged 25.5 points, 3.5 rebounds, 3.0 assists, 1.5 steals and 33.0 minutes (.529 FG%, .400 3FG%, 1.000 FT%) in two games for Bakersfield of the NBA D-League • Missed three games due to injury (mild concussion; 3/30-4/3).

PLAYOFF HISTORY: Saw action in four games of the Hawks' 2013 first-round playoff series against Indiana, and averaged 0.8 assists and 0.5 rebounds (0-3 FGs, 0-1 3FGs) • **CAREER PLAYOFF HIGHS:** 2 rebs @IND (4/24/13), 1 asst (3x), 8 mins @IND (4/24/13).

COLLEGIATE CAREER: Led the Southeastern Conference in scoring his final two years, and was a two-time First Team All-SEC performer • For his career, put in 16.9 points, 2.7 assists and 1.1 rebounds in 30.6 minutes (.468 FG%, .438 3FG%, .855 FT%) • Second on Vanderbilt's career-list in three-pointers made (306) and third-best in percentage (.438) • As a junior in 2011-12, averaged 19.9 points, 2.9 rebounds and 1.2 assists (.474 FG%, .439 3FG%, .837 FT%), appearing in 35 games, leading the nation in three-pointers per game (3.83) and earning Third Team AP All-America honors • Averaged 19.5 points, 3.0 rebounds and 1.2 assists as a sophomore in 2010-11, finishing second in the SEC in free throw percentage (.894) • Put up 20.8 points in conference contests • Started seven of 31 games in his freshman year (2009-10), hitting 11.0 points • Attended Station Camp High School in Hendersonville, Tennessee, and averaged the second-most points (42.3) in Tennessee high school history.

PERSONAL INFO: Born in Nashville, TN • Parents are John Jr. and Melodye Jenkins • Has a sister, Adrienne • Nickname is Johnny Cash • College teammates Festus Ezeli (Golden State) and Jeff Taylor (Charlotte) were also selected in the 2012 Draft • Majored in Religion and Cultural Studies at Vanderbilt • Enjoys training, hanging out with family and friends, and playing video games • Was named Male Amateur Athlete of the Year by the Tennessee Sports Hall of Fame in 2012 • Most admires his parents • Would like to meet Michael Jordan • Enjoys seafood and Mexican food • Favorite television show is "Martin" and favorite movie is "Friday" • Enjoys rap, and listens to Drake, Meek Mill and Big Sean • Would be an athletic trainer or music producer if not playing pro ball • Top vacation destination is Maui • Can be found on Twitter @JohnnyCashVU23.



PLAYERS

PLAYERS

CAREER HIGHS

Points 23	FGM 8	FGA 19	3FGM 3	3FGA 6	FTM 9	FTA 10	Rebounds 5	Assists 6	Steals 2	Blocks 2	Minutes 39
4/6/13	Two	4/17/13	Seven	Eight	2/5/13	2/5/13	Three	4/10/13	Two	1/8/13	4/17/13
@SAS	Times	@NYK	Times	Times	@IND	@IND	Times	@PHI	Times	@MIN	@NYK

CAREER STATS

NBA REGULAR SEASON

YEAR, TEAM	GP	MINS	FGM	FGA	PCT.	FTM	FTA	PCT.	REBOUNDS		AST	PF	DD	STL	BLK	PTS	AVG	
									OFF	DEF								
12-13, ATL	61	902	131	294	.446	59	70	.843	17	77	94	56	37	0	12	10	374	6.1
13-14, ATL	13	158	16	42	.381	4	4	1.000	3	19	22	11	11	0	1	1	40	3.1
2 YR. TOT	74	1060	147	336	.458	63	74	.851	20	96	116	67	48	0	13	11	414	5.6

THREE-POINT FIELD GOALS IN 12-13: 53-138 (.384)

CAREER THREE-POINT FIELD GOALS: 57-156 (.365)

THREE-POINT FIELD GOALS IN 13-14: 4-18 (.222)

NBA PLAYOFFS

YEAR, TEAM	GP	MINS	FGM	FGA	PCT.	FTM	FTA	PCT.	REBOUNDS		AST	PF	DD	STL	BLK	PTS	AVG
									OFF	DEF							
12-13, ATL	4	24	0	3	.000	0	0	---	0	2	2	3	2	0	0	0	0.0

PLAYOFF THREE-POINT FIELD GOALS: 0-3 (.000)

HAWKS.COM

f /HAWKS

@ATLHAWKS

2014-15 ATLANTA HAWKS MEDIA GUIDE



KYLE KORVER

HEIGHT: 6-7
WEIGHT: 212
COLLEGE: Creighton
HIGH SCHOOL: Pella, Pella, IA
BIRTHPLACE: Lakewood, CA
BIRTHDATE: March 17, 1981

NBA EXPERIENCE: 11 years
CURRENT NBA SEASON: 12th

AGE: 33

GUARD 26



HOW KYLE JOINED THE HAWKS: Signed a new contract with the Hawks on July 12, 2013 • Acquired by the Hawks from the Chicago Bulls in exchange for cash considerations on July 16, 2012 • Originally selected by the Nets in the second round (51st pick) of the 2003 NBA Draft • Traded to the Philadelphia 76ers on draft night (6/26/03) in exchange for cash considerations • Re-signed with Philly on August 2, 2005 • Traded by the 76ers to the Utah Jazz in exchange for Gordan Giricek and a first-round pick on December 29, 2007 • Signed as a free agent by the Bulls on July 13, 2010.

LAST SEASON (2013-14): Played in 71 games, all starts, averaging 12.0 points, 4.0 rebounds, 2.9 assists and 1.0 steals in 33.9 minutes (.475 FG%, .472 3FG%, .926 FT%) • Ranked first in the NBA in 3FG% and 12th in 3FGM (185) • Scored in double-figures 42 times (seven 20-point outings) • Made five-or-more 3FGs in a game seven times • Reached season career-highs in assists per game and FT% • Led the team in scoring eight times, assists five times and rebounding on three occasions • Led the club in 3FG%, 3FGM and minutes per game, while ranking fourth in points and steals per game • His 127 consecutive games (11/4/12-3/2/14) with at least one 3FGM is an NBA record (broke Dana Barros' mark of 89 v/CLE on 12/6) • Tied his career-high (and his own Philips Arena record) with eight 3FGM v/SAC (12/18), finishing with 28 points • Knocked down all six of his three-point attempts @LAL (11/3) en route to 22 points, tying Mike Bibby (12/21/08) and Al Harrington (12/26/05) for the most three's made by a Hawk in a game without a miss • Converted seven four-point plays • Missed four games due to a rib contusion (11/27-12/2) and six due to back spasms (3/21-3/29) • **SEASON HIGHS:** 28 pts v/SAC (12/18), 9 rebs @CHA (3/17), 7 assts @ORL (1/22), 3 stls (3x), 2 blks (2x), 10 FGM v/SAC (12/18), 8 3FGM v/SAC (12/18), 7 FTM v/MIN (2/1), 44 mins @CLE (12/26).

PROFESSIONAL CAREER: Has appeared in 809 career games (241 starts) in 11 seasons with Philadelphia, Utah, Chicago and Atlanta, and holds career averages of 9.8 points, 3.0 rebounds and 1.7 assists in 25.6 minutes (.438 FG%, .425 3FG%, .880 FT%) • In 2009-10, led the NBA in 3FG% at .536 (59-110 3FGM), establishing the NBA single season three-point shooting record • Led the NBA in FT% and ranked ninth in 3FG% in 2006-07 • Has missed 47 career games due to injury, with 26 of them coming in 2009-10 • In his first season with the Hawks in 2012-13, compiled 10.9 points, 4.0 rebounds, 2.0 assists and 1.0 steals in 30.5 minutes (.461 FG%, .457 3FG%, .859 FT%), ranking second in the NBA in 3FG% and fourth in makes (189) • His 189 three-pointers made was the fourth-best season total in franchise history • Appeared in 65 games (seven starts) with the Bulls in 2011-12, and averaged 8.1 points, 2.4 rebounds and 1.7 assists in 22.6 minutes (.432 FGs, .435 3FGs (10th in the NBA), .833 FTs) • Ranked 10th in the NBA with 118 3FGM • In 2010-11, for the third time in his career, appeared in 82 games (all off of the bench), and averaged 8.3 points, 1.8 rebounds and 1.5 assists in 20.1 minutes (.434 FGs, .415 3FGs, .885 FTs) • Was 17th in the NBA from long range • Appeared in 52 games with the Jazz in 2009-10, and averaged 7.2 points and 2.1 rebounds • Led the NBA in three-point shooting at .536 (59-110 3FGM), setting the NBA single season three-point shooting record • In 2008-09, appeared in 78 games (two starts), and averaged 9.0 points, 3.3 rebounds and 1.8 assists (.438 FG%, .386 3FG%, .882 FT%) • Made a team-high 103 3FGs, hitting 100-plus three-pointers for the fifth time in his career • Split time between the 76ers and Jazz in 2007-08, and posted 9.9 points, 2.3 rebounds and 1.3 assists in 75 games (all as a reserve) • In 50 regular season games with Utah, the Jazz went 38-12 record (was 16-16 prior to his arrival) • In his last full year in Philadelphia (2006-07), appeared in 74 games (one start), and averaged a career-high 14.4 points • Also averaged 3.5 rebounds and 1.6 assists in 30.9 minutes • Led the NBA in free throw percentage and ranked ninth in three-point shooting • In 82 games (43 starts) in 2005-06, tallied 11.5 points, 3.3 rebounds and 2.0 assists in 31.3 minutes • Ranked fifth in the league in three-pointers made and 11th in three-point percentage • In 2004-05, appeared in 82 games (57 starts), and averaged 11.5 points, 4.6 rebounds and 2.2 assists • Set the Sixers record for three-pointers made (226) and attempted (558) • Led the league in three-pointers made, and ranked among NBA leaders in attempts (third) and percentage (18th, .405) • As a rookie in 2003-04, averaged 4.5 points and 1.5 rebounds in 74 games (.352 FG%, .391 3FG%, .792 FT%) • Ranked 22nd overall, and second among NBA rookies, in three-point percentage.

PLAYOFF HISTORY: Has participated in 67 playoff contests (16 starts) with the Hawks, Philadelphia, Utah and Chicago, and averaged 8.0 points, 2.2 rebounds and 1.1 assists (.415 FG%, .386 3FG%, .895 FT%) in 23.1 minutes • Started all seven

CAREER HIGHS

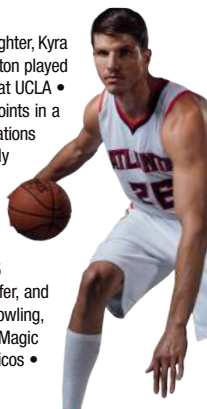
Points	FGM	FGA	3FGM	3FGA	FTM	FTA	Rebounds	Assists	Steals	Blocks	Minutes
31	11	20	8	15	10	10	11	9	6	4	48
Two Times	Two Times	1/2/07 @DEN	5 Times	3/1/05 @MIL	2/25/06 v/CHI	2/25/06 v/CHI	Two Times	Two Times	3/4/05 v/CLE	2/1/08 @WAS	Four Times

games in the 2014 postseason vs. Indiana, and averaged 13.4 points and 5.3 rebounds in 35.7 minutes (.455 FG%, .426 3FG%, .917 FT%) • In the 2013 first round series against the Pacers, played in six games (two starts), averaging 10.2 points and 3.3 rebounds in 29.5 minutes (.388 FG%, .353 3FG%, .917 FT%) • In the 2012 postseason with Chicago against Philly, put up 3.8 points, 1.7 rebounds and 1.5 assists (.409 FG%, .308 3FG%, .500 FT%) • During Chicago's 2011 playoff run, came off the bench in all 16 contests, averaging 6.6 points, 1.2 rebounds and 1.1 assists (.388 FG%, .423 3FG%, 7-7 FTs) • **PLAYOFF CAREER HIGHS:** 23 pts v/LAL (5/8/10), 9 rebs (2x), 6 assts v/DEN (4/23/10), 3 stls @DET (4/26/05), 2 blks (3x), 9 FGM v/LAL (5/8/10), 5 3FGM (4x), 6 FTM (2x), 45 mins @IND (5/3/14).

COLLEGIATE CAREER: Averaged 14.1 points and 5.2 rebounds, while hitting .453 from the three-point line in four years at Creighton (1999-03) • Appeared in 128 games • Was named Second Team All-America by Associated Press following his senior season, and received Honorable Mention All-America honors from the AP as a junior • Finished his career as the school and Missouri Valley Conference (MVC) leader with 371 three-pointers, which was tied for sixth in NCAA history at the time • Wrapped up his collegiate career ranked 14th in NCAA history in three-point field goal percentage (.453) and ninth in free throw percentage (.891) • Ranked fifth all-time at Creighton in scoring (1,801) and first in three-point field goals made, three-point field goals attempted, three-point field goal percentage and free throw percentage; eighth in assists; ninth in blocks and fourth in steals.

PERSONAL INFO: Born in Lakewood, CA, and grew up in Pella, Iowa • Married to Juliet Korver, and they have a daughter, Kyra and a son, Knox • Parents are Kevin and Laine Korver, and he has three brothers: Kaleb, Clayton and Kirk • Clayton played collegiately at Drake, Kaleb played at Creighton, and Kirk plays at Missouri-Kansas City • His cousin Kari plays at UCLA • Kyle's father, mother and two uncles played at Central College in Pella, Iowa, and his mother once scored 74 points in a high school game • Owns Seer Outfitters, a clothing brand which donates 100% of its profits to support organizations and causes throughout the country • Was a finalist in 2013 and 2014 for the NBA's prestigious J. Walter Kennedy Citizenship Award • Established the Kyle Korver Foundation in 2006 while in Philadelphia, and has hosted several coat drives during his career • Hosted a holiday party with the USO and the Chicago Housing Authority • Held an assembly with more than 100 students from the Walt Disney Magnet School in Chicago, to encourage the students to excel in their studies and to help maintain superior attendance records • Has participated in the NBA's Basketball Without Borders program, most recently going to India in the summer of 2008 • Had his No. 25 jersey retired by Pella High School in 2006 • Majored in Visual Communications at Creighton • Is an avid golfer, and competed in the 2008 and 2009 Utah Opens on sponsor exemptions • Other hobbies include ping pong, bowling, horseshoes, croquet, pool and Frisbee golf • Favorite foods are steak and mashed potatoes • Looked up to Magic Johnson and Larry Bird as role models • Enjoys watching football and golf • Top vacation spot is Turks and Caicos • Wears size 13.5 Nike • Is on twitter @KyleKorver.

PLAYERS



CAREER STATS

NBA REGULAR SEASON

YEAR, TEAM	GP	MINS	FGM	FGA	PCT.	FTM	FTA	PCT.	REBOUNDS			AST	PF	DD	STL	BLK	PTS	AVG
									OFF	DEF	TOT							
03-04, PHIL	74	882	115	327	.352	19	24	.792	30	81	111	40	102	2	25	8	330	4.5
04-05, PHIL	82	2667	317	759	.418	82	96	.854	40	339	379	182	265	2	103	33	942	11.5
05-06, PHIL	82	2563	327	761	.430	101	119	.849	27	243	270	163	224	1	65	26	939	11.5
06-07, PHIL	74	2288	372	845	.440	191	209	.914	30	229	259	105	188	1	57	20	1067	14.4
07-08, PHIL-UTAH	75	1733	255	575	.443	119	130	.915	21	151	172	101	192	2	42	29	740	9.9
08-09, UTAH	78	1874	245	560	.438	112	127	.882	35	223	258	137	170	0	47	30	705	9.0
09-10, UTAH	52	952	138	280	.493	39	49	.796	10	101	111	89	76	0	26	12	374	7.2
10-11, CHI	82	1649	242	557	.434	77	87	.885	12	138	150	124	156	0	35	20	681	8.3
11-12, CHI	65	1469	178	412	.432	55	66	.833	26	133	159	112	110	0	36	15	529	8.1
12-13, ATL	74	2259	277	601	.461	67	78	.859	23	270	293	146	170	1	70	37	810	10.9
13-14, ATL	71	2409	289	609	.475	87	94	.926	22	260	282	208	147	0	70	24	850	12.0
11 YR. TOT	809	20743	2755	6286	.438	949	1079	.880	276	2168	2444	1407	1800	9	576	254	7967	9.8
THREE-POINT FIELD GOALS IN 03-04:	81-207 (.391)																	
THREE-POINT FIELD GOALS IN 04-05:	226-558 (.405)																	
THREE-POINT FIELD GOALS IN 05-06:	184-438 (.420)																	
THREE-POINT FIELD GOALS IN 06-07:	132-307 (.430)																	
THREE-POINT FIELD GOALS IN 07-08:	111-296 (.375)																	
THREE-POINT FIELD GOALS IN 08-09:	103-267 (.386)																	
THREE-POINT FIELD GOALS IN 09-10:	59-110 (.536)																	
THREE-POINT FIELD GOALS IN 10-11:	120-289 (.415)																	
THREE-POINT FIELD GOALS IN 11-12:	118-271 (.435)																	
THREE-POINT FIELD GOALS IN 12-13:	189-414 (.457)																	
THREE-POINT FIELD GOALS IN 13-14:	185-392 (.472)																	
CAREER THREE-POINT FIELD GOALS:	1508-3549 (.425)																	

NBA PLAYOFFS

YEAR, TEAM	GP	MINS	FGM	FGA	PCT.	FTM	FTA	PCT.	REBOUNDS			AST	PF	DD	STL	BLK	PTS	AVG
									OFF	DEF	TOT							
04-05, PHIL	5	147	8	28	.286	2	2	1.000	3	10	13	8	18	0	4	1	25	5.0
07-08, UTAH	12	259	30	73	.411	23	25	.920	5	21	26	7	28	0	4	8	94	7.8
08-09, UTAH	5	136	18	46	.391	5	7	.714	2	9	11	13	9	0	3	1	53	10.6
09-10, UTAH	10	210	32	61	.525	8	9	.889	0	11	11	13	22	0	5	0	83	8.3
10-11, CHI	16	276	38	98	.388	7	7	1.000	1	18	19	17	35	0	8	3	105	6.6
11-12, CHI	6	94	9	22	.409	1	2	.500	1	9	10	9	10	0	3	3	23	3.8
12-13, ATL	6	177	19	49	.388	11	12	.917	0	20	20	4	14	0	2	4	61	10.2
13-14, ATL	7	250	30	66	.455	11	12	.917	2	35	37	5	15	0	4	2	94	13.4
8 YR. TOT	67	1549	184	443	.415	68	76	.895	14	133	147	76	151	0	33	22	538	8.0
THREE-POINT FIELD GOALS IN 04-05:	7-24 (.292)																	
THREE-POINT FIELD GOALS IN 07-08:	11-38 (.289)																	
THREE-POINT FIELD GOALS IN 08-09:	12-26 (.462)																	
THREE-POINT FIELD GOALS IN 09-10:	11-23 (.478)																	
THREE-POINT FIELD GOALS IN 10-11:	22-52 (.423)																	
THREE-POINT FIELD GOALS IN 11-12:	4-13 (.308)																	
THREE-POINT FIELD GOALS IN 12-13:	12-34 (.353)																	
THREE-POINT FIELD GOALS IN 13-14:	23-54 (.426)																	

PLAYOFF THREE-POINT FIELD GOALS: 102-264 (.386)

PLAYERS

HAWKS.COM

f /HAWKS

@ATLHAWKS

2014-15 ATLANTA HAWKS MEDIA GUIDE



SHELVIN MACK

HEIGHT: 6-3
 WEIGHT: 203
 COLLEGE: Butler
 HIGH SCHOOL: Bryan Station, Lexington, KY
 BIRTHPLACE: Lexington, KY
 BIRTHDATE: April 22, 1990

NBA EXPERIENCE: 3 years
 CURRENT NBA SEASON: 4th
 Butler
 Bryan Station, Lexington, KY
 AGE: 24

GUARD
8



HOW SHELVIN JOINED THE HAWKS: Re-signed with the Hawks on August 22, 2014 • Signed consecutive 10-day contracts with the Hawks on March 6, 2013 and March 16, 2013, then signed for the remainder of the season on March 26, 2013 • Selected in the second round (34th overall) of the 2011 NBA Draft by the Washington Wizards as an early-entry candidate • Signed with Washington on December 25, 2012 and was waived on January 7, 2013 • Signed consecutive 10-day contracts with Philadelphia on January 17, 2013 and January 28, 2013.

LAST SEASON (2013-14): Averaged 7.5 points, 3.7 assists and 2.2 rebounds in 20.4 minutes of 73 games (11 starts), knocking down .417 FG%, .337 3FG% and .865 FT% • Ranked seventh in the NBA in A/T0 ratio (3.04) • Scored in double-figures 22 times (one 20-plus effort) and had one double-double • Averaged 10.5 points, 4.7 assists and 3.2 rebounds in 30.4 minutes (.411 FG%, .349 3FG%, .800 FT%) as a starter • Averaged season career-highs in points, rebounds and assists, while reaching career-bests in FT% and games played • Led the team in assists 14 times and in scoring once • Ranked second on the club in assists per game • Missed one game due to a sprained left ankle (11/27) • **SEASON HIGHS:** 21 pts @ DET (2/21), 7 rebs @CLE (12/26), 12 assts @NYK (11/16), 4 stls @WAS (11/30), 1 blk (2x), 8 FGM (2x), 4 3FGM (2x), 6 FTM @LAC (3/8), 38 mins @DET (2/21).

PROFESSIONAL CAREER: Has played in 168 games (with 14 starts) over his three NBA seasons, splitting time between Washington, Philadelphia and the Hawks, and averaging 5.5 points, 2.8 assists and 1.7 rebounds in 16.0 minutes (.419 FG%, .335 3FG%, .772 FT%) • Appeared in 31 games in 2012-13 with the Hawks, Washington and Philadelphia, averaging 4.6 points, 2.2 assists and 1.3 rebounds in 13.4 minutes (.488 FG%, .367 3FG%, .563 FT%) • In 20 games (one start) with Atlanta, put up 5.2 points, 2.2 assists and 1.2 rebounds in 13.4 minutes (.488 FG%, .400 3FG%, .571 FT%) • Also appeared in 23 games with Maine in the NBA Development League, averaging 20.1 points, 7.7 assists, 4.3 rebounds and 1.3 steals in 40.3 minutes (.454 FG%, .365 3FG%, .875 FT%) • In 2011-12 with the Wizards, averaged 3.6 points, 2.0 assists and 1.4 rebounds in 12.2 minutes (.400 FG%, .286 3FG%, .712 FT%) in 64 games • Scored in double-figures three times, including a season-high 12 at Orlando on 2/1/12.

PLAYOFF HISTORY: Has appeared in 11 postseason games with the Hawks, averaging 6.1 points, 2.9 assists and 1.8 rebounds in 12.7 minutes (.411 FG%, .375 3FG%, .750 FT%) • In the Hawks' 2014 first round vs. Indiana, put in 8.1 points, 3.6 assists and 1.9 rebounds in 16.9 minutes (.404 FG%, .375 3FG%, .750 FT%) • Played in four games with Atlanta in the first round series against Indiana in 2013, and averaged 2.5 points, 1.8 assists and 1.8 rebounds in 5.5 minutes (.444 FG%, .400 3FG%) • **PLAYOFF CAREER HIGHS:** 20 pts @IND (4/28/14), 3 rebs (2x), 7 assts @IND (5/3/14), 5 FGM (2x), 3 3FGM @IND (5/3/14), 25 mins @IND (4/28/14).

COLLEGIATE CAREER: Played in the NCAA Championship game with Butler in consecutive years in 2010 and 2011 as a sophomore and junior • Was selected to the All-Tournament Team at the 2011 Final Four • Was named Second Team All-Horizon League as a junior • Was one of 20 returning collegiate players named to the 2010 USA Select Team, which helped USA Basketball prepare for the FIBA World Championship • Served as captain of the gold medal-winning USA U19 World Championship Team during the summer of 2009 • As a junior in 2011, led Butler in assists (3.4), and ranked second in scoring (16.0) and third in rebounds (4.5) • Scored 122 points in six NCAA Tournament contests in 2011 • As a sophomore (2010), was First Team All-Horizon League, after ranking second on his team in scoring (14.1), assists (3.0) and steals (1.4) • As a freshman in 2009, led the Bulldogs in assists (3.5), while ranking second in steals (1.1) and third in scoring (11.9).

PERSONAL INFO: Born in Lexington, KY • Majored in Media Arts at Butler • Two-time All-State performer at Bryan Station HS in Lexington, KY • Son of Victoria Guy • Has two sisters, Sierra and Keionna • Favorite movie is "The Book of Eli" and top TV show is "Martin" • Enjoys playing chess • A fan of Jay-Z • Enjoys vacationing in hometown of Lexington, or in Italy • Would get into coaching if not playing pro ball • Is on twitter @ShelvinMack.

CAREER HIGHS

Points	FGM	FGA	3FGM	3FGA	FTM	FTA	Rebounds	Assists	Steals	Blocks	Minutes
21	8	16	4	8	7	10	7	12	4	1	38
2/21/14	Two Times	2/21/14	Two Times	3/21/14	4/9/12	4/9/12	12/26/13	11/16/13	11/30/13	Four Times	2/21/14
@DET		@DET		@NOP	@CHA	@CHA	@CLE	@NYK	@WAS		@DET



CAREER STATS

NBA REGULAR SEASON

YEAR, TEAM	GP	MINS	FGM	FGA	PCT.	FTM	FTA	PCT.	REBOUNDS			AST	PF	DQ	STL	BLK	PTS	AVG
									OFF	DEF	TOT							
11-12, WAS	64	779	88	220	.400	42	59	.712	12	80	92	131	50	0	28	2	230	3.6
12-13, WAS-PHI-ATL	31	416	58	126	.460	9	16	.563	3	37	40	68	39	0	15	0	143	4.6
13-14, ATL	73	1490	209	501	.417	64	74	.865	21	139	160	271	100	1	50	2	544	7.5
3 YR. TOT	168	2685	355	847	.419	115	149	.772	36	256	292	470	189	1	93	4	917	5.5
THREE-POINT FIELD GOALS IN 11-12:								(286)									62-184	(.337)
THREE-POINT FIELD GOALS IN 12-13:								(367)									92-275	(.335)

NBA PLAYOFFS

YEAR, TEAM	GP	MINS	FGM	FGA	PCT.	FTM	FTA	PCT.	REBOUNDS			AST	PF	DQ	STL	BLK	PTS	AVG
									OFF	DEF	TOT							
12-13, ATL	4	22	4	9	.444	0	0	---	3	4	7	7	0	0	0	0	10	2.5
13-14, ATL	7	118	19	47	.404	9	12	.750	3	10	13	25	10	0	4	0	57	8.1
2 YR. TOT	11	140	23	56	.411	9	12	.750	6	14	20	32	10	0	4	0	67	6.1

PLAYOFF THREE-POINT FIELD GOALS: 4-9 (.444)



PAUL MILLSAP

HEIGHT: 6-8
WEIGHT: 246
COLLEGE:
HIGH SCHOOL:
BIRTHPLACE:
BIRTHDATE:

NBA EXPERIENCE: 8 years
CURRENT NBA SEASON: 9th
Louisiana Tech
Grambling, Grambling, LA
Monroe, LA
February 10, 1985

FORWARD
4



HOW PAUL JOINED THE HAWKS: Signed as a free agent by the Hawks on July 10, 2013 • Selected by the Utah Jazz in the second round (47th overall) of the 2006 NBA Draft as an early-entry candidate • Signed as a restricted free agent to an offer sheet by the Portland Trail Blazers on July 10, 2009, and re-signed with the Jazz on July 17, 2009 as Utah matched offer sheet.

LAST SEASON (2013-14): Averaged 17.9 points, 8.5 rebounds, 3.1 assists, 1.7 steals and 1.1 blocks in 33.5 minutes (.461 FG%, .358 3FG%, .731 FT%), appearing in 74 games (73 starts) • Ranked ninth in the NBA in spg, 125th in rpg, 129th in ppg and 30th in bpg • Posted 30 double-doubles (118th in the league), including one triple-double • Scored in double-figures 68 times (29 20-point efforts, including two 30-point games) • Averaged season career-highs in points, assists and blocks, while also reaching career-bests in 3FG%, 3FGM (76) and FTM (286) • Led the team in rebounding 40 times, scoring 31 times and in assists six times • Team leader in points, rebounds and steals per game, as well as FGM (483), while ranking second in blocks and fourth in assists per game • Had six points, three rebounds and one assist in 15 minutes (3-5 FGs) for the victorious Eastern Conference in the 2014 NBA All-Star Game, his first career appearance in the midseason classic • Named Eastern Conference Player of the Week on 1/27, for the first time in his career • Recorded first career triple-double vTOR (3/18), tallying 19 points, 13 rebounds and a career-high 10 assists • Missed one game due to right elbow tendinitis (11/19) and five due to a right knee contusion (2/22-3/5) • Had three career-best streaks - 11 consecutive games with a 3FGM (2/19-3/23), 25 consecutive FTM (12/31-1/8) and 21 straight games with a steal (12/26-2/8) • **SEASON HIGHS:** 34 pts @BOS (12/31), 17 rebs vPHI (3/31), 10 assts vTOR (3/18), 6 stls @PHI (1/31), 5 blks @ORL (1/22), 12 FGM (3x), 7 3FGM @MIA (12/23), 12 FTM vCHI (12/28), 48 mins @CLE (12/26).

PROFESSIONAL CAREER: Has appeared in 614 games (338 starts) over eight seasons with Utah and Atlanta, averaging 13.1 points, 7.2 rebounds, 1.9 assists, 1.2 steals and 1.0 blocks in 28.2 minutes per game (.507 FG%, .724 FT%) • Ranks sixth on the Utah Jazz all-time field goal percentage list (.516) • In 2012-13, appeared in 78 games (all starts), and averaged 14.6 points, 7.1 rebounds, 2.6 assists, 1.3 steals and 1.0 blocks in 30.4 minutes (.490 FG%, .742 FT%) • Ranked first among NBA Western Conference power forwards in steals per game (1.31) • Appeared in 64 games (62 starts) in 2011-12, and averaged 16.6 points, 8.8 rebounds, 2.3 assists and 1.8 steals in 32.5 minutes (.495 FG%, .792 FT%) • Ranked fourth in NBA in steals per game (1.84), leading the Jazz • Scored in double-figures 54 times • In 2010-11, appeared in 76 games (all starts), averaging 17.3 points and 7.6 rebounds (.531 FG%, .391 3FG%, .757 FT%) • Ranked 10th in NBA in field goal percentage • Had a career-high 46 points in an overtime win at Miami (11/9), the most by a Jazzman since Karl Malone had 56 points at Golden State on 4/7/98 • Played in all 82 games (eight starts) in 2009-10, averaging 11.6 points and 6.8 rebounds (.538 FG%, .693 FT%) • One of two Jazz players to appear in every game • Third time in his first four seasons to accomplish the feat • Recorded 12 double-doubles • Averaged 15.4 points, 8.4 rebounds, 3.0 assists and 1.6 blocks in eight starts • Appeared in 76 games (38 starts) averaging 13.5 points, 8.6 rebounds and 1.8 assists in 30.1 minutes per game (.534 FG%, .699 FT%) in 2008-09 • Averaged 16.0 points, 10.3 rebounds, 2.4 assists and 1.2 steals per game as a starter, and finished fourth in the NBA's Most Improved Player Award balloting • Collected 19 straight double-doubles (11/24-1/7), the longest streak in the NBA since 2006 • Appeared in all 82 games (two starts) for the second straight season in 2007-08, averaging 8.1 points, 5.6 rebounds and 1.0 assists in 20.8 minutes (.504 FG%, .677 FT%) • Participated in the T-Mobile Rookie Challenge and Youth Jam during All-Star Weekend for second consecutive season • Scored in double-figures 24 times with four double-doubles • Appeared in 82 games (one start) as a rookie (2006-07), averaging 6.8 points, 5.2 rebounds, 0.8 steals and 0.9 blocks in 18.0 minutes, hitting .525 FGs and .673 FTs • Became the seventh Jazz rookie to appear in every game • Ranked second among NBA rookies in rebounding and double-doubles (seven), third in steals (0.8) and blocks (0.9), tied for fifth in scoring, and eighth in minutes.

PLAYOFF HISTORY: Has played in 55 postseason contests with the Hawks and Jazz, starting 11, averaging 10.9 points, 6.7 rebounds, 1.2 assists and 1.2 blocks (.489 FG%, .665 FT%) in 24.7 minutes • Started all seven contests in the Hawks' 2014 first round series against Indiana, and put up 19.4 points, 10.9 rebounds, 2.9 assists, 1.9 blocks and 1.4 steals in 38.1


CAREER HIGHS

Points	FGM	FGA	3FGM	3FGA	FTM	FTA	Rebounds	Assists	Steals	Blocks	Minutes
46	19	28	7	10	12	16	24	10	5	5	53
11/9/10	11/9/10	11/9/10	12/23/14	12/23/13	12/12/13	Two Times	4/13/10	3/18/14	3/15/12	Three Times	4/16/12
@MIA	@MIA	@MIA	@MIA	@MIA	@CHA		@GSW	vTOR	vMIN		vDAL

minutes (.398 FG%, .804 FT%) • In the 2012 first round series against the Spurs, put in 12.0 points, 11.0 rebounds and 2.5 blocks in 34.8 minutes (.370 FG%, .500 FT%) in four starts • In 10 games off the bench in the 2010 playoffs vs. Denver and the LA Lakers, put in 18.0 points, 8.8 rebounds, 2.2 assists, 1.4 blocks and 1.1 steals (.574 FG%, .690 FT%) in 32.3 minutes • Played in all five first-round games against the Lakers in 2009 (off bench), and averaged 11.8 points, 8.0 rebounds and 1.6 assists in 31.0 minutes (.510 FG%, .500 FT%) • During the Jazz playoff run in 2008, played in 12 games as a sub against the Rockets and Lakers, averaging 6.4 points, 3.9 rebounds and 1.3 blocks in 17.5 minutes (.516 FG%, .520 FT%) • Saw action in 17 games during the 2007 postseason, tallying 5.9 points and 4.4 rebounds in 15.5 minutes (.525 FG%, .667 FT%) vs. Houston, Golden State and San Antonio • **PLAYOFF CAREER HIGHS:** 29 pts vIND (4/26/14), 19 rebs (2x), 5 assts vIND (5/1/14), 4 stls @IND (5/3/14), 5 blks vSAS (5/5/12), 11 FGM vDEN (4/23/10), 3 3FGM vIND (4/26/14), 9 FTM @IND (4/19/14), 44 mins @IND (5/3/14).

COLLEGIATE CAREER: Spent three seasons at Louisiana Tech (2003-06), where he averaged 18.6 points, 12.7 rebounds, 2.0 blocks and 1.3 steals (35.2 minutes) in 92 career contests • Became the only player in NCAA Division I history to lead the nation in rebounding three consecutive seasons • Ranks second on Tech's all-time rebounding list (1,172), and is seventh in scoring (1,701) • Put up 67 double-doubles • Earned All-WAC First Team honors each of his final two seasons • In 33 games as a junior in 2005-06, averaged 19.6 points, 13.3 rebounds, 2.3 blocks and 1.9 steals in 34.1 minutes (.571 FG%, .623 FT%) • Ranked second in the conference in ppg, bpg, spg and FG% • Averaged 20.4 points, 12.4 rebounds and 1.9 blocks in 29 starts as a sophomore (36.6 minutes) in 2004-05, hitting .575 FGs and .601 FTs • Became the first freshman in NCAA history to win the rebounding title, as he averaged 15.6 points, 12.5 rebounds and 1.7 bpg in 35.1 minutes (30 games, 29 starts) in 2003-04.

PERSONAL INFO: Born in Monroe, LA • Spent much of his childhood in Denver before returning to Louisiana in 1999 • Son of Bettye Millsap, and has three brothers - John, Elijah and Abraham • John, who played on the Hawks' summer league team in 2013, played collegiately at Texas-San Antonio, was an All-Star in the CBA and spent time in the NBA D-League • Elijah played at Alabama-Birmingham, and has played in the D-League • Abraham played on the Hawks' summer league team in 2014 • Selected by the Louisiana Association of Basketball Coaches as the Bob Pettit Award recipient as Louisiana Professional Player of the Year in 2008, 2009, 2010 and 2014 • Recognized by his former high school (Grambling) with a "Paul Millsap Day" on 8/12/11 • Inducted into the Louisiana Tech Athletics Hall of Fame in 2011 • Favorite movie is "Life," while favorite TV show is "Breaking Bad" • Favorite food is tacos • Enjoys listening to Hip-Hop and is a fan of Lil Wayne • Likes to play chess • Top vacation spot is Jamaica • He and his girlfriend LaToria Scott have three daughters - Xylah, Phayona and Paular, and a son, Porter • On twitter @PaulMillsap_24.



PLAYERS

CAREER STATS

NBA REGULAR SEASON

YEAR, TEAM	GP	MINS	FGM	FGA	PCT.	FTM	FTA	PCT.	REBOUNDS			AST	PF	DO	STL	BLK	PTS	AVG
									OFF	DEF	TOT							
06-07, UTA	82	1472	209	398	.525	140	208	.673	183	240	423	62	236	3	67	74	559	6.8
07-08, UTA	82	1702	253	502	.504	155	229	.677	167	293	460	81	269	4	72	73	661	8.1
08-09, UTA	76	2290	400	749	.534	228	326	.699	251	403	654	138	288	5	78	73	1028	13.5
09-10, UTA	82	2277	385	716	.538	183	264	.693	186	373	559	131	285	7	64	99	954	11.6
10-11, UTA	76	2605	525	988	.531	296	338	.757	164	415	579	187	272	2	103	69	1315	17.3
11-12, UTA	64	2100	426	861	.495	202	255	.792	180	383	563	150	222	5	118	52	1051	16.6
12-13, UTA	78	2375	429	875	.490	264	356	.742	177	377	554	201	252	1	102	80	1135	14.6
13-14, ATL	74	2482	483	1047	.461	286	391	.731	154	473	627	132	210	3	129	78	1328	17.9
8 YR, TOT	614	17303	3110	6136	.507	1714	2367	.724	1462	2957	4419	1182	2014	30	733	588	8041	13.1
THREE-POINT FIELD GOALS IN 06-07:					1-3			(.333)										9-23
THREE-POINT FIELD GOALS IN 07-08:					0-4			(.000)										7-31
THREE-POINT FIELD GOALS IN 08-09:					0-4			(.000)										13-39
THREE-POINT FIELD GOALS IN 09-10:					1-9			(.111)										76-212
CAREER THREE-POINT FIELD GOALS:					107-325			(.329)										(.358)

NBA PLAYOFFS

YEAR, TEAM	GP	MINS	FGM	FGA	PCT.	FTM	FTA	PCT.	REBOUNDS			AST	PF	DO	STL	BLK	PTS	AVG
									OFF	DEF	TOT							
06-07, UTA	17	263	42	80	.525	16	24	.667	38	37	75	8	39	0	11	9	100	5.9
07-08, UTA	12	210	32	62	.516	13	25	.520	23	24	47	4	37	0	7	16	77	6.4
08-09, UTA	5	155	25	49	.510	9	18	.500	20	20	40	8	17	0	4	5	59	11.8
09-10, UTA	10	323	70	122	.574	40	58	.690	34	54	88	22	36	1	11	14	180	18.0
11-12, UTA	4	139	20	54	.370	8	16	.500	17	27	44	2	11	0	1	10	48	12.0
13-14, ATL	7	267	41	103	.398	45	56	.804	21	55	76	20	25	0	10	13	136	19.4
6 YR, TOT	55	1357	230	470	.489	131	197	.665	153	217	370	64	165	1	44	67	600	10.9
THREE-POINT FIELD GOALS IN 06-07:					0-1			(.000)										0-3
THREE-POINT FIELD GOALS IN 07-08:					0-1			(.000)										9-27
THREE-POINT FIELD GOALS IN 09-10:					0-2			(.000)										9-34

PLAYERS



MIKE MUSCALA

HEIGHT: 6-11 NBA EXPERIENCE: 1 year
 WEIGHT: 240 CURRENT NBA SEASON: 2nd
 COLLEGE: Bucknell
 HIGH SCHOOL: Roseville, Roseville, MN
 BIRTHPLACE: St. Louis Park, MN
 BIRTHDATE: July 1, 1991 AGE: 23

FWD/CTR
31



HOW MIKE JOINED THE HAWKS: Signed to a contract on February 27, 2014 • Acquired by the Hawks on June 28, 2013, along with the draft rights to Lucas Nogueira, and Jared Cunningham from Dallas, in exchange for the draft rights to Shane Larkin • Was selected 44th overall by Dallas in the 2013 NBA Draft.

LAST SEASON (2013-14): Averaged 3.8 points and 2.6 rebounds in 10.7 minutes (.425 FG%, 14-14 FTs) in 20 contests • Scored in double-figures once • Tallied 15 points, four rebounds, three assists and two blocks in 25 minutes (6-8 FGs, 3-3 FTs) @Mil (4/16) • Made his NBA debut @Pho (3/2), finishing with four points, five rebounds and two blocks in 19 minutes (2-6 FGs) • Became the first Bucknell alum to play in a regular season NBA game • Played in 20 games for Blusens Monbus Obradoiro of the Spanish ACB League earlier in the year, averaging 14.6 points (seventh in the league), a league-leading 7.8 rebounds and 1.1 assists in 26.3 minutes (.546 FG%, .871 FT%) • **SEASON HIGHS:** 15 pts @MIL (4/16), 8 rebs @WAS (3/29), 3 assts @MIL (4/16), 1 stl (3x), 2 blks (2x), 6 FGM @MIL (4/16), 4 FTM v/CHI (4/2), 25 mins @MIL (4/16).

PLAYOFF HISTORY: Played in two games in the Hawks' first round playoff matchup with Indiana in 2014, missing two field goal attempts in 2.5 mpg.

COLLEGIATE CAREER: Had an outstanding four-year career at Bucknell, finishing as the school's all-time scoring leader (2,036), and was second in rebounds (1,093) and blocks (271) • Named Patriot League Player of the Year and Defensive Player of the Year as a senior • Three-time First Team All-Patriot League selection, and Honorable Mention All-America by Associated Press as a senior • Named 2013 Academic All-American • In 2012-13, averaged team-highs of 18.7 points, 11.1 rebounds and 2.4 blocks in 31.7 minutes (.509 FG%, .453 3FG%, .789 FT%) • As a junior in 2011-12, posted 17.0 points, 11.1 rebounds and 2.4 blocks, scoring double-digits in 32-of-34 games (.503 FG%, .421 3FG%, .853 FT%) • Averaged 14.9 points, 7.3 rebounds and 2.0 blocks as a sophomore in 2010-11, playing in 34 games and making .517 FGs, .400 3FGs and .816 FTs • As a freshman at Bucknell (2009-10), put in 9.9 points, 4.9 rebounds and 2.2 blocks in 24.8 minutes (.462 FG%, .806 FT%), playing in 30 games.

PERSONAL INFO: Born in St. Louis Park, MN • Pronounced muss-KAL-uh • Son of Bob Muscala and Mary and Thomas Maida • Has a sister, Madeline Maida • Played for coach Bartt Pierce at Roseville High, where he was a finalist for Minnesota Mr. Basketball honors as a senior • Majored in management at Bucknell • Favorite hobby is freestyle rapping • Is the first-ever player from Bucknell to play in an NBA game, and was the third ever drafted • Is a fan of Drake • On twitter @mikejawz.



PLAYERS

PLAYERS

CAREER HIGHS

Points	FGM	FGA	3FGM	3FGA	FTM	FTA	Rebounds	Assists	Steals	Blocks	Minutes
15	6	9	--	1	4	4	8	3	1	2	25
4/16/14	4/16/14	3/27/14		Three	4/2/14	4/2/14	3/29/14	4/16/14	Three	Two	4/16/14
@MIL	@MIL	v/POR		Times	v/CHI	v/CHI	@WAS	@MIL	Times	Times	@MIL

HAWKS.COM

f /HAWKS

@ATLHAWKS

CAREER STATS

NBA REGULAR SEASON

YEAR, TEAM	GP	MINS	FGM	FGA	PCT.	FTM	FTA	PCT.	REBOUNDS			AST	PF	DD	STL	BLK	PTS	AVG
									OFF	DEF	TOT							
13-14, ATL	20	215	31	73	.425	14	14	1.000	17	35	52	7	15	0	3	10	76	3.8

CAREER THREE-POINT FIELD GOALS: 0-3 (.000)

NBA PLAYOFFS

YEAR, TEAM	GP	MINS	FGM	FGA	PCT.	FTM	FTA	PCT.	REBOUNDS			AST	PF	DD	STL	BLK	PTS	AVG
									OFF	DEF	TOT							
13-14, ATL	2	5	0	2	.000	0	0	---	0	0	0	0	0	0	0	0	0	0.0

2014-15 ATLANTA HAWKS MEDIA GUIDE



ADREIAN PAYNE

HEIGHT: 6-10 NBA EXPERIENCE: Rookie
 WEIGHT: 240 CURRENT NBA SEASON: 1st
 COLLEGE: Michigan State
 HIGH SCHOOL: Jefferson Township, Dayton, OH
 BIRTHPLACE: Dayton, OH
 BIRTHDATE: February 19, 1991 AGE: 23

FWD/CTR
33



HOW ADREIAN JOINED THE HAWKS: Selected by the Hawks in the first round (15th overall) of the 2014 NBA Draft.

2014 SUMMER LEAGUE: Started all six games for the Hawks' Las Vegas Summer League entry, and averaged 12.5 points, 7.0 rebounds, 1.2 assists and 1.0 steals in 29.0 minutes.

COLLEGIATE CAREER: A four-year letterman at Michigan State, Payne finished his career as the Spartans' all-time leader in blocked shots (141) while becoming one-of-nine players in school history with 1,200 career points (1,232) and 700 career rebounds (735) • In 138 career games, averaged 8.9 points, 5.3 rebounds and 1.0 blocks in 20.0 minutes (.526 FG%, .409 3FG%, .755 FT%) • Was a two-time Second Team All-Big Ten honoree, as a junior and senior, while garnering Associated Press Honorable Mention All-America honors, as well as Second Team NABC and USBWA All-District accolades last season • As a senior in 2013-14, averaged 16.4 points, 7.3 rebounds, 1.3 assists and 0.9 blocks in 28.1 minutes in 31 games (.503 FG%, .423 3FG%, .790 FT%) • In 2012-13, put up 10.5 points, 7.6 rebounds and 1.3 blocks in 25.6 minutes (36 games), hitting .546 FGs, .381 3FGs and .848 FTs • Compiled 7.0 points, 4.2 rebounds and 1.1 blocks in 17.9 minutes (.566 FG%, .697 FT%), appearing in 37 games in 2011-12 • In his freshman campaign (2010-11), averaged 2.5 points and 2.4 rebounds in 9.0 minutes (.472 FG%).

PERSONAL INFO: Born in Dayton, OH • Was an interdisciplinary studies major at MSU • Attended Jefferson Township High School in Dayton where he was 2010 Ohio Division IV Player of the Year • Son of Thomas Payne and Gloria Lewis, and was raised by his grandmother Mary Lewis • College teammate Gary Harris is a rookie with the Denver Nuggets • Also former college teammates with Draymond Green (Golden State) • Played for USA Basketball in the summer of 2013 at the World University Games in Kazan, Russia • As a result of his efforts in the community while at Michigan State, was honored at the Wooden Award Gala following his senior season with the Los Angeles Athletic Club's first-ever Outreach Award • On twitter @Adreian_Payne.



PLAYERS

PLAYERS



DENNIS SCHRÖDER

HEIGHT: 6-1
 WEIGHT: 172
 HOME COUNTRY: Germany
 BIRTHPLACE: Braunschweig, Germany
 BIRTHDATE: September 15, 1993

NBA EXPERIENCE: 1 year
 CURRENT NBA SEASON: 2nd
 AGE: 21

GUARD
 17



HOW DENNIS JOINED THE HAWKS: Selected by the Hawks in the first round (17th overall) of the 2013 NBA Draft • Signed to a contract on July 11, 2013.

LAST SEASON (2013-14): Averaged 3.7 points, 1.9 assists and 1.2 rebounds in 13.1 minutes (.383 FG%, .674 FT%), appearing in 49 games • Ranked tied for 10th among NBA rookies in apg • Scored in double-figures two times • Led the team in assists on three occasions • Made his NBA debut @Dal (10/30), finishing with five points, five assists and four rebounds in 18 minutes (2-5 FGs, 1-2 3FGs) • Assigned to Bakersfield of the NBA Development League on 12/4 and recalled on 12/16 • Averaged 17.0 points, 6.7 assists and 4.2 rebounds in 34.0 minutes (.479 FG%, .711 FT%) in six games (all starts) with the Jam • **SEASON HIGHS:** 10 pts (2x), 6 rebs @TOR (2/12), 7 assts @SAC (11/5), 2 stls (3x), 4 FGM (4x), 2 3FGM @OKC (1/27), 3 FTM (2x), 27 mins @HOU (11/27).

PLAYOFF HISTORY: Appeared in two contests in Atlanta's first round playoff series against the Pacers in 2014, and averaged 2.5 points and 1.0 rebounds in 3.5 minutes (2-2 FGs, 1-1 3FGs) • **PLAYOFF CAREER HIGHS:** 5 pts @IND (4/22/14), 2 rebs @IND (4/22/14), 3 FGM @IND (4/22/14), 1 3FGM @IND (4/22/14), 7 mins @IND (4/22/14).

INTERNATIONAL CAREER: Playing for the New York Phantoms Braunschweig in Germany's top league (Beko League/Bundesliga) in 2012-13, averaged 11.9 points and 3.3 assists in 24.7 minutes (.424 FG%, .402 3FG%, .838 FT%) in 31 games • Selected to the All-Star game • Also saw action in Germany's third division, Pro B, with Spot Up Medien Baskets Braunschweig, averaging 23.5 points (second in the league), 5.1 assists (eighth), 4.3 rebounds and 2.3 steals (eighth) in eight games (.399 FG%, .878 FT%) • Played in 30 games in 2011-12 with NY Phantoms Braunschweig, and put up 2.3 points in 8.0 minutes (.375 FG%, .645 FT%) • Also spent time with Spot Up Medien Baskets Braunschweig (23 games), averaging 19.0 points, 6.5 assists, 3.0 rebounds and 2.3 steals in 31.9 minutes (.450 FG%, .757 FT%) • In 2010-11, split time between Spot Up Medien Baskets Braunschweig (averaged 7.8 points and 2.1 assists in 18.3 minutes over 22 games, shooting .504 FGs and .778 FTs) and SG Braunschweig (averaged 20.6 points, 5.7 assists, 4.0 rebounds and 3.5 steals in 35.8 minutes over 11 games, hitting .389 FGs and .776 FTs) • Posted 7.1 points and 2.7 assists in 21.8 minutes (.402 FG%, .786 FT%) in 14 games (21.8 minutes) with SG Braunschweig in 2009-10 • Has represented Germany in junior national play: 2012 U-20 Euros (6.1 points, 2.0 assists) and 2011 U-18 Euros (13.5 points, 4.9 assists).

PERSONAL INFO: Born in Braunschweig, Germany • Last name is pronounced SHRO-derr • Has two brothers and two sisters • Mother is Gambian, while his late father was German • Played soccer and skateboarded until learning basketball at age 11 • Was the only active NBA player to participate in the NBA's annual ping-pong tournament during NBA Summer League in Las Vegas this past year, which benefited the St. Jude Children's Hospital • Favorite food is chicken Alfredo, and likes eating at Cheesecake Factory • Favorite movie is "I Am Legend" and top TV show "Two and a Half Men" • Listens to R&B and Hip-Hop • Top vacation destinations are Gambia and South Africa • Can be found on twitter @DennisMike1993.



PLAYERS

PLAYERS

CAREER HIGHS

Points	FGM	FGA	3FGM	3FGA	FTM	FTA	Rebounds	Assists	Steals	Blocks	Minutes
10	4	11	2	3	3	6	6	7	2	--	27
Two Times	Four Times	11/3/13 @LAL	1/27/14 @OKC	Three Times	Two Times	3/29/14 @WAS	2/12/14 @TOR	11/5/13 @SAC	Three Times		11/27/13 @HOU

CAREER STATS

NBA REGULAR SEASON

YEAR, TEAM	GP	MINS	FGM	FGA	PCT.	FTM	FTA	PCT.	REBOUNDS			AST	PF	DD	STL	BLK	PTS	AVG
									OFF	DEF	TOT							
13-14, ATL	49	641	72	188	.383	29	43	.674	5	55	60	93	54	0	17	0	183	3.7

CAREER THREE-POINT FIELD GOALS: 10-42 (.238)

NBA PLAYOFFS

YEAR, TEAM	GP	MINS	FGM	FGA	PCT.	FTM	FTA	PCT.	REBOUNDS			AST	PF	DD	STL	BLK	PTS	AVG
									OFF	DEF	TOT							
13-14, ATL	2	7	2	2	1.000	0	0	---	0	2	2	0	1	0	0	0	5	2.5

PLAYOFF THREE-POINT FIELD GOALS: 1-1 (1.000)



MIKE SCOTT

HEIGHT: 6-8 NBA EXPERIENCE: 2 years
 WEIGHT: 237 CURRENT NBA SEASON: 3rd
 COLLEGE: Virginia
 HIGH SCHOOL: Deep Creek, Chesapeake, VA
 BIRTHPLACE: Chesapeake, VA
 BIRTHDATE: July 16, 1988 AGE: 26

FORWARD
 32



HOW MIKE JOINED THE HAWKS: Re-signed with the Hawks on August 26, 2014 • Selected by the Hawks in the second round (43rd overall) of the 2012 NBA Draft • Signed to a contract on September 6, 2012.

LAST SEASON (2013-14): Compiled averages of 9.6 points and 3.6 rebounds in 18.5 minutes (.479 FG%, .780 FT%), and played in a team-high 80 games (six starts) • Scored in double-figures 40 times (five 20-point games, including one 30-point night) and had one double-double • Averaged 14.0 points, 5.3 rebounds and 1.5 assists in 32.5 minutes (.434 FG%, .280 3FG%, .556 FT%) in six starting assignments • Led the team in scoring nine times, rebounding twice and assists once • Also ranked fourth on the team in FGM and sixth in points per game • Scored in double-figures in 13 consecutive games (1/8-2/5), the longest streak of his career • **SEASON HIGHS:** 30 pts v/NYK (2/22), 10 rebs @MIA (11/19), 4 assts (3x), 3 stls @PHO (3/2), 1 blk (7x), 12 FGM v/CLE (4/4), 6 3FGM v/NYK (12/22), 6 FTM v/SAS (1/24), 40 mins @PHO (3/2).

PROFESSIONAL CAREER: Has played in 120 games over two seasons (seven starts), averaging 7.9 points and 3.3 rebounds in 15.5 minutes (.479 FG%, .777 FT%) • As a rookie in 2012-13, averaged 4.6 points and 2.8 rebounds in 9.4 minutes (.476 FG%, .768 FT%) in 40 games (one start) • Scored in double-figures seven times, including two 20-point efforts • Assigned to Bakersfield of the NBA Development League on 12/1, and recalled to the Hawks on 12/11 • Assigned to Bakersfield again on 3/1 and was recalled on 3/6 • Averaged 18.1 points, 8.3 rebounds and 1.4 assists in 32.6 minutes (.505 FG%, .805 FT%) in seven total games for Bakersfield.

PLAYOFF HISTORY: Has appeared in 11 playoff games for the Hawks, averaging 7.2 points and 2.3 rebounds in 15.1 minutes • In Atlanta's 2014 first round matchup with Indiana, played in all seven contests and averaged 9.4 points and 2.6 rebounds in 20.9 minutes • In the Game 5 win at Indiana (4/28/14), exploded for all 17 of his points in the second quarter (6-6 FGs, 5-5 3FGs – the second-most three's in a quarter in NBA playoff history) • In the Hawks' 2013 first-round loss to the Pacers played in four contests, and averaged 3.3 points and 1.8 rebounds in 5.0 minutes (.500 FG%, .750 FT%) • **PLAYOFF CAREER HIGHS:** 17 pts @IND (4/28/14), 3 rebs (6x), 1 asst (4x), 5 FGM @IND (4/28/14), 3 FTM (2x), 28 mins @IND (5/3/14).

COLLEGIATE CAREER: A five-year player at Virginia, he earned First Team All-ACC honors as a senior (2011-12), when he averaged 18.0 points, 8.3 rebounds and 1.2 assists (.563 FG%, .808 FT%) in 31.2 minutes • Hit double-figures in 29-of-32 games • Led the team in scoring and rebounding • Finished third in school history in rebounds (944) and double-doubles (34), while ranking 16th in points (1,538) • Also led the Cavs in scoring (15.9) and rebounding (10.2) as a junior in 2010-11, but played in just 10 games due to injury, and received a medical redshirt for the season • In his true junior campaign (2009-10), put in 12.0 points and 7.2 rebounds • Led the team in rebounding as a sophomore (7.4) in 2008-09, also scoring 10.3 points • As a freshman in 2007-08, tallied 5.7 points and 5.3 rebounds in 18.1 minutes (.441 FG%, .703 FT%).

PERSONAL INFO: Born in Chesapeake, VA • Graduated from University of Virginia with a degree in Anthropology • Has two brothers – Antonn Scott and Derrick Mackall • Attended Deep Creek HS, then prepped at Hargrave Military Academy in Chatham, VA, where he was a teammate of former Hawk Jordan Crawford • Enjoys playing ping pong and video games (Xbox) • Greatest personal achievement was earning first team All-ACC honors • Most embarrassing moment was in eighth grade when he scored in the wrong basket • Would like to meet President Obama, and if he could be anyone for a day, would be Mike Tyson • Favorite TV shows are "Martin" and "The Fresh Prince of Bel-Air" • Top actors/actresses are Will Smith, Denzel Washington, Halle Berry and Rosario Dawson • Enjoys listening to Jay-Z, Drake and Kanye West • If he wasn't playing in the NBA, he'd own a barbershop • Favorite teams outside the NBA are Manchester United and the Washington Redskins • Favorite vacation spot is his hometown of Chesapeake • Can be found on twitter @mikescott.

CAREER HIGHS

Points	FGM	FGA	3FGM	3FGA	FTM	FTA	Rebounds	Assists	Steals	Blocks	Minutes
30	12	23	6	9	7	9	14	4	3	1	40
2/22/14	4/4/14	4/14/14	2/22/14	3/2/14	Two	1/24/14	4/17/13	Three	3/2/14	Nine	3/2/14
v/NYK	v/CLE	v/CHA	v/NYK	@PHO	Times	v/SAS	@NYK	Times	@PHO	Times	@PHO



PLAYERS

CAREER STATS

NBA REGULAR SEASON

YEAR, TEAM	GP	MINS	FGM	FGA	PCT.	FTM	FTA	PCT.	REBOUNDS			AST	PF	DD	STL	BLK	PTS	AVG					
									OFF	DEF	TOT												
12-13, ATL	40	376	70	147	.476	43	56	.768	39	71	110	12	32	0	4	2	183	4.6					
13-14, ATL	80	1482	301	628	.479	103	132	.780	62	222	284	75	121	0	30	7	767	9.6					
2 YR. TOT	120	1858	371	775	.479	146	188	.777	101	293	394	87	153	0	34	9	950	7.9					
THREE-POINT FIELD GOALS IN 12-13:									0-1			(,000)			THREE-POINT FIELD GOALS IN 13-14:			62-200			(,310)		
CAREER THREE-POINT FIELD GOALS: 62-201 (.308)																							

NBA PLAYOFFS

YEAR, TEAM	GP	MINS	FGM	FGA	PCT.	FTM	FTA	PCT.	REBOUNDS			AST	PF	DD	STL	BLK	PTS	AVG					
									OFF	DEF	TOT												
12-13, ATL	4	20	5	10	.500	3	4	.750	1	6	7	1	2	0	0	0	13	3.3					
13-14, ATL	7	146	23	63	.365	10	14	.714	3	15	18	3	11	0	1	0	66	9.4					
2 YR. TOT	11	166	28	73	.384	13	18	.722	4	21	25	4	13	0	1	0	79	7.2					
THREE-POINT FIELD GOALS IN 12-13:									0-1			(,000)			THREE-POINT FIELD GOALS IN 13-14:			10-31			(,323)		
PLAYOFF THREE-POINT FIELD GOALS: 10-32 (.313)																							

PLAYERS



THABO SEFOLOSHA

HEIGHT: 6-7
 WEIGHT: 220
 HOME COUNTRY: Switzerland
 BIRTHPLACE: Vevey, Switzerland
 BIRTHDATE: May 2, 1984

NBA EXPERIENCE: 8 years
 CURRENT NBA SEASON: 9th
 AGE: 30

GRD/FWD
 25



HOW THABO JOINED THE HAWKS: Acquired by the Hawks in a sign-and-trade transaction from Oklahoma City, along with the draft rights to Giorgos Printezis, in exchange for the draft rights to Sofoklis Schortsanitis on July 15, 2014 • Originally selected by the Philadelphia 76ers in the first round (13th overall) of the 2006 NBA Draft, and his draft rights were sent to Chicago in exchange for the draft rights to Rodney Carney (14th overall pick) and cash considerations • Acquired by the Thunder from Chicago on February 19, 2009, along with cash considerations in exchange for a 2009 first-round pick.

LAST SEASON (2013-14): With Oklahoma City, started and played in 61 games, averaging 6.3 points, 3.6 rebounds and 1.3 steals in 26.0 minutes (.415 FG%, .768 FT%) • Scored in double-figures 10 times (Oklahoma City went 9-1 in those games) • Recorded six steals (one shy of career-high) @LAC (11/13) and matched it on 1/29 @MIA • Missed one game due to flu-like symptoms, three due to a sprained right knee and 17 due to a left calf strain • **SEASON HIGHS:** 14 pts (3x), 9 rebs @GSW (11/14), 4 assts (6x), 6 stls (2x), 2 blks v/MIL (1/11), 6 FGM (3x), 3 3FGM @CHA (12/27), 5 FTM v/MIN (2/5), 39 mins v/MIL (1/11).

PROFESSIONAL CAREER: In eight seasons with Chicago and Oklahoma City, has appeared in 551 regular season games (407 starts) and averaged 5.8 points, 3.7 rebounds, 1.5 assists and 1.1 steals in 23.4 minutes (.442 FG%, .348 3FG%, .746 FT%) • Named to the NBA's All-Defensive Second Team in 2009-10 • Has missed 56 games due to injury • In 2012-13, averaged a career-best 7.6 points on a career-high .481 FG% in 81 games, all starts • Added 3.9 rebounds, 1.5 assists and 1.3 steals in 27.5 minutes (.419 3FG%) • Scored in double-figures 21 times • Recorded a steal in a career-best 14 consecutive games • Put in 4.8 points, 3.0 rebounds and 1.1 assists (.432 FG%, .437 3FG%, .884 FT%) in 42 starts in 2011-12 • OKC went 31-11 when he started • Led the team in three-point accuracy • In 2010-11, posted averages of 5.1 points, 4.4 rebounds, 1.4 assists and 1.2 steals in 25.9 minutes (.471 FG%) • Scored 10-or-more points 11 times (Thunder were 9-2) • Played career-high 55 minutes in triple OT contest at New Jersey (12/1/10) • Started all 82 games in 2009-10, averaging 6.0 points, 4.7 rebounds, 1.8 assists and 1.2 steals in 28.6 minutes (.440 FG%, .674 FT%) • Earned NBA All-Defensive Second Team honors • Split time in 2008-09 between Chicago (43 games) and Oklahoma City (23 games), and averaged 5.9 points, 3.7 rebounds, 1.7 assists and 1.1 steals in 22.0 minutes (.426 FG%, .836 FT%) • Played in 69 games, starting 22, with the Bulls in 2007-08, averaging 6.7 points, 3.7 rebounds and 1.9 assists in 20.8 minutes (.428 FG%, .721 FT%) • Scored 20-or-more points four times, and had three games with double-figure rebounds • Led the Bulls in scoring four times, in rebounds eight times and in assists twice • As a rookie in 2006-07, appeared in 71 games and put in 3.6 points and 2.2 rebounds in 12.2 minutes (.426 FG%) • Recorded one double-double.

PLAYOFF HISTORY: Has seen action in 78 career postseason games (67 starts), averaging 4.6 points, 2.8 rebounds, 1.1 assists and 1.0 steals in 19.9 minutes • In the 2014 playoffs against Memphis, the LA Clippers and San Antonio, played in 15 games (13 starts) and averaged 3.7 points and 2.1 rebounds in 15.7 minutes (.418 FG%, .800 FT%) • Started and played in 11 postseason games in 2013, and posted 5.7 points, 4.5 rebounds, 2.1 assists and 1.1 steals in 27.3 minutes, scoring in double figures once • Started all 20 games during the 2012 playoffs, averaging 5.3 points, 2.7 rebounds, 1.5 steals and 1.3 assists in 22.3 minutes • Scored playoff career-high 19 points, adding playoff career-best six steals during Game 3 of the Western Conference Finals v/SAS (5/31/12) • Appeared and started in 17 games in 2011, posting 4.6 points and 3.1 rebounds in 20.2 minutes (.463 FG%, 13-13 FTs) • Started six contests in 2010 postseason, averaging 4.5 points, 3.0 rebounds and 1.2 assists in 21.2 minutes • In 2007, appeared in nine of Chicago's 10 playoff games and averaged 3.3 points and 1.9 rebounds in 11.0 minutes • **PLAYOFF CAREER HIGHS:** 19 pts v/SAS (5/31/12), 9 rebs @HOU (4/27/13), 6 assts v/HOU (5/1/13), 6 stls v/SAS (5/31/12), 2 blks (3x), 7 FGM v/SAS (5/31/12), 4 3FGM v/SAS (5/31/12), 5 FTM (2x), 42 mins @HOU (4/27/13).

INTERNATIONAL CAREER: Played in seven games with Fenerbahce Ulker in Istanbul in 2011-12 and averaged 11.4 points, 6.0 rebounds and 2.1 steals in 26.9 minutes (.529 FG%, .353 3FG%, .633 FT%) • Played for the Swiss team in the 2009 Eurobasket Championships, compiling 15.8 points, 6.5 rebounds and 3.3 assists in 37.3 minutes (four games) • Played in

CAREER HIGHS

Points	FGM	FGA	3FGM	3FGA	FTM	FTA	Rebounds	Assists	Steals	Blocks	Minutes
28	11	21	6	10	8	8	13	7	7	4	55
20/13	2/20/13	2/9/08	2/20/13	2/20/13	3/11/09	7	Three Times	4/14/08	4/9/12	Six Times	12/1/10
@HOU	@HOU	@UTA	@HOU	@HOU	@DEN	Times	@MIL	@MIL	@MIL	@NJN	

Italy with Angelico Biella in 2005-06, averaging 12.0 points, 6.4 rebounds, 2.3 assists and 2.0 steals in 29.4 minutes • From 2002-05 spent time with Chalons-Sur-Saone in France • Began pro career at age 17 with Tege Riviera Basket in Switzerland.

PERSONAL INFO: Full name is Thabo Patrick Sefolosha • Born and raised in Switzerland, and is the first Swiss NBA player • He and his wife Bertille have two daughters, Lesedi and Naledi • Fluent in Italian, French and English • Father is a musician and his mother is a painter • On twitter @ThaboSefolosha.



CAREER STATS

NBA REGULAR SEASON

YEAR, TEAM	GP	MINS	FGM	FGA	PCT.	FTM	FTA	PCT.	REBOUNDS			AST	PF	DO	STL	BLK	PTS	AVG
									OFF	DEF	TOT							
06-07, CHI	71	868	109	256	.426	23	45	.511	35	118	153	60	100	0	33	11	256	3.6
07-08, CHI	69	1436	180	421	.428	75	104	.721	50	205	255	129	128	1	61	30	464	6.7
08-09, CHI-OKC	66	1453	152	357	.426	61	73	.836	54	188	242	111	104	0	75	45	389	5.9
09-10, OKC	82	2348	194	441	.440	60	89	.674	76	311	387	145	154	1	97	46	489	6.0
10-11, OKC	79	2049	157	333	.471	59	79	.747	65	281	346	111	171	0	97	38	401	5.1
11-12, OKC	42	914	67	155	.432	38	43	.884	21	107	128	47	78	0	37	17	203	4.8
12-13, OKC	81	2229	224	466	.481	57	69	.826	58	259	317	125	177	1	103	44	613	7.6
13-14, OKC	61	1584	141	340	.415	53	69	.768	50	170	220	94	90	0	79	17	383	6.3
8 YR, TOT	551	12881	1224	2769	.442	426	571	.746	409	1639	2048	822	1002	2	582	248	3198	5.8
THREE-POINT FIELD GOALS IN 06-07:					15-42	(.357)											28-102	(.275)
THREE-POINT FIELD GOALS IN 07-08:					29-88	(.330)											31-71	(.437)
THREE-POINT FIELD GOALS IN 08-09:					24-87	(.276)											108-258	(.419)
THREE-POINT FIELD GOALS IN 09-10:					41-131	(.313)											48-152	(.316)
CAREER THREE-POINT FIELD GOALS: 324-931 (.348)																		

NBA PLAYOFFS

YEAR, TEAM	GP	MINS	FGM	FGA	PCT.	FTM	FTA	PCT.	REBOUNDS			AST	PF	DO	STL	BLK	PTS	AVG
									OFF	DEF	TOT							
06-07, CHI	9	99	10	26	.385	7	12	.583	4	13	17	7	11	0	2	0	30	3.3
09-10, OKC	6	127	8	27	.296	8	9	.889	3	15	18	7	15	0	5	6	27	4.5
10-11, OKC	17	344	31	67	.463	13	13	1.000	12	41	53	12	24	0	16	5	79	4.6
11-12, OKC	20	446	41	102	.402	8	9	.889	11	42	53	26	44	0	30	9	106	5.3
12-13, OKC	11	300	21	61	.344	9	11	.818	13	36	49	23	26	0	12	5	63	5.7
13-14, OKC	15	236	23	55	.418	4	5	.800	7	24	31	10	10	0	10	0	56	3.7
6 YR, TOT	78	1552	134	338	.396	49	59	.831	50	171	221	85	130	0	75	25	361	4.6
THREE-POINT FIELD GOALS IN 06-07:					3-8	(.375)											16-49	(.327)
THREE-POINT FIELD GOALS IN 09-10:					3-13	(.231)											12-38	(.316)
THREE-POINT FIELD GOALS IN 10-11:					4-26	(.154)											6-23	(.261)
PLAYOFF THREE-POINT FIELD GOALS: 44-157 (.280)																		



JEFF TEAGUE

HEIGHT: 6-2
WEIGHT: 186
COLLEGE:
HIGH SCHOOL:
BIRTHPLACE:
BIRTHDATE:

NBA EXPERIENCE: 5 years
CURRENT NBA SEASON: 6th
Wake Forest
Pike, Indianapolis, IN
Indianapolis, IN
June 10, 1988

GUARD

0



HOW JEFF JOINED THE HAWKS: As a restricted free agent, signed to an offer sheet by the Milwaukee Bucks on July 11, 2013
 • Re-signed with the Hawks on July 13, 2013 as Atlanta matched the offer sheet • Selected in the first round (19th overall) of the 2009 NBA Draft, Teague was an early-entry candidate.

LAST SEASON (2013-14): Recorded averages of 16.5 points, 6.7 assists, 2.6 rebounds and 1.1 steals in 32.2 minutes, playing in 79 games, all starts (.438 FG%, .846 FT%) • Ranked ninth in the NBA in apg, 118th in FTM (318) and 25th in FT% • Had 13 double-doubles on the season • Scored in double-figures 65 times (23 20-point outings, including three 30-point nights) • Increased his scoring average for the fourth straight year, also averaging career-highs in rebounds per game and reaching a career-best in FTM • Led the team in assists 55 times, scoring on 23 occasions and rebounding once • Team leader in assists per game and FTM, while ranking second in points and third in steals per game, and second in FGM • Recorded four consecutive double-doubles (11/5-11/11) for the first time in his career • Scored in double-figures in 12 straight games (3/27-4/16), the longest streak of his career • Missed three games due to a sprained left ankle (1/25-1/27, 2/21) • **SEASON HIGHS:** 34 pts (2x), 8 rebs v/SAC (12/18), 15 assts v/SAC (12/18), 4 stls (3x), 2 blks v/MIL (3/13), 14 FGM (2x), 4 3FGM v/CHA (12/28), 13 FTM v/NYK (2/22), 49 mins @CLE (12/26).

PROFESSIONAL CAREER: Through five seasons, averaging 10.6 points, 4.6 assists, 2.0 rebounds and 1.1 steals in 24.7 minutes (.447 FG%, .340 3FG%, .831 FT%), appearing in 366 games (233 starts) • Has missed four games due to injury • Recorded 14.6 points and career-high 7.2 assists in 2012-13, along with 2.3 rebounds and 1.5 steals in 32.9 minutes (.451 FG%, .359 3FG%, .881 FT%), appearing in a team-high 80 games (78 starts) • Ranked eighth in the NBA in FT%, 12th in apg and 24th in spg • His .881 FT% was the fourth-highest in franchise history, while his 579 assists was the eighth-best single season effort • Participated in the Taco Bell Skills Challenge during NBA All-Star Weekend in Houston • Was one of the league's most improved players in 2011-12, starting all 66 games, averaging 12.6 points, 4.9 assists, 2.4 rebounds and 1.6 steals in 33.1 minutes (.476 FG%, .342 3FG%, .757 FT%) • Ranked eighth in the NBA in steals (106), 10th in steals per game, 20th in STL/TO ratio (0.79), 22nd in assists (321), 23rd in assists per game and 40th in FG% • Had 10 20-point efforts and three double-doubles • In 2010-11, the crafty second-year guard averaged 5.2 points, 2.0 assists and 1.5 rebounds in 13.8 minutes (.438 FG%, .375 3FG%, .794 FT%) • Scored in double-figures 12 times, including three 20-point efforts • Averaged 8.4 points, 3.3 assists, 2.7 rebounds and 1.7 steals (.362 FG%, .400 3FG%, .765 FT%) in seven starting assignments • Picked up his play over the last two months of the year, averaging 7.0 points and 2.3 assists (.474 FG%, .500 3FG%) in March, and following that up with 9.4 points and 2.3 assists (.462 FG%) in April • Led the team in assists four times and scoring on three occasions • Scored 17 of his 21 points in the fourth quarter, hitting 7-10 FGs and season-high 7-9 FTs @IND (4/8) • In his rookie campaign (2009-10), finished the year averaging 3.2 points, 1.7 assists and 0.9 rebounds in 10.1 minutes (.396 FG%, .837 FT%), playing in 71 games (three starts) • Ranked 10th among rookies in assists • Led the team in scoring (one time) and assists (six times) • Averaged 12.7 points, 7.3 assists and 3.3 rebounds in his three starting assignments • Finished off the season in style, setting then career-highs in several categories with a 24-point, 15-assist, five-rebound effort v/CLE (4/14), hitting 11-19 FGs (1-4 3FGs) and 1-2 FTs, playing all 48 minutes.

PLAYOFF HISTORY: In 36 career postseason games (25 starts), has put in 11.4 points, 3.4 assists and 2.3 rebounds in 27.1 minutes (.404 FG%, .333 3FG%, .882 FT%) • Started all seven games in the first round series versus the Pacers in 2014, putting in 19.3 points, 5.0 assists, 3.7 rebounds and 1.0 steals in 34.6 minutes (.393 FG%, .950 FT%) • In six starts against Indiana in 2013 (35.5 minutes), averaged 13.3 points, 5.0 assists, 2.8 rebounds and 1.5 steals (.333 FG%, .300 3FG%, .821 FT%) • Started all six games vs. Boston in 2012, and put in 14.0 points, 4.2 assists and 3.7 rebounds in 37.5 minutes (.411 FG%, .412 3FG%, .895 FT%) • Scored playoff career-best 23 points in Game 3 • In the 2011 postseason, appeared in eight games (six starts) vs. Orlando and Chicago, and compiled 11.8 points, 3.5 assists and 2.1 rebounds in 29.8 minutes (.514 FG%, .826 FT%) • Had a breakout second round vs. Chicago (in place of the injured Kirk Hinrich), and tallied 14.8 points, 4.2 assists, 2.8 rebounds and 1.0 steals in 38.2 minutes (.537 FG%, .842 FT%), while squaring off head-to-head against NBA MVP Derrick Rose • Averaged 1.8 points and 6.6 minutes (.333 FG%, .400 3FG%) in nine playoff contests against


CAREER HIGHS

Points	FGM	FGA	3FGM	3FGA	FTM	FTA	Rebounds	Assists	Steals	Blocks	Minutes
34	14	24	4	7	13	15	8	15	6	3	53
Two Times	Two Times	12/26/13 @CLE	Six Times	Three Times	2/22/14 v/NYK	2/22/14 v/NYK	Two Times	Three Times	11/30/12 v/CLE	Three Times	3/25/12 v/UTA

Milwaukee and Orlando in the 2010 postseason • **PLAYOFF CAREER HIGHS:** 29 pts v/IND (5/1/14), 6 rebs (3x), 10 assts v/IND (4/24/14), 3 stls @CHI (5/4/11), 2 blks (3x), 9 FGM (3x), 2 3FGM (8x), 9 FTM (2x), 47 mins @BOS (5/4/12).

COLLEGIATE CAREER: Teague was named Honorable Mention All-America by Associated Press after his breakout sophomore season (2008-09), when he averaged team-highs of 18.8 points, 3.5 assists and 1.9 steals, hitting team-best .441 3FGs and .817 FTs (made .485 FGs) • Named All-ACC Second Team • Helped Wake achieve a No. 1 national ranking • Scored in double-digits in last 35 games of his career • Finished with 12 games of 20-points-or-more • Led team in scoring 17 times and in assists on 15 occasions • Just missed a triple-double with 14 points, eight rebounds and eight assists against Baylor • As a freshman in 2007-08, averaged 13.9 points and was named to the ACC All-Freshman Team • Named ACC Rookie of the Week on four occasions • Led team with 55 steals for an average of 1.8 per game • Ranked second on the team with 74 total assists • Scored 20-points-or-more in six games, and led the team in scoring 10 games.

PERSONAL INFO: Born in Indianapolis, IN • Son of Shawn and Carol Teague • Has two brothers and two sisters • Brother Marquis plays for the Brooklyn Nets • Father played at Missouri and Boston University, where he was coached by Rick Pitino • Majored in religion at Wake • Favorite movie is "Boys in the Hood," and top TV shows are "Breaking Bad" and "Martin" • Enjoys listening to R&B and Hip-Hop, especially Jay-Z • A huge fan of professional wrestling • Roots for his hometown Indianapolis Colts • Would like to meet Muhammad Ali • Enjoys vacationing in Miami • Says he is afraid of haunted houses • Is on twitter @Teague0.



CAREER STATS

NBA REGULAR SEASON

YEAR, TEAM	GP	MINS	FGM	FGA	PCT.	FTM	FTA	PCT.	REBOUNDS			AST	PF	DO	STL	BLK	PTS	AVG
									OFF	DEF	TOT							
09-10, ATL	71	719	90	227	.396	41	49	.837	5	62	67	122	82	0	34	11	228	3.2
10-11, ATL	70	963	133	304	.438	77	97	.794	11	91	102	136	82	0	45	25	351	5.2
11-12, ATL	66	2183	320	672	.476	140	185	.757	21	138	159	321	145	0	106	37	831	12.6
12-13, ATL	80	2628	439	974	.451	199	226	.881	25	155	180	579	181	1	117	28	1166	14.6
13-14, ATL	79	2542	456	1040	.438	318	376	.846	34	174	208	158	0	89	17	1304	16.5	
5 YR. TOT	366	9035	1438	3217	.447	775	933	.831	96	620	716	1688	648	1	391	118	3890	10.6

THREE-POINT FIELD GOALS

THREE-POINT FIELD GOALS IN 09-10:	7-32	(.219)	THREE-POINT FIELD GOALS IN 12-13:	89-248	(.359)
THREE-POINT FIELD GOALS IN 10-11:	18-48	(.375)	THREE-POINT FIELD GOALS IN 13-14:	74-225	(.329)
THREE-POINT FIELD GOALS IN 11-12:	51-148	(.342)	THREE-POINT FIELD GOALS:	239-702	(.340)

NBA PLAYOFFS

YEAR, TEAM	GP	MINS	FGM	FGA	PCT.	FTM	FTA	PCT.	REBOUNDS			AST	PF	DO	STL	BLK	PTS	AVG
									OFF	DEF	TOT							
09-10, ATL	9	59	7	21	.333	0	0	---	0	2	2	4	3	0	3	1	16	1.8
10-11, ATL	8	238	37	72	.514	19	23	.826	0	17	17	28	10	0	6	3	84	11.8
11-12, ATL	6	225	30	73	.411	17	19	.895	4	18	22	25	18	0	5	5	84	14.0
12-13, ATL	6	213	27	81	.333	23	28	.821	3	14	17	30	17	0	9	2	80	13.3
13-14, ATL	7	242	44	112	.393	38	40	.950	5	21	26	35	15	0	7	4	135	19.3
5 YR. TOT	36	977	145	359	.404	97	110	.882	12	72	84	122	63	0	30	15	408	11.4

THREE-POINT FIELD GOALS

THREE-POINT FIELD GOALS IN 09-10:	2-5	(.400)	THREE-POINT FIELD GOALS IN 12-13:	3-10	(.300)
THREE-POINT FIELD GOALS IN 10-11:	1-7	(.143)	THREE-POINT FIELD GOALS IN 13-14:	9-27	(.333)
THREE-POINT FIELD GOALS IN 11-12:	7-17	(.412)	PLAYOFF THREE-POINT FIELD GOALS:	22-66	(.333)



2013-14 REVIEW



4 PAUL
MILLSAP





SUMMARY

Table with columns: Record, Home, Road, Overtime. Rows: OVERALL, Atlantic, Central, Southeast, Eastern, Southwest, Northwest, Pacific, Western.

STREAKS
Overall: Won one Longest: Won 5, Lost 8
Last Win: 4/16/14 at Milwaukee, 111-103
Last Loss: 4/14/14 vs. Charlotte, 95-93

HOME STREAK
Overall: Lost one Longest: Won 5, Lost 3
Last Win: 4/12/14 vs. Miami, 98-85
Last Loss: 4/14/14 vs. Charlotte, 95-93

ROAD STREAK
Overall: Won three Longest: Won 3, Lost 10
Last Win: 4/16/14 at Milwaukee, 111-103
Last Loss: 3/29/14 at Washington, 101-97

MONTH WON LOST
October 0 1
November 9 8
December 9 5
January 6 7
February 2 10
March 6 10
April 6 3

Margins 1 2 3 4 5 6 7 8 9 10 11 12 13 14 15 16 17 18 19 20 21 22 23 24+
Won By 2 4 2 0 5 0 4 4 2 4 0 0 1 2 0 0 1 0 3 1 0 0 0 3
Lost By 2 6 1 4 3 1 7 1 3 2 1 0 1 1 2 1 3 0 0 0 1 0 0 4

FINAL INJURY REPORT: Gustavo Ayon (right shoulder surgery), Al Horford (right pectoral muscle surgery) and John Jenkins (lower back surgery) are out.

FINAL ROSTER MOVES: 2/27 - Released Dexter Pittman ... Signed Mike Muscala ... 2/22 - Requested waivers on Jared Cunningham ... Signed Dexter Pittman to a 10-day contract ... 2/21 - Signed Cartier Martin for the remainder of the season ... Requested waivers on Antawn Jamison ... Recalled Jared Cunningham from Bakersfield of the NBA Development League ... 2/20 - Acquired Antawn Jamison from the Los Angeles Clippers in exchange for the draft rights to Cenik Akoy ... 2/11 - Signed Cartier Martin to a second 10-day contract ... 2/4 - Assigned Jared Cunningham to Bakersfield of the NBA Development League ... 2/1 - Signed Cartier Martin to a 10-day contract ... 1/25 - Recalled Jared Cunningham from Bakersfield of the NBA Development League ... 1/22 - Signed James Nunnally to a second 10-day contract ... 1/11 - Signed James Nunnally to a 10-day contract ... 1/7 - Waived Cartier Martin ... 1/1 - Assigned Jared Cunningham to Bakersfield of the NBA Development League ... 12/29 - Recalled Jared Cunningham from Bakersfield of the NBA Development League ... 12/16 - Recalled Dennis Schröder from Bakersfield of the NBA Development League ... Assigned Jared Cunningham to Bakersfield ... 12/13 - Recalled John Jenkins from Bakersfield of the NBA Development League ... 12/6 - Recalled Jared Cunningham from Bakersfield of the NBA Development League ... Assigned John Jenkins to Bakersfield ... 12/4 - Assigned Dennis Schröder to Bakersfield of the NBA Development League ... 11/11 - Assigned Jared Cunningham to Bakersfield of the NBA Development League ... 10/31 - Exercised the 2014-15 contract option on John Jenkins ... 10/26 - Waived Eric Dawson ... 10/25 - Waived Royal Ivey ... 10/21 - Waived James Johnson ... 10/15 - Signed free agent Cartier Martin ... 10/14 - Waived David Lighty, Adonis Thomas and Damien Wilkins ... 9/30 - Signed free agents Eric Dawson, Royal Ivey, James Johnson, David Lighty, Adonis Thomas and Damien Wilkins ... 8/3 - Signed free agent DeMarre Carroll ... 8/2 - Named Jim Thomas Assistant Coach ... 7/29 - Awarded Gustavo Ayon on a waiver claim ... 7/25 - Signed Pero Antic ... 7/15 - Signed free agent Elton Brand ... 7/13 - Matched the offer sheet extended by Milwaukee to restricted free agent Jeff Teague ... 7/12 - Re-signed Kyle Korver to a multi-year contract ... 7/11 - Signed first-round draft pick Dennis Schröder ... Named Taylor Jenkins Assistant Coach ... 7/10 - Signed free agent Paul Millsap to a multi-year contract ... 6/27 - Selected Dennis Schröder (17th overall) and Shane Larkin (18th overall) in the first round, and Raul Neto (47th overall) and James Ennis (50th overall) in the second round of the 2013 NBA Draft ... Acquired the draft rights to Lucas Nogueira (16th selection) and Mike Muscala (44th pick), as well as Jared Cunningham in exchange for Larkin's draft rights ... Traded Neto's rights to Utah in exchange for a future second round pick ... Traded Ennis' rights to Miami in exchange for a future second round pick ... 6/15 - Named Darwin Ham Assistant Coach ... 6/10 - Named Quin Snyder Assistant Coach ... 5/28 - Named Mike Budenholzer Head Coach.

STARTERS- FINAL REGULAR SEASON GAME
Pos. No. Name Height
F 5 DeMarre Carroll 6-8
F 32 Mike Scott 6-8
C 6 Pero Antic 6-11
G 26 Kyle Korver 6-7
G 0 Jeff Teague 6-2

HOME ATTENDANCE
Games: 41
Total: 587,927
Avg: 14,340 (5 sellouts)

AWAY ATTENDANCE
Games: 41
Total: 708,251
Avg: 17,274

OFFENSE
+100 28-19
-100 10-25

DEFENSE
+100 12-36
-100 26-8

vs. OPP
+500 14-24
-500 24-19

STATISTICS FINAL RECORD: 38-44 (Home Record: 24-17, Road Record: 12-27)

Main statistics table with columns: PLAYER, G, GS, MIN, FGA, 3-PT FG, FT, REBOUNDS, OFF, DEF, TOT, AST, PF, DQ, STL, TO, BLK, PTS, AVG. Rows include Horford, Millsap, Teague, Korver, Williams, Carroll, Scott, Meek, Antic, Brand, Martin (TOT), Martin (ATL), Nunnally, Ayon, Jamison (TOT), Muscala, Schröder, Jenkins, Cunningham, Pittman, HAWKS, and OPPONENTS.

Summary statistics table with columns: CAREER HIGHS (C=SET, T=TED THIS SEASON), AVERAGE PER GAME, SINGLE-GAME HIGHS. Rows include Horford, Millsap, Teague, Korver, Williams, Carroll, Scott, Meek, Brand, Martin (TOT), Martin (ATL), Nunnally, Ayon, Jamison (TOT), Muscala, Schröder, Jenkins, Cunningham, Pittman, HAWKS, and OPPONENTS.



13-14 SEASON REVIEW

HIGH GAMES

C - Career High / T - Ties Career High

PLAYER	MINUTES	FIELD GOALS	FREE THROWS	OFFENSIVE REBOUNDS	DEFENSIVE REBOUNDS	TOTAL	ASSISTS	STEALS	TURNOVERS	BLOCKED SHOTS	POINTS
Pero Antic	33C Jan. 22 at Ori.	7C (2) Apr. 6 at Ind.	5C (2) Mar. 21 vs. NOP	6C Apr. 8 vs. Det.	10C (2) Mar. 29 at Was.	12C (2) Dec. 28 at Was.	7C Apr. 16 vs. Cha.	2C (4) Mar. 23 at Mil.	4C Dec. 26 at Tor.	3C Dec. 28 vs. Cha.	18C Apr. 6 at Ind.
Gustavo Ayon	31 Feb. 12 at Tor.	9C Feb. 12 at Tor.	2 (3) Feb. 11 at Chi.	7C Dec. 31 at Bos.	7 (2) Feb. 12 at Tor.	10 (2) Feb. 12 at Tor.	4 Jan. 27 at OKC	4T Jan. 24 at Phi.	4T Jan. 31 vs. SAS	2 Jan. 24 vs. SAS	18C Feb. 12 at Tor.
Elton Brand	43 Feb. 22 vs. NYK	8 Jan. 31 at Phi.	6 Feb. 19 vs. Was.	5 (2) Feb. 21 at Det.	10 Feb. 25 vs. Chi.	13 (2) Apr. 9 vs. Bos.	5 Feb. 26 at Bos.	3 (2) Apr. 9 vs. Bos.	5 Feb. 4 at Bos.	5 (2) Feb. 26 at Bos.	20 Feb. 19 vs. Was.
DeMarre Carroll	42 (2) Mar. 15 vs. Den.	9C Feb. 5 at NOP	7C Mar. 24 vs. Pho.	5T Nov. 30 at Was.	12C Nov. 20 vs. Det.	12C Nov. 20 vs. Det.	4 (12) Apr. 16 at Mil.	5C (2) Mar. 23 at Tor.	5C (2) Apr. 12 vs. Mia.	2 (2) Mar. 13 vs. Mil.	24C (2) Feb. 26 at Bos.
Jared Cunningham (Alt)	9 Jan. 25 at Mil.	1 Jan. 25 at Mil.	0	0	1 Dec. 14 at NYK	1 Dec. 14 at NYK	1 (3) Jan. 31 at Phi.	0	1T (2) Jan. 25 at Mil.	0T	2 Jan. 25 at Mil.
Al Horford	41 Dec. 13 vs. Was.	15C Dec. 13 vs. Was.	6 Nov. 11 at Cha.	6 Dec. 13 vs. Uta.	13 (2) Nov. 3 at LAL	16 (2) Nov. 3 at LAL	7 Nov. 9 vs. Ori.	5T Oct. 30 at Dal.	7C Nov. 19 at Mia.	5 Nov. 20 vs. Det.	34T Dec. 13 vs. Was.
John Jenkins	33 Nov. 27 at Hou.	5 Nov. 27 at Hou.	2 Nov. 19 at Mia.	2T Dec. 20 vs. Uta.	5C Nov. 22 at Det.	5T Nov. 22 at Det.	3 Nov. 27 at Hou.	1 Nov. 19 at Mia.	4C Nov. 27 at Hou.	1 Nov. 16 at NYK	13 Nov. 27 at Hou.
Kyle Korver	44 Dec. 26 at Cle.	10 Dec. 18 vs. Sac.	7 Feb. 1 vs. Min.	2 (3) Feb. 8 vs. Mem.	9 Mar. 17 at Cha.	9 Mar. 17 at Cha.	7 Jan. 22 at Ori.	3 (3) Feb. 21 at Det.	5T Feb. 8 vs. Mem.	2 (2) Mar. 17 at Cha.	28 Dec. 18 vs. Sac.
Shelvin Mack	38C Feb. 21 at Det.	8C (2) Feb. 25 vs. Chi.	6 Mar. 8 at LAC	3C Mar. 29 at Was.	6C Dec. 28 vs. Cha.	7C Dec. 26 at Cle.	12C Nov. 16 at NYK	4C Nov. 30 at Was.	4 (4) Mar. 26 at Min.	1T (2) Mar. 17 at Cha.	21C Feb. 21 at Det.
Cartier Martin (Alt)	36 Apr. 14 vs. Cha.	7 Mar. 5 at Por.	6 Oct. 30 at Dal.	3T Mar. 5 at Por.	5 Apr. 16 at Mil.	6 (2) Apr. 16 at Mil.	3 (3) Nov. 19 at Mia.	3C (3) Apr. 16 at Mil.	3C (3) Dec. 31 at Bos.	2C Nov. 13 vs. NYK	17 Oct. 30 at Dal.
Paul Millsap	48 Dec. 26 at Cle.	12 (3) Mar. 17 at Cha.	12C Dec. 28 vs. Cha.	7 Dec. 6 vs. Cle.	12 (3) Apr. 9 vs. Bos.	17 Mar. 31 vs. Phi.	10C Mar. 18 vs. Tor.	6 Jan. 31 at Phi.	9C Dec. 14 at NYK	5T Jan. 22 at Ori.	34 Dec. 31 at Bos.

HIGH GAMES, CONT.

C - Career High / T - Ties Career High

PLAYER	MINUTES	FIELD GOALS	FREE THROWS	OFFENSIVE REBOUNDS	DEFENSIVE REBOUNDS	TOTAL	ASSISTS	STEALS	TURNOVERS	BLOCKED SHOTS	POINTS
Mike Muscala	29C Apr. 16 at Mil.	6C Apr. 16 at Mil.	4C Apr. 2 vs. Chi.	4C Mar. 29 at Was.	4C (5) Apr. 16 at Mil.	8C Mar. 29 at Was.	3C Apr. 26 at Mil.	1C (3) Mar. 26 at Min.	2C (2) Apr. 16 at Mil.	2C (2) Apr. 16 at Mil.	15C Apr. 16 at Mil.
James Nunnally (Alt)	22C Jan. 24 vs. SAS	2 (2) Jan. 24 vs. SAS	2C Jan. 31 at Phi.	1C Jan. 25 at Mil.	3T Jan. 31 at Phi.	3T (2) Jan. 31 at Phi.	1 (2) Jan. 24 vs. SAS	1 Jan. 25 at Mil.	4C Jan. 25 vs. SAS	1T Jan. 16 vs. Bkn.	5 (3) Jan. 31 at Phi.
Dexter Pittman	2 Feb. 25 vs. Chi.	0	0	3 Feb. 25 vs. Chi.	0	3 Feb. 25 vs. Chi.	0	0	0	0	0
Demis Schröder	27C Nov. 27 at Hou.	4C (4) Mar. 13 vs. Mil.	3C (2) Mar. 29 at Was.	2C Mar. 21 vs. NOP	6C Feb. 12 at Tor.	6C Feb. 12 at Tor.	7C Nov. 5 at Sac.	2C (3) Mar. 31 vs. Phi.	4C (2) Nov. 27 at Hou.	0C	10C (2) Jan. 27 at OKC
Mike Scott	40C Mar. 2 at Pho.	12C Jan. 4 vs. Cle.	6 Jan. 24 vs. SAS	4 Jan. 4 at Chi.	7 (3) Feb. 22 vs. NYK	10 Nov. 19 at Mia.	4C (3) Apr. 16 at Phi.	3C Mar. 2 at Pho.	4T (2) Feb. 25 vs. Chi.	1T (7) Apr. 9 vs. Bos.	30C Feb. 22 vs. NYK
Jeff Teague	49 Dec. 26 at Cle.	14C (2) Mar. 2 at Pho.	13C Feb. 22 vs. NYK	3T Dec. 10 vs. OKC	7T Dec. 18 vs. Sac.	8T Dec. 18 vs. Sac.	15T Dec. 18 vs. Sac.	4 (3) Apr. 12 vs. Mia.	7T (2) Mar. 13 vs. Mil.	2 Mar. 13 vs. Mil.	34C (2) Mar. 18 vs. Tor.
Lou Williams	37 Jan. 24 vs. SAS	9 Dec. 14 at NYK	10 Dec. 28 vs. Cha.	1 (10) Apr. 14 at Chi.	8 Feb. 22 vs. NYK	9 Feb. 22 vs. NYK	8 (4) Feb. 21 at Det.	4 Dec. 20 vs. Uta.	5T Apr. 2 vs. Chi.	1 (4) Feb. 5 at NOP	28 Dec. 28 vs. Cha.
HAWKS High Games	290 Dec. 26 at Cle.	51 Dec. 26 at Cle.	28 Dec. 28 vs. Cha.	17 (2) Apr. 8 vs. Det.	46 Dec. 8 vs. Cha.	52 (2) Dec. 28 vs. Cha.	38 Dec. 18 vs. Sac.	16 Oct. 30 at Dal.	27 Dec. 14 at NYK	9 (3) Apr. 11 at Bkn.	127 Dec. 26 at Cle.
HAWKS Low Games	240 (77) Apr. 16 at Mil.	27 Jan. 6 at Bkn.	5 (2) Feb. 11 at Chi.	2 Apr. 4 vs. Cle.	21 (2) Mar. 8 at LAC	28 (2) Feb. 11 at Chi.	17 (6) Apr. 11 at Bkn.	1 (2) Apr. 4 vs. Cle.	8 (2) Apr. 14 vs. Cha.	0 (3) Mar. 31 vs. Phi.	76 Feb. 8 vs. Mem.
OPPONENTS High Games	280 Dec. 26 at Cle.	59 Jan. 16 vs. Bkn.	35 Mar. 21 vs. NOP	20 Jan. 4 at Chi.	47 Nov. 3 at LAL	60 Dec. 13 vs. Was.	38 Jan. 16 vs. Bkn.	17 Mar. 26 at Min.	24 Dec. 26 at Cle.	12 Jan. 4 at Phi.	129 Mar. 2 at Pho.
OPPONENTS Low Games	240 (77) Apr. 16 at Mil.	29 (2) Jan. 10 vs. Hou.	1 Feb. 8 vs. Mem.	4 Dec. 29 at Ori.	17 Dec. 14 at NYK	32 Dec. 14 at NYK	14 Apr. 8 vs. Det.	2 Mar. 18 vs. Tor.	6 (2) Apr. 4 vs. Cle.	0 Nov. 11 at Cha.	79 Feb. 8 vs. Mem.

13-14 REVIEW

GAME BY GAME RESULTS

RESULTS			RECORDS			HIGH SCORERS			
Date	Opponent	W-L	Score	Home	Road	Total	Attendance	Atlanta	Opponent
10-30	* home sellouts								
11-1	@ Dallas	L	118-109		0-1	0-1	19,834	Teague/24	Ellis/32
11-3	TORONTO	W	102-95	1-0			*18,118	Horford/22	DeRozan/31
11-5	@ LA Lakers	L	105-103		0-2	1-2	18,997	Korver/22	Henry/18
11-7	@ Sacramento	W	109-100		1-2	2-3	13,506	Horford/27	Thomas/26
11-9	@ Denver	L	109-107		1-3	2-3	15,404	Millsap/29	Lawson/26
11-11	ORLANDO	W	104-94	2-0		3-3	15,189	Teague/19	Afflalo/21
11-11	@ Charlotte	W	103-94		2-3	4-3	13,996	Horford/24	McRoberts/19
11-13	NEW YORK	L	95-91	2-1		4-4	15,057	Teague/25	Anthony/25
11-15	PHILADELPHIA	W	113-103	3-1		5-4	12,070	Teague/33	Turner/27
11-16	@ New York	W	110-90		3-3	6-4	19,812	Teague/16	Anthony/23
11-19	@ Miami	L	104-88		3-4	6-5	19,600	Scott/15	Bosh/19
11-20	DETROIT	W	93-85	4-1		7-5	13,167	Millsap/19	Jennings/21
11-22	@ Detroit	W	96-89		4-4	8-5	13,167	Millsap/19	Jennings/21
11-23	BOSTON	L	94-87	4-2		8-6	15,169	Horford/18	Bass/17
11-26	ORLANDO	L	109-92	4-3		8-7	13,164	Horford/Teague/15	Afflalo/26
11-27	@ Houston	L	113-84		4-5	8-8	18,051	Millsap/16	Garcia/Brooks/21
11-29	DALLAS	W	88-87	5-3		9-8	15,463	Teague/25	Nowitzki/Calkerson/16
12-2	@ Washington	L	108-101		4-6	9-9	14,280	Millsap/23	Wall/26
12-3	@ San Antonio	L	102-100		4-7	9-10	17,318	Teague/19	Duncan/23
12-4	LA CLIPPERS	W	107-97	6-3		10-10	12,020	Millsap/25	Griffin/24
12-6	CLEVELAND	W	108-89	7-3		11-10	13,282	Horford/22	Walters/30
12-10	OKLAHOMA CITY	L	101-92	7-4		11-11	12,503	Millsap/23	Durant/30
12-13	WASHINGTON	W	101-99 (OT)	8-4		12-11	11,251	Williams/27	Booker/24
12-14	@ New York	L	111-106		4-8	12-12	19,812	Williams/27	Anthony/35
12-16	LA LAKERS	W	114-100	9-4		13-12	15,146	Horford/19	Young/23
12-18	SACRAMENTO	W	124-107	10-4		14-12	10,185	Korver/28	Cousins/28
12-20	UTAH	W	118-85	11-4		15-12	11,150	Williams/25	Kanter/Burks/13
12-23	@ Miami	L	121-119 (OT)		4-9	15-13	20,204	Teague/26	James/38
12-26	@ Cleveland	W	127-125 (2 OT)		5-9	16-13	18,682	Teague/34	Irving/40
12-28	CHARLOTTE	W	118-116 (OT)	12-4		17-13	15,180	Millsap/33	Jefferson/24
12-29	@ Orlando	L	109-102		5-10	17-14	15,415	Teague/22	Afflalo/21
12-31	@ Boston	W	92-91		6-10	18-14	18,624	Millsap/34	Olynyk/21
1-3	GOLDEN STATE	L	101-100	12-5		18-15	15,210	Anic/16	Lee/23
1-4	@ Chicago	L	91-84		6-11	18-16	21,539	Millsap/Teague/16	Dunleavy/20
1-6	@ Brooklyn	L	91-86		6-12	18-17	15,326	Millsap/Teague/16	Johnson/23
1-8	INDIANA	W	97-87	13-5		19-17	15,169	Korver/17	George/28
1-10	HOUSTON	W	83-80	14-5		20-17	13,115	Korver/Millsap/20	Harden/25
1-12	@ Memphis	L	108-101		6-13	20-18	16,841	Millsap/21	Conley/21
1-16	BROOKLYN	L	127-110	14-6		20-19	*18,689	Scott/Mack/17	Johnson/29
1-20	MIAMI	W	121-114	15-6		21-19	*19,262	Millsap/26	James/30

GAME BY GAME RESULTS

RESULTS			RECORDS			HIGH SCORERS			
Date	Opponent	W-L	Score	Home	Road	Total	Attendance	Atlanta	Opponent
1-22	@ Orlando	W	112-109		7-13	22-19	16,713	Millsap/24	Oldred/24
1-24	SAN ANTONIO	L	105-79	15-7		22-20	17,601	Millsap/15	Diaw/21
1-25	@ Milwaukee	W	112-87		8-13	23-20	15,879	Millsap/20	Knight/27
1-27	@ Oklahoma City	L	111-109		8-14	23-21	18,203	Millsap/23	Durant/41
1-31	@ Philadelphia	W	125-99		9-14	24-21	14,702	Scott/Brend/18	Young/29
2-1	MINNESOTA	L	120-113	16-7		25-21	13,018	Korver/24	Love/43
2-4	INDIANA	L	89-85	16-8		25-22	15,374	Scott/15	West/22
2-5	@ New Orleans	L	105-100		9-15	25-23	16,232	Millsap/26	Davis/27
2-8	MEMPHIS	L	79-76	16-9		25-24	15,190	Millsap/20	Randolph/20
2-11	@ Chicago	L	100-85		9-16	25-25	21,325	Millsap/15	Gibson/24
2-12	@ Toronto	L	104-83		9-17	25-26	17,121	Ayon/18	DeRozan/31
2-18	@ Indiana	L	108-98		9-18	25-27	18,165	Korver/19	George/26
2-19	WASHINGTON	L	114-97	16-10		25-28	13,529	Millsap/21	Wall/21
2-21	@ Detroit	L	115-107		9-19	25-29	18,053	Millsap/23	Monroe/22
2-22	NEW YORK	W	107-96	17-10		26-29	*19,045	Scott/30	Anthony/35
2-25	CHICAGO	L	107-103	17-11		26-30	12,418	Teague/26	Dunleavy/22
2-26	@ Boston	L	115-104		9-20	26-31	16,605	Teague/26	Bayless/29
3-2	@ Phoenix	L	129-120		9-21	26-32	16,759	Teague/29	Green/33
3-5	@ Portland	L	102-78		9-22	26-33	20,043	Martin/16	Williams/15
3-7	@ Golden State	L	111-97		9-23	26-34	19,596	Millsap/16	Lee/18
3-8	@ LA Clippers	L	109-108		9-24	26-35	19,178	Carroll/19	Griffin/27
3-10	@ Utah	W	112-110		10-24	27-35	17,774	Korver/26	Burke/23
3-13	MILWAUKEE	W	102-97	18-11		28-35	12,554	Teague/26	Ilyesova/22
3-15	DENVER	W	97-92	19-11		29-35	16,921	Faried/25	Bayless/29
3-17	@ Charlotte	W	97-83		11-24	30-35	14,419	Millsap/24	Walker/20
3-18	TORONTO	W	118-113 (OT)	20-11		31-35	14,419	Teague/34	DeRozan/29
3-21	@ New Orleans	L	111-105	20-12		31-36	15,476	Teague/26	Davis/34
3-23	@ Toronto	L	96-86		11-25	31-37	18,140	Millsap/Carr/17	Lowry/25
3-24	PHOENIX	L	102-95	20-13		31-38	12,240	Millsap/Carr/19	Blesser/20
3-26	@ Minnesota	L	107-83		11-26	31-39	11,632	Scott/15	Martin/Brewer/18
3-27	PORTLAND	L	100-85	20-14		31-40	13,228	Teague/22	Aldridge/25
3-29	@ Washington	L	101-97		11-27	31-41	17,996	Teague/19	Wall/25
3-31	PHILADELPHIA	W	103-95	21-14		32-41	11,096	Millsap/28	Young/23
4-2	CHICAGO	W	105-92	21-15		32-42	17,029	Millsap/22	Augustin/23
4-4	CLEVELAND	W	117-98	22-15		33-42	16,210	Scott/26	Walters/23
4-6	@ Indiana	W	107-88		12-27	34-42	18,165	Teague/25	George/18
4-8	DETROIT	L	102-95	22-16		34-43	10,587	Millsap/24	Stuckey/29
4-9	BOSTON	W	105-97	23-16		35-43	13,868	Teague/19	Bredley/24
4-11	@ Brooklyn	W	93-88		13-27	36-43	17,732	Millsap/27	Pumle/17
4-12	MIAMI	W	98-85	24-16		37-43	*19,287	Teague/25	James/27
4-14	CHARLOTTE	L	95-93	24-17		37-44	11,918	Scott/20	Jefferson/27
4-16	@ Milwaukee	W	111-103		14-27	38-44	13,111	Scott/17	Knight/31

GAME BY GAME / QUARTER BY QUARTER RESULTS

ATLANTA'S TOTALS ARE LISTED FIRST UNDER QUARTER SEQUENCE											
Game	Date	Opponent	1st	2nd	3rd	4th	OT	2 OT	3 OT	Final	W-L
1	10-30-13	@ Dallas	28-33	27-20	24-33	30-32				108-118	0-1
2	11-01-13	TORONTO	25-24	24-15	30-29	23-27				102-95	1-1
3	11-03-13	@ LA Lakers	22-33	27-29	27-26	27-17				103-105	1-2
4	11-05-13	@ Sacramento	25-32	29-13	28-20	23-35				105-100	2-2
5	11-07-13	@ Denver	26-26	25-28	32-29	24-26				107-109	3-3
6	11-09-13	ORLANDO	28-22	18-23	26-26	32-23				104-94	3-3
7	11-11-13	@ Charlotte	26-29	20-25	34-16	23-24				103-94	4-3
8	11-13-13	NEW YORK	24-29	21-26	23-10	31-30				91-95	4-4
9	11-15-13	PHILADELPHIA	25-17	29-39	28-17	33-30				113-103	5-4
10	11-16-13	@ New York	24-26	30-21	26-22	30-21				110-90	6-4
11	11-19-13	@ Miami	25-24	20-24	23-30	20-26				88-104	6-5
12	11-20-13	DETROIT	15-13	28-33	23-18	27-21				93-85	7-5
13	11-22-13	@ Detroit	27-22	22-22	24-24	23-21				96-89	8-5
14	11-23-13	BOSTON	24-25	29-24	21-15	13-30				87-94	8-6
15	11-26-13	ORLANDO	25-26	28-23	20-36	19-24				92-109	8-7
16	11-27-13	@ Houston	19-30	26-26	22-21	17-36				84-113	8-8
17	11-29-13	DALLAS	23-28	16-25	25-22	24-12				88-87	9-8
18	11-30-13	@ Washington	20-28	24-26	26-25	31-29				101-108	9-9
19	12-02-13	@ San Antonio	23-25	26-25	22-23	29-29				100-102	9-10
20	12-04-13	LA CLIPPERS	29-21	26-23	24-26	28-27				107-97	10-10
21	12-06-13	CLEVELAND	37-20	26-23	19-21	26-25				108-89	11-10
22	12-10-13	OKLAHOMA CITY	21-21	18-27	29-28	24-25	15-13			92-101	11-11
23	12-13-13	WASHINGTON	21-19	27-27	23-15	15-25				101-99	12-11
24	12-14-13	@ New York	22-26	26-31	29-24	29-30				106-111	12-12
25	12-16-13	LA LAKERS	20-28	27-26	35-19	32-27				114-100	13-12
26	12-18-13	SACRAMENTO	28-26	25-28	32-33	39-20				124-107	14-12
27	12-20-13	UTAH	30-16	25-18	30-24	33-27				118-85	15-12
28	12-23-13	@ Miami	23-33	31-17	30-27	27-34	8-10			119-121	15-13
29	12-26-13	@ Cleveland	26-27	24-21	26-24	19-23	13-13	19-17		127-125	16-13
30	12-28-13	CHARLOTTE	25-22	20-28	26-27	30-24	17-15			118-116	17-13
31	12-29-13	@ Orlando	20-26	29-30	27-23	26-30				102-109	17-14
32	12-31-13	@ Boston	20-23	19-21	23-23	30-24				92-91	18-14
33	1-03-14	GOLDEN STATE	21-24	25-22	26-18	28-37				100-101	18-15
34	1-04-14	@ Chicago	18-26	31-24	19-17	20-24				84-91	18-16
35	1-06-14	@ Brooklyn	21-27	27-19	15-26	19-19				86-91	18-17
36	1-08-14	INDIANA	25-12	24-20	30-34	18-21				97-87	19-17
37	1-10-14	HOUSTON	10-18	29-13	26-19	18-20				83-80	20-17
38	1-12-14	@ Memphis	18-21	23-27	31-29	29-31				101-108	20-18
39	1-16-14	BROOKLYN	34-31	26-34	21-34	36-28				110-127	20-19
40	1-20-14	MIAMI	27-31	37-39	26-22	24-22				121-114	21-19
41	1-22-14	@ Orlando	29-21	31-35	28-24	24-29				112-109	22-19

GAME BY GAME / QUARTER BY QUARTER RESULTS

ATLANTA'S TOTALS ARE LISTED FIRST UNDER QUARTER SEQUENCE											
Game	Date	Opponent	1st	2nd	3rd	4th	OT	2 OT	3 OT	Final	W-L
42	1-24-14	SAN ANTONIO	14-27	20-28	22-29	23-21				79-105	22-20
43	1-25-14	@ Milwaukee	31-25	29-20	36-19	16-23				112-87	23-20
44	1-27-14	@ Oklahoma City	32-26	25-24	30-29	22-32				109-111	23-21
45	1-31-14	@ Philadelphia	27-21	37-31	38-23	23-24				125-99	24-21
46	2-01-14	MINNESOTA	25-24	23-30	38-21	34-38				120-113	25-21
47	2-04-14	INDIANA	15-19	28-23	12-24	30-23				85-89	25-22
48	2-05-14	@ New Orleans	24-28	27-19	24-24	25-34				100-105	25-23
49	2-08-14	MEMPHIS	29-27	14-10	11-24	22-18				76-79	25-24
50	2-11-14	@ Chicago	17-33	22-25	31-22	15-20				85-100	25-25
51	2-12-14	@ Toronto	20-26	20-26	21-33	18-26				83-104	25-26
52	2-18-14	@ Indiana	23-35	26-22	26-30	23-21				98-108	25-27
53	2-19-14	WASHINGTON	14-31	33-27	36-33	14-23				97-114	25-28
54	2-21-14	@ Detroit	22-19	41-33	20-34	24-29				107-115	25-29
55	2-22-14	NEW YORK	24-23	15-29	29-21	39-25				107-98	26-29
56	2-25-14	CHICAGO	30-20	21-34	24-26	28-27				103-107	26-30
57	2-26-14	@ Boston	27-25	29-33	23-23	25-34				104-115	26-31
58	3-02-14	@ Phoenix	37-40	28-39	30-23	25-27				120-129	26-32
59	3-05-14	@ Portland	19-29	19-27	17-23	23-23				78-102	26-33
60	3-07-14	@ Golden State	31-32	21-34	25-19	20-26				97-111	26-34
61	3-08-14	@ LA Clippers	32-25	26-32	20-31	30-21				108-109	26-35
62	3-10-14	@ Utah	28-22	31-22	19-36	34-30				112-110	27-35
63	3-13-14	MILWAUKEE	23-30	24-23	21-14	34-30				102-97	28-35
64	3-15-14	DENVER	28-15	25-22	24-34	20-21				97-92	29-35
65	3-17-14	@ Charlotte	22-28	24-24	30-16	21-15				97-83	30-35
66	3-18-14	TORONTO	17-26	32-23	31-29	26-28	12-7			118-113	30-35
67	3-21-14	NEW ORLEANS	16-20	28-24	27-25	34-42				105-111	31-36
68	3-23-14	@ Toronto	25-16	24-26	22-18	15-36				86-96	31-37
69	3-24-14	PHOENIX	23-25	22-17	23-35	27-25				95-102	31-38
70	3-26-14	@ Minnesota	19-20	22-28	20-27	22-32				83-107	31-39
71	3-27-14	PORTLAND	16-22	21-31	27-25	21-22				85-100	31-40
72	3-29-14	@ Washington	17-31	25-22	19-25	26-26				97-101	31-41
73	3-31-14	PHILADELPHIA	18-31	25-22	32-20	28-22				103-95	32-41
74	4-02-14	CHICAGO	31-31	18-26	29-24	27-25				92-105	32-42
75	4-04-14	CLEVELAND	39-23	22-26	29-24	27-25				117-98	33-42
76	4-06-14	@ Indiana	33-11	22-12	24-36	28-29				107-88	34-42
77	4-08-14	DETROIT	27-35	25-23	26-23	17-21				95-102	34-43
78	4-09-14	BOSTON	32-23	24-28	14-26	35-20				105-97	35-43
79	4-11-14	@ Brooklyn	16-23	39-24	19-26	19-15				93-88	36-43
80	4-12-14	MIAMI	28-23	21-26	20-13	29-23				98-85	37-43
81	4-14-14	CHARLOTTE	24-26	26-18	30-21	13-30				93-95	37-44
82	4-16-14	@ Milwaukee	29-39	29-24	24-20	29-20				111-103	38-44
82	4-17-13	@ New York	16-25	23-20	29-29	24-24				92-98	44-38

HAWKS TEAM STATISTICS

2013-14 ATLANTA HAWKS TEAM STATISTICS

OPPONENT	Fgs	Pct.	3FGs	Pct.	Fts	Pct.	Off-Def-REB	A	PF	ST	TO	B	Pts
@Dallas	37-76	.487	8-24	.333	27-35	.771	5-28-33	27	20	16	17	5	109
TORONTO	36-77	.468	10-23	.435	20-31	.645	7-30-37	24	12	7	13	3	102
@LA Lakers	40-90	.444	9-22	.409	14-26	.538	10-42-52	26	22	13	13	3	103
@Sacramento	39-81	.481	8-22	.364	19-26	.731	9-27-36	26	15	11	14	7	105
@Denver	43-94	.457	8-26	.308	13-19	.684	13-33-46	31	23	11	9	9	107
ORLANDO	43-90	.478	6-19	.316	12-17	.706	7-32-39	36	15	9	13	6	104
@Charlotte	35-76	.461	10-27	.370	23-28	.821	6-35-41	26	22	7	13	3	103
NEW YORK	35-77	.455	5-24	.208	16-21	.762	8-39-47	22	15	6	15	6	91
PHILADELPHIA	39-81	.481	10-23	.435	25-31	.806	6-37-43	25	23	1	16	5	113
@New York	44-78	.564	9-22	.409	13-17	.765	5-31-36	20	15	8	14	3	110
@Miami	33-74	.446	11-24	.458	11-15	.733	13-26-39	22	21	8	24	4	88
DETROIT	36-71	.507	4-15	.287	17-24	.708	5-33-38	23	12	11	22	8	93
@Detroit	37-85	.435	8-23	.348	14-21	.667	11-35-46	20	14	10	15	2	96
BOSTON	36-93	.387	5-20	.250	10-12	.833	12-26-38	23	26	8	9	3	87
ORLANDO	30-73	.411	9-22	.409	23-27	.852	4-31-35	22	19	7	14	5	94
@Houston	32-75	.427	8-22	.364	12-15	.800	6-26-32	21	24	8	18	4	82
DALLAS	31-73	.425	3-15	.200	23-30	.767	9-34-43	19	16	10	16	4	88
@Washington	36-81	.444	7-17	.412	22-26	.846	9-31-40	19	18	7	17	6	101
@San Antonio	42-96	.438	11-31	.355	5-5	1.000	10-29-39	22	19	10	10	2	100
LA CLIPPERS	42-82	.512	12-23	.522	11-16	.688	8-32-40	28	22	4	13	4	107
CLEVELAND	47-91	.516	8-23	.348	6-11	.545	14-36-50	31	18	6	13	3	108
OKLAHOMA CITY	31-87	.356	9-26	.346	21-27	.778	12-33-45	24	22	10	15	5	92
WASHINGTON	38-89	.427	7-21	.333	18-24	.750	11-35-46	27	14	10	15	1	101
@New York	40-66	.606	15-32	.469	11-11	1.000	6-28-34	22	24	6	27	1	106
LA LAKERS	45-92	.469	11-27	.407	13-15	.867	15-29-44	34	18	10	6	6	114
SACRAMENTO	47-81	.580	15-25	.600	15-18	.833	9-35-44	38	21	7	17	6	124
UTAH	45-86	.523	10-26	.385	18-24	.750	10-36-46	32	20	10	7	4	118
@Miami	44-91	.484	17-34	.500	14-19	.737	13-33-46	29	26	7	19	4	119
@Cleveland	51-103	.495	11-34	.324	14-19	.737	10-32-42	33	24	13	21	5	127
CHARLOTTE	37-91	.407	16-39	.410	28-34	.824	6-46-52	29	16	8	14	6	118
@Orlando	36-81	.444	15-39	.385	15-21	.714	7-29-36	20	23	9	14	3	102
@Boston	33-91	.363	5-29	.172	21-25	.840	15-36-51	21	15	7	14	4	92
GOLDEN STATE	37-80	.463	10-31	.323	16-19	.842	7-34-41	23	19	15	14	4	100
CHICAGO	32-86	.372	8-28	.286	12-14	.857	17-26-43	21	20	9	16	8	84
@Brooklyn	27-70	.386	8-24	.333	24-26	.923	10-29-39	21	23	5	18	4	86
INDIANA	34-75	.453	10-23	.435	19-22	.864	6-28-34	27	14	8	11	3	97
HOUSTON	32-86	.372	9-32	.281	10-11	.909	13-27-40	25	17	9	14	5	83
@Memphis	38-80	.475	9-27	.333	16-24	.667	9-29-38	25	16	9	15	2	101
BROOKLYN	40-81	.484	8-25	.320	22-22	1.000	7-21-28	26	12	10	15	7	101
MIAMI	42-81	.519	12-31	.387	25-27	.926	7-31-38	33	26	8	13	1	121
@Orlando	41-83	.494	9-25	.360	21-24	.875	8-34-42	26	13	11	17	7	112

HAWKS TEAM STATISTICS, CONT.

OPPONENT	Fgs	Pct.	3FGs	Pct.	Fts	Pct.	Off-Def-REB	A	PF	ST	TO	B	Pts
SAN ANTONIO	29-76	.382	2-13	.154	19-27	.704	9-27-36	18	17	13	20	6	79
@Milwaukee	40-76	.526	13-26	.500	19-25	.760	4-31-35	26	19	8	13	2	112
@Oklahoma City	43-88	.460	12-25	.480	11-12	.917	15-25-40	25	17	8	18	2	109
@Philadelphia	45-89	.467	8-16	.500	27-34	.794	9-37-46	36	22	15	18	4	125
MINNESOTA	43-92	.506	9-23	.391	25-30	.833	15-33-48	30	27	12	16	4	120
INDIANA	33-76	.434	7-25	.280	12-15	.800	7-31-38	26	19	8	18	4	85
@New Orleans	38-84	.452	14-30	.467	10-14	.714	7-31-38	29	16	7	11	7	100
MEMPHIS	30-70	.429	8-20	.400	8-15	.533	7-35-42	21	10	10	21	3	76
@Chicago	35-80	.438	10-23	.435	5-9	.556	5-23-28	24	21	5	16	0	85
@Toronto	30-78	.385	4-20	.200	19-23	.826	8-37-45	24	24	9	16	6	83
@Indiana	37-77	.481	12-26	.462	12-19	.632	12-32-44	26	22	5	22	3	98
WASHINGTON	33-73	.452	6-16	.375	25-30	.833	5-33-38	26	11	5	17	1	97
@Detroit	40-88	.452	13-31	.419	14-20	.700	12-29-41	25	22	7	10	4	107
NEW YORK	32-74	.432	16-31	.516	27-33	.813	7-33-40	19	18	2	10	4	107
CHICAGO	38-76	.452	14-33	.424	13-16	.818	11-31-42	21	22	7	16	2	103
@Boston	38-76	.500	9-19	.474	19-24	.792	6-23-29	23	25	6	18	6	104
@Phoenix	44-84	.524	14-31	.452	18-26	.692	7-26-33	24	20	11	12	6	120
@Portland	29-88	.330	4-27	.148	16-19	.842	8-29-37	20	17	4	8	2	78
@Golden State	39-86	.453	8-34	.235	11-13	.846	10-26-36	26	22	7	18	1	97
@LA Clippers	38-78	.500	12-28	.429	20-26	.769	8-21-29	29	20	13	19	1	108
@Utah	36-74	.486	13-29	.448	23-27	.850	7-27-34	30	18	5	12	6	112
MILWAUKEE	36-74	.486	13-29	.448	17-20	.850	7-34-41	23	22	3	19	6	102
DENVER	33-81	.407	14-32	.438	17-29	.586	6-32-38	25	17	12	14	5	97
@Charlotte	39-85	.459	13-34	.382	6-7	.857	10-41-51	27	20	3	15	9	97
TORONTO	40-94	.426	11-34	.324	27-31	.871	10-30-40	24	24	9	9	0	118
NEW ORLEANS	38-85	.447	8-28	.286	21-27	.778	8-26-34	22	29	7	16	3	105
@Toronto	33-76	.434	5-20	.250	15-20	.750	8-30-38	17	19	13	18	2	86
PHOENIX	30-72	.417	8-23	.348	27-33	.818	7-25-32	18	17	3	8	3	93
@Minnesota	31-82	.378	7-28	.250	14-16	.875	6-34-40	21	16	9	26	2	85
PORTLAND	34-84	.405	4-22	.182	13-17	.765	10-29-39	17	19	6	13	1	85
@Washington	34-80	.425	9-31	.280	20-28	.714	10-30-40	20	22	6	14	2	97
PHILADELPHIA	36-84	.429	7-31	.226	24-30	.800	13-36-49	25	17	10	16	0	103
CHICAGO	32-72	.444	8-24	.348	20-26	.769	9-29-38	35	17	7	16	3	92
CLEVELAND	48-82	.585	13-29	.448	8-10	.800	2-36-38	35	17	1	17	3	117
@Indiana	41-73	.562	12-27	.444	13-17	.765	5-35-40	22	26	4	16	3	107
DETROIT	34-89	.382	9-35	.257	18-24	.750	17-31-48	26	23	9	16	5	95
BOSTON	40-76	.526	9-23	.391	16-22	.727	8-35-43	30	14	7	16	5	105
@Brooklyn	36-79	.456	1-19	.053	20-21	.952	9-35-44	17	24	5	13	9	93
MIAMI	36-78	.462	10-22	.455	16-19	.842	5-33-38	24	22	13	13	2	98
CHARLOTTE	34-79	.430	8-30	.267	17-23	.739	5-34-39	27	21	6	8	3	93
@Milwaukee	41-76	.539	8-24	.333	21-26	.808	4-26-30	29	18	13	12	2	111

OPPONENTS' TEAM STATISTICS

OPPONENT	Fgs	Pct.	3FGs	Pct.	Fts	Pct.	Off-Def-REB	A	PF	ST	TO	B	Pts
@Dallas	44-77	.571	11-24	.458	19-24	.792	7-35-42	31	22	7	20	2	118
TORONTO	40-88	.455	7-23	.304	8-14	.571	10-32-42	15	25	5	12	6	95
@LA Lakers	35-89	.392	9-25	.360	20-24	.833	6-47-53	27	24	5	13	7	105
@Sacramento	38-80	.438	10-31	.323	20-21	.952	10-29-39	22	26	10	18	4	100
@Denver	42-86	.488	14-25	.560	11-17	.647	10-35-45	28	18	4	16	8	109
ORLANDO	38-82	.463	8-17	.471	10-18	.556	9-27-36	22	24	9	14	2	94
@Charlotte	33-81	.407	5-13	.385	23-29	.783	10-30-40	22	24	4	14	0	94
NEW YORK	37-88	.420	12-34	.353	9-13	.692	8-29-37	24	19	11	6	3	93
PHILADELPHIA	40-86	.465	5-19	.263	18-23	.783	9-30-39	21	19	6	16	4	105
@New York	34-90	.378	10-30	.333	12-16	.750	19-29-48	19	20	6	14	3	90
@Miami	41-81	.506	10-21	.476	12-19	.632	10-27-37	26	17	13	16	4	104
DETROIT	35-87	.402	6-22	.273	9-12	.750	15-28-43	17	21	13	17	5	85
@Detroit	36-84	.429	3-13	.231	14-22	.636	11-41-52	19	16	8	15	7	89
BOSTON	42-78	.468	4-16	.250	24-31	.774	7-40-47	18	14	3	19	7	94
LA CLIPPERS	39-83	.440	4-19	.211	15-20	.750	7-29-36	22	16	4	12	2	97
CLEVELAND	38-94	.404	5-20	.250	8-17	.471	16-31-47	19	11	4	11	2	89
@OKLAHOMA CITY	38-86	.442	4-18	.222	21-28	.750	10-44-54	26	19	8	17	7	101
WASHINGTON	42-100	.420	4-14	.286	11-18	.611	18-42-60	26	20	4	18	3	99
@New York	44-87	.506	8-19	.421	15-18	.833	15-17-32	19	16	14	11	1	111
LA LAKERS	39-82	.476	5-21	.238	17-21	.810	12-31-43	18	16	6	14	4	100
SACRAMENTO	40-84	.476	6-15	.400	21-25	.840	7-26-33	25	20	6	13	1	107
UTAH	35-94	.372	3-18	.167	12-15	.800	17-32-49	21	17	6	16	8	85
@Miami	46-91	.505	10-29	.345	19-29	.655	13-31-44	20	19	8	13	6	121
@Cleveland	49-94	.521	8-21	.381	19-26	.731	11-34-45	22	19	9	24	8	125
CHARLOTTE	45-104	.433	10-26	.385	16-22	.727	12-43-55	26	27	6	10	4	116
@Orlando	41-74	.554	8-21	.381	19-24	.792	4-36-40	30	20	10	17	3	109
@Boston	39-84	.447	5-20	.250	16-17	.941	8-39-47	28	22	6	16	7	101
GOLDEN STATE	35-87	.448	6-27	.222	17-25	.680	13-34-47	30	17	15	21	7	101
@Chicago	33-81	.407	8-17	.353	19-24	.792	20-32-52	19	15	12	15	12	91
@Brooklyn	33-80	.413	9-27	.296	17-26	.654	15-28-43	17	25	10	12	5	91
INDIANA	35-87	.402	9-27	.333	8-9	.889	14-32-46	19	21	7	20	4	87
HOUSTON	29-70	.414	6-19	.316	16-22	.727	10-34-44	15	18	3	18	2	80
@Memphis	43-83	.518	6-15	.400	16-20	.800	8-32-40	26	17	13	12	6	108
BROOKLYN	53-91	.582	16-27	.593	5-7	.714	12-28-40	38	21	9	19	4	127
MAMI	38-78	.487	15-33	.545	23-28	.821	8-29-37	28	26	9	18	2	114
@Orlando	41-83	.494	6-12	.500	21-24	.875	6-27-33	24	23	7	15	1	109

OPPONENTS' TEAM STATISTICS, CONT.

OPPONENT	Fgs	Pct.	3FGs	Pct.	Fts	Pct.	Off-Def-REB	A	PF	ST	TO	B	Pts
SAN ANTONIO	41-84	.488	11-18	.611	12-17	.706	15-38-54	26	21	7	22	6	105
@Milwaukee	38-82	.463	5-21	.238	6-13	.462	13-26-39	23	26	6	20	5	87
@Oklahoma City	43-82	.524	13-25	.520	12-18	.667	10-23-33	23	12	8	14	10	111
@Philadelphia	32-87	.368	6-22	.273	29-37	.784	13-33-46	19	25	10	21	4	99
MINNESOTA	37-84	.440	6-16	.375	33-39	.846	14-32-46	25	24	9	17	7	113
INDIANA	34-74	.459	5-18	.278	16-20	.800	7-33-40	20	16	9	19	1	89
@New Orleans	40-86	.465	5-14	.357	20-22	.909	13-37-50	18	15	11	5	5	105
MEMPHIS	37-90	.411	4-12	.333	1-1	1.000	11-30-41	22	12	14	16	5	79
@Chicago	43-85	.506	8-20	.400	6-13	.462	17-40-57	30	9	6	16	5	100
@Toronto	38-94	.404	11-33	.333	17-22	.773	15-32-47	22	19	8	8	3	104
@Indiana	39-79	.494	9-23	.391	21-26	.808	6-30-36	23	17	11	14	7	108
WASHINGTON	46-89	.517	13-24	.542	9-11	.818	9-32-41	30	23	6	10	5	114
@Detroit	47-87	.540	8-20	.400	13-29	.448	16-30-46	32	20	6	11	5	115
NEW YORK	39-89	.438	10-28	.357	10-16	.625	8-33-41	22	24	10	4	98	88
CHICAGO	37-88	.420	8-24	.333	25-29	.862	15-33-48	24	15	11	12	2	107
@Boston	43-90	.478	8-22	.364	21-23	.913	14-32-46	24	24	10	15	5	115
@Phoenix	44-80	.550	15-24	.625	26-30	.867	7-34-41	29	21	9	15	5	129
@Portland	35-79	.443	13-29	.448	19-21	.905	7-46-53	23	21	4	16	2	102
@Golden State	43-80	.538	6-19	.316	19-24	.792	11-33-44	28	17	12	16	3	111
@LA Clippers	42-79	.532	7-22	.318	18-24	.750	13-22-35	26	21	7	18	4	109
@Utah	40-82	.488	10-21	.476	20-24	.833	11-34-45	19	26	9	15	2	110
MILWAUKEE	37-89	.416	3-19	.158	20-26	.769	16-27-43	24	21	13	9	3	97
DENVER	34-83	.410	8-25	.320	16-25	.640	12-42-54	27	24	7	21	7	92
@Charlotte	30-85	.353	9-25	.360	14-16	.875	10-32-42	22	15	4	7	7	83
TORONTO	40-81	.494	7-24	.282	26-29	.897	8-42-50	21	31	2	15	3	113
NEW ORLEANS	36-70	.514	4-13	.308	35-43	.814	7-33-40	20	28	10	15	6	111
@Toronto	34-80	.425	8-24	.333	20-28	.714	12-33-45	17	19	12	17	4	96
PHOENIX	38-74	.514	12-24	.500	14-16	.875	7-32-39	31	25	10	19	1	102
@Minnesota	43-86	.500	9-22	.409	12-16	.750	7-38-45	21	14	17	19	1	107
PORTLAND	37-80	.463	10-26	.385	16-21	.762	13-34-47	24	20	4	13	5	100
@Washington	39-79	.494	6-14	.429	17-25	.680	11-33-44	17	22	11	13	5	101
PHILADELPHIA	36-77	.468	11-30	.367	12-20	.600	6-34-40	25	27	11	20	6	95
CHICAGO	40-78	.513	12-25	.478	13-15	.867	7-30-37	27	19	13	13	3	105
CLEVELAND	36-91	.396	5-21	.238	21-25	.840	10-24-34	16	18	13	6	3	98
@Indiana	32-78	.410	5-20	.250	19-30	.633	10-25-35	18	26	9	11	3	88
DETROIT	37-86	.430	6-17	.353	22-32	.688	16-37-53	14	20	13	15	4	102
BOSTON	37-84	.440	12-26	.462	11-14	.786	11-26-39	25	22	7	16	3	97
@Brooklyn	34-80	.425	6-22	.273	14-25	.560	9-29-38	18	21	9	15	3	88
MAMI	35-73	.479	6-25	.240	4-74	.474	6-38-44	22	20	5	20	5	85
CHARLOTTE	35-80	.438	6-25	.240	19-31	.613	12-36-48	27	20	3	10	2	95
@Milwaukee	40-77	.519	7-18	.389	16-21	.762	11-32-43	25	21	5	22	5	103



MISCELLANEOUS NUMBERS

HAWKS SEASON SUPERLATIVES

ATL FGM HIGH 51 at CLE, 12-26 48 v/CLE, 4-4 47, two times	ATL FGM LOW 27 at BKN, 1-6 29, two times 30, four times	ATL FGA HIGH 103 at CLE, 12-26 96 at SAS, 12-2 94, two times	ATL FGA LOW 66 at NYK, 12-14 70 two times 71 v/DET, 11-20
ATL FG% HIGH .606 (40-66), at NYK, 12-14 .585 (48-82), v/CLE, 4-4 .564 (44-78), at NYK, 11-16	ATL FG% LOW .330 (29-88), at POR, 3-5 .356 (31-87), v/OKC, 12-10 .363 (33-91), at BOS, 12-31	ATL FT% HIGH 1.000, three times .952 (20-21), at BKN, 4-11 .909 (10-11), v/HOU, 1-10	ATL FT% LOW .533 (8-15), v/MEM, 2-8 .538 (14-26), at LAL, 11-3 .546 (6-11), v/CLE, 12-6
ATL FTM HIGH 28 v/CHA, 12-28 27, five times 25, four times	ATL FTM LOW 5, two times 6, two times 8, four times	ATL FTA HIGH 35 at DAL, 10-30 34, two times 33, two times	ATL FTA LOW 5 at SAS, 12-2 7 at CHA, 3-17 9 at CHI, 2-11
ATL HIGH REBS 52, two times 51, two times 50 v/CLE, 12-6	ATL LOW REBS 28, two times 29, two times 30 at MIL, 4-16	ATL HIGH ASSTs 38 v/SAC, 12-18 36, two times 35 v/CLE, 4-4	ATL LOW ASSTs 17, three times 18, two times 19, three times
ATL HIGH STLS 16 at DAL, 10-30 15, two times 13, six times	ATL LOW STLS 1, two times 2 v/NYK, 2-22 3, two times	ATL HIGH TOs 27 at NYK, 12-14 26 at MIN, 3-26 24 at MIA, 11-19	ATL LOW TOs 8, two times 9, two times 10, six times
ATL HIGH PTS 127 at CLE, 12-26 125 at PHI, 1-31 124 v/SAC, 12-18	ATL LOW PTS 76 v/MEM, 2-8 78 at POR, 3-5 79 v/SAS, 1-24	ATL HIGH 3FGM 17 at MIA, 12-23 16, two times 15, three times	ATL LOW 3FGM 1 at BKN, 4-11 2 v/SAS, 1-24 3 v/DAL, 11-29

OPPONENTS SEASON SUPERLATIVES

OPP FGM HIGH 53 v/BKN, 1-16 49 at CLE, 12-26 47 at DET, 2-21	OPP FGM LOW 29, two times 30 at CHA, 3-17 32, two times	OPP FGA HIGH 104 v/CHA, 12-28 100 v/WAS, 12-13 94, four times	OPP FGA LOW 70, two times 72 v/BOS, 11-23 73 v/MIA, 4-12
OPP FG% HIGH .582 (53-91), v/BKN, 1-16 .571 (44-77), at DAL, 10-30 .554 (41-74), at ORL, 12-29	OPP FG% LOW .353 (30-85), at CHA, 3-17 .368 (32-87), at PHI, 1-31 .372 (35-94), v/UTA, 12-20	OPP FT% HIGH 1.000 (1-1), v/MEM, 2-8 .952 (20-21), two times .941 (16-17), at BOS, 12-31	OPP FT% LOW .448 (13-29), at DET, 2-21 .462 (6-13), two times .471 (8-17), v/CLE, 12-6
OPP FTM HIGH 35 v/NOP, 3-21 33 v/MIN, 2-1 29 at PHI, 1-31	OPP FTM LOW 1 v/MEM, 2-8 5 v/BKN, 1-16 6, two times	OPP FTA HIGH 43 v/NOP, 3-21 39 v/MIN, 2-1 37 at PHI, 1-31	OPP FTA LOW 1 v/MEM, 2-8 7 v/BKN, 1-16 9 v/IND, 1-8
OPP HIGH REBS 60 v/WAS, 12-13 57 at CHI, 2-11 55 v/CHA, 12-28	OPP LOW REBS 32 at NYK, 12-14 33, three times 34 v/CLE, 4-4	OPP HIGH ASSTs 38 v/BKN, 1-16 32 at DET, 2-21 31, two times	OPP LOW ASSTs 14 v/DET, 4-8 15, two times 16 v/CLE, 4-4
OPP HIGH STLS 17 at MIN, 3-26 15 v/GSW, 1-3 14, two times	OPP LOW STLS 2 v/TOR, 3-18 3, three times 4, seven times	OPP HIGH TOs 24 at CLE, 12-26 22 at MIL, 4-16 21, three times	OPP LOW TOs 6, two times 7 at CHA, 3-17 8 at TOR, 2-12
OPP HIGH PTS 129 at PHO, 3-2 127 v/BKN, 1-16 125 at CLE, 12-26	OPP LOW PTS 79 v/MEM, 2-8 80 v/HOU, 1-10 83 at CHA, 3-17	OPP HIGH 3FGM 16 v/BKN, 3-17 15, two times 14, two times	OPP LOW 3FGM 3, three times 4, six times 5, ten times

MISCELLANEOUS NUMBERS, CONT

2013-14 SCORING BY QUARTERS

	1	2	3	4	1/2/3/4OT	TOT	HOME	GP	AVERAGE
ATL	1997 (24.4)	2078 (25.3)	2076 (25.3)	2047 (25.0)	65/19 (13.0/19.0)	8282 (101.0)	2013-14 Last Year	41 41	14,340 15,126
OPP	2056 (25.1)	2067 (25.2)	2004 (24.4)	2119 (25.8)	58/17 (11.6/17.0)	8321 (101.5)	ROAD	GP	AVERAGE
							2013-14 Last Year	41 41	17,274 17,119

2013-14 SINGLE QUARTER HIGHS

	1	2	3	4
ATL	39 v/CLE 4-4	41 @DET 2-21	38 2x	39 2x
OPP	40 @PHO 3-2	39 3x	36 3x	42 v/NOP 3-21

2013-14 SINGLE QUARTER LOWS

	1	2	3	4
ATL	10 v/HOU 1-10	14 v/MEM 2-8	11 v/MEM 2-8	13 2x
OPP	11 @IND 4-6	10 v/MEM 2-8	10 v/NYK 11-13	12 v/DAL 11-29

BEST PERFORMANCES

34 four times	Points	43 Love vs. Minnesota (2-1)
15 Horford vs. Washington (12-13)	FGM	17 Irving at Cleveland (12-26)
24 Teague at Cleveland (12-26)	FGA	33 Irving at Cleveland (12-26)
.923 (12-13), Scott vs. Cleveland (4-4)	FG%	.909 (10-11), Drummond at Detroit (2-21)
8 Korver vs. Sacramento (12-18)	3FGM	6 two times
13 Williams at New York (12-14)	3FGA	10 George vs. Indiana (1-8)
13 Teague vs. New York (2-22)	FTM	17 Love vs. Minnesota (2-1)
16 Millsap vs. Denver (3-15)	FTA	18 Love vs. Minnesota (2-1)
1.000 (11-11), Teague vs. Toronto (3-18)	FT%	1.000 (10-10), Green at Phoenix (3-2)
7 two times	Offensive Rebounds	9 Bynum vs. Cleveland (12-6)
13 two times	Defensive Rebounds	19 two times
17 Millsap vs. Philadelphia (3-31)	Rebounds	23 two times
15 Teague vs. Sacramento (12-18)	Assists	14 Jennings at Detroit (11/22, 2/21)
6 Millsap at Philadelphia (1-31)	Steals	6 four times
9 Millsap at New York (12-14)	TO	9 Curry vs. Golden State (1-3)
5 four times	Blocked Shots	6 Ibaka at Oklahoma City (1-27)

HAWKS HIGH MARKS

HAWKS	OPPONENT
127 at Cleveland (12-26)	Points
51 at Cleveland (12-26)	FGM
103 at Cleveland (12-26)	FGA
.606 (40-66) at New York (12-14)	FG%
17 at Miami (12-23)	3FGM
39 two times	3FGA
28 vs. Charlotte (12-28)	FTM
35 at Dallas (10-30)	FTA
1.000 three times	FT%
17 two times	Offensive Rebounds
46 vs. Charlotte (12-28)	Defensive Rebounds
52 two times	Rebounds
38 vs. Sacramento (12-18)	Assists
16 at Dallas (10-30)	Steals
27 at New York (12-14)	TO
9 three times	Blocked Shots
29 vs. New Orleans (3-21)	Personal Fouls
70 at Philadelphia (1-31)	Bench Points

OPPONENTS HIGH MARKS

HAWKS	OPPONENT
129 at PHO, 3-2	Points
127 v/BKN, 1-16	FGM
125 at CLE, 12-26	FGA
.582 (53-91), vs. Brooklyn (1-16)	FG%
16 v. Brooklyn (1-16)	3FGM
34 vs. New York (11-13)	3FGA
35 vs. New Orleans (3-21)	FTM
43 vs. New Orleans (3-21)	FTA
1.000 (1-1), vs. Memphis (2-8)	FT%
20 at Chicago (1-4)	Offensive Rebounds
47 at LA Lakers (11-3)	Defensive Rebounds
60 vs. Washington (12-13)	Rebounds
38 vs. Brooklyn (1-16)	Assists
17 vs. Minnesota (3-26)	Steals
24 at Cleveland (12-26)	TO
12 at Chicago (1-4)	Blocked Shots
31 vs. Toronto (3-18)	Personal Fouls
67 at Houston (11-27)	Bench Points



MISCELLANEOUS NUMBERS, CONT.

HAWKS RECORD BY MONTH

Oct/Nov	W	L	Pct.	Dec	W	L	Pct.	Jan	W	L	Pct.
Home	5	3	.625	Home	7	1	.875	Home	3	3	.500
Road	4	6	.400	Road	2	4	.333	Road	3	4	.429
Feb	W	L	Pct.	Mar	W	L	Pct.	Apr	W	L	Pct.
Home	2	4	.333	Home	4	3	.571	Home	3	3	.500
Road	0	6	.000	Road	2	7	.222	Road	3	0	1.000

HAWKS SEASON SUPERLATIVES

Player	Starts	Games Scoring In					Double Figure Games			Times Leading Team In		
		10s	20s	30s	40s	50s	Pts	Rebs	Assts	Pts*	Rebs*	Assts*
Antic	26	16					16	4		1	7	
Ayon	14	2					2	2		1	4	
Brand	15	9	1				10	5		1	11	
Carroll	74	41	4				45	5		3	12	1
Cunningham												
Horford	29	15	12	1			28	10		8	12	
Jenkins		1					1					
Korver	71	35	7				42			8	3	5
Mack	11	20	1				21		1	1		14
Martin	6	12					12			1	2	
Millsap	73	39	27	2			68	31	1	31	40	6
Muscala		1					1					
Nunnally												
Pittman												
Schröder		2					2					
Scott	6	35	4	1			40	1		9	2	1
Teague	79	42	20	3			65		13	23	1	55
Williams	6	25	5				30			2	1	11

*Also includes times tied for team lead in points, rebounds and/or assists.



MISCELLANEOUS NUMBERS, CONT.

HAWKS W/L RECORD WHEN...

When FG% is:	<40%: 2-9	40-49.9%: 23-31	50-59.9%: 13-3	>60%: 0-1	
When OPP. FG% is:	<40%: 6-0	40-49.9%: 30-23	50-59.9%: 2-21	>60%: 0-0	
When Leading After:	1st Qtr.: 24-9	2nd Qtr.: 21-15	3rd Qtr.: 30-9		
When Trailing After:	1st Qtr.: 14-32	2nd Qtr.: 15-27	3rd Qtr.: 8-34		
Tied After:	1st Qtr.: 0-3	2nd Qtr.: 2-2	3rd Qtr.: 0-1	4th Qtr.: 4-1	
When More Rebounds than Opponent:	17-10	When Outrebounded:	20-34	Equal Rebounds:	1-0
When Better FG% Than Opponent:	27-8	When opp. FG% Is Better:	10-36	W/L When FG% Is Same:	1-0
When Better FT% Than Opponent:	23-28	When opp. FT% Is Better:	14-15	W/L When FT% Is Same:	1-1
When More FTA Than Opponent:	19-16	When opp. FTA Is More:	17-26	W/L When FTA Are Same:	2-2
Hawks Record in Back to Back Games:	1st Game: 8-13	2nd Game: 8-13			

OTHER MISCELLANEOUS NUMBERS

Most Hawks Points Scored at Half	71, vs. Miami (1-20)
Fewest Hawks Points Scored at Half	34, vs. San Antonio (1-24)
Most Hawks Points in Second Half	72, vs. Minnesota (2-1)
Fewest Hawks Points in Second Half	33, vs. Memphis (2-8)
Most Opponent Points Scored at Half	79, at Phoenix (3-2)
Fewest Opponent Points Scored at Half	23, at Indiana (4-6)
Most Opponent Points in Second Half	67, vs. New Orleans (3-21)
Fewest Opponent Points in Second Half	31, at Charlotte (3-17)
Highest Hawks FG% at halftime	.625 (25-40), at Phoenix (3-2)
Lowest Hawks FG% at halftime	.250 (11-44), at Portland (3-5)
Highest Opponent FG% at halftime	.632 (24-38), at Milwaukee (4-16)
Lowest Opponent FG% at halftime	.200 (7-35), at Indiana (4-6)
Highest Hawks Second Half FG%	.688 (22-32), at New York (11-16)
Lowest Hawks Second Half FG%	.292 (14-48), vs. Boston (11-23)
Highest Opponent Second Half FG%	.649 (24-37), at Dallas (10-30)
Lowest Opponent Second Half FG%	.289 (11-38), at Charlotte (3-17)
Most Hawks Points in Overtime	19, at Cleveland (12-26)
Most Opponent Points in Overtime	17, at Cleveland (12-26)
Most 20-point or more scorers in a game	4, at Cleveland (12-26)
Most 10-point or more scorers in a game	8, at New York (11-16)

HAWKS LOW MARKS

76	vs. Memphis (2-8)
27	at Brooklyn (1-6)
66	at New York (12-14)
.330	(29-88), at Portland (3-5)
5	two times
5	at San Antonio (12-2)
.533	(8-15), vs. Memphis (2-8)
2	vs. Cleveland (4-4)
21	two times
28	two times
17	three times
1	two times
8	two times
0	three times
10	vs. Memphis (2-18)
10	

OPPONENTS LOW MARKS

79	vs. Memphis (2-8)
29	two times
70	two times
.353	(30-85), at Charlotte (3-17)
1	vs. Memphis (2-8)
1	vs. Memphis (2-8)
.448	(13-29), at Detroit (2-21)
4	at Orlando (12-29)
17	at New York (12-14)
32	at New York (12-14)
14	vs. Detroit (4-8)
2	vs. Toronto (3-18)
6	two times
0	at Charlotte (11-11)
9	at Chicago (2-11)
11	two times



MISCELLANEOUS NUMBERS, CONT.

GAMES MISSED DUE TO INJURY / ILLNESS

Pero Antic	16	stress fracture, right ankle
	1	sore right ankle
Gustavo Ayon	35	right shoulder injury and surgery
	5	left ankle/left leg
DeMarre Carroll	2	sprained right thumb
	3	left hamstring
	1	stomach virus
Al Horford	53	tornd right pectoral muscle and surgery
John Jenkins	54	low back pain and surgery
Kyle Korver	4	rib contusion
	6	back spasms
Shelvin Mack	1	sprained left ankle
Cartier Martin	3	sprained left ankle
Paul Millsap	1	right elbow tendinitis
	5	right knee contusion
Jeff Teague	3	sprained left ankle
Lou Williams	8	right knee rehab

TRANSACTIONS

February 27, 2014	Released Dexter Pittman and signed Mike Muscala.
February 22, 2014	Requested waivers on Jared Cunningham and signed Dexter Pittman to a 10-day contract.
February 21, 2014	Signed Cartier Martin for the remainder of the season, requested waivers on Antawn Jamison and recalled Jared Cunningham from Bakersfield of the NBA Development League.
February 20, 2014	Acquired Antawn Jamison from the Los Angeles Clippers in exchange for the draft rights to Cenk Akyol.
February 11, 2014	Signed Cartier Martin to a second 10-day contract.
February 4, 2014	Assigned Jared Cunningham to Bakersfield of the NBA Development League.
February 1, 2014	Signed Cartier Martin to a second 10-day contract.
January 25, 2014	Recalled Jared Cunningham from Bakersfield of the NBA Development League.
January 22, 2014	Signed James Nunnally to a second 10-day contract.
January 11, 2014	Signed James Nunnally to a 10-day contract.
January 7, 2014	Waived Cartier Martin.
January 1, 2014	Assigned Jared Cunningham to Bakersfield of the NBA Development League.
December 29, 2013	Recalled Jared Cunningham from Bakersfield of the NBA Development League.
December 16, 2013	Recalled Dennis Schröder from Bakersfield of the NBA Development League and assigned Jared Cunningham to Bakersfield.
December 13, 2013	Recalled John Jenkins from Bakersfield of the NBA Development League.
December 6, 2013	Recalled Jared Cunningham from Bakersfield of the NBA Development League and assigned John Jenkins to Bakersfield.
December 4, 2013	Assigned Dennis Schröder to Bakersfield of the NBA Development League.
November 11, 2013	Assigned Jared Cunningham to Bakersfield of the NBA Development League.
October 31, 2013	Exercised the 2014-15 contract option on John Jenkins.
October 26, 2013	Waived Eric Dawson.
October 25, 2013	Waived Royal Ivey.
October 21, 2013	Waived James Johnson.
October 15, 2013	Signed free agent Cartier Martin.
October 14, 2013	Waived David Lighty, Adonis Thomas and Damien Wilkins.
September 30, 2013	Signed free agents Eric Dawson, Royal Ivey, James Johnson, David Lighty, Adonis Thomas and Damien Wilkins.
August 3, 2013	Signed free agent DeMarre Carroll.
August 2, 2013	Named Jim Thomas assistant coach.
July 29, 2013	Awarded Gustavo Ayon on a waiver claim.
July 25, 2013	Signed Pero Antic.
July 15, 2013	Signed free agent Elton Brand.
July 13, 2013	Matched the offer sheet extended by Milwaukee to restricted free agent Jeff Teague.
July 12, 2013	Re-signed Kyle Korver to a multi-year contract.
July 11, 2013	Signed first-round draft pick Dennis Schröder and named Taylor Jenkins Assistant Coach.
July 10, 2013	Signed free agent Paul Millsap to a multi-year contract.
June 27, 2013	Selected Dennis Schröder (17th overall) and Shane Larkin (18th overall) in the first round, and Raul Neto (47th overall) and James Ennis (50th overall) in the second round of the 2013 NBA Draft ... Acquired the draft rights to Lucas Nogueira (16th selection) and Mike Muscala (44th pick), as well as Jared Cunningham in exchange for Larkin's draft rights ... Traded Neto's rights to Utah in exchange for a future second-round pick ... Traded Ennis' rights to Miami in exchange for a future second-round pick.
June 15, 2013	Named Darvin Ham Assistant Coach.
June 10, 2013	Named Quin Snyder Assistant Coach.
May 28, 2013	Named Mike Budenholzer Head Coach.

RECORDS



6 PERO
ANTIC





HAWKS YEARLY LEADERS

GAMES PLAYED

1968-69	Lou Hudson, Joe Caldwell.....	81
1969-70	Joe Caldwell, Walt Hazzard, Bill Bridges.....	82
1970-71	Walt Hazzard, Walt Bellamy, Bill Bridges.....	82
1971-72	Walt Bellamy, Herm Gilliam.....	82
1972-73	Pete Maravich.....	79
1973-74	Walt Bellamy, John Brown.....	77
1974-75	Dean Meminger.....	80
1975-76	Lou Hudson, Tom Henderson.....	81
1976-77	Ken Charles.....	82
1977-78	Armond Hill, Ollie Johnson.....	82
1978-79	Armond Hill, Tom McMillen.....	82
1979-80	Steve Hawes, Wayne Rollins, Jack Givens.....	82
1980-81	Tom McMillen.....	79
1981-82	Rory Sparrow.....	82
1982-83	Dominique Wilkins.....	82
1983-84	Dominique Wilkins, Mike Glenn.....	81
1984-85	Kevin Willis.....	82
1985-86	Kevin Willis, Jon Koncak.....	82
1986-87	Jon Koncak, Cliff Levingston, Glenn Rivers.....	82
1987-88	Cliff Levingston, Randy Wittman, "Spud" Webb.....	82
1988-89	Reggie Theus, John Battle.....	82
1989-90	Anthony "Spud" Webb.....	82
1990-91	Moses Malone.....	82
1991-92	Stacey Augmon.....	82
1992-93	Duane Ferrell, Adam Keefe.....	82
1993-94	Stacey Augmon, Craig Ehlo, Jon Koncak, Andrew Lang, Ennis Whatley.....	82
1994-95	Andrew Lang.....	82
1995-96	Grant Long.....	82
1996-97	Christian Laettner.....	82
1997-98	Dikembe Mutombo.....	82
1998-99	Dikembe Mutombo, Alan Henderson.....	82
1999-00	Jason Terry.....	82
2001-02	N. Mohammed, H. Möttölä, J. Vaughn.....	82
2002-03	Alan Henderson.....	82
2003-04	Jason Terry.....	81
2004-05	Josh Childress.....	80
2005-06	Joe Johnson.....	82
2006-07	Shelden Williams.....	81
2007-08	Joe Johnson.....	82
2008-09	Maurice Evans, Flip Murray.....	80
2009-10	Al Horford, Josh Smith, Marvin Williams.....	81
2010-11	Zaza Pachulia.....	79
2011-12	Josh Smith, Jeff Teague.....	66
2012-13	Jeff Teague.....	80
2013-14	Mike Scott.....	80

MOST MINUTES

1968-69	Bill Bridges.....	2930
1969-70	Bill Bridges.....	3269
1970-71	Bill Bridges.....	3140
1971-72	Walt Bellamy.....	3187
1972-73	Pete Maravich.....	3089
1973-74	Pete Maravich.....	2903
1974-75	Tom VanArsdale.....	2570
1975-76	Tom Henderson.....	2900
1976-77	John Drew.....	2688
1977-78	Armond Hill.....	2530
1978-79	Dan Roundfield.....	2539
1979-80	Eddie Johnson.....	2622
1980-81	Eddie Johnson.....	2693
1981-82	Rory Sparrow.....	2610
1982-83	Dan Roundfield.....	2811
1983-84	Dominique Wilkins.....	2961
1984-85	Dominique Wilkins.....	3023
1985-86	Dominique Wilkins.....	3049
1986-87	Dominique Wilkins.....	2969
1987-88	Dominique Wilkins.....	2948
1988-89	Dominique Wilkins.....	2997
1989-90	Dominique Wilkins.....	2888

1990-91	Dominique Wilkins.....	3078
1991-92	Kevin Willis.....	2962
1992-93	Kevin Willis.....	2878
1993-94	Mookie Blaylock.....	2915
1994-95	Mookie Blaylock.....	3069
1995-96	Grant Long.....	3008
1996-97	Christian Laettner.....	3140
1997-98	Dikembe Mutombo.....	2917
1998-99	Dikembe Mutombo.....	1829
1999-00	Dikembe Mutombo.....	2984
2000-01	Jason Terry.....	3089
2001-02	Jason Terry.....	2967
2002-03	Shareef Abdur-Rahim.....	3087
2003-04	Jason Terry.....	3018
2004-05	Al Harrington.....	2550
2005-06	Joe Johnson.....	3340
2006-07	Josh Smith.....	2647
2007-08	Joe Johnson.....	3343
2008-09	Joe Johnson.....	3124
2009-10	Josh Smith.....	2886
2010-11	Al Horford.....	2704
2011-12	Josh Smith.....	2329
2012-13	Al Horford.....	2756
2013-14	Jeff Teague.....	2542

MOST FIELD GOALS MADE

1968-69	Lou Hudson.....	716
1969-70	Lou Hudson.....	830
1970-71	Lou Hudson.....	829
1971-72	Lou Hudson.....	775
1972-73	Lou Hudson.....	816
1973-74	Pete Maravich.....	819
1974-75	Tom VanArsdale.....	544
1975-76	John Drew.....	586
1976-77	John Drew.....	689
1977-78	John Drew.....	593
1978-79	John Drew.....	650
1979-80	Eddie Johnson.....	590
1980-81	Eddie Johnson.....	573
1981-82	John Drew.....	465
1982-83	Dominique Wilkins.....	601
1983-84	Dominique Wilkins.....	684
1984-85	Dominique Wilkins.....	853
1985-86	Dominique Wilkins.....	888
1986-87	Dominique Wilkins.....	828
1987-88	Dominique Wilkins.....	909
1988-89	Dominique Wilkins.....	814
1989-90	Dominique Wilkins.....	810
1990-91	Dominique Wilkins.....	770
1991-92	Kevin Willis.....	591
1992-93	Dominique Wilkins.....	741
1993-94	Kevin Willis.....	627
1994-95	Mookie Blaylock.....	509
1995-96	Steve Smith.....	494
1996-97	Christian Laettner.....	548
1997-98	Steve Smith.....	489
1998-99	Mookie Blaylock.....	247
1999-00	Jim Jackson.....	507
2000-01	Jason Terry.....	596
2001-02	Shareef Abdur-Rahim.....	598
2002-03	Shareef Abdur-Rahim.....	566
2003-04	Stephen Jackson.....	536
2004-05	Al Harrington.....	453
2005-06	Joe Johnson.....	632
2006-07	Joe Johnson.....	536
2007-08	Joe Johnson.....	647
2008-09	Joe Johnson.....	620
2009-10	Joe Johnson.....	635
2010-11	Joe Johnson.....	514
2011-12	Josh Smith.....	504
2012-13	Al Horford.....	576
2013-14	Paul Millsap.....	483

HAWKS YEARLY LEADERS, CONT.

2010-11	Joe Johnson.....	514
2011-12	Josh Smith.....	504
2012-13	Al Horford.....	576
2013-14	Paul Millsap.....	483

MOST FIELD GOALS ATTEMPTED

1968-69	Lou Hudson.....	1455
1969-70	Lou Hudson.....	1564
1970-71	Lou Hudson.....	1713
1971-72	Lou Hudson.....	1540
1972-73	Pete Maravich.....	1788
1973-74	Pete Maravich.....	1791
1974-75	Tom VanArsdale.....	1269
1975-76	Lou Hudson.....	1205
1976-77	John Drew.....	1416
1977-78	John Drew.....	1236
1978-79	John Drew.....	1375
1979-80	Eddie Johnson.....	1212
1980-81	Eddie Johnson.....	1136
1981-82	Eddie Johnson.....	1011
1982-83	Dominique Wilkins.....	1220
1983-84	Dominique Wilkins.....	1429
1984-85	Dominique Wilkins.....	1891
1985-86	Dominique Wilkins.....	1897
1986-87	Dominique Wilkins.....	1787
1987-88	Dominique Wilkins.....	1957
1988-89	Dominique Wilkins.....	1756
1989-90	Dominique Wilkins.....	1672
1990-91	Dominique Wilkins.....	1640
1991-92	Kevin Willis.....	1224
1992-93	Dominique Wilkins.....	1584
1993-94	Kevin Willis.....	1257
1994-95	Mookie Blaylock.....	1198
1995-96	Steve Smith.....	1143
1996-97	Mookie Blaylock.....	1159
1997-98	Steve Smith.....	1101
1998-99	Mookie Blaylock.....	651
1999-00	Jim Jackson.....	1235
2000-01	Jason Terry.....	1367
2001-02	Shareef Abdur-Rahim.....	1297
2002-03	Glenn Robinson.....	1248
2003-04	Stephen Jackson.....	1261
2004-05	Antoine Walker.....	1013
2005-06	Joe Johnson.....	1395
2006-07	Joe Johnson.....	1139
2007-08	Joe Johnson.....	1497
2008-09	Joe Johnson.....	1420
2009-10	Joe Johnson.....	1386
2010-11	Joe Johnson.....	1161
2011-12	Josh Smith.....	1101
2012-13	Josh Smith.....	1182
2013-14	Paul Millsap.....	1047

FIELD GOAL PERCENTAGE

1968-69	Joe Caldwell.....	507
1969-70	Lou Hudson.....	531
1970-71	Walt Bellamy.....	493
1971-72	Walt Bellamy.....	545
1972-73	Bob Christian.....	548
1973-74	Lou Hudson.....	500
1974-75	Mike Sojourner.....	488
1975-76	John Drew.....	502
1976-77	Joe C. Merriweather.....	526
1977-78	Tom McMillen.....	493
1978-79	Wayne Rollins.....	535
1979-80	Wayne Rollins.....	558
1980-81	Dan Roundfield.....	527
1981-82	Wayne Rollins.....	584
1982-83	Mike Glenn.....	518
1983-84	Mike Glenn.....	563
1984-85	Mike Glenn.....	588

1985-86	Cliff Levingston.....	534
1986-87	Wayne Rollins.....	546
1987-88	Cliff Levingston.....	557
1988-89	Cliff Levingston.....	528
1989-90	Kevin Willis.....	519
1990-91	Kevin Willis.....	504
1991-92	Duane Ferrell.....	524
1992-93	Kevin Willis.....	506
1993-94	Stacey Augmon.....	510
1994-95	Grant Long.....	479
1995-96	Stacey Augmon.....	491
1996-97	Dikembe Mutombo.....	527
1997-98	Dikembe Mutombo.....	537
1998-99	Dikembe Mutombo.....	512
1999-00	Dikembe Mutombo.....	562
2000-01	Dikembe Mutombo.....	477
2001-02	Shareef Abdur-Rahim/Nazr Mohammed.....	461
2002-03	Shareef Abdur-Rahim.....	478
2003-04	Shareef Abdur-Rahim.....	485
2004-05	Josh Childress.....	470
2005-06	Joe Johnson.....	453
2006-07	Joe Johnson.....	471
2007-08	Josh Childress.....	571
2008-09	Al Horford.....	525
2009-10	Al Horford.....	551
2010-11	Al Horford.....	557
2011-12	Jeff Teague.....	476
2012-13	Al Horford.....	543
2013-14	Mike Scott.....	479

MOST 3-PT FIELD GOALS MADE

1979-80	Eddie Johnson.....	5
	James McElroy.....	5
1980-81	Eddie Johnson.....	6
1981-82	Eddie Johnson.....	7
1982-83	Eddie Johnson.....	14
	Wes Matthews.....	14
1983-84	Eddie Johnson.....	16
1984-85	Dominique Wilkins.....	25
1985-86	Dominique Wilkins.....	13
1986-87	Mike McGee.....	86
1987-88	Dominique Wilkins.....	38
1988-89	Glenn Rivers.....	43
1989-90	Dominique Wilkins.....	59
1990-91	Glenn Rivers.....	88
1991-92	Paul Graham.....	55
1992-93	Dominique Wilkins.....	120
1993-94	Mookie Blaylock.....	114
1994-95	Mookie Blaylock.....	199
1995-96	Mookie Blaylock.....	231
1996-97	Mookie Blaylock.....	221
1997-98	Steve Smith.....	97
1998-99	Mookie Blaylock.....	77
1999-00	Jim Jackson.....	117
2000-01	Jason Terry.....	124
2001-02	Jason Terry.....	172
2002-03	Jason Terry.....	160
2003-04	Jason Terry.....	146
2004-05	Antoine Walker.....	85
2005-06	Joe Johnson.....	128
2006-07	Joe Johnson.....	119
2007-08	Joe Johnson.....	169
2008-09	Mike Bibby.....	167
2009-10	Jamal Crawford.....	163
2010-11	Jamal Crawford.....	119
2011-12	Joe Johnson.....	125
2012-13	Kyle Korver.....	189
2013-14	Kyle Korver.....	185



HAWKS YEARLY LEADERS, CONT.

MOST 3-PT FIELD GOALS ATTEMPTED

1979-80	Eddie Johnson	13
1980-81	Charlie Criss	21
1981-82	Eddie Johnson	30
1982-83	Wes Matthews	48
1983-84	Eddie Johnson	43
1984-85	Dominique Wilkins	81
1985-86	Dominique Wilkins	70
1986-87	Mike McGee	229
1987-88	Dominique Wilkins	129
1988-89	Glenn Rivers	124
1989-90	Dominique Wilkins	183
1990-91	Glenn Rivers	262
1991-92	Paul Graham	141
1992-93	Dominique Wilkins	316
1993-94	Mookie Blaylock	341
1994-95	Mookie Blaylock	555
1995-96	Mookie Blaylock	623
1996-97	Mookie Blaylock	604
1997-98	Mookie Blaylock	334
1998-99	Mookie Blaylock	251
1999-00	Jim Jackson	303
2000-01	Jason Terry	314
2001-02	Jason Terry	444
2002-03	Jason Terry	431
2003-04	Stephen Jackson	427
2004-05	Antoine Walker	268
2005-06	Joe Johnson	360
2006-07	Joe Johnson	312
2007-08	Joe Johnson	444
2008-09	Mike Bibby	428
2009-10	Jamal Crawford	427
2010-11	Jamal Crawford	349
2011-12	Joe Johnson	322
2012-13	Kyle Korver	414
2013-14	Kyle Korver	392

3-PT PERCENTAGE

MINIMUM 55 3FG MADE, 45 IN 2011-12

1979-80	Eddie Johnson (5-13)	385
1980-81	Eddie Johnson (6-20)	300
1981-82	Mike Glenn (1-2)	500
1982-83	Eddie Johnson (14-41)	341
1983-84	Mike Glenn (1-2)	500
1984-85	Glenn Rivers (15-36)	417
1985-86	Scott Hastings (3-4)	750
1986-87	Mike McGee	376
1987-88	Cliff Levingston (1-2)	500
1988-89	Glenn Rivers (43-124)	347
1989-90	Dominique Wilkins	322
1990-91	Dominique Wilkins	341
1991-92	Paul Graham	390
1992-93	Dominique Wilkins	380
1993-94	Craig Ehlo	348
1994-95	Mookie Blaylock	359
1995-96	Mookie Blaylock/Craig Ehlo	371
1996-97	Henry James	420
1997-98	Eldridge Recasner	419
1998-99	Steve Smith	338
1999-00	Jim Jackson	386
2000-01	Jason Terry	395
2001-02	Jason Terry	387
2002-03	Jason Terry	371
2003-04	Jason Terry	347
2004-05	Tony Delk	356
2005-06	Tyrone Lue	457
2006-07	Joe Johnson	381
2007-08	Joe Johnson	381
2008-09	Maurice Evans	395

2009-10	Mike Bibby	389
2010-11	Mike Bibby	441
2011-12	Willie Green	442
2012-13	Kyle Korver	457
2013-14	Kyle Korver	472

MOST FREE THROWS MADE

1968-69	Zelmo Beaty	370
1969-70	Joe Caldwell	379
1970-71	Pete Maravich	404
1971-72	Pete Maravich	355
1972-73	Pete Maravich	485
1973-74	Pete Maravich	469
1974-75	John Drew	388
1975-76	John Drew	488
1976-77	John Drew	412
1977-78	John Drew	437
1978-79	John Drew	495
1979-80	John Drew	489
1980-81	John Drew	454
1981-82	John Drew	364
1982-83	Dan Roundfield	337
1983-84	Dominique Wilkins	382
1984-85	Dominique Wilkins	486
1985-86	Dominique Wilkins	577
1986-87	Dominique Wilkins	607
1987-88	Dominique Wilkins	541
1988-89	Moses Malone	561
1989-90	Moses Malone	493
1990-91	Dominique Wilkins	476
1991-92	Dominique Wilkins	294
1992-93	Dominique Wilkins	519
1993-94	Stacey Augmon	333
1994-95	Steve Smith	295
1995-96	Christian Laettner	324
1996-97	Christian Laettner	359
1997-98	Steve Smith	389
1998-99	Dikembe Mutombo	195
1999-00	Dikembe Mutombo	298
2000-01	Jason Terry	303
2001-02	Shareef Abdur-Rahim	419
2002-03	Shareef Abdur-Rahim	455
2003-04	Shareef Abdur-Rahim	294
2004-05	Al Harrington	236
2005-06	Zaza Pachulia	297
2006-07	Zaza Pachulia	293
2007-08	Marvin Williams	336
2008-09	Joe Johnson	299
2009-10	Jamal Crawford	270
2010-11	Josh Smith	229
2011-12	Josh Smith	203
2012-13	Jeff Teague	199
2013-14	Jeff Teague	318

MOST FREE THROWS ATTEMPTED

1968-69	Zelmo Beaty	506
1969-70	Joe Caldwell	551
1970-71	Walt Bellamy	556
1971-72	Walt Bellamy	581
1972-73	Pete Maravich	606
1973-74	Pete Maravich	568
1974-75	John Drew	544
1975-76	John Drew	656
1976-77	John Drew	577
1977-78	John Drew	575
1978-79	John Drew	677
1979-80	John Drew	646
1980-81	John Drew	577
1981-82	John Drew	491

HAWKS YEARLY LEADERS, CONT.

MOST FREE THROWS ATTEMPTED (CONT.)

1982-83	Dan Roundfield	450
1983-84	Dominique Wilkins	496
1984-85	Dominique Wilkins	603
1985-86	Dominique Wilkins	705
1986-87	Dominique Wilkins	742
1987-88	Dominique Wilkins	655
1988-89	Moses Malone	711
1989-90	Moses Malone	631
1990-91	Dominique Wilkins	574
1991-92	Kevin Willis	363
1992-93	Dominique Wilkins	627
1993-94	Stacey Augmon	436
1994-95	Steve Smith	349
1995-96	Christian Laettner	396
1996-97	Christian Laettner	440
1997-98	Steve Smith	455
1998-99	Dikembe Mutombo	285
1999-00	Dikembe Mutombo	421
2000-01	Jason Terry	358
2001-02	Shareef Abdur-Rahim	523
2002-03	Shareef Abdur-Rahim	541
2003-04	Shareef Abdur-Rahim	334
2004-05	Al Harrington	351
2005-06	Zaza Pachulia	404
2006-07	Josh Smith	387
2007-08	Josh Smith	469
2008-09	Joe Johnson	362
2009-10	Josh Smith	422
2010-11	Josh Smith	316
2011-12	Josh Smith	322
2012-13	Josh Smith	321
2013-14	Paul Millsap	391

FREE THROW PERCENTAGE

(MINIMUM 125 FT MADE, 101 IN 2011-12)

1968-69	Lou Hudson	777
1969-70	Butch Beard	828
1970-71	Len Chappell	811
1971-72	Herr Gilliam	838
1972-73	Lou Hudson	825
1973-74	Lou Hudson	836
1974-75	John Wetzel	883
1975-76	Lou Hudson	814
1976-77	Lou Hudson	840
1977-78	Ollie Johnson	854
1978-79	Tom McMillen	891
1979-80	Armond Hill	849
1980-81	Charlie Criss	865
1981-82	Tom McMillen	824
1982-83	Mike Glenn	831
1983-84	Johnny Davis	848
1984-85	Mike Glenn	816
1985-86	Scott Hastings	857
1986-87	Glenn Rivers	828
1987-88	Wayne Rollins	875
1988-89	Anthony "Spud" Webb	867
1989-90	Anthony "Spud" Webb	871
1990-91	Anthony "Spud" Webb	868
1991-92	Kevin Willis	804
1992-93	Dominique Wilkins	828
1993-94	Duane Ferrell	783
1994-95	Steve Smith	845
1995-96	Steve Smith	826
1996-97	Steve Smith	847
1997-98	Christian Laettner	864
1998-99	Steve Smith	849
1999-00	Jim Jackson	877
2000-01	Jason Terry	846
2001-02	Jason Terry	835
2002-03	Jason Terry	887

2003-04	Shareef Abdur-Rahim	880
2004-05	Tyrone Lue	871
2005-06	Joe Johnson	791
2006-07	Tyrone Lue	883
2007-08	Joe Johnson	834
2008-09	Joe Johnson	826
2009-10	Jamal Crawford	857
2010-11	Jamal Crawford	854
2011-12	Joe Johnson	849
2012-13	Jeff Teague	881
2013-14	Lou Williams	849

MOST DEFENSIVE REBOUNDS

1973-74	Jim Washington	528
1974-75	John Drew	479
1975-76	John Drew	374
1976-77	John Drew	395
1977-78	Steve Hawes	510
1978-79	Dan Roundfield	539
1979-80	Dan Roundfield	544
1980-81	Dan Roundfield	403
1981-82	Dan Roundfield	494
1982-83	Dan Roundfield	621
1983-84	Dan Roundfield	515
1984-85	Kevin Willis	345
1985-86	Kevin Willis	461
1986-87	Kevin Willis	528
1987-88	Wayne Rollins	317
1988-89	Moses Malone	570
1989-90	Moses Malone	448
1990-91	Dominique Wilkins	471
1991-92	Kevin Willis	840
1992-93	Kevin Willis	693
1993-94	Kevin Willis	628
1994-95	Grant Long	405
1995-96	Grant Long	540
1996-97	Dikembe Mutombo	661
1997-98	Dikembe Mutombo	656
1998-99	Dikembe Mutombo	418
1999-00	Dikembe Mutombo	853
2000-01	Dikembe Mutombo	505
2001-02	Shareef Abdur-Rahim	498
2002-03	Shareef Abdur-Rahim	502
2003-04	Shareef Abdur-Rahim	354
2004-05	Antoine Walker	371
2005-06	Al Harrington	391
2006-07	Josh Smith	456
2007-08	Al Horford	537
2008-09	Al Horford	479
2009-10	Al Horford	563
2010-11	Al Horford	536
2011-12	Josh Smith	496
2012-13	Al Horford	562
2013-14	Paul Millsap	473



HAWKS YEARLY LEADERS, CONT.

MOST ASSISTS

1968-69	Joe Caldwell	320
1969-70	Walt Hazzard	561
1970-71	Walt Hazzard	514
1971-72	Pete Maravich	393
1972-73	Pete Maravich	546
1973-74	Pete Maravich	396
1974-75	Dean Meminger	397
1975-76	Tom Henderson	374
1976-77	Armond Hill	403
1977-78	Armond Hill	427
1978-79	Armond Hill	480
1979-80	Armond Hill	424
1980-81	Eddie Johnson	407
1981-82	Rory Sparrow	424
1982-83	Eddie Johnson	318
1983-84	Eddie Johnson	326
1984-85	Eddie Johnson	566
1985-86	Glenn Rivers	443
1986-87	Glenn Rivers	823
1987-88	Glenn Rivers	747
1988-89	Glenn Rivers	525
1989-90	Anthony "Spud" Webb	477
1990-91	Anthony "Spud" Webb	417
1991-92	Rumeal Robinson	446
1992-93	Mookie Blaylock	671
1993-94	Mookie Blaylock	789
1994-95	Mookie Blaylock	616
1995-96	Mookie Blaylock	478
1996-97	Mookie Blaylock	463
1997-98	Mookie Blaylock	469
1998-99	Mookie Blaylock	278
1999-00	Jason Terry	346
2000-01	Jason Terry	403
2001-02	Jason Terry	444
2002-03	Jason Terry	600
2003-04	Jason Terry	437
2004-05	Josh Childress	151
2005-06	Joe Johnson	536
2006-07	Joe Johnson	249
2007-08	Joe Johnson	474
2008-09	Joe Johnson	455
2009-10	Joe Johnson	369
2010-11	Joe Johnson	338
2011-12	Jeff Teague	321
2012-13	Jeff Teague	579
2013-14	Jeff Teague	528

MOST REBOUNDS

1968-69	Bill Bridges	1132
1969-70	Bill Bridges	1181
1970-71	Bill Bridges	1233
1971-72	Walt Bellamy	1049
1972-73	Walt Bellamy	964
1973-74	Walt Bellamy	740
1974-75	John Drew	836
1975-76	John Drew	660
1976-77	John Drew	675
1977-78	Steve Hawes	690
1978-79	Dan Roundfield	865
1979-80	Dan Roundfield	837
1980-81	Dan Roundfield	634
1981-82	Dan Roundfield	721
1982-83	Dan Roundfield	880
1983-84	Dan Roundfield	721
1984-85	Cliff Levingston	566
1985-86	Kevin Willis	704
1986-87	Kevin Willis	849
1987-88	Kevin Willis	547
1988-89	Moses Malone	956

1989-90	Moses Malone	812
1990-91	Dominique Wilkins	732
1991-92	Kevin Willis	1258
1992-93	Kevin Willis	1028
1993-94	Kevin Willis	963
1994-95	Grant Long	595
1995-96	Grant Long	788
1996-97	Dikembe Mutombo	929
1997-98	Dikembe Mutombo	932
1998-99	Dikembe Mutombo	610
1999-00	Dikembe Mutombo	1157
2000-01	Dikembe Mutombo	693
2001-02	Shareef Abdur-Rahim	696
2002-03	Shareef Abdur-Rahim	677
2003-04	Stephen Jackson	370
2004-05	Josh Childress	482
2005-06	Zaza Pachulia	613
2006-07	Josh Smith	621
2007-08	Al Horford	785
2008-09	Al Horford	624
2009-10	Al Horford	799
2010-11	Al Horford	718

REBOUND AVERAGE

1968-69	Bill Bridges	14.2
1969-70	Bill Bridges	14.4
1970-71	Bill Bridges	15.0
1971-72	Walt Bellamy	12.8
1972-73	Walt Bellamy	13.2
1973-74	Jim Washington	10.1
1974-75	John Drew	10.7
1975-76	John Drew	8.6
1976-77	John Drew	9.1
1977-78	Steve Hawes	9.2
1978-79	Dan Roundfield	10.8
1979-80	Dan Roundfield	10.3
1980-81	Dan Roundfield	10.1
1981-82	Dan Roundfield	11.8
1982-83	Dan Roundfield	11.4
1983-84	Dan Roundfield	9.9
1984-85	Cliff Levingston	7.6
1985-86	Kevin Willis	8.6
1986-87	Kevin Willis	10.5
1987-88	Kevin Willis	7.3
1988-89	Moses Malone	11.8
1989-90	Moses Malone	10.0
1990-91	Dominique Wilkins	9.0
1991-92	Kevin Willis	15.5
1992-93	Kevin Willis	12.9
1993-94	Kevin Willis	12.0
1994-95	Grant Long	7.5
1995-96	Grant Long	9.6
1996-97	Dikembe Mutombo	11.6
1997-98	Dikembe Mutombo	11.4
1998-99	Dikembe Mutombo	12.2
1999-00	Dikembe Mutombo	14.1
2000-01	Dikembe Mutombo	14.1
2001-02	Shareef Abdur-Rahim	9.0
2002-03	Shareef Abdur-Rahim	8.4
2003-04	Stephen Jackson	4.6
2004-05	Josh Smith	6.2
2005-06	Zaza Pachulia	7.9
2006-07	Josh Smith	8.6
2007-08	Al Horford	9.7
2008-09	Zaza Pachulia	5.7
2009-10	Al Horford	9.9
2010-11	Al Horford	9.3
2011-12	Josh Smith	9.6
2012-13	Al Horford	10.2
2013-14	Paul Millsap	8.5

HAWKS YEARLY LEADERS, CONT.

OFFENSIVE REBOUNDS

1973-74	Walt Bellamy	264
1974-75	John Drew	357
1975-76	John Drew	286
1976-77	John Drew	280
1977-78	John Drew	213
1978-79	Dan Roundfield	326
1979-80	Dan Roundfield	293
1980-81	Dan Roundfield	231
1981-82	Dan Roundfield	227
1982-83	Dan Roundfield	259
1983-84	Dominique Wilkins	254
1984-85	Cliff Levingston	230
1985-86	Dominique Wilkins	261
1986-87	Kevin Willis	321
1987-88	Kevin Willis	235
1988-89	Moses Malone	386
1989-90	Moses Malone	364
1990-91	Moses Malone	271
1991-92	Kevin Willis	418
1992-93	Kevin Willis	335
1993-94	Kevin Willis	335
1994-95	Grant Long	190
1995-96	Grant Long	248
1996-97	Dikembe Mutombo	268
1997-98	Dikembe Mutombo	276
1998-99	Dikembe Mutombo	192
1999-00	Dikembe Mutombo	304
2000-01	Dikembe Mutombo	188
2001-02	Nazr Mohammed	242
2002-03	Shareef Abdur-Rahim	175
2003-04	Shareef Abdur-Rahim	141
2004-05	Josh Childress	195
2005-06	Zaza Pachulia	264
2006-07	Zaza Pachulia	199
2007-08	Al Horford	248
2008-09	Zaza Pachulia	173
2009-10	Al Horford	236
2010-11	Al Horford	182
2011-12	Zaza Pachulia	154
2012-13	Al Horford	195
2013-14	Paul Millsap	154

MOST PERSONAL FOULS

1968-69	Bill Bridges	290
1969-70	Bill Bridges	292
1970-71	Bill Bridges	317
1971-72	Don Adams	259
1972-73	George Trapp	274
1973-74	Pete Maravich	261
1974-75	John Drew	274
1975-76	John Drew	261
1976-77	Joe C. Meriweather	324
1977-78	Wayne Rollins	326
1978-79	Dan Roundfield	358
1979-80	Wayne Rollins	322
1980-81	Steve Hawes	289
1981-82	Wayne Rollins	285
1982-83	Wayne Rollins	294
1983-84	Wayne Rollins	294
1984-85	Glenn Rivers	250
1985-86	Jon Koncak	296
1986-87	Kevin Willis	313
1987-88	Cliff Levingston	287
1988-89	Cliff Levingston	270
1989-90	Kevin Willis	259
1990-91	Jon Koncak	265
1991-92	Blair Rasmussen	233
1992-93	Jon Koncak, Kevin Willis	264
1993-94	Kevin Willis	250

1994-95	Andrew Lang	271
1995-96	Christian Laetner	276
1996-97	Christian Laetner	277
1997-98	Dikembe Mutombo	254
1998-99	Dikembe Mutombo	145
1999-00	Dikembe Mutombo	248
2000-01	Lorenzen Wright	232
2001-02	Nazr Mohammed	252
2002-03	Theo Ratliff	271
2003-04	Stephen Jackson	216
2004-05	Al Harrington	249
2005-06	Al Harrington	301
2006-07	Zaza Pachulia	267
2007-08	Josh Smith	269
2008-09	Zaza Pachulia	208
2009-10	Josh Smith	240
2010-11	Josh Smith	217
2011-12	Zaza Pachulia/Josh Smith	172
2012-13	Jeff Teague	181
2013-14	Paul Millsap	210

MOST DISQUALIFICATIONS

1973-74	Lou Hudson	160
1974-75	John Drew	119
1975-76	John Drew	138
1976-77	Ken Charles	141
1977-78	Armond Hill	151
1978-79	John Drew	128
1979-80	Eddie Johnson	120
1980-81	Eddie Johnson	126
1981-82	Eddie Johnson	102
1982-83	Dominique Wilkins	84
1983-84	Glenn Rivers	127
1984-85	Glenn Rivers	163
1985-86	Dominique Wilkins	138
1986-87	Glenn Rivers	171
1987-88	Glenn Rivers	140
1988-89	Glenn Rivers	181
1989-90	Dominique Wilkins	126
1990-91	Glenn Rivers	148
1991-92	Stacey Augmon	124
1992-93	Mookie Blaylock	203
1993-94	Mookie Blaylock	212
1994-95	Mookie Blaylock	200
1995-96	Mookie Blaylock	212
1996-97	Mookie Blaylock	212
1997-98	Mookie Blaylock	183
1998-99	Mookie Blaylock	99
1999-00	Jason Terry	90
2000-01	Jason Terry	104
2001-02	Jason Terry	144
2002-03	Jason Terry	126
2003-04	Stephen Jackson	142
2004-05	Al Harrington	85
2005-06	Joe Johnson	103
2006-07	Josh Smith	101
2007-08	Josh Smith	123
2008-09	Mike Bibby	98
2009-10	Josh Smith	130
2010-11	Josh Smith	99
2011-12	Jeff Teague	106
2012-13	Jeff Teague	117
2013-14	Paul Millsap	129



HAWKS YEARLY LEADERS, CONT.

MOST DISQUALIFICATIONS (CONT.)	
2011-12	Josh Smith 3
2012-13	Al Horford 2
2013-14	Paul Millsap 3

MOST STEALS

1973-74	Lou Hudson 160
1974-75	John Drew 119
1975-76	John Drew 138
1976-77	Ken Charles 141
1977-78	Armond Hill 151
1978-79	John Drew 128
1979-80	Eddie Johnson 120
1980-81	Eddie Johnson 126
1981-82	Eddie Johnson 102
1982-83	Dominique Wilkins 84
1983-84	Glenn Rivers 127
1984-85	Glenn Rivers 163
1985-86	Dominique Wilkins 138
1986-87	Glenn Rivers 171
1987-88	Glenn Rivers 140
1988-89	Glenn Rivers 181
1989-90	Dominique Wilkins 126
1990-91	Glenn Rivers 148
1991-92	Stacey Augmon 124
1992-93	Mookie Blaylock 203
1993-94	Mookie Blaylock 212
1994-95	Mookie Blaylock 200
1995-96	Mookie Blaylock 212
1996-97	Mookie Blaylock 212
1997-98	Mookie Blaylock 183
1998-99	Mookie Blaylock 99
1999-00	Jason Terry 90
2000-01	Jason Terry 104
2001-02	Jason Terry 144
2002-03	Jason Terry 126
2003-04	Stephen Jackson 142
2004-05	Al Harrington 85
2005-06	Joe Johnson 103
2006-07	Josh Smith 101
2007-08	Josh Smith 123
2008-09	Mike Bibby 98
2009-10	Josh Smith 130
2010-11	Josh Smith 99
2011-12	Jeff Teague 106
2012-13	Jeff Teague 117
2013-14	Paul Millsap 129

MOST BLOCKED SHOTS

1973-74	Jim Washington 74
1974-75	Mike Sojourner 57
1975-76	Dwight Jones 61
1976-77	Joe C. Meriweather 82
1977-78	Wayne Rollins 218
1978-79	Wayne Rollins 254
1979-80	Wayne Rollins 244
1980-81	Dan Roundfield 119
1981-82	Wayne Rollins 224
1982-83	Wayne Rollins 343
1983-84	Wayne Rollins 277
1984-85	Wayne Rollins 167
1985-86	Wayne Rollins 167
1986-87	Wayne Rollins 140
1987-88	Wayne Rollins 132
1988-89	Moses Malone 100
1989-90	Moses Malone 84
1990-91	Dominique Wilkins 65
1991-92	Jon Koncak 67
1992-93	Jon Koncak 100
1993-94	Jon Koncak 125

1994-95	Andrew Lang 144
1995-96	Christian Laettner 71
1996-97	Dikembe Mutombo 264
1997-98	Dikembe Mutombo 277
1998-99	Dikembe Mutombo 147
1999-00	Dikembe Mutombo 269
2000-01	Dikembe Mutombo 137
2001-02	Shareef Abdur-Rahim 81
2002-03	Theo Ratliff 262
2003-04	Theo Ratliff 166
2004-05	Josh Smith 144
2005-06	Josh Smith 208
2006-07	Josh Smith 207
2007-08	Josh Smith 227
2008-09	Josh Smith 111
2009-10	Josh Smith 172
2010-11	Josh Smith 120
2011-12	Josh Smith 115
2012-13	Josh Smith 136
2013-14	Elton Brand 88

MOST POINTS

1968-69	Lou Hudson 1770
1969-70	Lou Hudson 2031
1970-71	Lou Hudson 2039
1971-72	Lou Hudson 1899
1972-73	Pete Maravich 2063
1973-74	Pete Maravich 2107
1974-75	John Drew 1442
1975-76	John Drew 1660
1976-77	John Drew 1790
1977-78	John Drew 1623
1978-79	John Drew 1795
1979-80	John Drew 1559
1980-81	John Drew 1454
1981-82	John Drew 1298
1982-83	Dan Roundfield 1464
1983-84	Dominique Wilkins 1750
1984-85	Dominique Wilkins 2217
1985-86	Dominique Wilkins 2366
1986-87	Dominique Wilkins 2294
1987-88	Dominique Wilkins 2397
1988-89	Dominique Wilkins 2099
1989-90	Dominique Wilkins 2138
1990-91	Dominique Wilkins 2101
1991-92	Kevin Willis 1480
1992-93	Dominique Wilkins 2121
1993-94	Kevin Willis 1531
1994-95	Mookie Blaylock 1373
1995-96	Steve Smith 1446
1996-97	Christian Laettner 1486
1997-98	Steve Smith 1464
1998-99	Steve Smith 672
1999-00	Jim Jackson 1317
2000-01	Jason Terry 1619
2001-02	Shareef Abdur-Rahim 1636
2002-03	Shareef Abdur-Rahim 1608
2003-04	Stephen Jackson 1450
2004-05	Josh Childress 807
2005-06	Joe Johnson 1653
2006-07	Joe Johnson 1426
2007-08	Joe Johnson 1779
2008-09	Joe Johnson 1688
2009-10	Joe Johnson 1619
2010-11	Joe Johnson 1312
2011-12	Josh Smith 1239
2012-13	Josh Smith 1327
2013-14	Paul Millsap 1328

HAWKS YEARLY LEADERS, CONT.

SCORING AVERAGE

(MINIMUM 70 GAMES OR 1400 POINTS, 57 GAMES OR 1127 POINTS IN 2011-12)

1968-69	Lou Hudson 21.9
1969-70	Lou Hudson 25.4
1970-71	Lou Hudson 26.8
1971-72	Lou Hudson 24.7
1972-73	Lou Hudson 27.1
1973-74	Pete Maravich 27.7
1974-75	John Drew 18.5
1975-76	John Drew 21.6
1976-77	John Drew 24.2
1977-78	John Drew 23.2
1978-79	John Drew 22.7
1979-80	John Drew 19.5
1980-81	John Drew 21.7
1981-82	Dan Roundfield 18.6
1982-83	Dan Roundfield 19.0
1983-84	Dominique Wilkins 21.6
1984-85	Dominique Wilkins 27.4
1985-86	Dominique Wilkins 30.3
1986-87	Dominique Wilkins 29.0
1987-88	Dominique Wilkins 30.7
1988-89	Dominique Wilkins 26.2

1989-90	Dominique Wilkins 26.7
1990-91	Dominique Wilkins 25.9
1991-92	Kevin Willis 18.3
1992-93	Dominique Wilkins 29.9
1993-94	Kevin Willis 19.1
1994-95	Mookie Blaylock 17.2
1995-96	Steve Smith 18.1
1996-97	Steve Smith 20.1
1997-98	Steve Smith 20.1
1998-99	Steve Smith 18.7
1999-00	Jim Jackson 16.7
2000-01	Jason Terry 19.7
2001-02	Shareef Abdur-Rahim 21.2
2002-03	Glenn Robinson 20.8
2003-04	Stephen Jackson 18.1
2004-05	Josh Childress 10.1
2005-06	Joe Johnson 20.2
2006-07	Joe Johnson 25.0
2007-08	Joe Johnson 21.7
2008-09	Joe Johnson 21.4
2009-10	Joe Johnson 21.3
2010-11	Joe Johnson 18.2
2011-12	Joe Johnson/Josh Smith 18.8
2012-13	Josh Smith 17.5
2013-14	Paul Millsap 17.9



Al Horford & Pero Antic



HAWKS INDIVIDUAL RECORDS (*) NBA Record

Category Player Opponent Years/Date

MOST POINTS

Career.....	23,292	Dominique Wilkins	1982-94
Season.....	2,397	Dominique Wilkins	1987-88
Game.....	57	Dominique Wilkins vs. Chicago	12-10-86
		Dominique Wilkins vs. New Jersey	4-10-86
		Lou Hudson vs. Chicago at Auburn, AL	11-10-69
		Bob Pettit at Detroit	2-18-61
Half.....	36	Dominique Wilkins vs. Sacramento	2-16-88
Quarter.....	28	Dominique Wilkins vs. Sacramento	2-16-88
Overtime.....	13	Steve Smith vs. Washington	1-24-97
		Joe Caldwell vs. Cincinnati	2-18-70

HIGHEST SCORING AVERAGE

Career.....	26.4	Dominique Wilkins	1982-94
	26.4	Bob Pettit	1954-65
Season.....	30.7	Dominique Wilkins	1987-88

MOST FIELD GOALS MADE

Career.....	8,752	Dominique Wilkins	1982-94
Season.....	909	Dominique Wilkins	1987-88
Game.....	25	Lou Hudson vs. Chicago at Auburn, AL	11-10-69
		Bob Pettit at Detroit	2-08-61
Half.....	15	Lou Hudson vs. Chicago at Auburn, AL	11-10-69
		John Drew vs. Denver	12-20-78
Quarter.....	12	Cliff Hagan at New York	2-04-58

MOST FIELD GOALS ATTEMPTED

Career.....	18,743	Dominique Wilkins	1982-94
Season.....	1,957	Dominique Wilkins	1987-88
Game.....	43	Bob Pettit at Philadelphia	12-06-61
Half.....	30	Bob Pettit at Philadelphia	12-06-61
Quarter.....	19	Bob Pettit at Philadelphia	12-06-61

HIGHEST FIELD GOAL PERCENTAGE

Career.....	.553	Mike Glenn	1981-85
Season.....	.588	Mike Glenn	1984-85

MOST 3-POINT FIELD GOALS MADE

Career.....	1,050	Mookie Blaylock	1992-99
Season.....	231	Mookie Blaylock	1995-96
Game.....	9	Steve Smith vs. Seattle	3-14-97
Half.....	8	Kyle Korver vs. Boston	1-25-13
Quarter.....	7	Henry James vs. New Jersey	4-15-97
		Steve Smith vs. Seattle	3-14-97

MOST 3-POINT FIELD GOALS ATTEMPTED

Career.....	3,023	Mookie Blaylock	1992-99
Season.....	623	Mookie Blaylock	1995-96
Game.....	16	Mookie Blaylock vs. Cleveland	3-01-96
		Mookie Blaylock vs. Houston	3-13-95
Half.....	11	Mookie Blaylock vs. Cleveland	3-01-96
Quarter.....	9	Henry James vs. New Jersey	4-15-97

MOST FREE THROWS MADE

Career.....	6,182	Bob Pettit	1954-65
Season.....	607	Dominique Wilkins	1986-87
Game.....	23	Dominique Wilkins vs. Chicago	12-08-92
Half.....	16	Pete Maravich at Chicago	1-09-73
Quarter.....	14	Pete Maravich vs. Buffalo	11-28-73

HAWKS INDIVIDUAL RECORDS, CONT. (*) NBA Record

Category Player Opponent Years/Date

MOST FREE THROWS ATTEMPTED

Career.....	8,119	Bob Pettit	1954-65
Season.....	901	Bob Pettit	1961-62
Game.....	28	John Drew at Phoenix	4-05-77
Half.....	18	John Drew at Phoenix	2-09-78
		John Drew at Phoenix	4-05-77
Quarter.....	16	Pete Maravich at Chicago	1-02-73

CONSECUTIVE FREE THROWS MADE

Season.....	47	Tom McMillen	1978-79
Game.....	(*) 23	Dominique Wilkins vs. Chicago	12-08-92

HIGHEST FREE THROW PERCENTAGE

Career.....	.882	Salim Stoudamire	2005-08
Season.....	.891	Tom McMillen	1978-79

MOST REBOUNDS

Career.....	12,849	Bob Pettit	1954-65
Season.....	1,540	Bob Pettit	1960-61
Game.....	1,258	Kevin Willis (with St. Louis)	1991-92
		Kevin Willis (with Atlanta)	1991-92
Half.....	35	Bob Pettit vs. Cincinnati	3-02-58
		Bob Pettit vs. Minneapolis at New York	1-04-56
Quarter.....	21	Bob Pettit vs. Cincinnati	3-02-58
		Zelmo Beaty vs. Boston	2-14-69

MOST OFFENSIVE REBOUNDS

Career.....	2,615	Kevin Willis	1984-94, 2004-05
Season.....	418	Kevin Willis	1991-92
Game.....	16	Kevin Willis vs. Washington	2-19-92
		Walt Bellamy vs. Buffalo	12-11-73
Half.....	11	Kevin Willis vs. Washington	2-19-92
Quarter.....	7	Zaza Pachulia at Milwaukee	2-23-13

MOST DEFENSIVE REBOUNDS

Career.....	4,717	Kevin Willis	1984-94, 2004-05
Season.....	853	Dikembe Mutombo	1999-00
Game.....	20	Dikembe Mutombo vs. Orlando	1-06-01
		Kevin Willis vs. Dallas	12-03-91
Half.....	15	Kevin Willis vs. Seattle	2-03-92
Quarter.....	12	Kevin Willis vs. Seattle	2-03-92

HIGHEST REBOUNDING AVERAGE

Career.....	16.2	Bob Pettit	1954-65
Season.....	20.3	Bob Pettit	1960-61

MOST ASSISTS

Career.....	3,866	Glenn Rivers	1983-91
Season.....	823	Glenn Rivers	1986-87
Game.....	23	Mookie Blaylock vs. Utah	3-06-93
Half.....	16	Glenn Rivers vs. Phoenix	3-08-88
Quarter.....	11	John McCarthy vs. Detroit	3-08-60

HIGHEST ASSISTS AVERAGE

Career.....	7.3	Mookie Blaylock	1992-99
Season.....	10.0	Glenn Rivers	1986-87

MOST STEALS

Career.....	1,321	Mookie Blaylock	1992-99
Season.....	212	Mookie Blaylock	1993-94, 1995-96, 1996-97
Game.....	10	Mookie Blaylock vs. Philadelphia	4-14-98
Half.....	7	Mookie Blaylock vs. Minnesota	3-01-94
Quarter.....	6	Mookie Blaylock vs. Minnesota	3-01-94



HAWKS INDIVIDUAL RECORDS, CONT. (*) NBA Record

Category Player Opponent Years/Date

MOST BLOCKED SHOTS

Career	2,283	Wayne Rollins	1977-88
Season	343	Wayne Rollins	1982-83
Game	12	Wayne Rollins vs. Portland	2-21-79
Half	8	Josh Smith vs. Philadelphia	2-04-08
	8	Wayne Rollins vs. Cleveland	3-29-83
Quarter	6	Josh Smith vs. Philadelphia	2-04-08
	6	Antoine Carr vs. New York	3-11-88
	6	Wayne Rollins vs. New Jersey	12-03-82

MOST TURNOVERS

Career	2,286	Dominique Wilkins	1982-95
Season	267	Joe Johnson	2005-06
Game	(*) 14	John Drew at New Jersey	3-01-78
Half	9	John Drew at New Jersey	3-01-78
Quarter	6	Joe Johnson at Philadelphia	3-22-06
	6	John Drew at New Jersey	3-01-78

MOST MINUTES PLAYED

Career	32,545	Dominique Wilkins	1982-94
Season	3,343	Joe Johnson	2007-08

MOST GAMES PLAYED

Career	882	Dominique Wilkins	1982-95
Season	82	achieved 58 times	

MOST PERSONAL FOULS

Career	2,924	Wayne Rollins	1977-88
Season	366	Bill Bridges	1967-68
Game	(*) 8	Don Otten Tri-Cities at Sheboygan	11-24-49

MOST DISQUALIFICATIONS

Career	88	Wayne Rollins	1977-88
Season	21	Joe C. Meriweather	1976-77

TEAM RECORDS (*) NBA Record

Category Opponent Years/Date

MOST POINTS

Season	9,646		1969-70
Game	155	at San Diego	2-11-70
	155	vs. New York	1-24-60
Half	97	at San Diego	2-11-70
Quarter	54	at San Diego	2-11-70
Overtime	20	at Detroit	1-27-12
	20	vs. Toronto	4-02-08

MOST FIELD GOALS MADE

Season	3,817		1969-70
Game	64	vs. Philadelphia	1-30-93
Half	40	at San Antonio	11-27-79
Quarter	23	vs. Detroit	12-06-60

MOST FIELD GOALS ATTEMPTED

Season	8,804		1960-61
Game	134	at Philadelphia	12-06-61
Half	68	vs. Chicago	10-28-61
Quarter	36	vs. New York	1-24-60

HIGHEST SCORING AVERAGE

Season	119.9		1961-62
--------	-------	--	---------

Category Opponent Years/Date

HIGHEST FIELD GOAL PCT.

Season	.490		1985-86
--------	------	--	---------

MOST FREE THROWS MADE

Season	2,273		1961-62
Game	49	vs. Detroit	3-07-59
Half	31	vs. New York	12-14-57
Quarter	(*) 26	at Milwaukee	3-03-91

MOST FREE THROWS ATTEMPTED

Season	3,111		1967-68
Game	64	vs. Boston	2-15-70
Half	40	at Phoenix	2-09-78
Quarter	29	vs. Syracuse	12-21-57

HIGHEST FREE THROW PCT.

Season	.800		1988-89, 1990-91
--------	------	--	------------------

TEAM RECORDS, CONT. (*) NBA Record

Category Opponent Years/Date

MOST 3-PT. FIELD GOALS MADE

Season	768		2013-14
Game	19	at Dallas	12-17-96
Half	10	vs. New Jersey	1-06-10
		vs. New Jersey	4-12-04
		at Dallas	12-17-96
Quarter	8	vs. Indiana	4-07-95

MOST 3-PT. FIELD GOALS ATTEMPTED

Season	2,116		2013-14
Game	39	at Orlando	12-29-13
	39	vs. Charlotte	12-28-13
Half	21	vs. Boston	1-25-13
Quarter	13	6x, most recent at Orlando	12-29-13

MOST REBOUNDS

Season	5,231		1960-61
Game	102	vs. New York	12-14-57
Half	55	vs. New York	12-14-57
Quarter	35	vs. New York	12-14-57

MOST OFFENSIVE REBOUNDS**

Season	1,441		1974-75
Game	36	at Buffalo	11-13-73
Half	22	vs. New York	1-03-87
Quarter	12	vs. Cleveland	2-04-79

MOST DEFENSIVE REBOUNDS**

Season	2,712		1973-74
Game	49	vs. Utah	3-25-12
	49	vs. Philadelphia	10-22-74
Half	28	vs. Cleveland	2-29-80
Quarter	16	at Chicago	1-10-75

MOST ASSISTS

Season	2,142		1969-70
Game	47	vs. New York	1-24-60
Half	34	at Washington	3-05-75
Quarter	25	at San Diego	2-11-70

MOST PERSONAL FOULS

Season	2,470		1977-78
--------	-------	--	---------

MOST DISQUALIFICATIONS

Season	97		1952-53
Game	5	at Utah	2-19-86

MOST STEALS**

Season	916		1977-78
Game	23	at Philadelphia	4-09-97
Half	14	at Philadelphia	4-09-97
		at Philadelphia	1-19-77
Quarter	8	vs. Indiana	3-06-92

MOST BLOCKED SHOTS**

Season	665		1982-83
Game	19	vs. Chicago	11-23-82
Half	12	vs. New York	3-11-88
Quarter	9	vs. New York	3-11-88

Category Opponent Years/Date

MOST TURNOVERS**

Season	1,574		1980-81
Game	40	vs. Chicago	10-23-68
Half	20	vs. Detroit	1-04-78
Quarter	13	at New Orleans	11-29-03

FEWEST POINTS

Season	4,315		1998-99
Game	57	Milwaukee vs. Boston at Providence, R.I.	2-27-55
		ATL-era 58 at Chicago	1-14-13
First Half	20	at Chicago	1-14-13
Second Half	25	vs. New Orleans	1-21-11
	25	vs. Orlando	11-26-09
	25	vs. Cleveland	11-09-04
First Quarter	7	at L.A. Lakers	1-09-04
Second Quarter	5	at Chicago	1-14-13
Third Quarter	8	at Chicago	2-20-07
		vs. Minnesota	12-06-07
Fourth Quarter	8	at Cleveland	1-05-05
		at Golden State	11-05-03
		vs. Minnesota	3-01-94
Overtime	0	at Miami	1-05-12

LOWEST SCORING AVERAGE

Season	63.9		1951-52
--------	------	--	---------

FEWEST FIELD GOALS MADE

Season	1,455		1951-52
Game	20	at Cleveland	4-10-99

FEWEST FIELD GOALS ATTEMPTED

Season	3,760		1998-99
Game	57	vs. Cleveland	3-04-97

LOWEST FIELD GOAL PERCENTAGE

Season	.329		1949-50, 1950-51
--------	------	--	------------------

FEWEST FREE THROWS MADE

Season	1,025		2011-12
Game	2	at Cleveland	1-09-13

FEWEST FREE THROWS ATTEMPTED

Season	1,385		2011-12
Game	5	at Cleveland	1-09-13
	5	at LA Clippers	2-26-00

LOWEST FREE THROW PERCENTAGE

Season	.686		1951-52, 1952-53
--------	------	--	------------------

FEWEST REBOUNDS

Season	2,175		1998-99
Game	21	at Milwaukee	3-06-00

**Statistics in these areas were not kept prior to 1973-74. For the top team season highs and lows in every category, see pg. 102.



TEAM RECORDS, CONT. (*) NBA Record

Category Opponent Years/Date

FEWEST OFFENSIVE REBOUNDS**

Season652 2011-12

FEWEST DEFENSIVE REBOUNDS**

Season1,499 1998-99

FEWEST ASSISTS

Season782 1998-99

Game.....5 vs. New York 4-28-99

FEWEST PERSONAL FOULS

Season987 1998-99

Category Opponent Years/Date

FEWEST DISQUALIFICATIONS

Season0 1949-50

FEWEST STEALS**

Season346 1998-99

Game.....0 at Milwaukee 3-02-03

at Charlotte 12-21-96

FEWEST BLOCKED SHOTS**

Season227 1974-75

Game.....0 many times, most recently:
vs. Philadelphia (3-31-14)

**Statistics in these areas were not kept prior to 1973-74. For the top three team season highs and lows in every category, see pg. 102.

ALL-TIME CAREER LEADERS *all St. Louis years @ years spent in St. Louis/Atlanta

GAMES PLAYED

Dominique Wilkins8821982-94
Wayne Rollins8141977-88
* Bob Pettit7921954-65
Kevin Willis7531984-94, 04-05
* Cliff Hagan7461956-66
@ Lou Hudson7301968-77
Jon Koncak7171985-95
@ Bill Bridges6831962-71
Josh Smith6762004-13
Eddie Johnson6191977-86

MINUTES PLAYED

Dominique Wilkins32,5451982-94
* Bob Pettit30,5901954-65
* Lou Hudson25,8251968-77
@ Bill Bridges23,5741962-71
Josh Smith23,0782004-13
Kevin Willis22,5881984-94, 04-05
* Cliff Hagan21,7311956-66
Wayne Rollins20,7631977-88
Joe Johnson19,7332005-12
* Lenny Wilkens19,5661960-68

AVERAGE MINUTES (MIN. 100 GMS)

Joe Johnson38.82005-12
* Bob Pettit38.61954-65
Shareef Abdur-Rahim38.02001-04
Al Harrington37.52004-06
Steve Smith37.31994-99
Pete Maravich37.21970-74
Mookie Blaylock37.11992-99
Dominique Wilkins36.91982-94
Dikembe Mutombo36.21996-01
Walt Bellamy36.11969-74

TOTAL POINTS

Dominique Wilkins23,2921982-94
* Bob Pettit20,8801954-65
@ Lou Hudson16,0491968-77

TOTAL POINTS (cont.)

* Cliff Hagan13,4471956-66
John Drew12,6211974-82
Joe Johnson10,6062005-12
Kevin Willis10,5821984-94, 04-05
Josh Smith10,3712004-13
Eddie Johnson9,6311977-86
@ Zelmo Beaty8,7271962-69

SCORING AVERAGE (MIN. 100 GMS)

Dominique Wilkins26.41982-94
* Bob Pettit26.41954-65
Pete Maravich24.31970-74
@ Lou Hudson22.01968-77
John Drew21.21974-82
Joe Johnson20.92005-12
Shareef Abdur-Rahim20.42001-04
* Clyde Lovellette19.31958-62
Steve Smith18.61994-99
* Cliff Hagan18.31956-66

FIELD GOALS MADE

Dominique Wilkins8,7521982-94
* Bob Pettit7,3491954-65
@ Lou Hudson6,5701968-77
* Cliff Hagan5,2391956-66
John Drew4,5451974-82
Kevin Willis4,3821984-94, 04-05
Josh Smith4,0302004-13
Joe Johnson4,0072005-12
Eddie Johnson3,8011977-86
@ Bill Bridges3,2691962-71

FIELD GOALS ATTEMPTED

Dominique Wilkins18,7431982-94
* Bob Pettit16,8721954-65
@ Lou Hudson13,5011968-77
* Cliff Hagan11,6301956-66
John Drew9,6601974-82
Joe Johnson8,9292005-12
Kevin Willis8,7071984-94, 04-05
Josh Smith8,6742004-13
Eddie Johnson8,1571977-86
@ Bill Bridges7,4081962-71

ALL-TIME CAREER LEADERS *all St. Louis years @ years spent in St. Louis/Atlanta

FIELD GOAL PCT. (Minimum 500 FGM)

Mike Glenn5531981-85
Al Horford5412007-
Dikembe Mutombo5291996-01
Wayne Rollins5291977-88
Cliff Levingston5281984-90
Josh Childress5222004-08
Antoine Carr5161984-90
Walt Bellamy5081969-74
Rory Sparrow5071981-83
Randy Wittman5071983-88

MOST 3-PT. FIELD GOALS MADE

Mookie Blaylock1,0501992-99
Joe Johnson9082005-12
Jason Terry6481999-04
Steve Smith5491994-99
Dominique Wilkins5001982-94
Mike Bibby4752008-11
Kyle Korver3742012-
Jamal Crawford2822009-11
Josh Smith2672004-13
Jeff Teague2392009-
2012

MOST 3-PT. FIELD GOALS ATTEMPTED

Mookie Blaylock3,0231992-99
Joe Johnson2,5022005-12
Jason Terry1,7671999-04
Steve Smith1,6421994-99
Dominique Wilkins1,5871982-94
Mike Bibby1,1952008-11
Josh Smith9422004-13
Kyle Korver8062012-
Jamal Crawford7762009-11
Jeff Teague7022009-
2012

MOST FREE THROWS MADE

* Bob Pettit6,1821954-65
Dominique Wilkins5,2881982-94
John Drew3,5271974-82
* Cliff Hagan2,9691956-66
@ Lou Hudson2,9091968-77
* Lenny Wilkens2,6391960-68
* Zelmo Beaty2,2071962-69
@ Bill Bridges2,1471962-71
Josh Smith2,0442004-13
Glenn Rivers2,0081983-91

MOST FREE THROWS ATTEMPTED

* Bob Pettit8,1191954-65
Dominique Wilkins6,5061982-94
John Drew4,7431974-82
* Cliff Hagan3,7221956-66
@ Lou Hudson3,6591968-77
* Lenny Wilkens3,4861960-68
Josh Smith3,1252004-13
@ Bill Bridges3,0991962-71
@ Zelmo Beaty2,9541962-69
Kevin Willis2,5701984-94, 2004-05

HIGHEST FREE THROW PCT

(Minimum 200 FTM)
Salim Stoudamire8822005-08
Eddie Johnson8762002-03
Jim Jackson8721999-00
Tyronn Lue8702004-08
Jamal Crawford8562009-11
Jason Terry8451999-04
Steve Smith8441994-99
Shareef Abdur-Rahim8352001-04
Christian Laettner8351996-98
* Clyde Lovellette8321958-62

TOTAL REBOUNDS

* Bob Pettit12,8491954-65
@ Bill Bridges8,6561962-71
Kevin Willis7,3321984-94, 2004-05
Dominique Wilkins6,1191982-94
Wayne Rollins5,9941977-88
@ Zelmo Beaty5,6221962-69
Josh Smith5,4072004-13
* Cliff Hagan5,0191956-66
Dan Roundfield4,6581978-84
John Drew4,4331974-82

MOST OFFENSIVE REBOUNDS

Kevin Willis2,6151984-94, 2004-05
Dominique Wilkins2,5311982-94
Wayne Rollins1,9021977-88
John Drew1,8781974-82
Dan Roundfield1,5421978-84
Josh Smith1,4092004-13
Zaza Pachulia1,2472005-13
Dikembe Mutombo1,2281996-01
Cliff Levingston1,1771984-90
Alan Henderson1,1531995-04

MOST DEFENSIVE REBOUNDS

Kevin Willis4,7171984-94, 2004-05
Wayne Rollins4,0921977-88
Josh Smith3,9982004-13
Dominique Wilkins3,5881982-94
Dan Roundfield3,1161978-84
Dikembe Mutombo3,0932012-
Al Horford2,9062007-
Jon Koncak2,5831985-95
John Drew2,5551974-82
Steve Hawes2,2441976-83

REBOUNDING AVERAGE (Minimum 100 games)

* Bob Pettit16.21954-65
@ Bill Bridges12.71962-71
Dikembe Mutombo12.61996-01
Walt Bellamy12.21969-74
@ Zelmo Beaty11.21962-69
Dan Roundfield10.71978-84
Moses Malone9.91988-91
Kevin Willis9.81984-94, 2004-05
* Clyde Lovellette9.61958-62
Al Horford9.52007-
2012

MOST ASSISTS

Glenn Rivers3,8661983-91
Mookie Blaylock3,7641992-99
Eddie Johnson3,2071977-86
* Lenny Wilkens3,0491960-68
Joe Johnson2,6532005-12
* Bob Pettit2,3691954-65
Dominique Wilkins2,3211982-94
* Cliff Hagan2,2421956-66
Jason Terry2,2301999-04
Josh Smith2,1702004-13



ALL-TIME CAREER LEADERS, CONT. *all St. Louis years @ years spent in St. Louis/Atlanta

MOST STEALS

Mookie Blaylock.....	1,321	1992-99
Dominique Wilkins.....	1,245	1982-94
Glenn Rivers.....	1,166	1983-91
John Drew.....	859	1974-82
Josh Smith.....	857	2004-13
Eddie Johnson.....	741	1977-86
Jason Terry.....	588	1999-04
Kevin Willis.....	581	1984-94, 2004-05
Stacey Augmon.....	570	1991-96
Jon Koncak.....	515	1985-95

MOST BLOCKED SHOTS

Wayne Rollins.....	2,283	1977-88
Josh Smith.....	1,440	2004-13
Dikembe Mutombo.....	1,094	1996-01
Jon Koncak.....	747	1985-95
Dan Roundfield.....	716	1978-84
Dominique Wilkins.....	588	1982-94
Al Horford.....	478	2007-
Theo Ratliff.....	436	2001-04
Kevin Willis.....	425	1984-94, 2004-05
Cliff Levingston.....	371	1984-90

ALL-TIME SEASON LEADERS * St. Louis Hawks players

GAMES PLAYED

* Zelmo Beaty.....	82	1967-68
Bill Bridges.....	82	1969-70
Joe Caldwell.....	82	1969-70
Walt Hazzard.....	82	1969-70
Jim Davis.....	82	1969-70
Walt Hazzard.....	82	1970-71
Walt Bellamy.....	82	1970-71
Bill Bridges.....	82	1970-71
Walt Bellamy.....	82	1971-72
Herm Gilliam.....	82	1971-72
Ken Charles.....	82	1976-77
Armond Hill.....	82	1977-78
Ollie Johnson.....	82	1977-78
Armond Hill.....	82	1978-79
Tom McMillen.....	82	1978-79
Steve Hawes.....	82	1979-80
Wayne Rollins.....	82	1979-80
Jack Givens.....	82	1979-80
Rory Sparrow.....	82	1981-82
Dominique Wilkins.....	82	1982-83
Kevin Willis.....	82	1984-85
Kevin Willis.....	82	1985-86
Jon Koncak.....	82	1985-86
Jon Koncak.....	82	1986-87
Cliff Levingston.....	82	1986-87
Glenn Rivers.....	82	1986-87
Cliff Levingston.....	82	1987-88
Anthony Webb.....	82	1987-88
Randy Wittman.....	82	1987-88
John Battle.....	82	1988-89
Reggie Theus.....	82	1988-89
Anthony Webb.....	82	1989-90
Moses Malone.....	82	1990-91
Stacey Augmon.....	82	1991-92
Duane Ferrell.....	82	1992-93
Adam Keefe.....	82	1992-93
Stacey Augmon.....	82	1993-94
Craig Ehlo.....	82	1993-94
Jon Koncak.....	82	1993-94
Andrew Lang.....	82	1993-94

MOST PERSONAL FOULS

Wayne Rollins.....	2,924	1977-88
@ Bill Bridges.....	2,575	1962-71
* Cliff Hagan.....	2,547	1956-66
* Bob Pettit.....	2,526	1954-65
Kevin Willis.....	2,364	1984-94, 2004-05
Jon Koncak.....	2,248	1985-95
John Drew.....	2,216	1974-82
@ Lou Hudson.....	2,110	1968-77
@ Zelmo Beaty.....	2,002	1962-69
Josh Smith.....	1,915	2004-13

MOST DISQUALIFICATIONS

Wayne Rollins.....	88	1977-88
John Drew.....	76	1974-82
* Charles Share.....	74	1953-60
@ Zelmo Beaty.....	65	1962-69
@ Bill Bridges.....	61	1962-71
John Brown.....	49	1973-80
Armond Hill.....	39	1976-84
* Lenny Wilkens.....	38	1960-68
Jon Koncak.....	37	1985-95
Dan Roundfield.....	36	1978-84

GAMES PLAYED (cont.)

Ennis Whatley.....	82	1993-94
Andrew Lang.....	82	1994-95
Grant Long.....	82	1995-96
Christian Laettner.....	82	1996-97
Dikembe Mutombo.....	82	1997-98
Alan Henderson.....	82	1999-00
Dikembe Mutombo.....	82	1999-00
Jason Terry.....	82	2000-01
Nazr Mohammed.....	82	2001-02
Hanno Mottölä.....	82	2001-02
Jacque Vaughn.....	82	2001-02
Alan Henderson.....	82	2002-03
Joe Johnson.....	82	2005-06
Joe Johnson.....	82	2007-08

MOST MINUTES PLAYED

Joe Johnson.....	3,343	2007-08
Joe Johnson.....	3,340	2005-06
*Bob Pettit.....	3,296	1963-64
*Bob Pettit.....	3,282	1961-62
Bill Bridges.....	3,269	1969-70
*Bill Bridges.....	3,197	1967-68
Walt Bellamy.....	3,187	1971-72
Christian Laettner.....	3,140	1996-97
Bill Bridges.....	3,140	1970-71

ALL-TIME SEASON LEADERS, CONT. * St. Louis Hawks players

TOTAL POINTS

* Bob Pettit.....	2,429	1961-62
Dominique Wilkins.....	2,397	1987-88
Dominique Wilkins.....	2,366	1985-86
Dominique Wilkins.....	2,294	1986-87
* Bob Pettit.....	2,241	1962-63
Dominique Wilkins.....	2,217	1984-85
* Bob Pettit.....	2,190	1963-64
Dominique Wilkins.....	2,138	1989-90
Dominique Wilkins.....	2,121	1992-93
* Bob Pettit.....	2,120	1960-61

SCORING AVERAGE

* Bob Pettit.....	31.1	1961-62
Dominique Wilkins.....	30.7	1987-88
Dominique Wilkins.....	30.3	1985-86
Dominique Wilkins.....	29.9	1992-93
* Bob Pettit.....	29.2	1958-59
Dominique Wilkins.....	29.0	1986-87
* Bob Pettit.....	28.4	1962-63
Dominique Wilkins.....	28.1	1991-92
* Bob Pettit.....	27.9	1960-61
Pete Maravich.....	27.7	1973-74

MOST FIELD GOALS MADE

Dominique Wilkins.....	909	1987-88
Dominique Wilkins.....	888	1985-86
* Bob Pettit.....	867	1961-62
Dominique Wilkins.....	853	1984-85
Lou Hudson.....	830	1969-70
Lou Hudson.....	829	1970-71
Dominique Wilkins.....	828	1986-87
Pete Maravich.....	819	1973-74
Lou Hudson.....	816	1972-73
Dominique Wilkins.....	814	1988-89

MOST FIELD GOALS ATTEMPTED

Dominique Wilkins.....	1,957	1987-88
* Bob Pettit.....	1,928	1961-62
Dominique Wilkins.....	1,897	1985-86
Dominique Wilkins.....	1,891	1984-85
Pete Maravich.....	1,791	1973-74
Pete Maravich.....	1,788	1972-73
Dominique Wilkins.....	1,787	1986-87
Dominique Wilkins.....	1,756	1988-89
* Bob Pettit.....	1,720	1960-61
Lou Hudson.....	1,713	1970-71

HIGHEST FG PERCENTAGE (Minimum 200 FGM)

Mike Glenn.....	588	1984-85
Wayne Rollins.....	584	1981-82
Josh Childress.....	571	2007-08
Al Horford.....	567	2013-14
Mike Glenn.....	563	1983-84
Dikembe Mutombo.....	562	1999-00
Wayne Rollins.....	558	1979-80
Al Horford.....	557	2010-11
Cliff Levingston.....	557	1987-88
Josh Childress.....	552	2005-06

MOST 3-PT. FIELD GOALS MADE

Mookie Blaylock.....	231	1995-96
Mookie Blaylock.....	221	1996-97
Mookie Blaylock.....	199	1994-95
Kyle Korver.....	189	2012-13
Kyle Korver.....	185	2013-14
Jason Terry.....	172	2001-02
Joe Johnson.....	169	2007-08
Mike Bibby.....	167	2008-09
Jamal Crawford.....	163	2009-10
Jason Terry.....	160	2002-03

MOST 3-PT. FIELD GOALS ATTEMPTED

Mookie Blaylock.....	623	1995-96
Mookie Blaylock.....	604	1996-97
Mookie Blaylock.....	555	1994-95
Joe Johnson.....	444	2007-08
Jason Terry.....	444	2001-02
Jason Terry.....	431	2002-03
Mike Bibby.....	428	2008-09
Jamal Crawford.....	427	2009-10
Stephen Jackson.....	427	2003-04
Jason Terry.....	421	2003-04

MOST FREE THROWS MADE

* Bob Pettit.....	695	1961-62
* Bob Pettit.....	685	1962-63
* Bob Pettit.....	667	1958-59
* Bob Pettit.....	608	1963-64
Dominique Wilkins.....	607	1986-87
* Bob Pettit.....	582	1960-61
Dominique Wilkins.....	577	1985-86
Moses Malone.....	561	1988-89
* Bob Pettit.....	557	1957-58
* Bob Pettit.....	557	1955-56



ALL-TIME SEASON LEADERS, CONT. * St. Louis Hawks players

MOST FREE THROWS ATTEMPTED

* Bob Pettit	901	1961-62
* Bob Pettit	885	1962-63
* Bob Pettit	879	1958-59
* Bob Pettit	771	1963-64
* Bob Pettit	757	1955-56
* Bob Pettit	744	1957-58
Dominique Wilkins	742	1986-87
* Bob Pettit	722	1959-60
Moses Malone	711	1988-89
Dominique Wilkins	705	1985-86

HIGHEST FREE THROW PCT. (Minimum 100 FTM)

Tom McMillen	891	1978-79
Jason Terry	887	2002-03
Tyronn Lue	883	2006-07
Jeff Teague	881	2012-13
Shareef Abdur-Rahim	880	2003-04
Jim Jackson	877	1955-56
Glenn Robinson	876	2002-03
Anthony Webb	871	1989-90
Anthony Webb	868	1990-91
Chris Crawford	866	2003-04

MOST REBOUNDS

* Bob Pettit	1,540	1960-61
* Bob Pettit	1,457	1961-62
Kevin Willis	1,258	1991-92
Bill Bridges	1,233	1970-71
* Bob Pettit	1,224	1963-64
* Bob Pettit	1,221	1959-60
* Bob Pettit	1,216	1957-58
* Bob Pettit	1,195	1962-63
* Bill Bridges	1,190	1966-67
* Bob Pettit	1,182	1958-59

MOST OFFENSIVE REBOUNDS

Kevin Willis	418	1991-92
Moses Malone	386	1988-89
Moses Malone	364	1989-90
John Drew	357	1974-75
Kevin Willis	335	1993-94
Kevin Willis	335	1992-93
Dan Roundfield	326	1978-79
Kevin Willis	321	1986-87
Dikembe Mutombo	304	1999-00
Dan Roundfield	293	1979-80

MOST DEFENSIVE REBOUNDS

Dikembe Mutombo	853	1999-00
Kevin Willis	840	1991-92
Kevin Willis	693	1992-93
Dikembe Mutombo	661	1996-97
Dikembe Mutombo	656	1997-98
Kevin Willis	628	1993-94
Dan Roundfield	621	1982-83
Moses Malone	570	1988-89
Al Horford	563	2009-10
Al Horford	562	2012-13

REBOUND AVERAGE

* Bob Pettit	20.3	1960-61
* Bob Pettit	18.7	1961-62
* Bob Pettit	17.4	1957-58
* Bob Pettit	17.0	1959-60
* Bob Pettit	16.4	1958-59
* Bob Pettit	16.1	1955-56
Kevin Willis	15.5	1991-92
Bill Bridges	15.0	1970-71
Bill Bridges	14.4	1969-70
Bill Bridges	14.2	1968-69

MOST ASSISTS

Glenn Rivers	823	1986-87
Mookie Blaylock	789	1993-94
Glenn Rivers	747	1987-88
* Lenny Wilkens	679	1967-68
Mookie Blaylock	671	1992-93
Mookie Blaylock	616	1994-95
Jason Terry	600	2002-03
Jeff Teague	579	2012-13
Eddie Johnson	566	1984-85
Walt Hazzard	561	1969-70

ALL-TIME SEASON LEADERS, CONT. * St. Louis Hawks players

MOST STEALS

Mookie Blaylock	212	1996-97
Mookie Blaylock	212	1995-96
Mookie Blaylock	212	1993-94
Mookie Blaylock	203	1992-93
* Bill Bridges	200	1994-95
Mookie Blaylock	183	1997-98
Glenn Rivers	181	1988-89
Glenn Rivers	171	1986-87
Glenn Rivers	163	1984-85
Lou Hudson	160	1973-74

MOST BLOCKED SHOTS

Wayne Rollins	343	1982-83
Dikembe Mutombo	277	1997-98
Wayne Rollins	277	1983-84
Dikembe Mutombo	269	1999-00
Dikembe Mutombo	264	1996-97
Theo Ratliff	262	2002-03
Wayne Rollins	254	1978-79
Wayne Rollins	244	1980-81
Josh Smith	227	2007-08
Wayne Rollins	224	1981-82

MOST PERSONAL FOULS

* Bill Bridges	366	1967-68
Dan Roundfield	358	1978-79
* Zelmo Beaty	344	1965-66
Jim Davis	335	1969-70
* Bill Bridges	333	1965-66
John Drew	332	1978-79
Wayne Rollins	328	1978-79
* Zelmo Beaty	328	1964-65
* Bill Bridges	325	1966-67
Wayne Rollins	326	1977-78

MOST DISQUALIFICATIONS

Joe C. Meriwether	21	1976-77
Wayne Rollins	19	1978-79
John Drew	19	1978-79
John Brown	18	1977-78
Wayne Rollins	16	1977-78
Dan Roundfield	16	1978-79
Armond Hill	15	1977-78
Steve Hawes	13	1980-81
Wayne Rollins	12	1979-80
* Bill Bridges	12	1966-67, 1967-68

OPPONENTS' IND. SINGLE GAME RECORDS (*) NBA Record

MOST POINTS

Game	67	Wilt Chamberlain	Philadelphia at St. Louis	2-17-62
Half	44	Wilt Chamberlain	Philadelphia at St. Louis	2-17-62
Quarter	28	Wilt Chamberlain	Philadelphia at St. Louis	2-17-62

MOST FIELD GOALS MADE

Game	26	Wilt Chamberlain	Philadelphia at St. Louis	2-17-62
	26	Wilt Chamberlain	San Francisco vs. St. Louis	12-18-62
Half	17	Wilt Chamberlain	Philadelphia at St. Louis	2-17-62
Quarter	11	Wilt Chamberlain	Philadelphia at St. Louis	2-17-62

MOST FIELD GOALS ATTEMPTED

Game	53	Wilt Chamberlain	San Francisco vs. St. Louis	12-18-62
Half	28	Wilt Chamberlain	San Francisco vs. St. Louis	12-18-62
Quarter	15	Bob McAdoo	Buffalo at Atlanta	2-15-75

MOST THREE-POINT FIELD GOALS MADE

Game	11	Dennis Scott	Orlando vs. Atlanta	4-18-96
Half	7	Dennis Scott	Orlando vs. Atlanta	4-18-96
Quarter	5	Mickael Pietrus	Golden State at Atlanta	3-04-08
		Chris Duhon	Chicago at Atlanta	4-16-05
		Reggie Miller	Indiana at Atlanta	12-29-99
		Chris Mullin	Indiana at Atlanta	4-09-98



OPPONENTS' IND. SINGLE GAME RECORDS, CONT. (*) NBA Record

MOST THREE-POINT FIELD GOALS ATTEMPTED

Game.....	17	Dennis Scott	Orlando vs. Atlanta	4-18-96
Half.....	11	Dennis Scott	Orlando vs. Atlanta	4-18-96
Quarter.....	7	Stephen Jackson	Golden State at Atlanta	3-04-08
Quarter.....	7	Reggie Miller	Indiana at Atlanta	12-29-99

MOST FREE THROWS MADE

Game.....	22	Lloyd Free	San Diego at Atlanta	1-13-79
Half.....	12	Larry Foust	Minneapolis vs. St. Louis	12-30-57
Quarter.....	12	Chet Walker	Chicago at Atlanta	11-03-71
Quarter.....	12	Chet Walker	Chicago at Atlanta	11-03-71

MOST FREE THROWS ATTEMPTED

Game.....	34	Wilt Chamberlain	Philadelphia vs. St. Louis	2-22-62
Half.....	17	Lloyd Free	San Diego at Atlanta	1-13-79
Quarter.....	14	Lloyd Free	San Diego at Atlanta	1-13-79

MOST REBOUNDS

Game.....	37	Walt Bellamy	Baltimore vs. St. Louis	12-04-64
Half.....	21	Marvin Webster	Seattle at Atlanta	11-01-77
Quarter.....	14	Marvin Webster	Seattle at Atlanta	11-01-77

MOST OFFENSIVE REBOUNDS

Game.....	15	Swen Nater	Milwaukee vs. Atlanta	12-19-76
Half.....	10	Michael Cage	Cleveland at Atlanta	4-16-96
Quarter.....	7	Brendan Haywood	Washington at Atlanta	4-07-06
Quarter.....	7	Zydrunas Ilgauskas	Cleveland vs. Atlanta	2-16-05

MOST DEFENSIVE REBOUNDS

Game.....	28	Elvin Hayes	Capital at Atlanta	11-17-77
Half.....	16	Marvin Webster	Seattle at Atlanta	11-01-77
Quarter.....	12	Marvin Webster	Seattle at Atlanta	11-01-77

MOST ASSISTS

Game.....	28	Guy Rodgers	San Francisco vs. St. Louis	3-14-63
Half.....	16	Guy Rodgers	San Francisco vs. St. Louis	3-14-63
Quarter.....	10	Dee Brown	Boston at Atlanta	2-28-92
Quarter.....	10	Gene Shue	Detroit vs. St. Louis	12-06-61

MOST STEALS

Game.....	9	Scottie Pippen	Chicago vs. Atlanta	3-08-94
Half.....	6	Gus Williams	Washington vs. Atlanta	10-30-84
Quarter.....	6	Gus Williams	Washington vs. Atlanta	10-30-84
Quarter.....	6	Rickey Green	Utah vs. Atlanta	11-12-82
Quarter.....	6	Rickey Green	Utah vs. Atlanta	11-12-82

OPPONENTS' IND. SINGLE GAME RECORDS, CONT. (*) NBA Record

MOST BLOCKED SHOTS

Game.....	15	Manute Bol	Washington vs. Atlanta	1-25-86
Half.....	10	Keon Clark	Toronto vs. Atlanta	3-23-01
Quarter.....	6	Harvey Catchings	Philadelphia vs. Atlanta	3-21-75
Quarter.....	6	Artis Gilmore	Chicago vs. Atlanta	12-20-77

MOST TURNOVERS

Game.....	12	Artis Gilmore	Chicago vs. Atlanta	1-01-78
Half.....	8	Ricky Davis	Cleveland at Atlanta	1-31-03
Quarter.....	6	Julius Erving	Philadelphia at Atlanta	11-15-77

OPPONENTS' TEAM RECORDS (*) NBA Record

MOST POINTS

Season.....	9,495	1970-71	
Game.....	156	Cincinnati vs. Atlanta	12-05-69
Half.....	80	Portland vs. Atlanta	11-02-76
Quarter.....	80	Chicago at Atlanta	11-14-70
Quarter.....	45	Indiana vs. Atlanta	3-04-93
Quarter.....	45	Portland vs. Atlanta	11-02-76
Overtime.....	21	Utah at Atlanta	2-19-86

FEWEST POINTS

Season.....	4,170	1998-99	
Average.....	83.4	1998-99	
Game..... (All-time)	51	Philadelphia vs. Atlanta	11-27-53
Game..... (Atl-era)	65	Cleveland vs. Atlanta	5-02-99
Game..... (Atl-era)	65	Milwaukee vs. Atlanta	11-21-96
First Half.....	26	Chicago vs. Atlanta	1-03-12
Second Half.....	21	Miami at Atlanta	11-15-96
First Quarter.....	5	San Antonio vs. Atlanta	2-25-08
Second Quarter.....	8	Minnesota at Atlanta	4-05-06
Third Quarter.....	8	Sacramento at Atlanta	3-09-07
Fourth Quarter.....	8	New York at Atlanta	4-28-99
Overtime.....	0	Orlando vs. Atlanta	3-01-99
Overtime.....	0	Milwaukee at Atlanta	3-07-97
Overtime.....	0	Milwaukee vs. Atlanta	2-26-97
Overtime.....	0	Cleveland at Atlanta	3-01-96
Overtime.....	0	New York vs. Atlanta	12-23-93
Overtime.....	0	Miami at Atlanta	11-15-96
Overtime.....	0	Washington at Atlanta	11-18-97

MOST FIELD GOALS MADE

Season.....	3,801	1970-71	
Game.....	62	Philadelphia vs. Atlanta	12-08-82
Half.....	34	Chicago vs. Atlanta	3-20-71
Quarter.....	20	Philadelphia vs. St. Louis	2-15-61

MOST FIELD GOALS ATTEMPTED

Season.....	8,525	1970-71	
Game.....	129	Syracuse vs. St. Louis	12-17-57
Half.....	71	Phoenix at Atlanta	3-10-71
Quarter.....	44	Baltimore at Atlanta	11-07-72

MOST 3-PT. FIELD GOALS MADE

Season.....	654	2013-14	
Game.....	18	Golden State at Atlanta	3-12-05
Game.....	18	Dallas at Atlanta	1-15-02
Half.....	13	Golden State at Atlanta	3-04-08
Quarter.....	10	Boston at Atlanta	11-17-01

MOST 3-PT. FIELD GOALS ATTEMPTED

Season.....	1,793	2013-14	
Game.....	40	Dallas at Atlanta	1-15-02
Half.....	24	Boston at Atlanta	11-17-01
Quarter.....	16	Boston at Atlanta	11-17-01

MOST FREE THROWS MADE

Season.....	2,193	1977-78	
Game.....	51	Cleveland at Atlanta	4-06-87
Half.....	32	Cleveland at Atlanta	4-06-87
Quarter.....	21	Washington at Atlanta	11-17-03

MOST FREE THROWS ATTEMPTED

Season.....	2,930	1977-78	
Game.....	61	Denver vs. Atlanta	1-13-81
Half.....	42	Phoenix at Atlanta	12-18-77
Quarter.....	28	Washington at Atlanta	11-17-03
Quarter.....	28	Phoenix at Atlanta	12-18-77

MOST REBOUNDS

Season.....	4,279	1970-71	
Game.....	105	Detroit vs. St. Louis	12-07-58
Half.....	57	Detroit vs. St. Louis	12-07-58
Quarter.....	38	Detroit vs. St. Louis	12-07-58

MOST OFFENSIVE REBOUNDS

Season.....	1,332	1984-85	
Game.....	33	Orlando at Atlanta	11-11-89
Game.....	33	Denver at Atlanta	2-26-85
Half.....	19	San Diego at Atlanta	12-01-79
Quarter.....	14	Chicago at Atlanta	1-02-85



OPPONENTS' TEAM RECORDS, CONT. (*) NBA Record

Category	Opponent	Date	Category	Opponent	Date
MOST DEFENSIVE REBOUNDS			FEWEST FIELD GOALS MADE		
Season	2,851	1974-75	Season	1,598	1998-99
Game	47 LA Lakers vs. Atlanta	11-3-13	Game	22 four times, most recently: New Jersey vs. Atlanta	12-27-11
Half	28 Chicago at Atlanta	2-27-75	FEWEST FIELD GOALS ATTEMPTED		
Quarter	15 Charlotte vs. Atlanta	11-06-09	Season	3,873	1998-99
	15 Chicago vs. Atlanta	11-07-80	Game	55 Philadelphia vs. Atlanta	4-01-88
MOST ASSISTS			FEWEST FREE THROWS MADE		
Season	2,320	1990-91	Season	784	1998-99
Game	52 Chicago vs. Atlanta	3-20-71	Game	3 Philadelphia vs. Miami	12-21-12
Half	29 Chicago vs. Atlanta	3-20-71	FEWEST FREE THROWS ATTEMPTED		
Quarter	16 Chicago vs. Atlanta	3-20-71	Season	1,076	1998-99
MOST STEALS			Game	4 New York at Atlanta	3-06-74
Season	823	1973-74	FEWEST REBOUNDS		
Game	21 Phoenix vs. Atlanta	1-18-81	Season	1,950	1998-99
Half	12 Phoenix at Atlanta	3-30-00	Game	24 three times, most recently: Charlotte at Atlanta	4-17-98
	Vancouver at Atlanta	3-20-96	FEWEST ASSISTS		
	Phoenix vs. Atlanta	1-18-81	Season	295	1998-99
Quarter	9 Phoenix at Atlanta	3-30-00	Game	5 Philadelphia at Atlanta	1-26-69
MOST BLOCKED SHOTS			FEWEST STEALS		
Season	559	1978-79	Season	379	1998-99
Game	(*) 23 Toronto vs. Atlanta	3-23-01	Game	0 Charlotte vs. Atlanta	3-06-09
Half	(*) 16 Toronto vs. Atlanta	3-23-01		0 Denver at Atlanta	10-21-78
Quarter	9 Toronto vs. Atlanta	3-23-01	FEWEST BLOCKED SHOTS		
MOST TURNOVERS			Season	243	1998-99
Average	24.1 (1,980)	1977-78	Game	0 many times, most recently: Philadelphia vs. Atlanta	4-10-13
Game	40 Los Angeles vs. Atlanta	12-01-72			
Half	21 Phoenix at Atlanta	1-10-77			
Quarter	13 Philadelphia at Atlanta	12-14-79			



PHILIPS ARENA REGULAR SEASON TEAM RECORDS

HAWKS			OPPONENTS		
MOST POINTS			MOST POINTS		
Game	146 vs. Toronto	12-02-09	Game	136 Memphis	3-29-04
	139 vs. Utah	3-25-12		135 Golden State	3-04-08
Half	138 vs. Washington	11-23-01	Half	133 Utah	3-25-12
	83 vs. Washington	3-12-04		73 Washington	3-16-05
	76 vs. Indiana	4-17-07		72 Chicago	3-22-11
	75 vs. Toronto	12-02-09	Quarter	70 2x, most recently MIA	1-20-14
Quarter	45 vs. Toronto	4-09-10		43 Seattle	3-16-04
	45 vs. Washington	3-12-04		42 3x, most recently NOP	3-21-14
				41 3x, most recently CHI	3-22-11
MOST FIELD GOALS MADE			MOST FIELD GOALS MADE		
Game	52 vs. Toronto	12-02-09	Game	55 Golden State	3-04-08
	50 2x, most recently vs. NYK	3-21-02		51 Dallas	3-18-13
				50 LA Lakers	1-29-02
MOST FIELD GOALS ATTEMPTED			MOST FIELD GOALS ATTEMPTED		
Game	110 vs. Cleveland	4-13-02	Game	126 Utah	3-25-12
	107 vs. Utah	3-25-12		109 Detroit	12-26-12
	101 vs. New Jersey	4-18-00		104 Charlotte	12-28-13
MOST 3-PT. FIELD GOALS MADE			MOST 3-PT. FIELD GOALS MADE		
Game	17 vs. New Jersey	4-12-04	Game	18 2x, most recently GSW	3-12-05
	16 vs. Charlotte	12-28-13		17 3x, most recently MIL	4-12-13
	15 2x, most recently vs. SAC	12-18-13		15 Miami	1-20-14
MOST 3-PT. FIELD GOALS ATTEMPTED			MOST 3-PT. FIELD GOALS ATTEMPTED		
Game	39 vs. Charlotte	12-28-13	Game	40 Dallas	1-15-02
	36 vs. Boston	1-25-13		37 Boston	11-17-01
	35 vs. Detroit	4-18-14		34 2x, most recently NYK	11-13-13
MOST FREE THROWS MADE			MOST FREE THROWS MADE		
Game	45 vs. Memphis	3-29-04	Game	44 Orlando	11-26-04
	40 vs. Dallas	3-25-07		42 Miami	12-19-07
	39 2x, most recently vs. WAS	4-07-06		40 Detroit	4-14-01
MOST FREE THROWS ATTEMPTED			MOST FREE THROWS ATTEMPTED		
Game	50 vs. Utah	12-17-07	Game	54 Orlando	11-26-04
	50 vs. Memphis	3-29-04		51 2x, most recently CLE	1-25-06
	49 2x, most recently vs. DAL	3-25-07		50 Detroit	4-14-01
MOST REBOUNDS			MOST REBOUNDS		
Game	64 vs. Utah	3-25-12	Game	64 Utah	3-25-12
	64 vs. Dallas	3-19-00		62 Detroit	12-26-12
	60 2x, most recently vs. NJN	4-18-00		60 Washington	12-13-13
MOST OFFENSIVE REBOUNDS			MOST OFFENSIVE REBOUNDS		
Game	24 vs. Dallas	3-19-00	Game	23 3x, most recently HOU	11-02-12
	23 vs. Orlando	11-04-00		22 3x, most recently HOU	3-12-08
	22 5x, most recently vs. WAS	11-19-08		21 4x, most recently DET	12-26-12
MOST DEFENSIVE REBOUNDS			MOST DEFENSIVE REBOUNDS		
Game	49 vs. Utah	3-25-12	Game	44 5x, most recently OKC	12-10-13
	46 vs. Charlotte	12-28-13		43 2x, most recently CHA	12-28-13
	44 vs. Orlando	2-02-03		42 8x, most recently TOR	3-08-14
MOST ASSISTS			MOST ASSISTS		
Game	38 vs. Sacramento	12-18-13	Game	38 LA Clippers	2-07-09
	37 vs. Toronto	12-02-09		37 Dallas	2-26-10
	36 vs. Orlando	11-09-13		36 Toronto	4-02-08
MOST STEALS			MOST STEALS		
Game	16 3x, most recently vs. CHI	1-07-12	Game	20 Phoenix	3-30-00
	15 5x, most recently vs. GSW	1-03-14		18 2x, most recently WAS	12-03-04
	14 9x, most recently vs. MIL	4-12-13		17 Boston	11-23-02
MOST BLOCKED SHOTS			MOST BLOCKED SHOTS		
Game	15 vs. New Jersey	2-15-00	Game	13 Washington	10-30-10
	14 vs. Philadelphia	2-04-08		12 Oklahoma City	12-29-12
	12 2x, most recently vs. CHI	1-13-08		11 7x, most recently PHI	1-27-07

RECORDS

RECORDS



HAWKS/PHILIPS ARENA REGULAR SEASON INDIVIDUAL RECORDS

MOST POINTS

Game.....	50	Shareef Abdur-Rahim	vs. Detroit	11-23-01
	46	Jason Terry	vs. Dallas	1-15-02
	43	Jason Terry	vs. Cleveland	4-13-02
Half.....	31	Stephen Jackson	vs. Washington	3-12-04
	29	Joe Johnson	vs. Golden State	3-04-08
	28	Joe Johnson 2x, most recently	vs. Miami	3-08-08
Quarter.....	22	Joe Johnson	vs. Charlotte	11-29-06
	21	Joe Johnson	vs. LA Clippers	3-14-08

MOST FIELD GOALS MADE

Game.....	21	Shareef Abdur-Rahim	vs. Detroit	11-23-01
	18	Isaiah Rider	vs. LA Clippers	12-08-99
	17	2x, most recently Joe Johnson	vs. Orlando	3-19-06

MOST FIELD GOALS ATTEMPTED

Game.....	34	Joe Johnson	vs. Seattle	11-16-07
	34	Jason Terry	vs. Cleveland	4-13-02
	31	2x, most recently Joe Johnson	vs. Portland	11-16-09

MOST THREE-POINT FIELD GOALS MADE

Game.....	8	Kyle Korver 2x, most recently	vs. Sacramento	12-18-13
	7	4x, most recently Mike Bibby	vs. Golden State	3-05-10

MOST THREE-POINT FIELD GOALS ATTEMPTED

Game.....	14	Joe Johnson	vs. Golden State	1-31-07
	14	Joe Johnson	vs. Seattle	11-11-06
	14	Stephen Jackson	vs. Seattle	3-16-04

MOST FREE THROWS MADE

Game.....	16	Shareef Abdur-Rahim	vs. Indiana	1-19-04
	16	Shareef Abdur-Rahim	vs. New Jersey	2-12-02
	13	6x, most recently Jeff Teague	vs. New York	2-22-14

MOST FREE THROWS ATTEMPTED

Game.....	18	Alan Henderson	vs. Orlando	11-04-00
	17	Shareef Abdur-Rahim	vs. Indiana	1-19-04
	17	Jason Terry	vs. Dallas	1-15-02

MOST REBOUNDS

Game.....	29	Dikembe Mutombo	vs. Toronto	1-31-01
	29	Dikembe Mutombo	vs. Minnesota	12-14-99
	24	2x, most recently Mutombo	vs. Orlando	1-06-01

MOST OFFENSIVE REBOUNDS

Game.....	13	Dikembe Mutombo	vs. New York	1-28-00
	12	Zaza Pachulia	vs. Orlando	3-19-06
	12	Dikembe Mutombo	vs. Toronto	1-31-01

MOST DEFENSIVE REBOUNDS

Game.....	20	Dikembe Mutombo	vs. Orlando	1-06-01
	18	Dikembe Mutombo	vs. New Jersey	4-18-00
	18	Dikembe Mutombo	vs. Minnesota	12-14-99

MOST ASSISTS

Game.....	16	Jason Terry	vs. LA Lakers	3-25-03
	15	3x, most recently Jeff Teague	vs. Sacramento	12-28-13

MOST STEALS

Game.....	8	Speedy Claxton	vs. Cleveland	12-27-06
	7	2x, most recently Josh Smith	vs. Dallas	2-26-10
	6	5x, most recently Jeff Teague	vs. Cleveland	11-30-12

MOST BLOCKED SHOTS

Game.....	11	Dikembe Mutombo	vs. New Jersey	2-15-00
	9	4x, most recently Josh Smith	vs. Philadelphia	2-04-08

OPPONENTS/PHILIPS ARENA REGULAR SEASON INDIVIDUAL RECORDS

MOST POINTS

Game.....	53	Allen Iverson	Philadelphia	12-23-05
	45	James Harden	Houston	11-02-12
	43	5x, most recently Kevin Love	Minnesota	2-01-14
Half.....	32	Allen Iverson	Philadelphia	12-23-05
	29	Grant Hill	Detroit	1-05-00
	28	4x, most recently Kobe Bryant	LA Lakers	3-13-13
Quarter.....	23	LeBron James	Miami	3-18-11
	20	4x, most recently Kobe Bryant	LA Lakers	3-13-13

MOST FIELD GOALS MADE

Game.....	18	Nate Robinson	New York	1-01-10
	18	Tony Parker	San Antonio	3-25-09
	18	Vince Carter	Toronto	11-26-03

MOST FIELD GOALS ATTEMPTED

Game.....	37	Tracy McGrady	Orlando	2-02-03
	33	Kobe Bryant	LA Lakers	3-13-13
	32	2x, most recently Carmelo Anthony	New York	4-22-12

MOST THREE-POINT FIELD GOALS MADE

Game.....	8	Chris Duhon	Chicago	4-16-05
	7	7x, most recently Ben Gordon	Charlotte	11-28-12

MOST THREE-POINT FIELD GOALS ATTEMPTED

Game.....	16	Tracy McGrady	Orlando	2-02-03
	15	Dirk Nowitzki	Dallas	1-15-02
	14	2x, most recently Stephon Marbury	New York	3-03-07

MOST FREE THROWS MADE

Game.....	20	Dwyane Wade	Miami	12-19-07
	19	Allen Iverson	Philadelphia	12-23-05
	19	Carmelo Anthony	Denver	12-18-05

MOST FREE THROWS ATTEMPTED

Game.....	24	Carmelo Anthony	Denver	12-18-05
	22	Dwyane Wade	Miami	12-19-07
	21	Allen Iverson	Philadelphia	12-23-05

MOST REBOUNDS

Game.....	24	Dwight Howard	Orlando	3-24-10
	23	3x, most recently Tyson Chandler	New York	2-22-14

MOST OFFENSIVE REBOUNDS

Game.....	10	Marcus Camby	LA Clippers	2-03-10
	9	5x, most recently Andrew Bynum	Cleveland	12-06-13
	8	7x, most recently Al Jefferson	Boston	1-15-07

MOST DEFENSIVE REBOUNDS

Game.....	19	3x, most recently Tyson Chandler	New York	2-22-14
	17	David West	New Orleans	3-09-09

MOST ASSISTS

Game.....	19	Mookie Blaylock	Golden State	12-10-99
	17	3x, most recently Monta Ellis	Milwaukee	4-12-13
	16	Andre Miller	Cleveland	4-13-02

MOST STEALS

Game.....	8	Allen Iverson	Philadelphia	3-29-03
	7	4x, most recently Chris Paul	LA Clippers	11-24-12

MOST BLOCKED SHOTS

Game.....	8	David Robinson	San Antonio	3-22-01
	7	5x, most recently JaVale McGee	Washington	10-30-10



HIGHS AND LOWS (Most records since 1968-69 season)

Atlanta Highs		Atlanta Lows			Opponent Highs		Opponent Lows	
3817	1969-70	1539	1998-99	FIELD GOALS MADE	3801	1970-71	1598	1998-99
3700	1972-73	2429	2011-12		3758	1972-73	2380	2011-12
3614	1970-71	2812	1996-97		3601	1971-72	2804	1996-97
8033	1972-73	3759	1998-99	FIELD GOALS ATTEMPTED	8525	1970-71	3872	1998-99
7909	1969-70	5348	2011-12		8152	1972-73	5366	2011-12
7844	1968-69	6307	1996-97		7744	1971-72	6335	2006-07
490	1985-86	409	1998-99	FIELD GOAL PERCENTAGE	.496	1992-93	.413	1998-99
.487	1989-90	.431	2000-01		.496	1989-90	.435	1996-97
485	1987-88	433	2003-04		.494	1990-91	.436	2002-03
2168	1988-89	1025	2011-12	FREE THROWS MADE	2193	1977-78	784	1998-99
2038	1979-80	1040	1998-99		2045	1978-79	997	2011-12
2034	1990-91	1158	2012-13		2024	1980-81	1233	2012-13
2975	1970-71	1385	2011-12	FREE THROWS ATTEMPTED	2930	1977-78	1076	1998-99
2785	1968-69	1422	1998-99		2727	1978-79	1324	2011-12
2725	1971-72	1619	2012-13		2651	1980-81	1617	2012-13
.800	1988-89	.687	1968-69	FREE THROW PERCENTAGE	.787	1973-74	.719	1982-83
.799	1990-91	.711	2004-05		.784	1988-89	.726	1994-95
.793	two times	.713	1970-71		.777	1987-88	.729	1998-99
1441	1974-75	652	2011-12	OFFENSIVE REBOUNDS	1322	1984-85	581	1998-99
1381	1978-79	675	1998-99		1303	1982-83	712	2011-12
1372	1988-89	713	2013-14		1261	1979-80	839	2010-11
2712	1973-74	1499	1998-99	DEFENSIVE REBOUNDS	2851	1974-75	1369	1998-99
2653	1974-75	2066	2011-12		2754	1973-74	2079	2011-12
2593	2012-13	2148	1995-96		2728	1975-76	2152	1997-98
4599	1968-69	2174	1998-99	TOTAL REBOUNDS	4279	1970-71	1950	1998-99
4472	1970-71	2718	2011-12		4147	1972-73	2791	2011-12
4210	1969-70	3222	2010-11		4020	1974-75	3233	1997-98
56.1	1968-69	39.3	2010-11	REBOUND AVERAGE	52.2	1970-71	39.0	1998-99
54.5	1970-71	40.0	2013-14		50.6	1972-73	39.4	1997-98
51.3	1969-70	40.0	2008-09		49.0	1974-75	39.9	1996-97
2846	1980-81	781	1998-99	ASSISTS	2320	1990-91	895	1998-99
2142	1969-70	1481	2011-12		2189	1992-93	1354	2011-12
2123	1991-92	1557	1996-97		2168	1991-92	1665	1996-97
2470	1977-78	986	1998-99	PERSONAL FOULS	2265	1974-75	1202	1998-99
2424	1978-79	1178	2011-12		2209	1980-81	1263	2011-12
2302	1976-77	1473	2012-13		2179	1981-82	1517	2010-11
80	1977-78	3	2008-09	DISQUALIFICATIONS	45	1978-79	5	2012-13
72	1978-79	4	2013-14		44	1976-77	5	2010-11
71	1976-77	4	2010-11		40	1973-74	7	2009-10
916	1977-78	346	1998-99	STEALS	823	1973-74	379	1998-99
915	1993-94	497	2010-11		803	1976-77	494	2011-12
817	1988-89	500	1999-00		779	1975-76	506	2009-10
1823	1973-74	745	1998-99	TURNOVERS	1980	1977-78	675	1998-99
1779	1976-77	921	2011-12		1846	1973-74	999	2011-12
1605	1980-81	980	2009-10		1799	1978-79	1001	1999-00
665	1982-83	227	1974-75	BLOCKED SHOTS	559	1978-79	243	1998-99
596	1978-79	260	1998-99		555	1980-81	313	2011-12
558	1983-84	277	1975-76		554	1979-80	315	1994-95
9646	1969-70	4315	1998-99	TOTAL POINTS	9495	1970-71	4170	1998-99
9348	1970-71	6375	2011-12		9212	1972-73	6148	2011-12
9219	1972-73	7459	2000-01		9127	1971-72	7328	1996-97
117.6	1969-70	86.3	1998-99	POINTS PER GAME	117.2	1969-70	83.4	1998-99
114.0	1970-71	91.0	2000-01		115.8	1972-73	89.4	1996-97
112.4	1972-73	92.7	2004-05		112.3	1971-72	92.3	1997-98
+7.2	1986-87	-9.8	2004-05	POINT DIFFERENTIAL				
5.2	1993-94	5.4	1999-00					
4.9	1988-89	5.2	2000-01					
36-5	two times	9-32	2004-05	HOME RECORD				
35-6	1986-87	18-23	three times					
35-6	1986-87	19-22	1976-77					
22-19	1986-87	4-37	2004-05	ROAD RECORD				
21-20	1993-94	7-34	two times					
21-20	1997-98	9-32	four times					
57-25	1993-94	13-69	2004-05	SEASON RECORD				
	1986-87	25-57	2000-01					
56-26	1996-97	28-54	two times					
.695	1993-94	.159	2004-05	WINNING PERCENTAGE				
	1986-87	.305	2000-01					
.683	1996-97	.341	two times					
79	1969-70			100-POINT GAMES				
22	1990-91			WINNING STREAK HOME				
11	2004-05			LOSING STREAK HOME				
12	1968-69			WINNING STREAK ROAD				
23	2004-05			LOSING STREAK ROAD				

HAWKS ALL-TIME SELECT CIRCLE

MOST POINTS SCORED IN ONE GAME

Player	Opponent	Date	FG	FT	Pts
Dominique Wilkins	vs. Chicago	12-10-86	19	19	57
Dominique Wilkins	vs. New Jersey	4-10-86	21	15	57
Lou Hudson	vs. Chicago at Auburn, AL	11-10-69	25	7	57
Dominique Wilkins	vs. Boston	2-03-87	19	16	54
Dominique Wilkins	vs. L.A. Clippers	1-12-87	19	14	53
Dominique Wilkins	vs. New York	12-07-91	17	16	52
Dominique Wilkins	vs. Sacramento	2-16-88	20	9	51
Shareef Abdur-Rahim	vs. New York	11-23-01	21	8	50
Dominique Wilkins	vs. Detroit	3-01-88	18	13	50
John Drew	vs. Denver	12-30-78	19	12	50
Pete Maravich	vs. Cleveland	2-05-72	20	10	50
Pete Maravich	vs. Philadelphia	1-16-72	18	14	50

MOST FIELD GOALS IN ONE GAME

Player	Opponent	Date	FGM	FGA
Lou Hudson	vs. Chicago at Auburn, AL	11-10-69	25	34
Lou Hudson	vs. San Diego	3-11-70	22	33
Lou Hudson	at Portland	11-18-70	22	35
Shareef Abdur-Rahim	vs. Detroit	11-23-01	21	30
Dominique Wilkins	vs. New Jersey	4-10-86	21	37
Pete Maravich	vs. Cleveland	2-05-72	20	27
Lou Hudson	at Phoenix	2-16-74	20	38
Dominique Wilkins	vs. Sacramento	2-16-88	20	31

MOST FREE THROWS IN ONE GAME

Player	Opponent	Date	FTM	FTA
Dominique Wilkins	vs. Chicago	12-08-92	23	23
John Drew	at Phoenix	4-05-77	21	28
Dominique Wilkins	at New York	3-02-93	20	22
Dominique Wilkins	at Seattle	2-10-87	20	22
Dominique Wilkins	vs. Chicago	12-10-86	19	21
Moses Malone	vs. Portland	12-08-89	19	22

MOST REBOUNDS IN ONE GAME

Player	Opponent	Date	Off	Def	Tot
Kevin Willis	vs. Washington	2-19-92	16	17	33
Kevin Willis	at Dallas	12-03-91	11	20	31
Dikembe Mutombo	vs. Toronto	1-31-01	12	17	29
Dikembe Mutombo	at New Jersey	12-26-00	11	17	28
Bill Bridges	vs. Cincinnati	11-29-69	—	—	28
Walt Bellamy	vs. L.A. Lakers	3-03-70	—	—	27
Bill Bridges	vs. Boston	2-10-71	—	—	27
Walt Bellamy	vs. Buffalo	12-11-73	11	16	27
Dan Roundfield	vs. Philadelphia	3-11-80	9	17	26
Kevin Willis	vs. Cleveland	4-13-93	10	15	25
Kevin Willis	vs. Portland	3-29-93	6	19	25
John Drew	vs. L.A. Lakers	12-28-74	13	12	25
Bob Christian	vs. Philadelphia	12-23-72	—	—	25

MOST ASSISTS IN ONE GAME

Player	Opponent	Date	Asssts
Mookie Blaylock	vs. Utah	3-06-93	23
Glenn Rivers	vs. Philadelphia	3-04-86	21
Glenn Rivers	vs. Phoenix	3-08-88	19
Walt Hazzard	vs. Cincinnati	3-07-69	19
Glenn Rivers	vs. Boston	2-03-87	18
Glenn Rivers	vs. Milwaukee	1-15-87	18
Wes Matthews	vs. Seattle	3-01-81	18
Armond Hill	vs. L.A. Lakers	12-19-79	18
Pete Maravich	vs. Detroit	1-16-73	18

MOST STEALS IN ONE GAME

Player	Opponent	Date	Stls
Mookie Blaylock	vs. Philadelphia	4-14-98	10
Mookie Blaylock	at Houston	2-17-97	9
Speedy Claxton	vs. Cleveland	12-27-06	8
Mookie Blaylock	at Philadelphia	4-09-97	8
Mookie Blaylock	vs. Minnesota	3-01-94	8
Mookie Blaylock	vs. Chicago	4-09-93	8



HAWKS ALL-TIME SELECT CIRCLE, CONT.

MOST STEALS IN ONE GAME, CONT.

Player	Opponent	Date	Stls
Glenn Rivers	at Miami	11-24-89	8
Glenn Rivers	vs. Portland	12-04-85	8
Eddie Johnson	vs. Chicago	2-26-82	8

MOST BLOCKED SHOTS IN ONE GAME

Player	Opponent	Date	Blks
Wayne Rollins	vs. Portland	2-21-79	12
Wayne Rollins	vs. Indiana	11-27-82	11
Dikembe Mutombo	vs. New Jersey	2-15-00	11
Josh Smith	at Dallas	12-18-04	10

OPPONENTS ALL-TIME SELECT CIRCLE

MOST POINTS SCORED IN ONE GAME

Player	Team	Date	Pts
Michael Jordan	at Chicago	4-16-87	61
Larry Bird	vs. Boston at New Orleans	3-12-85	60
Allen Iverson	vs. Philadelphia	12-23-05	53
Nate Archibald	vs. Kansas City-Omaha	1-27-73	52
Allen Iverson	at Philadelphia	11-29-03	50
Larry Bird	at Boston	11-10-89	50
LeBron James	at Cleveland	12-30-09	48
Michael Jordan	vs. Chicago	1-10-89	48
Allen Iverson	at Philadelphia	3-09-01	47
Charles Barkley	vs. Philadelphia	2-09-88	47
Pete Maravich	vs. New Orleans	2-08-75	47
Bob McAdoo	vs. Buffalo	1-04-74	47
Nate Archibald	at Cincinnati	3-13-71	47
Michael Jordan	at Chicago	12-27-97	47

MOST FIELD GOALS IN ONE GAME

Player	Team	Date	FGM
Michael Jordan	at Chicago	4-16-87	22
Larry Bird	vs. Boston at New Orleans	3-12-85	22
Nate Archibald	vs. Kansas City-Omaha	1-27-73	21
Allen Iverson	at Philadelphia	11-29-03	20
Mike Mitchell	at San Antonio	3-30-84	20
Larry Bird	at Boston	11-10-89	19
Bob McAdoo	at Buffalo	4-02-76	19
Bob McAdoo	vs. Buffalo	1-04-75	19
Rick Barry	vs. Golden State	12-12-74	19
Billy Cunningham	vs. Philadelphia	1-16-72	19

MOST FREE THROWS IN ONE GAME

Player	Team	Date	FTM
Lloyd Free	vs. San Diego	1-13-79	22
Charles Barkley	vs. Philadelphia	2-09-88	21
Flynn Robinson	vs. Milwaukee at Baltimore	2-21-69	21
Dwyane Wade	vs. Miami	12-19-07	20
Moses Malone	vs. Washington	11-06-87	20

MOST REBOUNDS IN ONE GAME

Player	Team	Date	Rebs
Swen Nater	at Milwaukee	12-19-76	33
Elvin Hayes	vs. Capital	11-17-73	32
Dennis Rodman	at Chicago	12-27-97	29
Marvin Webster	vs. Seattle	11-01-77	29
Bob McAdoo	at Buffalo	11-13-73	29
Wilt Chamberlain	at L.A. Lakers	3-05-71	28

MOST ASSISTS IN ONE GAME

Player	Team	Date	AssTs
Ennis Whatley	at Chicago	3-03-84	22
Kevin Porter	at Washington	3-05-75	22
Earvin Johnson	vs. L.A. Lakers	1-15-83	21
Nick Van Exel	at Denver	11-08-99	20
Mark Price	at Cleveland	4-04-90	20
Earvin Johnson	vs. L.A. Lakers	12-18-84	20

OPPONENTS ALL-TIME SELECT CIRCLE, CONT.

MOST STEALS IN ONE GAME

Player	Team	Date	Stls
Scottie Pippen	at Chicago	3-08-84	9
Gus Williams	at Washington	10-30-84	9
Allen Iverson	vs. Philadelphia	3-29-03	8
Doug Christie	vs. Toronto	3-04-99	8
Tim Hardaway	at Miami	12-20-97	8
Ron Harper	at Cleveland	1-29-87	8
Randy Smith	at Buffalo	3-22-77	8

MOST BLOCKED SHOTS IN ONE GAME

Player	Team	Date	Blks
Manute Bol	at Washington	1-25-86	15
Keon Clark	at Toronto	3-23-01	12
Nate Thurmond	at Chicago	10-18-74	12
Artis Gilmore	at Chicago	12-20-77	11
Kareem Abdul-Jabbar	at L.A. Lakers	1-18-80	10
Joe C. Meriweather	vs. New York	12-12-79	10
George Johnson	at New Jersey	10-26-77	10
Kareem Abdul-Jabbar	at L.A. Lakers	11-02-75	10
Harvey Catchings	at Philadelphia	3-21-75	10

HAWKS/NBA STATISTICAL LEADERS

Player	Season	Rank	Avg
--------	--------	------	-----

SCORING

Lou Hudson	1968-69	15th	21.9
Lou Hudson	1969-70	5th	25.4
Joe Caldwell	1969-70	18th	21.1
Lou Hudson	1970-71	5th	26.8
Pete Maravich	1970-71	8th	23.2
Lou Hudson	1971-72	11th	24.7
Lou Hudson	1972-73	4th	27.1
Pete Maravich	1972-73	5th	26.1
Pete Maravich	1973-74	2nd	27.7
John Drew	1975-76	8th	21.6
John Drew	1976-77	7th	24.2
John Drew	1977-78	12th	25.2
John Drew	1978-79	12th	22.7
John Drew	1980-81	14th	21.7
Dominique Wilkins	1983-84	17th	21.6
Dominique Wilkins	1984-85	6th	27.4
Dominique Wilkins	1985-86	1st	30.3
Dominique Wilkins	1986-87	2nd	29.0
Dominique Wilkins	1987-88	2nd	30.7
Dominique Wilkins	1988-89	7th	26.2
Dominique Wilkins	1989-90	5th	26.7
Dominique Wilkins	1990-91	7th	25.9
Dominique Wilkins	1992-93	2nd	29.9
Dominique Wilkins	1993-94	4th	26.0
Danny Manning	1983-84	12th	20.6
Kevin Willis	1993-94	20th	19.1
Steve Smith	1997-98	14th	20.1
Shareef Abdur-Rahim	2001-02	15th	21.2
Glenn Robinson	2002-03	19th	20.8
Joe Johnson	2006-07	9th	25.0
Joe Johnson	2007-08	14th	21.7
Joe Johnson	2008-09	13th	21.4
Joe Johnson	2009-10	11th	21.3
Joe Johnson	2011-12	t18th	18.8
Josh Smith	2011-12	t18th	18.8

ASSISTS

Walt Hazzard	1968-69	8th	5.9
Walt Hazzard	1969-70	6th	6.8
Walt Hazzard	1970-71	6th	6.3
Pete Maravich	1972-73	6th	6.9
Herm Gilliam	1972-73	8th	6.3
Tom Henderson	1976-77	5th	6.9
Armond Hill	1978-79	9th	5.9
Eddie Johnson	1984-85	8th	7.8
Glenn Rivers	1985-86	9th	8.4
Glenn Rivers	1986-87	4th	10.0
Glenn Rivers	1987-88	5th	9.3
Glenn Rivers	1988-89	18th	6.9
Mookie Blaylock	1992-93	8th	8.4
Mookie Blaylock	1993-94	3rd	9.7
Mookie Blaylock	1994-95	10th	7.7
Mookie Blaylock	1995-96	19th	5.9
Mookie Blaylock	1997-98	14th	6.7
Mookie Blaylock	1998-99	20th	5.8
Jason Terry	2001-02	18th	5.7
Jason Terry	2002-03	7th	7.4
Jason Terry	2003-04	18th	5.4

Player	Season	Rank	Avg
--------	--------	------	-----

Joe Johnson	2005-06	14th	6.5
ASSISTS (cont.)			
Joe Johnson	2007-08	t16th	5.8
Joe Johnson	2008-09	17th	5.8
Jeff Teague	2012-13	12th	7.2
Jeff Teague	2013-14	9th	6.7

STEALS

Glenn Rivers	1984-85	5th	2.36
Glenn Rivers	1986-87	9th	2.09
Glenn Rivers	1988-89	7th	2.38
Glenn Rivers	1990-91	16th	1.87
Mookie Blaylock	1992-93	2nd	2.54
Mookie Blaylock	1993-94	3rd	2.62
Mookie Blaylock	1994-95	2nd	2.50
Mookie Blaylock	1995-96	2nd	2.62
Mookie Blaylock	1996-97	1st	2.72
Mookie Blaylock	1997-98	1st	2.61
Mookie Blaylock	1998-99	10th	2.06
Jason Terry	2001-02	10th	1.85
Stephen Jackson	2003-04	6th	1.78
Jason Terry	2003-04	16th	1.53
Josh Smith	2006-07	19th	1.40
Josh Smith	2007-08	16th	1.52
Josh Smith	2009-10	11th	1.60
Josh Smith	2011-12	20th	1.41
Jeff Teague	2011-12	10th	1.61
Paul Millsap	2013-14	9th	1.74

3-POINT FIELD GOAL PERCENTAGE

Mike McGee	1986-87	10th	.376
Leon Wood	1987-88	10th	.409
Paul Graham	1991-92	15th	.390
Eldridge Recasner	1997-98	10th	.419
Toni Kukoc	2000-01	6th	.446
Wesley Person (MEM-POR-ATL)	2003-04	16th	.399
Tyronn Lue	2005-06	2nd	.457
Willie Green	2011-12	7th	.442
Kyle Korver	2012-13	2nd	.457
Kyle Korver	2013-14	1st	.472

FIELD GOAL PERCENTAGE

Joe Caldwell	1968-69	6th	.507
Lou Hudson	1969-70	3rd	.531
Walt Bellamy	1971-72	3rd	.545
Lou Hudson	1971-72	10th	.503
Walt Bellamy	1972-73	10th	.505
Joe Meriweather	1976-77	9th	.526
Cliff Levingston	1987-88	8th	.557
Cliff Levingston	1988-89	15th	.528
Duane Ferrell	1991-92	20th	.524
Dikembe Mutombo	1996-97	13th	.527
Dikembe Mutombo	1997-98	6th	.537
Dikembe Mutombo	1999-00	2nd	.562
Josh Childress	2007-08	6th	.571
Al Horford	2009-10	8th	.551
Al Horford	2010-11	5th	.557
Al Horford	2012-13	10th	.543



NBA STATISTICAL LEADERS, CONT.

Player	Season	Rank	Avg	Player	Season	Rank	Avg
REBOUNDING				FREE THROW PERCENTAGE (cont.)			
Bill Bridges	1968-69	8th	14.2	John Battle	1990-91	19th	.854
Bill Bridges	1969-70	4th	14.4	Steve Smith	1996-97	16th	.847
Bill Bridges	1970-71	6th	15.0	Christian Laettner	1997-98	9th	.864
Walt Bellamy	1972-73	8th	13.0	Steve Smith	1997-98	13th	.855
Dan Roundfield	1973-79	10th	10.8	Steve Smith	1998-99	16th	.849
Dan Roundfield	1982-83	5th	11.4	Jim Jackson	1999-00	7th	.877
Moses Malone	1988-89	4th	11.8	Jason Terry	2002-03	6th	.887
Moses Malone	1989-90	8th	10.0	Glenn Robinson	2002-03	11th	.876
Dominique Wilkins	1990-91	13th	9.0	Tyronn Lue	2006-07	17th	.883
Kevin Willis	1990-91	16th	8.8	Jeff Teague	2012-13	8th	.881
Kevin Willis	1991-92	2nd	15.5	BLOCKED SHOTS			
Kevin Willis	1992-93	5th	12.9	Wayne Rollins	1977-78	3rd	2.73
Kevin Willis	1993-94	3rd	12.0	Wayne Rollins	1978-79	3rd	3.14
Grant Long	1995-96	15th	9.6	Dan Roundfield	1978-79	7th	2.20
Dikembe Mutombo	1996-97	2nd	11.6	Wayne Rollins	1979-80	3rd	2.98
Dikembe Mutombo	1997-98	4th	11.4	Wayne Rollins	1980-81	2nd	2.93
Dikembe Mutombo	1998-99	3rd	12.2	Wayne Rollins	1981-82	2nd	2.84
Dikembe Mutombo	1999-00	1st	14.1	Wayne Rollins	1982-83	1st	4.29
Shareef Abdur-Rahim	2001-02	13th	9.0	Wayne Rollins	1983-84	2nd	3.60
Shareef Abdur-Rahim	2002-03	15th	8.4	Wayne Rollins	1984-85	5th	2.39
Zaza Pachulia	2005-06	20th	7.9	Wayne Rollins	1985-86	8th	2.26
Josh Smith	2006-07	14th	8.6	Jon Koncak	1988-89	16th	1.32
Al Horford	2007-08	13th	9.7	Andrew Lang	1994-95	13th	1.66
Al Horford	2009-10	10th	9.9	Dikembe Mutombo	1996-97	2nd	3.30
Josh Smith	2009-10	18th	8.7	Dikembe Mutombo	1997-98	2nd	3.38
Al Horford	2010-11	11th	9.3	Dikembe Mutombo	1998-99	4th	2.94
Josh Smith	2010-11	18th	8.5	Dikembe Mutombo	1999-00	2nd	3.28
Josh Smith	2011-12	112th	9.6	Theo Ratliff	2000-01	1st	3.74
Al Horford	2012-13	8th	10.2	Theo Ratliff	2002-03	1st	3.23
Josh Smith	2012-13	18th	8.4	Josh Smith	2004-05	12th	1.95
FREE THROW PERCENTAGE				Josh Smith	2005-06	4th	2.60
Lou Hudson	1969-70	7th	.824	Josh Smith	2006-07	2nd	2.88
Charlie Criss	1980-81	7th	.864	Josh Smith	2007-08	2nd	2.80
Glenn Rivers	1988-89	16th	.861	Josh Smith	2008-09	13th	1.61
Antoine Carr	1988-89	20th	.855	Josh Smith	2009-10	3rd	2.14
Anthony Webb	1990-91	17th	.868	Josh Smith	2010-11	15th	1.56
				Josh Smith	2011-12	9th	1.74
				Josh Smith	2012-13	19th	1.79

HAWKS OPENING DAY STARTING LINEUPS

2013-14 DeMarre Carroll Paul Millsap Al Horford Kyle Korver Jeff Teague	F C C G G	2007-08 Marvin Williams Josh Smith Al Horford Joe Johnson Anthony Johnson	F C C G G	2001-02 Shareef Abdur-Rahim Dion Glover Theo Ratliff Emanuel Davis Jason Terry	F C C G G	1995-96 Ken Norman Grant Long Andrew Lang Steve Smith Mookie Blaylock	F C C G G
2012-13 Kyle Korver Josh Smith Al Horford Devin Harris Jeff Teague	F C C G G	2006-07 Josh Smith Shelden Williams Zaza Pachulia Joe Johnson Speedy Claxton	F C C G G	2000-01 Roshown McLeod Hanno Mottola Alan Henderson Jim Jackson Jason Terry	F C C G G	1994-95 Ken Norman Kevin Willis Andrew Lang Stacey Augmon Mookie Blaylock	F C C G G
2011-12 Marvin Williams Josh Smith Al Horford Joe Johnson Jeff Teague	F C C G G	2005-06 Al Harrington Josh Smith Zaza Pachulia Josh Childress Joe Johnson	F C C G G	1999-00 Roshown McLeod Alan Henderson Dikembe Mutombo Jim Jackson Bimbo Coles	F C C G G	1993-94 Dominique Wilkins Kevin Willis Jon Koncak Stacey Augmon Mookie Blaylock	F C C G G
2010-11 Marvin Williams Josh Smith Al Horford Joe Johnson Mike Bibby	F C C G G	2004-05 Al Harrington Antoine Walker Jason Collier Boris Diaw Kenny Anderson	F C C G G	1998-99 LaPhonso Ellis Alan Henderson Dikembe Mutombo Steve Smith Mookie Blaylock	F C C G G	1992-93 Dominique Wilkins Kevin Willis Blair Rasmussen Travis Mays Morlon Wiley	F C C G G
2009-10 Marvin Williams Josh Smith Al Horford Joe Johnson Mike Bibby	F C C G G	2003-04 Stephen Jackson Shareef Abdur-Rahim Theo Ratliff Dion Glover Jason Terry	F C C G G	1997-98 Tyronn Corbin Christian Laettner Dikembe Mutombo Steve Smith Mookie Blaylock	F C C G G	1991-92 Dominique Wilkins Kevin Willis Blair Rasmussen Stacey Augmon Rumeal Robinson	F C C G G
2008-09 Maurice Evans Josh Smith Al Horford Joe Johnson Mike Bibby	F C C G G	2002-03 Glenn Robinson Alan Henderson Theo Ratliff Ira Newble Jason Terry	F C C G G	1996-97 Tyronn Corbin Christian Laettner Dikembe Mutombo Steve Smith Mookie Blaylock	F C C G G	1990-91 Dominique Wilkins Kevin Willis Moses Malone Glenn Rivers Rumeal Robinson	F C C G G

HAWKS OPENING DAY STARTING LINEUPS, CONT.

1989-90 Jon Koncak Dominique Wilkins Moses Malone John Battle Glenn Rivers	F C C C G	1983-84 Dan Roundfield Dominique Wilkins Billy Paultz Eddie Johnson Armond Hill	F C C C G	1977-78 John Brown John Drew Steve Hawes Ken Charles Armond Hill	F C C C G	1971-72 Bill Bridges Lou Hudson Walt Bellamy Herm Gilliam Pete Maravich	F C C C G
1988-89 Antoine Carr Dominique Wilkins Moses Malone Glenn Rivers Reggie Theus	F C C C G	1982-83 Dan Roundfield Dominique Wilkins Tree Rollins Eddie Johnson Rory Sparrow	F C C C G	1976-77 John Drew Joe C. Meriweather Steve Hawes Tom Henderson Lou Hudson	F C C C G	1970-71 Bill Bridges Lou Hudson Walt Bellamy Walt Hazzard Pete Maravich	F C C C G
1987-88 Dominique Wilkins Kevin Willis Tree Rollins Glenn Rivers Randy Wittman	F C C C G	1981-82 Rudy Macklin Dan Roundfield Tree Rollins James McElroy Rory Sparrow	F C C C G	1975-76 Connie Hawkins Lou Hudson Dwight Jones Tom Henderson Tom VanArsdale	F C C C G	1969-70 Bill Bridges Jimmy Davis Joe Caldwell Walt Hazzard Lou Hudson	F C C C G
1986-87 Dominique Wilkins Kevin Willis Tree Rollins Glenn Rivers Randy Wittman	F C C C G	1980-81 John Drew Dan Roundfield Steve Hawes Armond Hill Eddie Johnson	F C C C G	1974-75 John Brown John Drew Dwight Jones Tom Henderson Dean Meminger	F C C C G	1968-69 Bill Bridges Joe Caldwell Zelmo Beaty Walt Hazzard Lou Hudson	F C C C G
1985-86 Cliff Levingston Kevin Willis Tree Rollins Spud Webb Dominique Wilkins	F C C C G	1979-80 John Drew Dan Roundfield Steve Hawes Armond Hill Eddie Johnson	F C C C G	1973-74 Lou Hudson Jim Washington Walt Bellamy Herm Gilliam Pete Maravich	F C C C G		
1984-85 Dominique Wilkins Sly Williams Tree Rollins Eddie Johnson Glenn Rivers	F C C C G	1978-79 John Drew Dan Roundfield Steve Hawes Butch Beard Armond Hill	F C C C G	1972-73 Lou Hudson Jim Washington Walt Bellamy Herm Gilliam Pete Maravich	F C C C G		

HAWKS SUNDRY RECORDS

BIGGEST WIN	44	Hawks 141, Detroit 97, February 7, 1994
BIGGEST LOSS	47	Philadelphia 132, Hawks 85, December 8, 1982
MOST WON	57	1986-87, 1993-94
MOST LOST	69	2004-05
HIGHEST WIN PERCENTAGE	.695	1986-87, 1993-94 (57-25)
LOWEST WIN PERCENTAGE	.159	2004-05 (13-69)
MOST HOME VICTORIES	36	1993-94, 1996-97
MOST HOME DEFEATS	32	2004-05
MOST ROAD VICTORIES	22	1986-87
MOST ROAD DEFEATS	37	2004-05
LONGEST WINNING STREAK	14	November 16, 1993 to December 14, 1993
LONGEST WINNING STREAK (Start of season)	11	October 31, 1997 to November 18, 1998
LONGEST LOSING STREAK	16	March 11, 1976 to April 9, 1976
LONGEST LOSING STREAK (Start of season)	7	October 31, 2000 to November 14, 2000
LONGEST HOME WINNING STREAK	22	December 8, 1990 to March 7, 1991
LONGEST HOME LOSING STREAK	11	February 15, 2005 to April 5, 2005
LONGEST ROAD WINNING STREAK	7	November 17, 1993 to December 22, 1993
LONGEST ROAD LOSING STREAK	29	January 28, 1976 to November 26, 1976
MOST HAWKS POINTS IN LOSING GAME	133	Memphis 136, Hawks 133, 20T, March 29, 2004
MOST OPPONENTS POINTS IN LOSING GAME	137	Baltimore 138, Hawks 133, December 17, 1969
MOST PLAYERS SCORING 1000 POINTS	5	Hawks 140, Baltimore 137, November 1, 1969 Hawks 142, Chicago 137, November 6, 1969 1969-70 (Hudson 2031, Caldwell 1727, Hazzard 1253, Bridges 1217, Davis 1116)



HAWKS SUNDRY RECORDS, CONT.

BIGGEST HAWKS WINS:	44	Hawks 141, Detroit 97 (2-7-94)
	42	Hawks 135, Philadelphia 93 (4-15-89)
	41	Hawks 139, Phoenix 98 (3-10-71)
	39	Hawks 138, Philadelphia 99 (3-3-69)
		Hawks 130, Milwaukee 91 (1-15-87)
		Hawks 133, Charlotte 94 (1-4-94)
		Hawks 148, Orlando 109 (11-11-89)
BIGGEST HAWKS LOSSES:	47	Philadelphia 132, Hawks 85 (12-8-82)
	46	L.A. Lakers 113, Hawks 67 (1-9-04)
	44	Phoenix 118, Hawks 74 (3-30-00)
	44	L.A. Lakers 134, Hawks 90 (1-7-72)
	43	Cleveland 123, Hawks 80 (3-22-92)
	41	New Orleans 100, Hawks 59 (1-21-11)

HAWKS — THE LAST TIME. . .

A HAWK	A HAWK	AN OPPONENT
SCORED 30-39 POINTS	Teague (34) v/Tor, 3/18/14	Knight (31), Mil, 4/16/14
SCORED 40-49 POINTS	J. Johnson (40) @Chi, 12/19/09	Love (43), Min, 2/1/14
SCORED 50+ POINTS	Abdur-Rahim (50) w/Det, 11/23/01	Iverson (53), Phi, 12/23/05
HAD 15-19 REBOUNDS	Millsap (17) v/Phi, 3/31/14	Jefferson (15), Cha, 4/14/14
HAD 20-24 REBOUNDS	Horford (22) @Det, 2/25/13	Chandler (23), NYK, 2/22/14
HAD 25-29 REBOUNDS	Mutombo (29) v/Tor, 1/31/01	Duncan (27), SAS, 1/27/10
HAD 30+ REBOUNDS	Willis (33) v/Was, 2/19/92	Nater (33), Mil, 12/19/76
HAD 20+ ASSISTS	Blaylock (23) v/Uta, 3/6/93	Rondo (20), Bos, 4/11/12
HAD 5+ STEALS	Carroll (5) @Tor, 3/23/14	George (6), Ind, 4/6/14
HAD 10+ BLOCKED SHOTS	J. Smith (10) @Dal, 12/18/04	Clark (12), Tor, 3/23/01
MADE 15-19 FGs	Horford (15) v/Was, 12/13/13	Durant (15), OKC, 1/27/14
MADE 20+ FIELD GOALS	Abdur-Rahim (21) v/Det, 11/23/01	Iverson (20), Phi, 11/29/03
MADE 5+ 3-POINTERS	Korver (6) @Pho, 3/2/14	Young (5), Phi, 3/31/14
MADE 15-19 FTs	Williams (18) @Cha, 2/6/09	Love (17), Min, 2/1/14
MADE 20+ FREE THROWS	Do. Wilkins (20) @NYK, 3/2/93	Wade (20), Mia, 12/19/07
HAD A TRIPLE-DOUBLE	Millsap (19 pts/13 rebs/10 assts)	Noah (19 pts/16 rebs/11 assts)
	3/18/14 v/Tor	2/11/14 (Chi)
HAD A 20-20 (PTS/REBS)	Horford (23 pts/22 rebs)	Jefferson (24 pts/23 rebs)
	2/25/13 @Det	12/28/13 (Cha)
HAD A 30-20 (PTS/REBS)	Beatty (33 pts/20 rebs)	Nater (30 pts/33 rebs)
	1/23/66 v/Phi	12/19/76 (Mil)
HAD A 20-30 (PTS/REBS)	Willis (20 pts/33 rebs)	Nater (30 pts/33 rebs)
	2/19/92 v/Was	12/19/76 (Mil)
FOUR-POINT PLAY	Martin v/Cha, 4/14/14	Anderson, Bkn, 1/16/14
TEAM		
SCORED 120-129 POINTS	@Pho (120), 3/2/14	Pho (129), 3/2/14
SCORED 130-139 POINTS	v/Uta (139), 3/25/12	Uta (133), 3/25/12
SCORED 140-149 POINTS	v/Tor (146), 12/2/09	NJM (140), 2/13/91
SCORED 150+ POINTS	@SDC (155), 2/11/70	Chi (156), 12/5/69
SHOT 60% FIELD GOALS	@NYK (.606), 12/14/13	Pho (.642), 1/29/08
WON BY 20-29 POINTS	@Phi (26, 125-99), 1/31/14	Min (24, 107-83), 3/26/14
WON BY 30-39 POINTS	v/Uta (33, 118-85), 12/20/13	Chi (39, 97-58), 1/14/13
WON BY 40+ POINTS	v/Det (44, 141-97), 2/7/94	NOH (41, 100-59), 1/21/11
HAWKS		
WON FIVE STRAIGHT	3/10/14 - 3/18/14 (5)	
WON 10 STRAIGHT	4/9/10 - 11/5/10 (10)	
WON 5 STRAIGHT AT HOME	12/13/13 - 12/28/13 (5)	
WON 10 STRAIGHT AT HOME	11/25/10 - 1/8/11 (10)	
WON 15 STRAIGHT AT HOME	11/12/96 - 2/12/97 (20)	
WON 20 STRAIGHT AT HOME	11/12/96 - 2/12/97 (20)	
WON 5 STRAIGHT ON THE ROAD	2/11/13 - 2/27/13 (5)	
WON 10 STRAIGHT ON THE ROAD	not in Atlanta history	
LOST 5 STRAIGHT ON THE ROAD	2/5/14 - 3/8/14 (10)	
LOST 10 STRAIGHT ON THE ROAD	2/5/14 - 3/8/14 (10)	

HISTORY



32 MIKE
SCOTT





YEARLY W - L RECORDS

TRI-CITIES BLACKHAWKS (54-78)

Year	Coach	Season		Finish	Playoffs	
		W	L		W	L
1949-50	Roger Potter (1-6) Arnold "Red" Auerbach (28-29)	29	35	3rd	1	2
1950-51	Dave McMillan (9-14) John Logan (2-1) Marko Todorovich (14-28)	25	43	5th	—	—

MILWAUKEE HAWKS (91-190)

1951-52	Doxie Moore	17	49	5th	—	—
1952-53	Andrew Levane	27	44	5th	—	—
1953-54	Andrew Levane (11-35) William "Red" Holzman (10-16)	21	51	4th	—	—
1954-55	William "Red" Holzman	26	46	4th	—	—

ST. LOUIS HAWKS (553-452)

1955-56	William "Red" Holzman	33	39	3rd	4	4
1956-57	William "Red" Holzman (14-19) Slater Martin (5-3) Alex Hannum (15-16)	34	38	1st	8	4
1957-58	Alex Hannum	41	31	1st	8	3
1958-59	Andy Phillip (6-4) Ed Macauley (43-19)	49	23	1st	2	4
1959-60	Ed Macauley	46	29	1st	7	7
1960-61	Paul Seymour	51	28	1st	5	7
1961-62	Paul Seymour (5-9) Andrew Levane (20-40) Bob Pettit (4-2)	29	51	4th	—	—
1962-63	Harry Gallatin	48	32	2nd	6	5
1963-64	Harry Gallatin	46	34	2nd	7	5
1964-65	Harry Gallatin (17-16) Richie Guerin (28-19)	45	35	2nd	1	3
1965-66	Richie Guerin	36	44	3rd	6	4
1966-67	Richie Guerin	39	42	2nd	5	4
1967-68	Richie Guerin	56	26	1st	2	4

ATLANTA HAWKS (1844-1880)

1968-69	Richie Guerin	48	34	2nd	5	6
1969-70	Richie Guerin	48	34	1st	4	5
1970-71	Richie Guerin	36	46	2nd	1	4
1971-72	Richie Guerin	36	46	2nd	2	4
1972-73	Cotton Fitzsimmons	46	36	2nd	2	4
1973-74	Cotton Fitzsimmons	35	47	2nd	—	—
1974-75	Cotton Fitzsimmons	31	51	4th	—	—
1975-76	Cotton Fitzsimmons (28-46)/Gene Tormohlen (1-7)	29	53	5th	—	—
1976-77	Hubie Brown	31	51	6th	—	—
1977-78	Hubie Brown	41	41	4th	0	2
1978-79	Hubie Brown	46	36	3rd	5	4
1979-80	Hubie Brown	50	32	1st	1	4
1980-81	Hubie Brown (31-48) Michael Fratello/Brendan Suhr (0-3)	31	51	4th	—	—
1981-82	Kevin Loughery	42	40	2nd	0	2
1982-83	Kevin Loughery	43	39	2nd	1	2
1983-84	Michael Fratello	40	42	3rd	2	3
1984-85	Michael Fratello	34	48	5th	—	—
1985-86	Michael Fratello	50	32	2nd	4	5
1986-87	Michael Fratello	57	25	1st	4	5
1987-88	Michael Fratello	50	32	3rd	6	6
1988-89	Michael Fratello	52	30	3rd	2	3
1989-90	Michael Fratello	41	41	6th	—	—
1990-91	Bob Weiss	43	39	4th	2	3
1991-92	Bob Weiss	38	44	5th	—	—
1992-93	Bob Weiss	43	39	4th	0	3
1993-94	Lenny Wilkens	57	25	1st	5	6
1994-95	Lenny Wilkens	42	40	5th	0	3
1995-96	Lenny Wilkens	46	36	4th	4	6

YEARLY W - L RECORDS, CONT.

ATLANTA HAWKS (1844-1880), CONT.

Year	Coach	Season		Finish	Playoffs	
		W	L		W	L
1996-97	Lenny Wilkens	56	26	2nd	4	6
1997-98	Lenny Wilkens	50	32	4th	1	3
1998-99	Lenny Wilkens	31	19	2nd	3	6
1999-00	Lenny Wilkens	28	54	7th	—	—
2000-01	Lon Kruger	25	57	7th	—	—
2001-02	Lon Kruger	33	49	6th	—	—
2002-03	Lon Kruger (11-16)/Terry Stotts (24-31)	35	47	5th	—	—
2003-04	Terry Stotts	28	54	7th	—	—
2004-05	Mike Woodson	13	69	5th	—	—
2005-06	Mike Woodson	26	56	4th	—	—
2006-07	Mike Woodson	30	52	5th	—	—
2007-08	Mike Woodson	37	45	3rd	3	4
2008-09	Mike Woodson	47	35	2nd	4	7
2009-10	Mike Woodson	53	29	2nd	4	7
2010-11	Larry Drew	44	38	3rd	6	6
2011-12	Larry Drew	40	26	2nd	2	4
2012-13	Larry Drew	44	38	2nd	2	4
2013-14	Mike Budenholzer	38	44	4th	3	4

COACHING RECORDS

Name	REGULAR SEASON			PLAYOFFS		
	W	L	Pct.	W	L	Pct.
Richie Guerin	327	291	.529	26	34	.433
Michael Fratello	324	250	.564	18	22	.450
Lenny Wilkens	310	232	.572	17	30	.362
Mike Woodson	206	286	.419	11	18	.379
Hubie Brown	199	208	.489	6	10	.375
Cotton Fitzsimmons	140	180	.438	2	4	.333
Larry Drew	128	102	.557	10	14	.417
Bob Weiss	124	122	.504	2	6	.250
Harry Gallatin	111	82	.575	13	10	.565
Ed Macauley	89	48	.650	9	11	.450
Kevin Loughery	85	79	.518	1	4	.200
William "Red" Holzman	83	120	.409	4	4	.500
Lon Kruger	69	122	.361	—	—	—
Andrew Levane	58	119	.328	—	—	—
Paul Seymour	56	37	.602	5	7	.417
Alex Hannum	56	47	.544	16	7	.696
Terry Stotts	52	85	.380	—	—	—
Mike Budenholzer	38	44	.463	3	4	.429
Arnold "Red" Auerbach	28	29	.491	1	2	.333
Doxie Moore	17	49	.258	—	—	—
Marko Todorovich	14	28	.333	—	—	—
Dave McMillan	9	14	.391	—	—	—
Andy Phillip	6	4	.600	—	—	—
Slater Martin	5	3	.625	—	—	—
Bob Pettit	4	2	.667	—	—	—
John Logan	2	1	.667	—	—	—

HISTORY

HISTORY



YEARLY RESULTS: 1968 - 69

48-34 OVERALL (28-12 at home, 18-21 on the road, 2-1 at neutral site)



SEASON STATS

	G	Min	FGM	FGA	Pct	FTM	FTA	Pct	Reb	Asst	PF	DQ	Pts	Avg
Hudson	81	2869	716	1455	.492	338	435	.777	533	216	248	0	1770	21.9
Beaty	72	2578	588	1251	.470	370	506	.731	798	131	272	7	1546	21.5
Caldwell	81	2720	561	1106	.507	159	296	.537	303	320	231	1	1281	15.8
Bridges	80	2930	351	775	.453	239	353	.677	1132	298	290	3	941	11.8
Ohl	76	1995	385	901	.427	147	208	.707	170	221	232	5	917	12.1
Hazzard	80	2420	345	869	.397	208	294	.707	266	474	264	6	898	11.2
Davis	78	1367	265	568	.467	154	231	.667	529	97	239	6	684	8.8
Silas	79	1853	241	575	.419	204	333	.613	745	140	166	0	686	8.7
Guerin	27	472	47	111	.423	57	74	.770	59	99	66	0	151	5.6
Harlicka	26	218	41	90	.456	24	31	.774	16	37	29	0	106	4.1
Hamilton	25	141	37	67	.552	2	5	.400	29	8	19	0	76	3.0
Lehmann	11	138	26	67	.388	8	12	.667	9	27	18	0	60	5.5
Waller	11	29	2	9	.222	3	7	.429	10	1	8	0	7	0.6

RESULTS

(1) at Columbia, SC (2) at Baltimore, MD (3) at Cleveland, OH

Date	Opponent	W/L	Atl.	Opp.	Record
10/16	CINCINNATI	L	110	125	0-1
10/19	MILWAUKEE	W	125	107	1-1
10/23	CHICAGO	W	106	91	2-1
10/25	at Seattle	L	112	123	2-2
10/27	at Phoenix	W	123	100	3-2
10/29	at Los Angeles	L	124	125	3-3
10/30	at San Diego	L	116	127	3-4
11/1	SAN FRAN.	W	109	105	4-4
11/3	BOSTON	L	103	123	4-5
11/6	at Baltimore	L	119	140	4-6
11/8	SAN DIEGO	W	114	101	5-6
11/9	SAN FRAN.	W	113	106	6-6
11/12	at San Francisco	L	108	123	6-7
11/13	at Seattle	W	142	113	7-7
11/15	PHILADELPHIA	L	115	116	7-8
11/16	at Cincinnati	L	125	130	7-9
11/19	at Milwaukee	L	98	119	7-10
11/20	NEW YORK	W	111	106	8-10
11/21	at Detroit	W	129	121	9-10
11/23	at Chicago	W	114	96	10-10
11/24	BALTIMORE	L	111	118	10-11
11/26	at Baltimore	L	99	102	10-12
11/27	CINCINNATI	W	94	91	11-12
11/30	at Cincinnati	W	126	109	12-12
12/3	at New York	L	93	126	12-13
12/4	NEW YORK	L	113	121	12-14
12/6	LOS ANGELES	L	94	99	12-15
12/8	at Phoenix	W	121	99	13-15
12/10	at San Francisco	W	111	100	14-15
12/12	at Seattle	W	93	91	15-15
12/13	at Los Angeles	W	105	103	16-15
12/14	at Chicago	W	87	83	17-15
12/18	MILWAUKEE	W	122	116	18-15
12/21	DETROIT	W	120	110	19-15
12/26	SEATTLE	W	126	96	20-15
12/28	BOSTON	W	110	97	21-15
12/29	BALTIMORE	W	101	99	22-15
1/2	at Chicago	W	106	88	23-15
1/3	DETROIT	W	128	106	24-15
1/4	LOS ANGELES	L	111	121	24-16
1/5	PHOENIX	W	97	96	25-16

ATLANTA
Most points: 142 at Seattle (11/13)
Least points: 87 (two times)

(#, overtime; #2, double OT; #3, three OT; #4, four OT)

Date	Opponent	W/L	Atl.	Opp.	Record
1/8	at Philadelphia	L	111	112	25-17
1/10	DETROIT	W	104	101	26-17
1/11	LOS ANGELES	W	104	100	27-17
ALL-STAR BREAK					
1/16	(1) PHOENIX	W	112	107	28-17
1/17	PHOENIX	W	112	107	29-17
1/19	NEW YORK	W	100	96	30-17
1/21	at San Diego	L	113	124	30-18
1/22	at Phoenix	W	125	107	31-18
1/24	LOS ANGELES	W	110	106	32-18
1/25	at Baltimore	W	112	109	33-18
1/26	PHILADELPHIA	L	115	119	33-19
1/28	at Boston	L	96	108	33-20
1/29	at Philadelphia	L	96	119	33-21
1/31	SEATTLE	L	112	119	33-22
2/1	DETROIT	W	119	99	34-22
2/2	SAN DIEGO	W	115	103	35-22
2/4	at New York	L	97	122	35-23
2/7	at Boston	W	109	107	36-23
2/8	CHICAGO	W	106	97	37-23
2/9	BALTIMORE	L	101	102	37-24
2/11	SAN FRANCISCO	L	87	92	37-25
2/12	at Milwaukee	W	113	106	38-25
2/14	(#) BOSTON	W	104	101	39-25
2/16	SAN FRANCISCO	L	106	113	39-26
2/17	(2) MILWAUKEE	L	111	123	39-27
2/18	(3) at Cincinnati.	W	124	123	40-27
2/20	at Detroit	W	97	87	41-27
2/23	SAN DIEGO	W	124	92	42-27
2/25	at New York	L	101	122	42-28
2/28	at Boston	L	120	122	42-29
3/3	MILWAUKEE	W	112	106	43-29
3/8	PHILADELPHIA	W	138	99	44-29
3/9	CINCINNATI	W	134	107	45-29
3/11	at Chicago	L	90	102	45-30
3/12	CHICAGO	W	109	90	46-30
3/15	at Philadelphia	L	120	122	46-31
3/16	(#) SEATTLE	W	131	127	47-31
3/18	at San Francisco	W	128	115	48-31
3/20	SAN DIEGO	L	97	115	48-32
3/21	at Los Angeles	L	103	116	48-33
3/23	at San Diego	L	121	128	48-34

OPPONENT
Most points: 140 (Baltimore, 11/6)
Least points: 83 (Chicago, 12/14)

YEARLY RESULTS: 1969 - 70

48-34 OVERALL (25-13 at home, 18-16 on the road, 5-5 at neutral site)



SEASON STATS

	G	Min	FGM	FGA	Pct	FTM	FTA	Pct	Reb	Asst	PF	DQ	Pts	Avg
Hudson	80	3091	830	1564	.531	371	450	.824	373	276	225	1	2031	25.4
Caldwell	82	2857	674	1329	.507	379	551	.688	407	287	255	3	1727	21.1
Bellamy	23	855	141	287	.491	75	124	.605	310	88	97	2	357	15.5
Hazzard	82	2757	493	1056	.467	267	330	.809	329	561	264	3	1253	15.3
Bridges	82	3269	443	932	.475	331	451	.734	1181	345	292	6	1217	14.8
Davis	82	2623	438	943	.464	240	318	.755	796	238	335	5	1116	13.6
Gregor	81	1603	286	661	.433	88	113	.779	397	63	159	5	660	8.1
Beard	72	941	183	392	.467	135	163	.828	140	121	124	0	501	7.0
Ohl	66	984	176	372	.473	58	72	.806	71	98	113	1	410	6.2
Newmark	64	612	127	296	.429	59	77	.766	174	42	128	3	313	4.9
O'Malley	24	113	21	60	.350	8	19	.421	26	10	12	0	50	2.1
Tormohlen	2	11	2	4	.500	0	0	.000	4	1	3	0	4	2.0
Guerin	8	64	3	11	.273	1	1	1.000	2	12	9	0	7	0.9

RESULTS

(#, overtime; #2, double OT; #3, three OT; #4, four OT)

(1) at Auburn, AL (2) at Albuquerque, NM (3) at St. Louis, MO (4) at Salt Lake City, UT (5) at Kansas City, KS (6) at Cleveland, OH (7) at Memphis, TN (8) at Columbia, SC (9) at Greenville, SC

Date	Opponent	W/L	Atl.	Opp.	Record
10/15	SEATTLE	W	124	119	1-0
10/18	PHOENIX	W	121	116	2-0
10/22	SAN FRANCISCO	L	93	94	2-1
10/24	at Boston	W	122	110	3-1
10/25	DETROIT	L	104	125	3-2
10/28	at New York	L	104	128	3-3
10/29	SAN DIEGO	W	117	114	4-3
11/1	(#) at Baltimore	W	140	137	5-3
11/2	SEATTLE	W	125	113	6-3
11/5	BOSTON	W	128	121	7-3
11/6	(#) at Chicago	W	142	137	8-3
11/8	SAN FRANCISCO	W	106	93	9-3
11/10	(1) CHICAGO	W	133	132	10-3
11/11	PHILADELPHIA	W	124	107	11-3
11/14	at San Francisco	W	120	109	12-3
11/15	at San Diego	L	118	133	12-4
11/16	(2) at Phoenix	L	118	139	12-5
11/19	at Seattle	W	137	116	13-5
11/21	at Detroit	W	118	106	14-5
11/22	PHILADELPHIA	L	116	132	14-6
11/25	(3) MILWAUKEE	L	115	130	14-7
11/26	NEW YORK	L	103	138	14-8
11/28	at Boston	W	130	105	15-8
11/29	CINCINNATI	W	128	111	16-8
12/4	SEATTLE	W	119	111	17-8
12/5	at Cincinnati	L	127	156	17-9
12/7	at Los Angeles	W	104	103	18-9
12/9	(4) SAN FRANCISCO	W	117	115	19-9
12/10	at San Diego	L	107	126	19-10
12/12	LOS ANGELES	W	121	107	20-10
12/13	MILWAUKEE	L	100	121	20-11
12/16	(#) at New York	W	125	124	21-11
12/17	BALTIMORE	L	133	138	21-12
12/18	(5) at Chicago	L	112	114	21-13
12/20	BOSTON	W	122	106	22-13
12/21	CHICAGO	W	118	111	23-13
12/26	(6) at Cincinnati	L	110	130	23-14
12/27	PHILADELPHIA	W	112	107	24-14
12/29	SAN DIEGO	W	122	118	25-14
12/31	BALTIMORE	W	122	111	26-14

ATLANTA
Most points: 155 at San Diego (2/11)
Least points: 87 at Los Angeles (1/30)

Date	Opponent	W/L	Atl.	Opp.	Record
1/3	at Philadelphia	L	117	121	26-15
1/2	CINCINNATI	L	102	104	26-16
1/4	at Milwaukee	W	126	125	27-16
1/6	SEATTLE	W	101	97	28-16
1/7	at Boston	W	112	106	29-16
1/9	LOS ANGELES	L	112	127	29-17
1/10	at Baltimore	L	109	130	29-18
1/12	(7) DETROIT	L	100	113	29-19
1/13	at Philadelphia	L	105	136	29-20
1/14	SAN FRANCISCO	L	101	103	29-21
1/16	(8) CINCINNATI	W	117	100	30-21
1/18	CHICAGO	W	125	107	31-21
ALL-STAR BREAK					
1/25	MILWAUKEE	L	116	131	31-22
1/26	at San Francisco	W	131	104	32-22
1/28	at Seattle	L	119	120	32-23
1/29	at Phoenix	L	102	111	32-24
1/30	at Los Angeles	L	87	102	32-25
2/1	BALTIMORE	L	124	133	32-26
2/2	(9) DETROIT	W	125	121	33-26
2/4	NEW YORK				



YEARLY RESULTS: 1970 - 71



36-46 OVERALL (21-20 at home, 14-26 on the road, 1-0 at neutral site)

SEASON STATS

	G	Min	FGM	FGA	Pct	FTM	FTA	Pct	Reb	Asst	PF	DQ	Pts	Avg
Hudson	76	3113	829	1713	.484	381	502	.759	386	257	186	0	2039	26.8
Maravich	81	2926	738	1613	.458	404	505	.800	298	355	238	1	1880	23.2
Hazzard	82	2877	517	1126	.459	315	415	.759	300	514	276	2	1349	16.5
Bellamy	82	2908	433	879	.493	336	556	.604	1060	230	271	4	1202	14.7
Bridges	82	3140	382	834	.458	211	330	.639	1233	240	317	7	975	11.9
Chambers	65	1168	237	526	.451	106	134	.791	245	61	119	0	580	8.9
Davis	82	1864	241	503	.479	195	288	.677	546	108	253	5	677	8.3
Chappell	42	451	71	161	.441	60	74	.811	133	16	63	2	202	4.8
Valley	51	430	73	204	.358	45	59	.763	34	47	50	0	191	3.7
Christian	54	524	55	127	.433	40	64	.625	177	30	118	0	150	2.8
White	38	315	34	84	.405	22	39	.564	48	47	62	2	90	2.4
Riley	7	39	4	9	.444	5	9	.556	12	1	5	0	13	1.9

RESULTS

(#, overtime; #2, double OT; #3, three OT; #4, four OT)

(1) at College Park, MD

Date	Opponent	W/L	Atl.	Opp.	Record
10/17	MILWAUKEE	L	98	107	0-1
10/21	SAN FRANCISCO	W	102	100	1-1
10/22	at Detroit	L	101	120	1-2
10/24	BOSTON	L	109	113	1-3
10/26	at Cincinnati	L	107	126	1-4
10/31	SAN DIEGO	L	117	121	1-5
11/1	at Cleveland	W	131	107	2-5
11/4	DETROIT	L	105	117	2-6
11/6	at Philadelphia	L	112	118	2-7
11/7	PHOENIX	L	100	107	2-8
11/10	PHILADELPHIA	W	109	104	3-8
11/11	at Buffalo	L	118	134	3-9
11/13	at Boston	W	116	114	4-9
11/14	CHICAGO	L	116	120	4-10
11/17	at Los Angeles	L	105	116	4-11
11/18	at Portland	L	131	146	4-12
11/21	BALTIMORE	W	130	103	5-12
11/22	PHILADELPHIA	W	125	115	6-12
11/24	at New York	L	119	128	6-13
11/25	NEW YORK	L	111	114	6-14
11/27	at San Diego	L	127	128	6-15
11/29	at Seattle	L	107	130	6-16
12/1	at San Francisco	L	106	113	6-17
12/2	at Phoenix	L	112	126	6-18
12/5	SEATTLE	W	106	100	7-18
12/8	at Milwaukee	L	104	125	7-19
12/9	at Cincinnati	L	106	118	7-20
12/11	at Chicago	L	86	87	7-21
12/12	PORTLAND	W	107	101	8-21
12/13	BUFFALO	W	110	91	9-21
12/16	SAN DIEGO	W	128	117	10-21
12/18	(1) at Baltimore	W	116	112	11-21
12/19	LOS ANGELES	L	104	116	11-22
12/22	at Los Angeles	W	119	115	12-22
12/23	at San Diego	L	102	133	12-23
12/25	at Phoenix	L	115	127	12-24
12/26	CINCINNATI	L	118	130	12-25
12/28	SAN FRANCISCO	L	104	115	12-26
12/29	at Detroit	L	97	99	12-27
12/31	CLEVELAND	W	119	85	13-27

Date	Opponent	W/L	Atl.	Opp.	Record
1/2	at New York	W	112	108	14-27
1/3	BOSTON	L	128	140	14-28
1/5	DETROIT	L	90	98	14-29
1/7	BALTIMORE	L	102	110	14-30
1/8	at Baltimore	L	104	115	14-31
1/10	PHOENIX	L	105	116	14-32
ALL-STAR BREAK					
1/15	at Boston	L	123	134	14-33
1/16	LOS ANGELES	W	127	123	15-33
1/18	at Buffalo	W	123	113	16-33
1/20	SEATTLE	L	108	112	16-34
1/22	at Milwaukee	W	117	110	17-34
1/24	MILWAUKEE	L	120	142	17-35
1/26	at Philadelphia	L	122	129	18-35
1/27	NEW YORK	L	108	116	17-37
1/29	CLEVELAND	W	119	111	18-37
1/31	SAN DIEGO	W	131	120	19-37
2/2	at San Francisco	L	99	101	19-38
2/4	at Portland	L	123	137	19-39
2/5	(#) at Seattle	W	121	120	20-39
2/7	CINCINNATI	W	121	118	21-39
2/9	at New York	W	114	109	22-39
2/10	BOSTON	W	114	102	23-39
2/12	NEW YORK	W	125	116	24-39
2/14	MILWAUKEE	L	88	124	24-40
2/16	at Chicago	L	102	118	24-41
2/20	at Baltimore	W	122	115	25-41
2/21	BALTIMORE	L	119	121	25-42
2/24	PORTLAND	W	118	107	26-42
2/26	(#) at Boston	L	129	137	26-43
2/27	BUFFALO	W	134	117	27-43
2/28	DETROIT	L	105	106	27-44
3/2	at Seattle	W	128	116	28-44
3/3	at San Francisco	W	109	105	29-44
3/5	at Los Angeles	W	105	104	30-44
3/7	CINCINNATI	W	122	112	31-44
3/10	PHOENIX	W	139	98	32-44
3/12	at Cleveland	W	119	107	33-44
3/13	at Cincinnati	L	127	136	33-45
3/14	PHILADELPHIA	W	108	101	34-45
3/16	at Philadelphia	W	130	125	35-45
3/19	(#) CHICAGO	W	112	111	36-45
3/20	at Chicago	L	121	138	36-36

ATLANTA
Most points: 139 vs. Phoenix (3/10)
Least points: 86 at Chicago (12/11)

OPPONENT
Most points: 146 (Portland, 11/18)
Least points: 85 (Cleveland, 12/31)

YEARLY RESULTS: 1971 - 72



36-46 OVERALL (22-19 at home, 13-26 on the road, 1-1 at neutral site)

SEASON STATS

	G	Min	FGM	FGA	Pct	FTM	FTA	Pct	Reb	Asst	PF	DQ	Pts	Avg
Hudson	77	3042	775	1540	.503	349	430	.812	385	309	225	0	1899	24.7
Maravich	66	2302	460	1077	.427	355	438	.811	256	393	207	0	1275	19.3
Bellamy	82	3187	593	1089	.545	340	581	.585	1049	262	255	2	1526	18.6
Washington	67	2416	325	729	.446	201	256	.785	601	121	217	0	851	12.7
Adams	70	2030	307	779	.394	204	273	.747	494	137	259	5	818	11.7
Gilliam	82	2337	345	774	.446	145	173	.838	335	377	232	3	835	10.2
Bridges	14	546	51	134	.381	31	44	.705	190	40	50	1	133	9.5
May	75	1285	234	476	.492	126	164	.768	217	55	133	0	594	7.9
Williams	10	127	23	53	.434	21	29	.724	4	20	18	0	67	6.7
Trapp	60	890	144	388	.371	105	139	.755	183	51	144	2	393	6.6
Valley	9	110	20	43	.465	13	20	.650	11	9	13	0	53	5.9
Payne	29	227	45	103	.437	29	46	.630	69	15	40	0	119	4.1
Haliburton	37	288	61	133	.459	25	30	.833	37	20	50	1	147	4.0
Siegfried	21	335	25	77	.325	20	23	.870	32	52	32	0	70	3.3
Christian	56	485	66	142	.465	44	61	.721	181	28	77	0	176	3.1
Davis	11	119	8	33	.242	10	18	.556	36	8	14	0	26	2.4

RESULTS

(#, overtime; #2, double OT; #3, three OT; #4, four OT)

(1) at San Diego, CA (2) at Hershey, PA

Date	Opponent	W/L	Atl.	Opp.	Record
10/12	at Cincinnati	L	113	127	0-1
10/16	PHILADELPHIA	L	102	104	0-2
10/20	LOS ANGELES	L	104	126	0-3
10/22	BOSTON	L	108	115	0-4
10/23	at New York	W	95	89	1-4
10/25	at Boston	L	116	136	1-5
10/27	NEW YORK	W	110	96	2-5
10/29	at Cleveland	W	98	97	3-5
10/30	DETROIT	L	99	104	3-6
11/3	CHICAGO	L	100	113	3-7
11/5	(#) BUFFALO	L	117	122	3-8
11/6	at Philadelphia	L	96	101	3-9
11/10	MILWAUKEE	L	100	116	3-10
11/12	GOLDEN STATE	W	106	104	4-10
11/17	SEATTLE	L	104	112	4-11
11/20	PHOENIX	W	115	109	5-11
11/23	at Buffalo	L	97	102	5-12
11/24	at Milwaukee	L	107	141	5-13
11/26	BALTIMORE	L	105	118	5-14
11/27	CLEVELAND	L	95	103	5-15
11/28	at Boston	L	108	130	5-16
11/30	at Chicago	L	85	86	5-17
12/1	at Detroit	W	117	103	6-17
12/4	PHILADELPHIA	W	126	109	7-17
12/7	(1) at Golden State	W	116	113	8-17
12/9	at Phoenix	L	115	135	8-18
12/10	at Houston	L	88	95	8-19
12/12	at Los Angeles	L	95	104	8-20
12/15	(#) HOUSTON	L	115	117	8-21
12/17	at Baltimore	L	103	114	8-22
12/18	BALTIMORE	W	123	94	9-22
12/19	CINCINNATI	W	101	99	10-22
12/22	at Cincinnati	W	106	103	11-22
12/23	at Cleveland	L	110	115	11-23
12/25	BUFFALO	W	140	117	12-23
12/26	at Milwaukee	L	92	114	12-24
12/27	PORTLAND	W	135	121	13-24
12/30	at Houston	L	115	129	13-25
1/1	at Phoenix	W	116	111	14-25
1/4	at Portland	W	103	91	15-25

Date	Opponent	W/L	Atl.	Opp.	Record
1/5	at Seattle	L	116	127	15-26
1/7	LOS ANGELES	L	90	134	15-27
1/8	at Baltimore	L	102	110	15-28
1/12	MILWAUKEE	W	104	102	16-28
1/14	at Cincinnati	L	102	126	16-29
1/15	BOSTON	L	106	122	16-30
1/16	PHILADELPHIA	W	124	116	17-30
ALL-STAR BREAK					
1/21	GOLDEN STATE	L	111	113	17-31
1/23	at Milwaukee	W	113	113	18-31
1/25	at Buffalo	W	128	110	19-31
1/26	SEATTLE	L	119	131	19-32
1/28	DETROIT	W	124	108	20-32
1/30	at Phoenix	L	103	105	20-33
2/3	at Golden State	L	115	132	20-34
2/5	CLEVELAND	W	120	117	21-34
2/6	at Houston	L	113	120	21-35
2/9	LOS ANGELES	L	113	117	21-36
2/11	at Chicago	L	91	102	21-37
2/12	CHICAGO	L	106	117	21-38
2/13	BUFFALO	W	133		



YEARLY RESULTS: 1972 - 73

46-36 OVERALL (28-13 at home, 17-23 on the road, 1-0 at neutral site)



SEASON STATS

	G	Min	FGM	FGA	Pct	FTM	FTA	Pct	Reb	Asst	PF	DQ	Pts	Avg
Hudson	75	3027	816	1710	.477	397	481	.825	467	258	197	1	2029	27.1
Maravich	79	3089	789	1788	.441	485	606	.800	346	546	245	1	2063	26.1
Bellamy	74	2802	455	901	.505	283	526	.538	964	179	244	1	1193	16.1
Gilliam	76	2741	471	1007	.468	123	150	.820	399	482	257	8	1065	14.0
Trapp	77	1853	359	824	.436	150	194	.773	455	127	274	11	868	11.3
Washington	75	2833	308	713	.432	163	224	.728	801	174	252	5	779	10.4
Bracey	70	1050	192	395	.486	73	110	.664	107	125	125	0	457	6.5
Adams	4	76	8	38	.211	7	8	.875	22	5	11	0	23	5.8
Haliburton	24	238	50	116	.431	21	22	.955	26	28	29	0	121	5.0
May	32	317	61	134	.455	22	31	.710	67	21	55	0	144	4.5
Christian	55	759	85	155	.548	60	79	.759	305	47	111	2	230	4.2
Wetzel	28	504	42	94	.447	14	17	.824	58	39	41	1	98	3.5
Tschogl	10	94	14	40	.350	2	4	.500	21	6	25	0	30	3.0
Mast	42	447	50	118	.424	19	30	.633	136	37	50	0	119	2.8

RESULTS

(#, overtime; #2, double OT; #3, three OT; #4, four OT)

Date	Opponent	W/L	Atl.	Opp.	Record
10/10	at Buffalo	W	120	109	1-0
10/13	at Baltimore	L	98	115	1-1
10/15	NEW YORK	W	109	101	2-1
10/17	BOSTON	L	115	119	2-2
10/20	at Houston	L	108	120	2-3
10/21	at Kansas City	L	101	108	2-4
10/24	at Portland	W	118	110	3-4
10/25	at Seattle	W	118	115	4-4
10/28	at Golden State	L	107	122	4-5
10/31	HOUSTON	L	105	106	4-6
11/3	at Houston	W	114	108	5-6
11/4	PHILADELPHIA	W	128	120	6-6
11/7	(#) BALTIMORE	W	109	107	7-6
11/9	at New York	L	99	101	7-7
11/11	MILWAUKEE	W	111	102	8-7
11/14	GOLDEN STATE	L	105	114	8-8
11/18	PHOENIX	W	126	122	9-8
11/19	at Cleveland	L	98	109	9-9
11/21	(#) at Detroit	L	110	113	9-10
11/23	SEATTLE	W	110	97	10-10
11/25	CHICAGO	L	99	100	10-11
11/26	at Milwaukee	L	96	108	10-12
11/29	at Phoenix	L	98	109	10-13
12/1	(#) at Los Angeles	W	114	109	11-13
12/2	at Portland	W	106	103	12-13
12/5	PORTLAND	W	122	121	13-13
12/7	(#) at Chicago	W	94	89	14-13
12/8	BALTIMORE	W	134	115	15-13
12/9	at Kansas City	L	115	130	15-14
12/12	at New York	L	93	114	15-15
12/13	NEW YORK	W	121	120	16-15
12/16	CLEVELAND	W	100	94	17-15
12/20	KANSAS CITY	W	119	102	18-15
12/22	at Buffalo	W	110	109	19-15
12/23	(1) at Philadelphia	W	124	112	20-15
12/26	at Cleveland	L	96	115	20-16
12/27	at Philadelphia	W	121	120	21-16
12/28	BALTIMORE	L	111	112	21-17
12/30	BUFFALO	W	120	110	22-17
1/2	at Chicago	L	90	100	22-18
1/3	at Milwaukee	L	97	105	22-19

ATLANTA
Most points: 138 vs. Philadelphia (3/4)
Least points: 90 at Chicago (1/2)

(1) at Pittsburgh, PA

Date	Opponent	W/L	Atl.	Opp.	Record
1/5	BOSTON	L	108	126	22-20
1/6	at Detroit	W	116	111	23-20
1/9	HOUSTON	W	120	114	24-20
1/11	NEW YORK	L	107	122	24-21
1/12	at Boston	L	109	133	24-22
1/14	LOS ANGELES	L	100	102	24-23
1/16	(#) DETROIT	W	130	129	25-23
1/17	at Philadelphia	W	122	105	26-23
1/18	BUFFALO	L	125	127	26-24
1/20	CLEVELAND	W	96	84	27-24
ALL-STAR BREAK					
1/26	at Buffalo	W	118	82	28-24
1/27	KANSAS CITY	W	129	126	29-24
1/28	at Houston	L	108	116	29-25
1/30	DETROIT	L	123	126	29-26
2/2	at Boston	W	100	99	30-26
2/3	BUFFALO	W	105	101	31-26
2/6	BALTIMORE	W	112	106	32-26
2/7	at Baltimore	L	108	137	32-27
2/8	(#) CLEVELAND	L	132	136	32-28
2/10	HOUSTON	W	103	91	33-28
2/11	at Cleveland	W	115	107	34-28
2/16	at Phoenix	W	111	104	35-28
2/18	at Los Angeles	W	99	92	36-28
2/20	at Golden State	L	115	118	36-29
2/23	at Seattle	L	120	124	36-30
2/27	SEATTLE	W	131	130	37-30
3/2	at Philadelphia	W	130	107	38-30
3/3	HOUSTON	W	136	125	39-30
3/4	PHILADELPHIA	W	138	130	40-30
3/8	PORTLAND	W	135	129	41-30
3/10	GOLDEN STATE	W	117	113	42-30
3/11	at Houston	L	118	129	42-31
3/13	at Cleveland	L	107	115	42-32
3/16	PHOENIX	W	135	127	43-32
3/18	MILWAUKEE	L	104	105	43-33
3/20	LOS ANGELES	W	114	112	44-33
3/21	at New York	W	98	93	45-33
3/23	at Boston	L	108	124	45-34
3/24	CHICAGO	W	113	111	46-34
3/25	at Baltimore	L	105	112	46-35
3/27	BOSTON	L	110	117	46-36

OPPONENT
Most points: 137 (Baltimore, 2/7)
Least points: 82 (Buffalo, 1/26)

YEARLY RESULTS: 1973 - 74

35-47 OVERALL (23-18 at home, 12-25 on the road, 0-4 at neutral site)



SEASON STATS

	G	Min	FGM	FGA	Pct	FTM	FTA	Pct	Reb	Asst	PF	Stl	Blk	Pts	Avg
Maravich	76	2903	819	1791	.457	469	568	.826	374	396	261	111	13	2107	27.7
Hudson	65	2588	678	1356	.500	295	353	.836	350	213	205	160	29	1651	25.4
Gilliam	62	2003	384	846	.454	106	134	.791	267	355	190	134	18	874	14.1
Bellamy	77	2440	389	801	.486	233	383	.608	740	189	232	52	48	1011	13.1
Washington	73	2519	297	612	.485	134	196	.684	735	156	249	49	74	728	10.0
Brown	77	1715	277	632	.438	163	217	.751	441	114	239	29	16	717	9.3
Jones	74	1448	238	502	.474	116	156	.744	454	86	197	29	64	592	8.0
Bracey	75	1463	241	520	.463	69	96	.719	146	231	157	60	5	551	7.3
Wetzel	70	1232	107	252	.425	41	57	.719	170	138	147	73	19	255	3.6
Schlueter	57	547	63	135	.467	38	50	.760	155	45	84	25	22	164	2.9
Inglesby	48	398	50	131	.382	29	37	.784	44	37	43	19	4	129	2.7
Tschogl	64	499	59	166	.355	10	17	.588	76	33	69	17	20	128	2.0

RESULTS

(#, overtime; #2, double OT; #3, three OT; #4, four OT)

(1) Toronto, ON (2) at Hershey, PA (3) at Madison, WI (4) at Providence, RI

Date	Opponent	W/L	Atl.	Opp.	Record
10/9	CAPITAL	W	128	114	1-0
10/11	LOS ANGELES	W	129	102	2-0
10/12	at Detroit	L	105	122	2-1
10/13	KC/OMAHA	L	102	117	2-2
10/20	at Phoenix	L	108	118	2-3
10/21	at Los Angeles	W	119	100	3-3
10/24	at Seattle	W	131	106	4-3
10/26	at Portland	L	110	127	4-4
10/27	at Golden State	W	125	116	5-4
10/30	PHOENIX	W	122	101	6-4
11/2	at Houston	W	125	123	7-4
11/3	BOSTON	L	109	122	7-5
11/4	at Cleveland	L	115	110	8-5
11/8	DETROIT	L	115	129	8-6
11/10	PHILADELPHIA	W	120	97	9-6
11/13	at Buffalo	L	114	121	9-7
11/15	PORTLAND	W	123	114	10-7
11/17	CAPITAL	L	109	115	10-8
11/22	GOLDEN STATE	L	99	101	10-9
11/23	at Capital	L	86	101	10-10
11/24	MILWAUKEE	L	92	112	10-11
11/27	at KC/Omaha	W	129	110	11-11
11/28	BUFFALO	W	130	106	12-11
12/1	SEATTLE	W	120	110	13-11
12/5	at KC/Omaha	L	105	117	13-12
12/7	at Boston	L	112	116	13-13
12/8	at New York	L	100	117	13-14
12/11	(#) BUFFALO	L	127	132	13-15
12/15	at Milwaukee	L	82	116	13-16
12/15	at Capital	W	98	91	14-16
12/19	NEW YORK	W	107	105	15-16
12/21	at Houston	W	124	110	16-16
12/22	CLEVELAND	L	98	108	16-17
12/26	PHILADELPHIA	W	145	118	17-17
12/28	at Chicago	L	94	118	17-18
12/29	HOUSTON	W	114	110	18-18
12/30	at Cleveland	W	99	94	19-18
1/1	at New York	L	89	99	19-19
1/2	PHOENIX	L	113	116	19-20
1/5	CLEVELAND	W	99	86	20-20

ATLANTA
Most points: 145 vs. Philadelphia (12/26)
Least points: 76 vs. KC/Omaha (2/22)

Date	Opponent	W/L	Atl.	Opp.	Record
1/6	(1) at Buffalo	L	109	118	20-21
1/8	at Buffalo	L	96	100	20-22
1/10	CHICAGO	L	104	116	20-23
1/11	(2) at Philadelphia	L	100	121	20-24
1/13	BOSTON	W	128	105	21-24
ALL-STAR BREAK					
1/17	PORTLAND	W	126	99	22-24
1/18	at Boston	L	94	98	22-25
1/19	SEATTLE	W	127	109	23-25
1/22	at Chicago	L	89	102	23-26
1/23	HOUSTON	L	104	115	23-27
1/26	BUFFALO	W	132	122	24-27
1/29	NEW YORK	L	89	111	24-28
1/29	at Cleveland	L	111	118	24-29
1/30	GOLDEN STATE	L	122	129	24-30
2/2	HOUSTON	W	117	107	25-30
2/3	at Houston	L	112	123	25-31
2/5	CAPITAL	W	121	103	26-31
2/6	LOS ANGELES	W	107	103	27-31
2/8	at Philadelphia	W	99	90	28-31
2/9	CLEVELAND	L	84	104	28-32



YEARLY RESULTS: 1974 - 75

31-51 OVERALL (22-19 at home, 9-31 on the road, 0-1 at neutral site)



SEASON STATS

Table with 14 columns: G, Min, FGM, FGA, Pct, FTM, FTA, Pct, Reb, Asst, PF, Stl, Blk, Pts, Avg. Rows include players like Hudson, Drew, Van Arsdale, Gilliam, Sojourner, Henderson, Brown, Jones, Meminger, Washington, Lee, Kauffman, and Wetzel.

RESULTS

(#, overtime; #2, double OT; #3, three OT; #4, four OT)

(1) at Baton Rouge, LA

Table with 6 columns: Date, Opponent, W/L, Att., Opp., Record. Lists game dates and results for the 1974-75 season.

ATLANTA
Most points: 130 vs. New Orleans (11/16)
Least points: 80 vs. Chicago (12/19)

OPPONENT
Most points: 140 (New Orleans, 3/15)
Least points: 85 (three times)

YEARLY RESULTS: 1975 - 76

29-53 OVERALL (20-21 at home, 9-32 on the road)



SEASON STATS

Table with 14 columns: G, Min, FGM, FGA, Pct, FTM, FTA, Pct, Reb, Asst, PF, Stl, Blk, Pts, Avg. Rows include players like Drew, Hudson, Henderson, Van Arsdale, Jones, Sojourner, Hawkins, Brown, Meminger, Holland, Willoughby, DuVal, and Creighton.

RESULTS

(#, overtime; #2, double OT; #3, three OT; #4, four OT)

Table with 6 columns: Date, Opponent, W/L, Att., Opp., Record. Lists game dates and results for the 1975-76 season.

ATLANTA
Most points: 126 at Milwaukee (3/30)
Least points: 84 vs. Chicago (2/1)

OPPONENT
Most points: 133 (Washington, 4/5)
Least points: 80 (Chicago, 2/1)



YEARLY RESULTS: 1976 - 77



31-51 OVERALL (19-22 at home, 12-29 on the road)

SEASON STATS

	G	Min	FGM	FGA	Pct	FTM	FTA	Pct	Reb	Asst	PF	Stl	Blk	Pts	Avg
Drew	74	2688	689	1416	.487	412	577	.714	675	133	275	102	29	1790	24.2
Robinson	36	1449	310	648	.478	186	241	.772	462	97	130	38	20	806	22.4
Hudson	58	1745	413	905	.456	142	169	.840	129	155	160	67	19	968	16.7
Henderson	46	1568	196	453	.433	126	168	.750	124	386	74	79	8	518	11.3
Charles	82	2487	354	855	.414	205	256	.801	168	295	240	141	45	913	11.1
Meriweather	74	2068	319	607	.526	182	255	.714	596	82	324	41	82	820	11.1
Terry	12	241	47	87	.540	18	21	.857	18	25	21	9	1	112	9.3
Hawes	44	945	147	305	.480	67	88	.761	261	63	141	36	24	361	8.2
Barker	59	1354	182	436	.417	112	164	.683	401	60	223	33	41	476	8.1
Hill	81	1825	175	439	.399	139	174	.799	143	403	245	85	6	489	6.0
Brown	77	1405	160	350	.457	121	150	.807	236	103	217	46	7	441	5.7
Denton	45	700	103	256	.402	33	47	.702	218	33	100	14	16	239	5.3
Willoughby	39	549	75	169	.444	43	63	.683	170	13	64	19	23	193	4.9
Sojourner	51	551	95	203	.468	41	57	.719	146	21	66	15	9	231	4.5
Davis	7	67	8	35	.229	4	13	.308	7	2	9	7	0	20	2.9
Dickerson	6	63	6	12	.500	5	8	.625	2	11	13	1	0	17	2.8

RESULTS

(#, overtime; #2, double OT; #3, three OT; #4, four OT)

Date	Opponent	W/L	Atl.	Opp.	Record	Date	Opponent	W/L	Atl.	Opp.	Record
10/21	HOUSTON	L	104	120	0-1	1/12	at Buffalo	W	124	118	14-28
10/24	MILWAUKEE	W	115	91	1-1	1/14	at NY Nets	W	120	101	15-28
10/26	SAN ANTONIO	W	122	114	2-1	1/15	KANSAS CITY	L	90	115	15-29
10/29	at Los Angeles	L	101	118	2-2	1/16	PORTLAND	W	125	120	16-29
10/30	at Golden State	L	106	114	2-3	1/19	at Philadelphia	L	94	114	16-30
10/31	at Seattle	L	112	126	2-4	1/21	MILWAUKEE	W	121	101	17-30
						1/23	GOLDEN STATE	L	97	104	17-31
11/2	at Portland	L	116	129	2-5	1/28	at Houston	L	104	118	17-32
11/4	CHICAGO	W	97	87	3-5	1/29	HOUSTON	W	101	97	18-32
11/6	DETROIT	L	105	110	3-6	2/1	DETROIT	L	92	95	18-33
11/7	CLEVELAND	W	107	97	4-6	2/3	BUFFALO	W	100	98	19-33
11/11	PORTLAND	W	107	105	5-6	2/5	CHICAGO	W	99	96	20-33
11/13	NEW ORLEANS	L	86	115	5-7	2/8	at Phoenix	L	104	117	20-34
11/16	at NY Knicks	L	97	100	5-8	2/9	at Seattle	W	99	98	21-34
11/17	at Boston	L	91	104	5-9	2/11	at Portland	W	121	108	22-34
11/20	PHILADELPHIA	L	106	123	5-10		ALL-STAR BREAK				
11/21	KANSAS CITY	L	83	106	5-11	2/15	at Golden State	L	111	117	22-35
11/24	at Indiana	L	93	115	5-12	2/18	at Los Angeles	W	111	101	23-35
11/26	at NY Nets	W	109	105	6-12	2/20	at Denver	L	95	111	23-36
11/27	BUFFALO	W	101	94	7-12	2/24	(#) NY KNICKS	W	101	98	24-36
11/28	GOLDEN STATE	L	98	132	7-13	2/25	at Chicago	L	87	96	24-37
						2/26	SAN ANTONIO	W	119	111	25-37
12/2	WASHINGTON	L	90	102	7-14	3/1	LOS ANGELES	L	90	92	25-38
12/3	at New Orleans	L	105	121	7-15	3/4	WASHINGTON	W	100	99	26-38
12/4	NY NETS	L	105	107	7-16	3/6	at Detroit	L	105	115	26-39
12/8	at San Antonio	W	117	108	8-16	3/8	PHILADELPHIA	W	99	98	27-39
12/9	at Kansas City	W	102	100	9-16	3/11	DENVER	W	100	95	28-39
12/11	at Cleveland	W	95	94	10-16	3/13	CLEVELAND	L	113	115	28-40
12/12	PHOENIX	L	91	106	10-17	3/16	at Philadelphia	L	100	109	28-41
12/14	LOS ANGELES	W	106	104	11-17	3/18	at Boston	L	96	98	28-42
12/16	at Houston	L	107	118	11-18	3/19	at NY Knicks	L	101	107	28-43
12/17	at New Orleans	W	113	109	12-18	3/22	at Buffalo	W	86	84	29-43
12/18	BOSTON	L	110	117	12-19	3/23	BOSTON	L	96	103	29-44
12/19	at Milwaukee	L	109	126	12-20	3/25	at Indiana	L	95	103	29-45
12/22	at Detroit	L	94	107	12-21	3/26	at Cleveland	L	94	99	29-46
12/23	at Chicago	L	95	101	12-22	3/30	at Washington	L	103	110	29-47
12/26	NY KNICKS	L	98	103	12-23	3/31	NY NETS	W	95	81	30-47
12/28	SEATTLE	L	119	120	12-24						
12/29	at Washington	L	92	96	12-25						
1/2	NEW ORLEANS	L	88	93	12-26	4/2	INDIANA	L	99	106	30-48
1/4	DENVER	W	113	109	13-26	4/3	at San Antonio	W	111	103	31-48
1/6	INDIANA	L	95	103	13-27	4/5	at Phoenix	L	102	108	31-49
1/10	PHOENIX	L	92	93	13-28	4/6	at Denver	L	95	110	31-50
						4/8	at Milwaukee	L	107	118	31-51

ATLANTA
Most points: 125 vs. Portland (11/6)
Least points: 83 vs. Kansas City (11/21)

OPPONENT
Most points: 132 (Golden State, 11/28)
Least points: 81 (N.Y. Nets, 3/31)



YEARLY RESULTS: 1977 - 78

41-41 OVERALL (27-9 at home, 12-29 on the road, 2-3 at neutral site)

SEASON STATS

	G	Min	FGM	FGA	Pct	FTM	FTA	Pct	Reb	Asst	PF	Stl	Blk	Pts	Avg
Drew	70	2203	593	1236	.480	437	575	.760	511	141	247	119	27	1623	23.2
Hawes	75	2325	387	854	.453	175	214	.818	690	190	230	78	57	949	12.7
Criss	77	1935	319	751	.425	236	296	.797	121	294	143	108	5	874	11.4
Behagen	26	751	117	249	.470	51	70	.729	173	34	97	30	12	285	11.0
E. Johnson	79	1875	332	686	.484	164	201	.816	153	235	232	100	4	828	10.5
McMillen	68	1683	280	568	.493	116	145	.800	416	84	233	33	16	676	9.9
Hill	82	2530	304	732	.415	189	223	.848	231	427	302	151	15	797	9.7
Charles	21	520	73	184	.397	42	50	.840	24	82	53	25	5	188	9.0
O. Johnson	82	1704	292	619	.472	111	130	.854	260	120	180	80	36	695	8.5
Rollins	80	1795	253	520	.487	104	148	.703	552	79	326	57	218	610	7.6
Brown	75	1594	192	405	.474	165	200	.825	303	105	280	55	8	549	7.3
Robertson	63	929	168	381	.441	37	53	.698	70	103	133	74	5	373	5.9
Terry	27	166	25	68	.368	9	11	.818	15	7	14	6	0	59	2.2

RESULTS

(#, overtime; #2, double OT; #3, three OT; #4, four OT)

(1) at Hartford, CT (2) at Charlotte, NC (3) at Louisville, KY (4) at Baton Rouge, LA

Date	Opponent	W/L	Atl.	Opp.	Record	Date	Opponent	W/L	Atl.	Opp.	Record
10/22	CLEVELAND	W	107	101	1-0	1/14	at Kansas City	L	101	110	19-23
10/25 (1)	at Boston	L	103	110	1-1	1/17	KANSAS CITY	W	111	90	20-23
10/26 (#)	at New Jersey	W	113	110	2-1	1/18 (2)	NEW ORLEANS	L	106	108	20-24
10/28	LOS ANGELES	W	102	95	3-1	1/19 (3)	at Chicago	L	95	105	20-25
						1/21	INDIANA	W	111	100	21-25
11/1	SEATTLE	W	102	99	4-1	1/22	at Cleveland	L	89	93	21-26
11/2	at Detroit	W	102	89	5-1	1/27	NEW YORK	W	105	96	22-26
11/4	at Kansas City	W	111	110	6-1	1/29	BUFFALO	W	107	102	23-26
11/5	GOLDEN STATE	W	100	94	7-1	1/31 (#)	at Chicago	L	103	106	23-27
11/10	at Houston	W	132	101	8-1						
11/11	PORTLAND	L	92	132	8-2	2/1	at Indiana	W	107	105	24-27
11/12	at San Antonio	L	99	116	8-3		ALL-STAR BREAK				
11/15	PHILADELPHIA	L	93	114	8-4	2/8	at Denver	L	109	114	24-28
11/16	at Boston	L	105	131	8-5	2/9	at Phoenix	L	98	125	24-29
11/19	NEW JERSEY	W	129	114	9-5	2/12	at Los Angeles	W	116	103	25-29
11/23	DENVER	W	105	104	10-5	2/15	at Portland	L	99	102	25-30
11/25	MILWAUKEE	L	115	117	10-6	2/17 (4)	at New Orleans	W	111	102	26-30
11/29	BOSTON	W	108	101	11-6	2/18	at Houston	L	112	121	26-31
11/30	at Buffalo	L	93	105	11-7	2/22 (2)	PHOENIX	W	107	95	27-31
						2/23	at San Antonio	L	105	118	27-32
12/3	at Golden State	L	101	118	11-8	2/24	GOLDEN STATE	L	96	97	27-33
12/4	at Phoenix	W	96	89	12-8	2/26	BUFFALO	W	119	117	28-33
12/5	at Seattle	L	88	99	12-9	2/28	BOSTON	W	117	85	29-33
12/7	at Denver	L	116	123	12-10						
12/9	NEW YORK	L	84	103	12-11	3/1	at New Jersey	L	95	97	29-34
12/10	at Cleveland	L	87	102	12-12	3/3	HOUSTON	W	133	110	30-34
12/13	at New York	L	106	107	12-13	3/5	SEATTLE	W	101	94	31-34
12/14	at Philadelphia	W	108	99	13-13	3/7	DETROIT	W	123	109	32-34
12/16	SAN ANTONIO	W	115	99	14-13	3/8	at Philadelphia	L	97	108	32-35
12/18 (2)	PHOENIX	W	134	129	15-13	3/10	PORTLAND	W	114	105	33-35
12/20	at Chicago	L	86	94	15-14	3/12	MILWAUKEE	W	98	93	34-35



YEARLY RESULTS: 1978 - 79

46-36 OVERALL (34-7 at home, 12-29 on the road)



SEASON STATS

	G	Min	FGM	FGA	Pct	FTM	FTA	Pct	Reb	Asst	PF	Stl	Blk	Pts	Avg
Drew	79	2410	650	1375	.473	495	677	.731	522	119	332	128	16	1795	22.7
Johnson	78	2413	501	982	.510	243	292	.832	170	360	241	121	11	1245	16.0
Roundfield	80	2539	462	916	.504	300	420	.714	865	131	358	87	176	1224	15.3
Hawes	81	2205	372	756	.492	108	132	.818	591	184	264	79	47	852	10.5
Hill	82	2527	296	682	.434	246	288	.854	164	480	292	102	16	838	10.2
Furlow	29	576	113	235	.481	60	70	.857	71	81	42	18	13	286	9.9
Rollins	81	1900	297	555	.535	89	141	.631	588	49	238	46	254	683	8.4
Givens	74	1347	234	564	.415	102	135	.756	214	83	121	72	17	570	7.7
Lee	49	997	144	313	.460	88	117	.752	59	169	88	56	1	376	7.7
McMillen	82	1392	232	498	.466	106	119	.891	332	69	211	15	32	570	7.0
Criss	54	879	109	289	.377	67	86	.779	60	138	70	41	3	285	5.3
Wilson	61	589	81	197	.411	24	44	.545	76	72	66	30	8	186	3.0
Herron	14	81	14	48	.292	12	13	.923	10	3	11	6	2	40	2.9

RESULTS

(#, overtime; #2, double OT; #3, three OT; #4, four OT)

Date	Opponent	W/L	Att.	Opp.	Record	Date	Opponent	W/L	Att.	Opp.	Record
10/13	at Indiana	L	104	117	0-1	1/10	(#2) at Milwaukee	W	117	113	21-21
10/14	DETROIT	W	122	114	1-1	1/12	at Chicago	W	100	93	22-21
10/18	BOSTON	L	99	116	1-2	1/13	SAN DIEGO	W	124	119	23-21
10/21	DENVER	W	130	125	2-2	1/14	HOUSTON	W	115	105	24-21
10/24	at New York	L	109	113	2-3	1/17	PORTLAND	W	111	110	25-21
10/25	at Philadelphia	L	117	118	2-4	1/20	NEW ORLEANS	W	118	94	26-21
10/28	CHICAGO	W	116	92	3-4	1/21	at New Orleans	L	87	108	26-22
10/31	at Washington	W	110	108	4-4	1/23	INDIANA	L	107	110	26-23
						1/25	SEATTLE	L	98	100	26-24
11/2	GOLDEN STATE	L	106	113	4-5	1/27	SAN ANTONIO	W	120	113	27-24
11/40	(#) NEW JERSEY	L	117	118	4-6	1/30	at Washington	L	105	109	27-25
11/91	SAN DIEGO	W	125	101	5-6	1/31	KANSAS CITY	W	130	118	28-25
11/10	at Boston	W	115	103	6-6		ALL-STAR BREAK				
11/11	MILWAUKEE	W	105	92	7-6	2/6	BOSTON	W	104	101	29-25
11/16	at Kansas City	L	100	109	7-7	2/7	at Kansas City	L	108	124	29-26
11/18	PHILADELPHIA	W	124	116	8-7	2/9	at Phoenix	W	105	102	30-26
11/21	at San Diego	W	113	107	9-7	2/11	at Portland	L	87	91	30-27
11/22	at Denver	W	113	111	10-7	2/14	at Seattle	L	104	116	30-28
11/24	at Detroit	L	117	119	10-8	2/18	at San Diego	L	101	116	30-29
11/25	LOS ANGELES	W	109	103	11-8	2/20	at Cleveland	W	119	109	31-29
11/28	at Cleveland	L	98	112	11-9	2/21	PORTLAND	W	106	83	32-29
11/30	(#) NEW YORK	W	102	96	12-9	2/24	PHOENIX	W	110	85	33-29
						2/27	HOUSTON	W	125	111	34-29
12/2	NEW ORLEANS	W	128	94	13-9	3/1	GOLDEN STATE	W	104	86	35-29
12/6	at Phoenix	L	109	136	13-10	3/3	CHICAGO	W	119	101	36-29
12/8	at Seattle	L	106	107	13-11	3/6	PHILADELPHIA	W	94	91	37-29
12/9	at Golden State	L	84	94	13-12	3/7	(#) KANSAS CITY	W	122	120	38-29
12/10	at Los Angeles	L	86	88	13-13	3/11	(#) SEATTLE	W	113	111	39-29
12/13	INDIANA	W	117	101	14-13	3/13	at Portland	L	82	103	39-30
12/15	at New Jersey	W	121	112	15-13	3/14	at Golden State	L	98	113	39-31
12/17	at New York	L	105	111	15-14	3/16	at Los Angeles	L	110	111	39-32
12/19	at Chicago	L	95	101	15-15	3/17	at Denver	L	111	118	39-33
12/20	NEW YORK	W	121	112	16-15	3/20	CLEVELAND	W	115	109	40-33
12/22	at Boston	L	105	124	16-16	3/21	DETROIT	W	111	104	41-33
12/23	CLEVELAND	W	109	91	17-16	3/23	at San Antonio	W	115	108	42-33
12/26	at San Antonio	L	111	124	17-17	3/24	at Houston	L	116	120	42-34
12/27	SAN ANTONIO	W	115	107	18-17	3/23	at New Jersey	L	106	117	42-35
12/29	at Philadelphia	L	107	113	18-18	3/31	at New Orleans	L	107	109	42-36
12/30	DENVER	W	113	87	19-18						
						4/1	NEW JERSEY	W	109	98	43-36
1/3	LOS ANGELES	L	96	99	19-19	4/4	MILWAUKEE	W	118	109	44-36
1/5	at Houston	W	109	106	20-19	4/6	at Detroit	W	112	96	45-36
1/6	WASHINGTON	L	102	106	20-20	4/7	WASHINGTON	W	103	102	46-36
1/7	at Indiana	L	97	112	20-21						

ATLANTA Most points: 130 (two times) Least points: 82 at Portland (3/13)	OPPONENT Most points: 136 (Phoenix, 12/6) Least points: 83 (Portland, 2/21)
--	---

YEARLY RESULTS: 1979 - 80

50-32 OVERALL (32-9 at home, 18-23 on the road)



SEASON STATS

	G	Min	FGM	FGA	Pct	FTM	FTA	Pct	Reb	Asst	PF	Stl	Blk	Pts	Avg
Drew	80	2306	535	1182	.453	489	646	.757	471	101	313	91	23	1559	19.5
Johnson	79	2622	590	1212	.487	280	338	.828	200	370	216	120	24	1465	18.5
Roundfield	81	2588	502	1007	.499	330	465	.710	837	184	317	101	139	1334	16.5
Hawes	82	1885	304	605	.502	150	182	.824	496	144	205	74	29	761	9.3
Rollins	82	2123	287	514	.558	157	220	.714	774	76	322	54	244	731	8.9
McMillen	53	1071	191	382	.500	81	107	.757	220	62	126	36	14	463	8.7
Furlow	21	404	66	161	.410	44	51	.863	42	72	19	19	9	177	8.4
Criss	81	1794	249	578	.431	172	212	.811	116	246	133	74	4	671	8.3
Hill	79	2092	177	431	.411	124	146	.849	138	424	261	107	8	479	6.1
Givens	82	1254	182	473	.385	106	128	.828	242	59	132	51	19	470	5.7
McElroy	31	516	66	171	.386	37	53	.698	49	65	45	21	5	171	5.5
Brown	28	361	37	98	.378	34	44	.773	62	14	66	3	4	108	3.9
Pellom	44	373	44	108	.407	21	30	.700	92	18	70	12	12	109	2.5
Lee	30	364	29	91	.319	9	17	.529	33	67	65	15	4	67	2.2
Wilson	5	59	2	14	.143	4	6	.667	3	11	3	4	1	8	1.6

3-pt. field goals: Atlanta 13-75 (.173) - Drew 0-7 (.000), Johnson 5-13 (.385), Roundfield 0-4 (.000), Hawes 3-8 (.375), McElroy 2-7 (.286), McMillen 0-1 (.000), Furlow 1-9 (.111), Criss 1-17 (.059), Hill 1-4 (.250), Givens 0-2 (.000), Lee 0-3 (.000). Opponents 46-183 (.251).

RESULTS

(#, overtime; #2, double OT; #3, three OT; #4, four OT)

(1) at Hartford, CT

Date	Opponent	W/L	Att.	Opp.	Record	Date	Opponent	W/L	Att.	Opp.	Record
10/12	NEW YORK	W	121	104	1-0	1/9	CLEVELAND	W	111	107	26-17
10/13	at Indiana	L	101	115	1-1	1/11	at Boston	L	93	108	26-18
10/16	SAN ANTONIO	L	116	118	1-2	1/12	SAN ANTONIO	W	120	101	27-18
10/17	at Washington	L	97	100	1-3	1/13	at San Antonio	W	107	104	28-18
10/18	INDIANA	W	115	85	2-3	1/16	at San Diego	L	108	111	28-19
10/20	at Houston	L	102	107	2-4	1/17	at Phoenix	L	99	101	28-20
10/23	at Cleveland	W	121	111	3-4	1/18	at Los Angeles	L	102	108	28-21
10/24	CLEVELAND	W	128	118	4-4	1/22	at Kansas City	L	89	101	28-22
10/26	at New Jersey	W	94	90	5-4	1/23	SEATTLE	L	96	98	28-23
10/27	BOSTON	L	95	100	5-5	1/26	CHICAGO	W	109	104	29-23
10/31	PHILADELPHIA	W	102	97	6-5	1/27	at San Antonio	W	118	111	30-23
						1/29	WASHINGTON	W	98	82	31-23
11/2	at Philadelphia	W	85	81	7-5	1/31	(#) GOLDEN STATE	W	111	107	32-23
11/3	NEW JERSEY	W	110	107	8-5		ALL-STAR BREAK				
11/6	at New York	W	98	96	9-5	2/7	at Utah	W	92	90	33-23
11/7	at Detroit	W	115	107	10-5	2/10	(#) at Golden State	W	98	96	34-23
11/10	WASHINGTON	W	109	105	11-5	2/12	at Portland	W	95	89	35-23
11/13	at New Jersey	L	82	101	11-6	2/13	at Seattle	L	86	93	35-24
11/14	UTAH	W	108	97	12-6	2/15	at Denver	L	98	111	35-25
11/17	HOUSTON	L	100	102	12-7	2/17	at Detroit	W	108	99	36-25
11/20	DETROIT	W	109	105	13-7	2/20	MILWAUKEE	W	106	103	37-25
11/21	at Milwaukee	L	93	96	13-8	2/22	PHOENIX	W	111	104	38-25
11/23	at Chicago	L	98	103	13-9	2/26	(1) at Boston	L	97	108	38-26
11/24	BOSTON	L	101	106	13-10	2/27	INDIANA	W	116	111	39-26
11/27	at San Antonio	W	143	120	14-10	2/29	(#) CLEVELAND	W	111	102	40-26
11/28	PORTLAND	W	106	99	15-10						
11/30	at Houston	L	95	106	15-11	3/2	DENVER	W	100	93	41-26
						3/4	HOUSTON	L	83	93	41-27
12/1	SAN DIEGO	W	106	96	16-11	3/7	at Indiana	W	99	94	42-27
12/2	at Cleveland	L	108	126	16-12	3/8	at Houston	W	97	79	43-27
12/5	at Boston	W	120								



YEARLY RESULTS: 1980 - 81



31-51 OVERALL (20-21 at home, 11-30 on the road)

SEASON STATS

	G	Min	FGM	FGA	Pct	FTM	FTA	Pct	Reb	Asst	PF	Stl	Blk	Pts	Avg
Drew	67	2075	500	1096	.456	454	577	.787	383	79	264	98	15	1454	21.7
Johnson	75	2693	573	1136	.504	279	356	.784	179	407	188	126	11	1431	19.1
Roundfield	63	2128	426	808	.527	256	355	.721	634	161	258	76	119	1108	17.6
D. Collins	47	1184	230	530	.434	137	162	.846	187	115	166	69	11	597	12.7
Matthews	34	1105	161	330	.488	103	123	.837	72	212	122	61	7	425	12.5
Hawes	74	2309	333	637	.523	222	278	.799	561	198	289	73	32	889	12.0
Criss	66	1708	220	485	.454	185	214	.864	100	283	87	61	3	626	9.5
McMillen	79	1564	253	519	.487	80	108	.741	295	72	165	23	25	587	7.4
Rollins	40	1044	116	210	.552	46	57	.807	286	35	151	29	117	278	7.0
Pellom	77	1472	186	380	.489	81	116	.698	356	48	228	50	92	453	5.9
Hill	24	624	39	116	.336	42	50	.840	51	118	60	26	3	120	5.0
Shelton	55	586	100	219	.457	35	58	.603	138	27	128	18	5	235	4.3
McElroy	54	680	78	202	.386	48	59	.814	48	84	62	20	9	205	3.8
Burleson	31	363	41	99	.414	20	41	.488	94	12	73	8	19	102	3.3
A. Collins	29	395	35	99	.354	24	36	.667	41	25	35	11	1	94	3.2

3-pt. field goals: Atlanta 10-82 (.122) - Drew 0-7 (.000), Johnson 6-20 (.300), Roundfield 0-1 (.000), Matthews 0-6 (.000), Hawes 1-4 (.250), Criss 1-21 (.048), McMillen 1-6 (.167), Rollins 0-1 (.000), Pellom 0-1 (.000), Shelton 0-1 (.000), McElroy 1-8 (.125), A. Collins 0-2 (.000), D. Collins 0-3 (.000), Hill 0-1 (.000), Opponents 32-152 (.211).

RESULTS

Date	Opponent	W/L	At.	Opp.	Record
10/11	CHICAGO	W	101	93	1-0
10/14	BOSTON	W	122	116	2-0
10/17	NEW YORK	W	113	101	3-0
10/18	(#) at Detroit	W	125	123	4-0
10/21	INDIANA	L	116	121	4-1
10/24	at Indiana	L	97	104	4-2
10/25	PHILADELPHIA	L	100	113	4-3
10/28	KANSAS CITY	W	119	109	5-3
10/30	(#) at New York	L	115	116	5-4
10/31	at Philadelphia	L	96	107	5-5
11/1	MILWAUKEE	L	93	97	5-6
11/4	at Washington	L	98	122	5-7
11/5	at Boston	L	87	104	5-8
11/7	at Chicago	L	100	103	5-9
11/8	at New Jersey	L	111	115	5-10
11/11	LOS ANGELES	L	97	126	5-11
11/13	at Cleveland	L	111	114	5-12
11/15	WASHINGTON	L	88	100	5-13
11/18	SAN ANTONIO	W	97	93	6-13
11/22	UTAH	W	99	93	7-13
11/25	PORTLAND	W	112	108	8-13
11/26	at Indiana	L	89	110	8-14
11/28	(#) at Milwaukee	L	108	113	8-15
11/29	DETROIT	L	95	98	8-16
12/2	(#) PHILADELPHIA	W	112	108	9-16
12/3	at Boston	L	101	106	9-17
12/5	at Philadelphia	L	100	104	9-18
12/6	DALLAS	W	110	104	10-18
12/9	SAN DIEGO	W	114	87	11-18
12/10	at Detroit	W	100	92	12-18
12/13	MILWAUKEE	W	122	119	13-18
12/16	NEW JERSEY	W	131	114	14-18
12/18	at Utah	W	109	97	15-18
12/19	at Seattle	L	92	95	15-19
12/20	(#) at Portland	L	119	122	15-20
12/23	WASHINGTON	W	100	83	16-20
12/26	at New Jersey	W	108	95	17-20
12/27	BOSTON	L	107	112	17-21
12/30	DENVER	W	96	89	18-21

ATLANTA
Most points: 132 at Denver (1/13)
Least points: 81 at Houston (2/7)

(#, overtime; #2, double OT; #3, three OT; #4, four OT)

Date	Opponent	W/L	At.	Opp.	Record
1/6	PHOENIX at Milwaukee	L	106	113	18-24
1/8	at Houston	L	95	98	18-25
1/9	(#) CLEVELAND at Denver	L	107	108	18-26
1/13	at San Diego	L	132	135	18-27
1/14	at San Diego	L	85	106	18-28
1/16	at Golden State	W	111	110	19-28
1/18	at Phoenix	L	86	120	19-29
1/21	at Los Angeles	L	106	116	19-30
1/23	CLEVELAND	L	98	106	19-31
1/24	CHICAGO	L	102	104	19-32
1/27	WASHINGTON	L	104	105	19-33
1/29	NEW YORK	L	111	114	19-34
ALL-STAR BREAK					
2/3	PHILADELPHIA	L	93	97	19-35
2/6	at Dallas	W	100	98	20-35
2/7	at Houston	L	81	87	20-36
2/10	GOLDEN STATE	W	110	100	21-36
2/12	at San Antonio	L	109	110	21-37
2/13	at Kansas City	L	106	118	21-38
2/15	at Philadelphia	L	98	116	21-39
2/18	at Indiana	W	99	96	22-39
2/21	at Cleveland	W	118	105	23-39
2/22	at Chicago	W	121	116	24-39
2/24	(#) NEW YORK	L	117	120	24-40
2/27	BOSTON	L	102	130	24-41
3/1	SEATTLE	W	108	102	25-41
3/3	at New York	W	100	93	26-41
3/5	at Milwaukee	L	91	107	26-42
3/6	NEW JERSEY	W	109	106	27-42
3/7	HOUSTON	W	114	108	28-42
3/10	CHICAGO	L	116	118	28-43
3/11	at Detroit	L	97	100	28-44
3/13	DENVER	W	119	117	29-44
3/14	CLEVELAND	L	110	112	29-45
3/17	at Cleveland	L	107	122	29-46
3/18	at Boston	W	108	97	30-46
3/20	at New Jersey	L	96	108	30-47
3/22	at Washington	L	101	121	30-48
3/24	DETROIT	W	96	91	31-48
3/26	INDIANA	L	107	115	31-49
3/27	at Chicago	L	83	108	31-50
3/29	(#) MILWAUKEE	L	128	132	31-51

OPPONENT
Most points: 135 (Denver, 1/13)
Least points: 83 (Washington, 12/23)

YEARLY RESULTS: 1981 - 82



42-40 OVERALL (24-17 at home, 18-23 on the road)

SEASON STATS

	G	Min	FGM	FGA	Pct	FTM	FTA	Pct	Reb	Asst	PF	Stl	Blk	Pts	Avg
Roundfield	61	2217	424	910	.466	285	375	.760	721	162	210	64	93	1134	18.6
Drew	70	2040	465	957	.486	364	491	.741	375	96	250	64	3	1298	18.5
Johnson	68	2314	455	1011	.450	294	385	.764	191	358	188	102	16	1211	17.8
Sparrow	82	2610	366	730	.501	124	148	.838	224	424	240	87	13	857	10.5
McMillen	73	1792	291	572	.509	140	170	.824	336	129	202	25	24	723	9.9
Hawes	49	1317	178	370	.481	96	126	.762	320	142	156	36	34	456	9.3
Criss	27	552	84	210	.400	65	73	.890	38	75	40	23	2	235	8.7
Glenn	49	833	158	291	.543	59	67	.881	61	87	80	26	3	376	7.7
Macklin	79	1516	210	484	.434	134	173	.775	263	47	225	40	20	554	7.0
Matthews	47	837	131	298	.440	60	79	.759	58	139	129	53	2	324	6.9
McElroy	20	349	52	125	.416	29	36	.806	17	39	44	8	3	134	6.7
Rollins	79	2018	202	346	.584	79	129	.612	611	59	285	35	224	483	6.1
Williams	23	189	42	110	.382	22	26	.846	12	19	18	6	0	110	4.8
Wood	19	238	36	105	.343	20	28	.714	44	11	34	9	1	92	4.8
Pellom	69	1037	114	251	.454	61	79	.772	229	28	164	29	47	289	4.2
Shelton	4	21	2	6	.333	1	2	.500	3	0	3	1	0	5	1.3

3-pt. field goals: Atlanta 28-126 (.219) - Roundfield 1-5 (.200), Drew 4-12 (.333), Johnson 7-30 (.233), Williams 4-20 (.200), Sparrow 1-15 (.067), McMillen 1-3 (.333), Hawes 4-10 (.400), Criss 2-8 (.250), Glenn 1-2 (.500), Macklin 0-3 (.000), Matthews 2-8 (.250), McElroy 1-5 (.200), Wood 0-6 (.000), Pellom 0-1 (.000), Opponents 46-186 (.247).

RESULTS

Date	Opponent	W/L	At.	Opp.	Record
10/31	PHILADELPHIA	L	106	108	0-1
11/3	at Chicago	L	96	104	0-2
11/4	at New Jersey	W	95	86	1-2
11/6	at Philadelphia	W	106	99	2-2
11/10	MILWAUKEE	W	94	83	3-2
11/12	WASHINGTON	L	87	95	3-3
11/14	DETROIT	L	104	117	3-4
11/18	PHOENIX	W	102	97	4-4
11/19	at New York	W	89	84	5-4
11/21	INDIANA	W	107	100	6-4
11/24	(#) CLEVELAND	W	94	92	7-4
11/27	(#) at Detroit	W	114	112	8-4
11/28	BOSTON	L	90	98	8-5
12/1	PHILADELPHIA	L	98	107	8-6
12/4	at Milwaukee	L	80	97	8-7
12/5	SEATTLE	L	85	92	8-8
12/8	NEW JERSEY	L	88	98	8-9
12/9	(#) at Cleveland	L	108	112	8-10
12/11	(1) at Boston	L	86	94	8-11
12/12	BOSTON	W	108	97	9-11
12/15	NEW YORK	W	111	98	10-11
12/17	at Denver	L	103	138	10-12
12/19	at Golden State	L	109	126	10-13
12/20	at Los Angeles	L	94	112	10-14
12/22	at Indiana	L	88	92	10-15
12/26	at San Antonio	W	105	97	11-15
12/29	at Houston	W	102	93	12-15
12/30	SAN DIEGO	L	91	94	12-16
1/2	NEW JERSEY	W	97	95	13-16
1/5	CLEVELAND	W	113	103	14-16
1/8	at Milwaukee	W	90	88	15-16
1/9	NEW YORK	W	102	89	16-16
1/13	at Boston	L	95	116	16-17
1/15	at Philadelphia	W	96	90	17-17
1/17	at Washington	L	78	96	17-18
1/19	PORTLAND	W	112	101	18-18
1/21	at New York	L	101	104	18-19
1/22	SAN ANTONIO	L	107	115	18-20
1/23	at Cleveland	W	109	99	19-20
1/26	DALLAS	L	88	90	19-21
1/27	at Detroit	L	107	108	19-22

ATLANTA
Most points: 127 at Seattle (2/19)
Least points: 73 at Chicago (2/10)

(1) at Hartford, CT

Date	Opponent	W/L	At.	Opp.	Record
ALL-STAR BREAK					
2/2	DETROIT	L	105	106	19-23
2/3	at New Jersey	L	103</		

YEARLY RESULTS: 1982 - 83



43-39 OVERALL (26-15 at home, 17-24 on the road)

SEASON STATS

	G	Min	FGM	FGA	Pct	FTM	FTA	Pct	Reb	Asst	PF	Stl	Blk	Pts	Avg
Roundfield	77	2811	561	1193	.470	337	450	.749	880	225	239	60	115	1464	19.0
Wilkins	82	2697	601	1220	.493	230	337	.682	478	129	210	84	63	1434	17.5
E. Johnson	61	1813	389	858	.453	186	237	.785	124	318	138	61	6	978	16.0
Davis	53	1465	258	567	.455	164	206	.796	128	315	100	43	7	685	12.9
Sparrow	49	1548	264	512	.516	84	113	.743	141	238	162	70	1	615	12.6
McMillen	61	1364	198	424	.467	108	133	.812	217	76	143	17	24	504	8.3
Rollins	80	2472	261	512	.510	98	135	.726	743	75	294	49	343	620	7.8
Glenn	73	1124	230	444	.518	74	89	.831	90	125	132	30	9	534	7.3
Matthews	64	1187	171	424	.403	86	112	.768	91	249	129	60	8	442	6.9
Macklin	73	1171	170	360	.472	101	131	.771	190	71	189	41	10	441	6.0
Hawes	46	860	91	244	.373	46	62	.742	228	59	110	29	8	230	5.0
Brown	26	305	49	104	.471	25	40	.625	88	9	46	5	5	123	4.7
Smith	15	142	29	66	.439	13	14	.929	8	14	17	2	0	71	4.7
Edmonson	32	309	48	139	.345	16	27	.593	39	22	41	11	6	112	3.5
Pellom	2	9	2	6	.333	0	0	.000	0	1	0	0	0	4	2.0
G. Johnson	37	461	25	57	.439	14	19	.737	117	17	69	10	59	64	1.7
Hastings	10	42	5	16	.313	4	6	.667	10	2	3	1	1	14	1.4

3-pt. field goals: Atlanta 45-188 (.239) - Roundfield 5-27 (.185), Wilkins 2-11 (.182), E. Johnson 14-41 (.341), Davis 5-18 (.278), Sparrow 3-15 (.200), Smith 0-2 (.000), McMillen 0-1 (.000), Rollins 0-1 (.000), Glenn 0-1 (.000), Matthews 14-48 (.292), Macklin 0-4 (.000), Brown 0-1 (.000), Hawes 2-14 (.143), Edmonson 0-2 (.000), Hastings 0-2 (.000), Opponents 39-166 (.235).

RESULTS

Date	Opponent	W/L	Att.	Opp.	Record
10/29	at Detroit	L	86	94	0-1
10/30	BOSTON	L	97	112	0-2
11/2	WASHINGTON	W	105	88	1-2
11/4	MILWAUKEE	L	100	104	1-3
11/6	DETROIT	W	95	93	2-3
11/9	at Denver	W	106	105	3-3
11/12	at Utah	W	106	98	4-3
11/13	at Golden State	L	101	114	4-4
11/16	at Portland	L	87	106	4-5
11/17	at Seattle	L	97	119	4-6
11/20	at Phoenix	L	80	91	4-7
11/23	CHICAGO	W	132	102	5-7
11/27	INDIANA	W	117	98	6-7
11/30	PHILADELPHIA	W	111	97	7-7
12/1	at Boston	L	97	122	7-8
12/3	NEW JERSEY	L	99	107	7-9
12/4	at New York	W	80	79	8-9
12/7	at Cleveland	W	102	90	9-9
12/8	at Philadelphia	L	85	132	9-10
12/10	MILWAUKEE	L	83	104	9-11
12/11	at Chicago	W	117	107	10-11
12/15	at Indiana	W	107	101	11-11
12/16	CLEVELAND	W	106	97	12-11
12/18	(#) BOSTON	L	103	107	12-12
12/21	(#2) at Chicago	L	116	124	12-13
12/23	at Milwaukee	L	90	101	12-14
12/25	at Washington	W	97	91	13-14
12/28	SAN DIEGO	W	123	113	14-14
12/29	at New Jersey	L	99	104	14-15
1/2	KANSAS CITY	L	104	108	14-16
1/4	SAN ANTONIO	L	95	104	14-17
1/6	at New York	W	99	89	15-17
1/7	DALLAS	W	110	102	16-17
1/8	CHICAGO	W	109	89	17-17
1/11	PHILADELPHIA	L	99	109	17-18
1/14	NEW YORK	W	88	80	18-18
1/15	LOS ANGELES	L	101	120	18-19
1/17	at New Jersey	W	102	96	19-19
1/19	SEATTLE	W	116	111	20-19
1/22	at Detroit	L	109	111	20-20
1/24	DETROIT	L	108	112	20-21

ATLANTA
Most points: 132 vs. Chicago (11/23)
Least points: 78 at Washington (4/9)

(#, overtime; #2, double OT; #3, three OT; #4, four OT)

Date	Opponent	W/L	Att.	Opp.	Record
1/25	PHOENIX	W	96	94	21-21
1/27	at San Diego	L	100	110	21-22
1/28	at Los Angeles	L	85	109	21-23
2/1	CLEVELAND	W	93	84	22-23
2/3	DENVER	L	112	126	22-24
2/4	at Cleveland	W	92	81	23-24
2/6	at Boston	W	116	111	24-24
2/8	NEW JERSEY	L	109	115	24-25
2/9	at Philadelphia	L	93	106	24-26
ALL-STAR BREAK					
2/15	at Houston	W	101	91	25-26
2/19	at Dallas	L	100	122	25-27
2/20	at San Antonio	L	100	103	25-28
2/22	GOLDEN STATE	L	97	109	25-29
2/24	DETROIT	W	116	107	26-29
2/26	NEW JERSEY	W	95	88	27-29
2/27	at Indiana	W	125	107	28-29
3/1	INDIANA	W	109	106	29-29
3/3	WASHINGTON	W	91	89	30-29
3/4	HOUSTON	W	115	87	31-29
3/6	at Washington	L	91	102	31-30
3/8	PORTLAND	W	110	93	32-30
3/9	at Milwaukee	L	100	109	32-31
3/12	at Detroit	W	120	119	33-31
3/15	at New York	L	97	119	33-32
3/16	(#) WASHINGTON	W	94	81	34-32
3/18	at Cleveland	W	97	73	35-32
3/19	UTAH	W	99	94	36-32
3/22	at Indiana	W	111	102	37-32
3/23	at Boston	L	102	114	37-33
3/25	NEW YORK	L	87	104	37-34
3/26	at New Jersey	L	81	102	37-35
3/29	CLEVELAND	W	95	82	38-35
3/30	at Philadelphia	L	113	120	38-36
4/1	at Chicago	W	108	107	39-36
4/2	INDIANA	W	109	99	40-36
4/5	BOSTON	L	95	117	40-37
4/8	CHICAGO	W	138	101	41-37
4/9	at Washington	L	78	100	41-38
4/12	PHILADELPHIA	W	102	97	42-38
4/13	at Kansas City	L	103	114	42-39
4/16	MILWAUKEE	W	96	79	43-39

OPPONENT
Most points: 132 (Philadelphia, 12/8)
Least points: 73 (Cleveland, 3/18)

YEARLY RESULTS: 1983 - 84



40-42 OVERALL (31-10 at home, 9-32 on the road)

SEASON STATS

	G	Min	FGM	FGA	Pct	FTM	FTA	Pct	Reb	Asst	PF	Stl	Blk	Pts	Avg
Wilkins	81	2961	684	1429	.479	382	496	.770	582	126	197	117	87	1750	21.6
Roundfield	73	2610	503	1038	.485	374	486	.770	721	184	221	61	74	1380	18.9
Johnson	67	1893	353	798	.442	164	213	.770	146	374	155	58	7	886	13.2
Davis	75	2079	354	800	.443	217	256	.848	139	326	146	62	6	925	12.3
Rivers	81	1938	250	541	.462	255	325	.785	220	314	286	127	30	757	9.3
Rollins	77	2351	274	529	.518	118	190	.621	593	62	297	35	277	666	8.6
Glenn	81	1503	312	554	.563	56	70	.800	104	171	146	46	5	681	8.4
Matthews	6	96	16	30	.533	18	22	.818	4	21	13	5	1	50	8.3
Williams	13	258	34	114	.298	36	46	.783	50	16	33	14	1	105	8.1
Wittman	78	1071	160	318	.503	28	46	.609	71	71	82	17	0	350	4.5
Hastings	68	1135	111	237	.468	82	104	.788	270	46	220	40	36	305	4.5
Brown	68	785	94	201	.468	48	65	.738	181	29	161	18	23	236	3.5
Hill	15	181	14	46	.304	17	21	.810	10	35	30	7	0	45	3.0
Pinone	7	65	7	13	.538	6	10	.600	10	3	11	2	1	20	2.9
Criss	9	108	9	22	.409	5	5	1.000	11	21	4	3	0	23	2.6
Paultz	40	486	36	88	.409	17	33	.515	113	18	57	8	7	89	2.2
Landsberger	35	335	17	51	.373	15	26	.577	119	10	32	6	3	53	1.5

3-pt. field goals: Atlanta 23-106 (.217) - Wilkins 0-11 (.000), Roundfield 0-11 (.000), Johnson 16-43 (.372), Davis 0-8 (.000), Rivers 2-12 (.167), Glenn 1-2 (.500), Matthews 0-1 (.000), Williams 1-9 (.111), Wittman 2-5 (.400), Hastings 1-4 (.250), Opponents 39-185 (.211).

RESULTS

Date	Opponent	W/L	Att.	Opp.	Record
10/28	at New Jersey	L	108	126	0-1
10/29	DETROIT	W	117	115	1-1
11/1	WASHINGTON	W	95	92	2-1
11/4	CHICAGO	W	103	90	3-1
11/6	at Milwaukee	L	84	97	3-2
11/8	at Golden State	L	90	97	3-3
11/11	at Seattle	L	93	104	3-4
11/13	at Portland	L	105	135	3-5
11/15	SAN DIEGO	W	107	102	4-5
11/17	PHILADELPHIA	W	99	94	5-5
11/19	SEATTLE	W	104	92	6-5
11/22	INDIANA	W	104	93	7-5
11/25	at Boston	L	102	109	7-6
11/26	HOUSTON	W	115	109	8-6
11/29	DENVER	L	96	105	8-7
11/30	at Philadelphia	L	110	122	8-8
12/2	at Detroit	L	92	128	8-9
12/3	CLEVELAND	W	102	91	9-9
12/6	PHOENIX	W	95	88	10-9
12/7	at Cleveland	L	92	106	10-10
12/9	at Indiana	L	104	110	10-11
12/10	BOSTON	L	87	104	10-12
12/13	at Washington	W	94	89	11-12
12/14	WASHINGTON	L	96	99	11-13
12/17	SAN ANTONIO	W	113	108	12-13
12/20	NEW JERSEY	W	98	87	13-13
12/21	at Boston	L	96	107	13-14
12/23	(#) NEW YORK	W	114	113	14-14
12/27	(#) DALLAS	W	112	109	15-14
12/29	at Cleveland	L	77	88	15-15
12/30	CLEVELAND	W	109	98	16-15
1/2	at Indiana	L	86	96	16-16
1/4	NEW JERSEY	L	88	91	16-17
1/6	MILWAUKEE	W	91	87	17-17
1/7	at New Jersey	L	104	108	17-18
1/10	GOLDEN STATE	W	103	101	18-18
1/12	at Washington	W	106	91	19-18
1/13	INDIANA	W	117	108	20-18
1/17	UTAH	W	112	106	21-18
1/18	at Milwaukee	L	90	99	21-19
1/20	at Detroit	L	94	116	21-



YEARLY RESULTS: 1984 - 85

34-48 OVERALL (19-22 at home, 15-26 on the road)



SEASON STATS

	G	Min	FGM	FGA	Pct	FTM	FTA	Pct	Reb	Asst	PF	Stl	Blk	Pts	Avg
Wilkins	81	3023	853	1891	.451	486	603	.806	557	200	170	135	54	2217	27.4
Johnson	73	2367	453	946	.479	265	332	.798	192	566	184	43	7	1193	16.3
Rivers	69	2126	334	701	.476	291	378	.770	214	410	250	163	53	974	14.1
Williams	34	867	167	380	.439	79	123	.642	168	94	83	28	8	417	12.3
Wittman	41	1168	187	352	.531	30	41	.732	73	125	58	28	7	406	9.9
Levingston	74	2017	291	552	.527	145	222	.653	566	104	231	70	69	727	9.8
Williams	82	1785	322	690	.467	119	181	.657	522	36	226	31	49	765	9.3
Glenn	60	1126	228	388	.588	62	76	.816	81	122	74	27	0	518	8.6
Carr	62	1195	198	375	.528	101	128	.789	232	80	219	29	78	499	8.0
Rollins	70	1750	186	339	.549	67	93	.720	442	52	213	35	167	439	6.3
Criss	4	115	7	17	.412	4	6	.667	14	22	5	3	0	18	4.5
Russell	21	377	34	63	.540	14	17	.824	40	66	37	17	4	83	4.0
Hastings	64	825	89	188	.473	63	81	.778	159	46	135	24	23	241	3.8
Eaves	3	37	3	6	.500	5	6	.833	0	4	6	0	0	11	3.7
Brown	69	814	78	192	.406	39	68	.574	223	25	117	19	22	195	2.8
Granger	9	92	6	17	.353	4	8	.500	6	12	13	2	0	16	1.8
Lowe	15	159	8	20	.400	8	8	1.000	15	42	23	11	0	24	1.6
Rautins	4	12	0	2	.000	0	0	.000	2	3	3	0	0	0	0.0

3-pt. field goals: Atlanta 73-235 (.311) - Wilkins 25-81 (.309), Johnson 22-72 (.306), Rivers 15-36 (.417), Williams 4-15 (.267), Wittman 2-7 (.286), Levingston 0-2 (.000), Willis 2-9 (.222), Glenn 0-2 (.000), Carr 2-6 (.333), Criss 0-2 (.000), Russell 1-1 (1.000), Granger 0-1 (.000), Lowe 0-1 (.000). Opponents 46-212 (.217).

RESULTS

(#, overtime; #2, double OT; #3, three OT; #4, four OT)					(1) at New Orleans, LA						
Date	Opponent	W/L	Atl.	Opp.	Record	Date	Opponent	W/L	Atl.	Opp.	Record
10/26	at New Jersey	W	119	104	1-0	1/22	(1) DETROIT	L	113	130	17-25
10/27	PHILADELPHIA	L	108	111	1-1	1/23	PHOENIX	W	101	100	18-25
10/30	at Washington	L	104	119	1-2	1/26	at Chicago	L	104	117	18-26
11/1	DETROIT	L	114	118	1-3	1/29	(1) INDIANA	W	115	106	19-26
11/3	WASHINGTON	W	127	107	2-3	2/1	CLEVELAND	W	126	108	20-26
11/7	at Milwaukee	L	99	103	2-4	2/2	(#) at Detroit	L	102	110	20-27
11/8	(#) at Dallas	L	105	112	2-5	2/4	at Philadelphia	L	92	106	20-28
11/10	at Phoenix	W	114	107	3-5	2/5	(1) DALLAS	L	103	112	20-29
11/13	MILWAUKEE	L	99	110	3-6	2/7	(#) at Milwaukee	W	94	91	21-29
11/15	CLEVELAND	L	99	102	3-7		ALL-STAR BREAK				
11/17	INDIANA	W	118	108	4-7	2/12	at Denver	L	107	131	21-30
11/21	(1) UTAH	W	122	90	5-7	2/13	at Utah	W	94	88	22-30
11/24	NEW JERSEY	W	101	99	6-7	2/15	at LA Lakers	L	111	120	22-31
11/25	at Cleveland	L	111	118	6-8	2/17	at LA Clippers	W	91	90	23-31
11/27	at New York	L	96	97	6-9	2/19	GOLDEN STATE	W	107	104	24-31
11/28	(1) MILWAUKEE	W	95	83	7-9	2/22	NEW YORK	L	105	113	24-32
11/30	HOUSTON	L	102	116	7-10	2/26	DENVER	L	94	106	24-33
12/4	at San Antonio	L	106	114	7-11	2/27	at New Jersey	L	91	114	24-34
12/5	at Kansas City	L	100	121	7-12	3/1	at Boston	W	114	105	25-34
12/7	LA CLIPPERS	W	101	89	8-12	3/2	SAN ANTONIO	L	92	105	25-35
12/9	at Boston	L	127	128	8-13	3/5	(1) PORTLAND	L	91	100	25-36
12/10	at Indiana	W	104	98	9-13	3/6	at Philadelphia	L	86	96	25-37
12/12	(1) CLEVELAND	W	116	99	10-13	3/9	DETROIT	L	113	115	25-38
12/13	at Houston	L	93	96	10-14	3/11	MILWAUKEE	L	115	121	25-39
12/15	BOSTON	L	94	101	10-15	3/12	(1) BOSTON	L	115	126	25-40
12/18	LA LAKERS	L	116	117	10-16	3/14	at Golden State	W	120	112	26-40
12/20	(#2) CHICAGO (INO)	L	129	132	10-17	3/16	at Seattle	L	99	122	26-41
12/22	WASHINGTON	W	119	101	11-17	3/17	at Portland	L	101	114	26-42
12/25	at Cleveland	L	106	109	11-18	3/19	(1) WASHINGTON	W	103	97	27-42
12/26	(1) NEW YORK	W	117	105	12-18	3/22	KANSAS CITY	L	102	121	27-43
12/28	at Washington	L	111	125	12-19	3/23	(#) at Cleveland	W	91	86	28-43
12/29	at Chicago	W	104	101	13-19	3/26	(1)(#) NEW JERSEY	L	108	109	28-44
1/2	CHICAGO	W	121	107	14-19	3/27	at Indiana	W	125	99	29-44
1/4	at Detroit	L	111	134	14-20	3/30	at Milwaukee	L	95	106	29-45
1/5	NEW JERSEY	W	124	114	15-20	4/1	at Detroit	W	114	100	30-45
1/11	at New Jersey	L	103	122	15-21	4/2	PHILADELPHIA	L	91	102	30-46
1/12	BOSTON	L	111	119	15-22	4/4	at New York	W	100	79	31-46
1/15	at Indiana	W	120	113	16-22	4/6	CHICAGO	L	114	117	31-47
1/16	at Philadelphia	L	99	122	16-23	4/9	at Washington	L	110	130	31-48
1/18	SEATTLE	W	104	90	17-23	4/10	NEW YORK	W	98	94	32-48
1/19	at New York	L	86	88	17-24	4/12	at Chicago	W	119	108	33-48
						4/13	INDIANA	W	122	117	34-48

ATLANTA
Most points: 129 vs. Chicago (12/20)
Least points: 86 (two times)

OPPONENT
Most points: 134 (Detroit, 1/4)
Least points: 79 (New York, 4/4)

YEARLY RESULTS: 1985 - 86

50-32 OVERALL (34-7 at home, 16-25 on the road)



SEASON STATS

	G	Min	FGM	FGA	Pct	FTM	FTA	Pct	Reb	Asst	PF	Stl	Blk	Pts	Avg
Wilkins	78	3049	888	1897	.468	577	705	.818	618	206	170	138	49	2366	30.3
Wittman	81	2760	467	881	.530	304	350	.870	170	306	118	81	14	1043	12.9
Willis	82	2300	419	811	.517	172	263	.654	704	45	294	66	44	1010	12.3
Rivers	53	1571	220	464	.474	172	283	.608	162	443	185	120	13	612	11.5
Johnson	39	862	155	328	.473	79	110	.718	75	219	72	10	1	394	10.1
Levingston	81	1945	294	551	.534	164	242	.678	534	72	260	76	39	752	9.3
Williams	19	367	57	143	.399	41	48	.854	45	67	48	28	1	159	8.4
Koncak	82	1695	263	519	.507	156	257	.607	467	55	296	37	69	682	8.3
Webb	79	1229	199	412	.483	216	275	.785	123	337	164	82	5	616	7.8
Carr	17	258	49	93	.527	18	27	.667	52	14	51	7	15	116	6.8
Rollins	74	1781	173	347	.499	69	90	.767	458	41	239	38	167	415	5.6
Davis	27	402	46	107	.430	51	59	.864	19	112	32	13	0	144	5.3
Battle	64	639	101	222	.455	75	103	.728	62	74	80	23	3	277	4.3
Charles	36	273	49	88	.557	24	36	.667	39	8	37	2	6	122	3.4
Hastings	62	650	65	159	.409	60	70	.857	124	26	118	14	8	193	3.1
Toney	3	24	2	7	.286	1	1	1.000	2	0	6	1	0	5	1.7

3-pt. field goals: Atlanta 33-166 (.199) - Wilkins 13-70 (.186), Wittman 5-16 (.313), Willis 0-6 (.000), Rivers 0-16 (.000), Johnson 5-20 (.250), Levingston 0-1 (.000), Williams 4-11 (.264), Koncak 0-1 (.000), Webb 2-11 (.182), Davis 1-2 (.500), Rollins 0-1 (.000), Battle 0-7 (.000), Hastings 3-4 (.750). Opponents 87-283 (.307).

RESULTS

#, overtime; #2, double OT; #3, three OT; #4, four OT					(1) at Hartford, CT						
Date	Opponent	W/L	Atl.	Opp.	Record	Date	Opponent	W/L	Atl.	Opp.	Record
10/25	WASHINGTON	L	91	100	0-1	1/25	at Washington	L	103	111	24-18
10/26	at Milwaukee	L	91	117	0-2	1/28	INDIANA	W	123	92	25-18
10/29	NEW YORK	W	102	87	1-2	1/29	at Detroit	L	94	107	25-19
						1/31	DETROIT	W	116	103	26-19
11/1	at Boston	L	105	109	1-3	2/1	at New Jersey	L	100	108	26-20
11/2	(#) PHILADELPHIA	W	114	113	2-3	2/4	at Cleveland	W	105	104	27-20
11/5	at Denver	L	113	128	2-4	2/6	at Indiana	W	100	85	28-20
11/6	at Phoenix	W	114	106	3-4		ALL-STAR BREAK				
11/8	at Golden State	L	119	130	3-5	2/11	at Houston	L	100	113	28-21
11/9	at LA Clippers	W	97	94	4-5	2/13	at Sacramento	W	123	114	29-21
11/13	PHOENIX	W	108	101	5-5	2/14	at LA Lakers	L	117	141	29-22
11/15	DETROIT	W	122	118	6-5	2/16	at Portland	W	110	101	30-22
11/16	at New York	L	96	103	6-6	2/17	at Seattle	L	87	100	30-23
11/20	CHICAGO	W	116	101	7-6	2/19	(#) at Utah	L	105	109	30-24
11/23	UTAH	L	106	116	7-7	2/21	INDIANA	W	106	98	31-24
11/24	at Cleveland	L	90	98	7-8	2/22	NEW JERSEY	W	112	83	32-24
11/26	NEW YORK	W	104	94	8-8	2/24	LA LAKERS	W	102	93	33-24
11/27	at Milwaukee	L	96	114	8-9	2/26	CLEVELAND	W	102	93	34-24
11/29	at New Jersey	L	97	107	8-10	2/28	at Detroit	L	103	115	34-25
11/30	BOSTON	L	97	102	8-11						
12/4	PORTLAND	W	109	98	9-11	3/1	SAN ANTONIO	W	116	108	35-25
12/6	MILWAUKEE	W	94	93	10-11	3/5	PHILADELPHIA	W	128	121	36-25
12/10	(1) at Boston	L	110	114	10-12	3/4	(#) at Philadelphia	W	122	114	37



YEARLY RESULTS: 1986 - 87

57-25 OVERALL (35-6 at home, 22-19 on the road)



SEASON STATS

Table with 16 columns: G, Min, FGM, FGA, Pct, FTM, FTA, Pct, Reb, Asst, PF, Stl, Blk, Pts, Avg. Lists player stats for Wilkins, Willis, Rivers, Wittman, McGee, Levingston, Webb, Battle, Koncak, Rollins, Carr, Williams, Hastings, Henderson, and Wilson.

3-pt. field goals: Atlanta 135-425 (.318) - Wilkins 31-106 (.292), Willis 1-4 (.250), Rivers 4-21 (.190), Wittman 4-12 (.333), McGee 86-229 (.376), Levingston 0-3 (.000), Webb 1-6 (.167), Battle 0-10 (.000), Koncak 0-1 (.000), Carr 1-3 (.333), Williams 5-18 (.278), Hastings 2-12 (.167). Opponents 128-426 (.300).

RESULTS

Table with 6 columns: Date, Opponent, W/L, Att., Opp., Record. Lists game results for 1986-87 season.

ATLANTA
Most points: 136 vs. New Jersey (4/15)
Least points: 86 at New York (1/6)

(#, overtime; #2, double OT; #3, three OT; #4, four OT)

Table with 6 columns: Date, Opponent, W/L, Att., Opp., Record. Lists game results for 1987-88 season.

OPPONENT
Most points: 126 (Boston, 1/23)
Least points: 82 (L.A. Clippers, 2/11)

YEARLY RESULTS: 1987 - 88

50-32 OVERALL (30-11 at home, 20-21 on the road)



SEASON STATS

Table with 16 columns: G, Min, FGM, FGA, Pct, FTM, FTA, Pct, Reb, Asst, PF, Stl, Blk, Pts, Avg. Lists player stats for Wilkins, Rivers, Willis, Battle, Wittman, Levingston, Carr, Webb, Koncak, Rollins, Wood, Whalley, Washburn, and Hastings.

3-pt. field goals: Atlanta 85-282 (.301) - Wilkins 38-129 (.295), Rivers 9-33 (.273), Willis 0-2 (.000), Battle 16-41 (.390), Levingston 1-2 (.500), Carr 1-4 (.250), Wood 9-19 (.474), Webb 1-19 (.053), Koncak 0-2 (.000), McGee 5-19 (.263), Hastings 5-12 (.417). Opponents 136-406 (.335).

RESULTS

Table with 6 columns: Date, Opponent, W/L, Att., Opp., Record. Lists game results for 1987-88 season.

ATLANTA
Most points: 143 vs. Phoenix (3/8)
Least points: 81 vs. Detroit (1/5)

(#, overtime; #2, double OT; #3, three OT; #4, four OT)

Table with 6 columns: Date, Opponent, W/L, Att., Opp., Record. Lists game results for 1988-89 season.

OPPONENT
Most points: 126 (two times)
Least points: 71 (Detroit, 1/5)

HISTORY

HISTORY



YEARLY RESULTS: 1988 - 89

52-30 OVERALL (33-8 at home, 19-22 on the road)

SEASON STATS

	G	Min	FGM	FGA	Pct	FTM	FTA	Pct	Reb	Asst	PF	Stl	Blk	Pts	Avg
Wilkins	80	2997	814	1756	.464	442	524	.844	553	211	138	117	52	2099	26.2
Malone	81	2878	538	1096	.491	561	711	.789	956	112	154	79	100	1637	20.2
Theus	82	2517	497	1067	.466	285	335	.851	242	387	236	108	16	1296	15.8
Rivers	76	2462	371	816	.455	247	287	.861	286	525	263	181	40	1032	13.6
Battle	82	1672	287	628	.457	194	238	.815	140	197	125	42	9	779	9.5
Levingston	80	2184	300	568	.528	133	191	.696	498	75	270	97	70	734	9.2
Carr	78	1488	226	471	.480	130	152	.855	274	91	221	31	62	582	7.5
Koncak	74	1531	141	269	.524	63	114	.553	453	56	238	54	98	345	4.7
Webb	81	1219	133	290	.459	52	60	.867	123	284	104	70	6	319	3.9
Ferrell	41	231	35	83	.422	30	44	.682	41	10	33	7	6	100	2.4
Tolbert	50	341	40	94	.426	23	37	.622	88	16	55	13	13	103	2.1
Bradley	38	267	28	86	.326	8	16	.500	32	24	41	16	2	72	1.9
Mannion	5	18	2	6	.333	0	0	.000	2	2	2	2	0	4	0.8

3-pt. field goals: Atlanta 110-397 (.277) - Wilkins 29-105 (.276), Malone 0-12 (.000), Theus 17-58 (.293), Rivers 43-124 (.347), Battle 11-34 (.324), Levingston 1-5 (.200), Carr 0-1 (.000), Koncak 0-3 (.000), Webb 1-22 (.045), Bradley 8-31 (.258), Mannion 0-2 (.000). Opponents 147-511 (.288).



YEARLY RESULTS: 1989 - 90

41-41 OVERALL (25-16 at home, 16-25 on the road)

SEASON STATS

	G	Min	FGM	FGA	Pct	FTM	FTA	Pct	Reb	Asst	PF	Stl	Blk	Pts	Avg
Wilkins	80	2888	810	1672	.484	459	569	.807	521	200	141	126	47	2138	26.7
Malone	81	2735	517	1077	.480	493	631	.781	812	130	158	47	84	1528	18.9
Rivers	48	1526	218	480	.454	138	170	.812	200	264	151	116	22	598	12.5
Willis	81	2273	418	805	.519	168	246	.683	645	57	259	63	47	1006	12.4
Battle	60	1477	275	544	.506	102	135	.756	99	154	115	28	3	654	10.9
Webb	82	2184	294	616	.477	162	186	.871	201	477	185	105	12	751	9.2
Long	48	1030	174	384	.453	46	55	.836	83	85	66	45	5	404	8.4
Smith	33	674	98	204	.480	55	65	.846	37	142	45	22	1	255	7.7
Carr	44	803	128	248	.516	79	102	.775	149	53	128	15	34	335	7.6
Levingston	75	1706	216	424	.509	83	122	.680	319	80	216	55	41	516	6.9
Volkov	72	937	137	284	.482	70	120	.583	119	83	166	36	22	357	5.0
Matthews	1	13	1	3	.333	2	2	1.000	0	5	0	0	0	4	4.0
Koncak	54	977	78	127	.614	42	79	.532	226	23	182	38	34	198	3.7
Toney	32	286	30	72	.417	21	25	.840	14	52	35	10	0	88	2.8
Marble	24	162	16	58	.276	19	29	.655	24	11	16	7	1	51	2.1
Workman	6	16	2	3	.667	2	2	1.000	3	2	3	3	0	6	1.0
Ferrell	14	29	5	14	.357	2	6	.333	7	2	3	1	0	12	0.9
Williams	5	14	0	4	.000	0	0	.000	1	0	2	0	0	0	0.0

3-pt. field goals: Atlanta 124-411 (.302) - Wilkins 59-183 (.322), Malone 1-9 (.111), Rivers 24-66 (.364), Willis 2-7 (.286), Smith 4-24 (.167), Battle 2-13 (.154), Webb 1-19 (.053), Long 10-29 (.345), Carr 0-4 (.000), Levingston 1-5 (.200), Volkov 13-34 (.382), Matthews 0-1 (.000), Koncak 0-1 (.000), Toney 7-13 (.538), Marble 0-2 (.000), Ferrell 0-1 (.000). Opponents 181-533 (.340).

RESULTS

Date	Opponent	W/L	Atl.	Opp.	Record
11/4	at New Jersey	W	113	105	1-0
11/5	at Milwaukee	W	107	94	2-0
11/8	INDIANA	W	112	107	3-0
11/9	(#) at Detroit	L	95	101	3-1
11/11	at Philadelphia	L	105	107	3-2
11/12	CHARLOTTE	W	132	111	4-2
11/15	at Cleveland	W	97	95	5-2
11/18	(#) at Chicago	L	112	115	5-3
11/19	GOLDEN STATE	W	111	92	6-3
11/21	at Houston	L	113	117	6-4
11/23	at San Antonio	L	109	119	6-5
11/25	at Dallas	L	95	100	6-6
11/26	BOSTON	W	104	91	7-6
11/29	SAN ANTONIO	W	120	104	8-6
12/					
12/1	WASHINGTON	W	127	115	9-6
12/3	PORTLAND	W	115	97	10-6
12/6	SACRAMENTO	W	123	113	11-6
12/7	at Boston	W	106	103	12-6
12/9	DETROIT	L	82	92	12-7
12/10	DENVER	L	130	133	12-8
12/13	at Chicago	W	106	88	13-8
12/14	PHILADELPHIA	W	103	96	14-8
12/16	MILWAUKEE	W	115	112	15-8
12/17	at Cleveland	L	94	120	15-9
12/20	SEATTLE	W	121	118	16-9
12/23	INDIANA	W	131	114	17-9
12/27	NEW YORK	W	128	126	18-9
12/30	at Milwaukee	W	117	113	19-9
1/3					
1/4	at Indiana	L	113	116	20-10
1/6	at Detroit	L	88	111	20-11
1/7	NEW JERSEY	W	103	93	21-11
1/10	CHICAGO	L	101	104	21-12
1/13	at Philadelphia	L	101	114	21-13
1/14	at New York	L	122	132	21-14
1/16	at Washington	W	117	106	22-14
1/17	MILWAUKEE	W	111	98	23-14
1/21	CHARLOTTE	W	137	113	24-14
1/24	CLEVELAND	W	121	105	25-14
1/27	at Seattle	L	112	119	25-15
1/28	at Portland	L	94	110	25-16
1/30	at LA Clippers	W	130	101	26-16

(#, overtime; #2, double OT; #3, three OT; #4, four OT)

Date	Opponent	W/L	Atl.	Opp.	Record
2/1	at Utah	W	94	93	27-16
2/2	at Denver	L	103	112	27-17
2/4	(#) at Phoenix	W	118	116	28-17
2/8	NEW YORK	L	101	113	28-18
2/9	at Charlotte	L	108	110	28-19
ALL-STAR BREAK					
2/14	at Chicago	W	106	98	29-19
2/15	at New Jersey	W	119	112	30-19
2/17	CLEVELAND	W	108	100	31-19
2/19	at Miami	L	115	124	31-20
2/20	LA CLIPPERS	W	114	100	32-20
2/23	INDIANA	W	100	97	33-20
2/25	CHICAGO	W	125	95	34-20
2/27	DALLAS	W	105	83	35-20
3/2					
3/2	at Boston	L	90	104	35-21
3/3	CHARLOTTE	W	133	109	36-21
3/5	UTAH	L	83	85	36-22
3/7	LA LAKERS	L	97	106	36-23
3/8	at Washington	L	111	119	36-24
3/11	MIAMI	W	111	78	37-24
3/14	PHOENIX	L	112	114	37-25
3/16	at Sacramento	W	119	103	38-25
3/17	(#) at Golden State	L	118	127	38-26
3/19	at LA Lakers	W	113	111	39-26
3/21	DETROIT	L	95	110	39-27
3/25	at New York	W	115	108	40-27
3/28	at New Jersey	L	108	111	40-28
3/29	WASHINGTON	W	120	102	41-28
3/31	NEW JERSEY	W	116	99	42-28
4/2					
4/2	at Indiana	W	132	109	43-28
4/4	at Cleveland	L	91	105	43-29
4/5	PHILADELPHIA	W	135	93	44-29
4/7	(#) HOUSTON	W	120	112	45-29
4/9	CHICAGO	W	108	100	46-29
4/10	at Charlotte	W	112	105	47-29
4/13	BOSTON	W	132	118	48-29
4/15	MILWAUKEE	W	125	100	49-29
4/18	at Indiana	W	121	114	50-29
4/19	at Milwaukee	W	100	92	51-29
4/21	CLEVELAND	W	92	89	52-29
4/23	at Detroit	L	81	99	52-30

ATLANTA
Most points: 137 vs. Charlotte (1/21)
Least points: 81 at Detroit (4/23)

OPPONENT
Most points: 133 (Denver, 12/10)
Least points: 78 (Miami, 3/11)



RESULTS

Date	Opponent	W/L	Atl.	Opp.	Record
11/3	INDIANA	L	103	126	0-1
11/7	WASHINGTON	L	114	118	0-2
11/10	at Boston	L	106	117	0-3
11/11	ORLANDO	W	148	109	1-3
11/13	at Orlando	W	112	104	2-3
11/17	(#) at Cleveland	L	125	131	2-4
11/18	GOLDEN STATE	W	112	96	3-4
11/21	at Detroit	W	103	96	4-4
11/22	at Milwaukee	L	100	118	4-5
11/24	at Miami	W	103	87	5-5
11/25	BOSTON	W	108	100	6-5
11/28	at Chicago	L	98	113	6-6
11/29	at Washington	W	111	104	7-6
12/					
12/1	UTAH	W	114	103	8-6
12/2	PHILADELPHIA	W	102	92	9-6
12/6	at Orlando	W	118	100	10-6
12/8	PORTLAND	W	127	120	11-6
12/12	MINNESOTA	W	104	91	12-6
12/12	SAN ANTONIO	W	102	94	13-6
12/13	at Philadelphia	L	103	112	13-7
12/15	NEW YORK	L	109	113	13-8
12/19	SACRAMENTO	W	115	112	14-8
12/21	at Miami	W	117	115	15-8
12/22	CHICAGO	L	113	125	15-9
12/25	CLEVELAND	W	115	104	16-9
12/27	at Dallas	L	101	114	16-10
12/30	at Indiana	L	98	105	16-11
1/2					
1/2	MILWAUKEE	W	113	107	17-11
1/4	at New York	L	95	100	17-12
1/6	NEW JERSEY	W	105	96	18-12
1/7	at New Jersey	L	93	98	18-13
1/10	LA CLIPPERS	L	109	115	18-14
1/13	at Seattle	L	106	113	18-15
1/16	at Sacramento	L	91	108	18-16
1/17	at Utah	L	88	95	18-17
1/19	CHICAGO	L	84	92	18-18
1/23	at Charlotte	W	106	101	19-18
1/24	CLEVELAND	W	103	86	20-18
1/27	at Orlando	W	114	96	21-18
1/29	at Chicago	L	111	121	21-19
1/30	DETROIT	L	95	112	21-20
(1) at Baltimore, MD					
2/1	at Utah	W	94	93	27-16
2/1	at Phoenix	L	90	102	21-21
2/2	at LA Lakers	L	106	112	21-22
2/4	at Denver	L	113	125	21-23



YEARLY RESULTS: 1990 - 91

43-39 OVERALL (29-12 at home, 14-27 on the road)

SEASON STATS

	G	Min	FGM	FGA	Pct	FTM	FTA	Pct	Reb	Asst	PF	Stl	Blk	Pts	Avg
Wilkins	81	3078	770	1640	.470	476	574	.829	732	265	156	123	65	2101	25.9
Rivers	79	2586	444	1020	.435	221	262	.844	253	340	216	148	47	1197	15.2
Battle	79	1863	397	862	.461	270	316	.854	159	217	145	45	6	1078	13.6
Webb	75	2197	359	803	.447	231	266	.868	174	417	180	118	6	1003	13.4
Willis	80	2373	444	881	.504	159	238	.668	704	99	235	60	40	1051	13.1
Malone	82	1912	280	598	.468	309	372	.831	667	68	134	30	74	869	10.6
Ferrell	78	1165	174	356	.489	125	156	.801	179	55	151	33	27	475	6.1
Robinson	47	674	108	242	.446	47	80	.588	71	132	65	32	8	265	5.6
Moncrief	72	1096	117	240	.488	82	105	.781	128	104	112	50	9	337	4.7
McCormick	56	689	93	187	.497	66	90	.733	165	32	91	11	14	252	4.5
Koncak	77	1931	140	321	.436	32	54	.593	375	124	265	74	76	313	4.1
Wilson	25	162	21	70	.300	13	26	.500	40	11	13	5	1	55	2.2
Wright	4	20	2	3	.667	1	1	1.000	6	0	3	0	0	5	1.3
Leonard	4	9	0	0	.000	2	4	.500	2	0	2	0	1	2	0.5

3-pt. field goals: Atlanta 271-836 (.324) - Wilkins 85-249 (.341), Rivers 88-262 (.336), Battle 14-49 (.286), Webb 54-168 (.321), Willis 4-10 (.400), Malone 0-7 (.000), Ferrell 2-3 (.667), Robinson 2-11 (.182), Moncrief 21-64 (.328), McCormick 0-3 (.000), Koncak 1-8 (.125), Wilson 0-2 (.000). Opponents 217-621 (.349).

RESULTS

(#, overtime; #2, double OT; #3, three OT; #4, four OT)

(1) at Baltimore, MD

Date	Opponent	W/L	Atl.	Opp.	Record
11/2	ORLANDO	W	115	111	1-0
11/3	INDIANA	W	121	120	2-0
11/6	at Sacramento	W	102	85	3-0
11/9	at Golden State	L	128	143	3-1
11/10	at LA Clippers	W	112	94	4-1
11/13	CLEVELAND	L	104	121	4-2
11/14	at Philadelphia	L	104	112	4-3
11/16	CHARLOTTE	L	109	119	4-4
11/17	at Detroit	L	83	91	4-5
11/20	at Charlotte	L	121	128	4-6
11/21	at Milwaukee	L	93	105	4-7
11/24	PHILADELPHIA	L	121	124	4-8
11/27	DETROIT	L	97	120	4-9
11/30	CLEVELAND	L	93	101	4-10
12/4	at Houston	W	113	110	5-10
12/5	at San Antonio	W	110	108	6-10
12/7	MILWAUKEE	L	103	104	6-11
12/8	NEW YORK	W	99	86	7-11
12/12	at Miami	W	118	93	8-11
12/13	NEW JERSEY	W	106	97	9-11
12/15	WASHINGTON	W	125	113	10-11
12/17	at Cleveland	W	109	98	11-11
12/20	UTAH	W	105	87	12-11
12/21	at Detroit	L	87	113	12-12
12/23**	at Boston	L	104	132	12-13
12/26	at New Jersey	W	113	111	13-13
12/28	BOSTON	W	131	114	14-13
12/29	GOLDEN STATE	W	134	130	15-13
1/2	LA CLIPPERS	W	120	107	16-13
1/4	INDIANA	W	111	96	17-13
1/5	(#) MINNESOTA	W	117	112	18-13
1/8	SAN ANTONIO	W	109	98	19-13
1/11	at Chicago	L	96	99	19-14
1/12	at New York	L	92	99	19-15
1/14	NEW YORK	W	96	82	20-15
1/15	at Indiana	W	117	106	21-15
1/18	CHICAGO	W	114	105	22-15
1/19	NEW JERSEY	W	114	84	23-15
1/22	MIAMI	W	118	107	24-15
1/23	at Washington	L	99	104	24-16
1/26	at Seattle	L	102	103	24-17

Date	Opponent	W/L	Atl.	Opp.	Record
1/28	at Portland	L	111	116	24-18
1/29	at Utah	L	105	116	24-19
1/31	at LA Lakers	L	103	116	24-20
2/2	at Denver	L	125	126	24-21
2/5	CLEVELAND	W	118	114	25-21
2/7	CHARLOTTE	W	127	114	26-21
ALL-STAR BREAK					
2/12	at Chicago	L	113	122	26-22
2/13	at New Jersey	L	106	140	26-23
2/16	SEATTLE	W	122	113	27-23
2/19	at New York	W	110	102	28-23
2/20	at Detroit	L	89	97	28-24
2/22	LA LAKERS	W	111	102	29-24
2/23	DALLAS	W	122	107	30-24
2/25	SACRAMENTO	W	96	88	31-24
2/27	at Philadelphia	L	103	107	31-25
2/28	PORTLAND	W	117	109	32-25
3/3	at Milwaukee	W	115	106	33-25
3/5	DENVER	W	139	127	34-25
3/7	PHOENIX	L	104	106	34-26
3/8	at Miami	W	102	96	35-26
3/10	CHICAGO	L	87	122	35-27
3/12	(#) PHILADELPHIA	L	129	133	35-28
3/15	at Dallas	W	127	117	36-28
3/16	at Phoenix	L	116	128	36-29
3/19	BOSTON	W	104	92	37-29
3/20	at Chicago	L	107	129	37-30
3/22	(1) at Washington	L	116	121	37-31
3/23	MIAMI	W	108	93	38-31
3/26	at Indiana	L	113	123	38-32
3/28	HOUSTON	L	111	112	38-33
3/30	at Milwaukee	L	96	104	38-34
4/4	at Charlotte	L	91	98	38-35
4/6	INDIANA	W	137	110	39-35
4/8	WASHINGTON	W	105	94	40-35
4/9	at Cleveland	W	104	98	41-35
4/11	at New Jersey	L	98	112	41-36
4/13	MILWAUKEE	W	97	91	42-36
4/16	at Orlando	L	106	113	42-37
4/17	CHARLOTTE	L	111	123	42-38
4/19	DETROIT	L	120	126	42-39
4/21	at Boston	W	117	105	43-39

ATLANTA
Most points: 139 vs. Denver (3/5)
Least points: 83 at Detroit (11/17)

OPPONENT
Most points: 143 (Golden State, 11/9)
Least points: 82 (New York, 1/14)

** Game on 11/28/90 was stopped in progress (slippery floor) and completed on 12/23/90.

YEARLY RESULTS: 1991 - 92

38-44 OVERALL (23-18 at home, 15-26 on the road)

SEASON STATS

	G	Min	FGM	FGA	Pct	FTM	FTA	Pct	Reb	Asst	PF	Stl	Blk	Pts	Avg
Wilkins	42	1601	424	914	.464	294	352	.835	295	158	77	52	24	1179	28.1
Willis	81	2962	591	1224	.483	292	363	.804	1258	173	223	72	54	1480	18.3
Augmon	82	2505	440	899	.489	213	320	.666	420	201	161	124	27	1094	13.3
Robinson	81	2220	423	928	.456	175	275	.636	219	446	178	105	24	1055	13.0
Ferrell	66	1598	331	632	.524	166	218	.761	210	92	134	49	17	839	12.7
Graham	78	1718	305	682	.447	126	170	.741	231	175	193	96	21	791	10.1
Rasmussen	81	1968	347	726	.478	30	40	.750	393	107	233	35	48	729	9.0
Volkov	77	1516	251	569	.441	125	198	.631	265	250	178	66	30	662	8.6
Mays	2	32	6	14	.429	2	2	1.000	2	1	4	0	0	17	8.5
Cheeks	56	1086	115	249	.462	26	43	.605	95	185	73	83	0	259	4.6
Wiley	41	767	71	160	.444	21	30	.700	73	166	73	43	3	177	4.3
Sanders	12	117	20	45	.444	7	9	.778	26	9	15	5	3	47	3.9
Monroe	38	313	53	144	.368	19	23	.826	33	27	19	12	2	131	3.4
Koncak	77	1489	111	284	.391	19	29	.655	261	132	207	50	67	241	3.1
Leonard	5	13	4	6	.667	2	2	1.000	5	1	3	1	0	10	2.0

3-pt. field goals: Atlanta 210-671 (.313) - Wilkins 37-128 (.289), Willis 6-37 (.162), Augmon 1-6 (.167), Robinson 34-104 (.327), Ferrell 11-33 (.333), Graham 55-141 (.390), Rasmussen 5-23 (.217), Volkov 35-110 (.318), Mays 3-6 (.500), Cheeks 3-6 (.500), Wiley 14-38 (.368), Monroe 6-27 (.222), Koncak 0-12 (.000). Opponents 251-732 (.343).

RESULTS

(#, overtime; #2, double OT; #3, three OT; #4, four OT)

(1) at Baltimore, MD

Date	Opponent	W/L	Atl.	Opp.	Record
11/2	DETROIT	L	87	89	0-1
11/5	UTAH	W	98	94	1-1
11/6	at Charlotte	L	104	114	1-2
11/8	at Boston	W	100	95	2-2
11/9	MIAMI	W	97	93	3-2
11/12	CHARLOTTE	W	118	100	4-2
11/14	at Sacramento	L	96	98	4-3
11/15	at Phoenix	W	119	115	5-3
11/17	at LA Lakers	L	89	111	5-4
11/20	SACRAMENTO	W	116	104	6-4
11/22	at Philadelphia	W	99	92	7-4
11/23	at Washington	L	115	126	7-5
11/26	DETROIT	L	93	103	7-6
11/27	at Detroit	L	91	100	7-7
11/29	SAN ANTONIO	L	85	88	7-8
11/30	BOSTON	W	129	102	8-8
12/3	at Dallas	W	103	99	9-8
12/5	at Houston	W	109	97	10-8
12/7	(#2) NEW YORK	L	128	137	10-9
12/10	MILWAUKEE	W	118	104	11-9
12/12	at Cleveland	L	107	134	11-10
12/14	at Miami	L	101	121	11-11
12/17	INDIANA	W	117	113	12-11
12/20	CLEVELAND	L	99	122	12-12
12/21	at Chicago	L	103	117	12-13
12/23	at New Jersey	L	93	105	12-14
12/26	CHICAGO	L	111	122	12-15
12/28	(#) MINNESOTA	W	125	122	13-15
1/2	PHOENIX	W	123	105	14-15
1/4	LA CLIPPERS	W	97	95	15-15
1/6	HOUSTON	W	109	97	16-15
1/7	at New York	W	109	94	17-15
1/9	DALLAS	W	124	108	18-15
1/11	at Indiana	L	115	138	18-16
1/14	MILWAUKEE	W	93	88	19-16
1/16	at Utah	L	111	116	19-17
1/17	(#) at LA Clippers	L	107	111	19-18
1/19	at Denver	W	119	93	20-18
1/21	at Seattle	W	128	119	21-18
1/22	at Golden State	L	124	134	21-19
1/24	at Portland	L	117	125	21-20

Date	Opponent	W/L	Atl.	Opp.	Record
1/28	PHILADELPHIA	W	110	109	22-20
1/29	at Milwaukee	W	110	100	23-20
1/31	(#) at Indiana	L	106	115	23-



YEARLY RESULTS: 1992 - 93

43-39 OVERALL (25-16 at home, 18-23 on the road)



SEASON STATS

	G	Min	FGM	FGA	Pct	FTM	FTA	Pct	Reb	Asst	PF	Stl	Blk	Pts	Avg
Wilkins	71	2647	741	1584	.468	519	627	.828	482	227	116	70	27	2121	29.9
Willis	80	2878	616	1218	.506	196	300	.653	1028	165	264	68	41	1435	17.9
Augmon	73	2112	397	792	.501	227	307	.739	287	170	141	91	18	1021	14.0
Blaylock	80	2820	414	964	.429	123	169	.728	280	671	156	203	23	1069	13.4
Ferrell	82	1736	327	696	.470	176	226	.779	191	132	160	59	17	839	10.2
Graham	80	1508	256	560	.457	96	131	.733	190	164	185	86	6	650	8.1
Mays	49	787	129	309	.417	54	82	.659	53	72	59	21	3	341	7.0
Keefe	82	1549	188	376	.500	166	237	.700	432	80	195	57	16	542	6.6
Henson	53	719	71	182	.390	34	40	.850	55	155	85	30	1	213	4.0
Koncak	78	1975	124	267	.464	24	50	.480	427	140	264	75	100	275	3.4
Rasmussen	22	283	30	80	.375	9	13	.692	55	5	61	5	10	71	3.2
Foster	33	205	44	95	.463	13	18	.722	56	10	41	3	9	101	3.1
Wiley	25	354	26	81	.321	5	8	.625	35	81	49	26	2	72	2.9
Breuer	12	107	15	31	.484	2	5	.400	28	6	12	2	3	32	2.7
Sanders	9	120	10	25	.400	4	8	.500	29	6	16	8	1	24	2.7
Stivins	5	15	4	9	.444	0	0	.000	5	0	0	0	1	8	1.6
Spencer	3	15	0	3	.000	0	0	.000	1	0	3	2	0	0	0.0

3-pt. field goals: Atlanta 382-1076 (.355) - Wilkins 120-316 (.380), Willis 7-29 (.241), Augmon 0-4 (.000), Blaylock 118-315 (.375), Ferrell 9-36 (.250), Graham 42-141 (.298), Mays 29-84 (.345), Keefe 0-1 (.000), Henson 37-80 (.463), Koncak 3-8 (.375), Rasmussen 2-6 (.333), Foster 0-4 (.000), Wiley 15-51 (.294), Stivins 0-1 (.000), Opponents 281-833 (.337).

RESULTS

(#, overtime; #2, double OT; #3, three OT; #4, four OT)

Date	Opponent	W/L	Att.	Opp.	Record
11/6	NEW YORK	L	94	106	0-1
11/7	at Chicago	W	100	99	1-1
11/11	at Houston	L	82	101	1-2
11/12	at San Antonio	W	104	97	2-2
11/14	at Dallas	L	105	113	2-3
11/17	MILWAUKEE	L	106	114	2-4
11/19	NEW JERSEY	L	101	108	2-5
11/21	BOSTON	W	116	107	3-5
11/23 (#)	at Boston	W	101	97	4-5
11/25	at Philadelphia	W	111	105	5-5
11/27	at Cleveland	L	101	122	5-6
11/28	MIAMI	W	112	100	6-6
12/1	INDIANA	W	119	107	7-6
12/2	NEW JERSEY	L	118	122	7-7
12/4	at Indiana	L	106	122	7-8
12/5	SAN ANTONIO	W	113	105	8-8
12/7	CHICAGO	W	123	114	9-8
12/11 (#)	DENVER	W	112	107	10-8
12/12	PHILADELPHIA	L	96	103	10-9
12/13	DETROIT	L	94	107	10-10
12/16	at Detroit	L	88	89	10-11
12/18	at Miami	W	108	100	11-11
12/19	ORLANDO	L	84	125	11-12
12/22	CHARLOTTE	L	114	130	11-13
12/26	at Minnesota	W	113	105	12-13
12/28	at Washington	L	96	97	12-14
12/29	CLEVELAND	L	96	114	12-15
1/2	MILWAUKEE	L	93	106	12-16
1/5	WASHINGTON	L	100	107	12-17
1/7	at Milwaukee	W	100	94	13-17
1/8	at Detroit	W	101	92	14-17
1/12	GOLDEN STATE	W	126	118	15-17
1/14	DETROIT	W	108	91	16-17
1/16	at Cleveland	L	99	127	16-18
1/19	at Charlotte	W	102	100	17-18
1/20	at Boston	L	106	121	17-19
1/22	NEW JERSEY	W	102	91	18-19
1/23	PHOENIX	L	91	110	18-20
1/25	SACRAMENTO	W	117	106	19-20
1/26	at Orlando	L	106	120	19-21
1/28	at New York	W	110	105	20-21
1/30	PHILADELPHIA	W	149	123	21-21

(#, overtime; #2, double OT; #3, three OT; #4, four OT)

Date	Opponent	W/L	Att.	Opp.	Record
2/2	SEATTLE	W	118	109	22-21
2/3	at Miami	L	96	116	22-22
2/6	CLEVELAND	L	109	120	22-23
2/9	at Golden State	W	125	114	23-23
2/11	at Sacramento	L	105	116	23-24
2/13	at Utah	W	121	112	24-24
2/14	at LA Lakers	L	96	135	24-25
2/16	at Portland	L	90	105	24-26
2/18	at Phoenix	L	119	131	24-27
2/23	ALL-STAR BREAK				
2/23	WASHINGTON	W	109	94	25-27
2/24	at Philadelphia	W	132	107	26-27
2/26	BOSTON	L	99	110	26-28
2/27	at Chicago	L	92	112	26-29
3/2	at New York	L	98	107	26-30
3/4	at Indiana	L	111	136	26-31
3/6	UTA	W	139	118	27-31
3/8	LA CLIPPERS	W	121	113	28-31
3/9	at Milwaukee	W	117	103	29-31
3/12	ORLANDO	W	110	92	30-31
3/14	LA LAKERS	W	117	107	31-31
3/16	at Charlotte	W	122	107	32-31
3/17	at New Jersey	L	93	114	32-32
3/19	MINNESOTA	W	121	103	33-32
3/23	DALLAS	W	125	107	34-32
3/25	HOUSTON	W	106	96	35-32
3/27	MIAMI	W	118	106	36-32
3/29	(#) PORTLAND	W	127	118	37-32
3/31	at Denver	W	103	94	38-32
4/2	at LA Clippers	L	99	111	38-33
4/3	at Seattle	L	105	129	38-34
4/6	(#) NEW YORK	W	109	104	39-34
4/9	CHICAGO	L	87	88	39-35
4/10	at Charlotte	W	118	105	40-35
4/13	(#2) CLEVELAND	L	109	112	40-36
4/14	at Detroit	L	84	87	40-37
4/17	CHARLOTTE	L	107	110	40-38
4/20	INDIANA	W	111	102	41-38
4/21	at Washington	W	119	98	42-38
4/23	MILWAUKEE	W	122	106	43-38
4/24	at Orlando	L	85	104	43-39

ATLANTA
Most points: 149 vs. Philadelphia (1/30)
Least points: 82 at Houston (11/11)

OPPONENT
Most points: 136 (Indiana, 3/4)
Least points: 87 (Detroit, 4/14)

YEARLY RESULTS: 1993 - 94

57-25 OVERALL (36-5 at home, 21-20 on the road)



SEASON STATS

	G	Min	FGM	FGA	Pct	FTM	FTA	Pct	Reb	Asst	PF	Stl	Blk	Pts	Avg
Wilkins	49	1687	430	996	.432	275	322	.854	305	114	87	63	88	1196	24.4
Willis	80	2867	627	1257	.499	268	376	.713	963	150	250	79	38	1531	19.1
Manning	26	925	177	372	.476	54	83	.651	169	85	93	46	25	409	15.7
Augmon	82	2605	439	861	.510	333	436	.764	394	187	179	149	45	1212	14.8
Blaylock	81	2915	444	1079	.411	116	159	.730	424	789	144	212	44	1118	13.8
Ehlo	82	2147	316	708	.446	112	154	.727	279	273	161	136	26	821	10.0
Ferrell	72	1155	184	379	.485	144	184	.783	129	65	85	44	16	513	7.1
Lang	82	1608	215	458	.469	73	106	.689	313	51	192	38	87	504	6.1
Keefe	63	763	96	213	.451	81	111	.730	201	34	80	20	9	273	4.3
Koncak	82	1823	159	369	.431	24	36	.667	365	102	236	63	125	342	4.2
Whattley	82	1004	120	236	.508	52	66	.788	99	181	93	59	2	292	3.6
Graham	21	128	21	57	.368	13	17	.765	12	13	11	4	5	58	2.8
Edwards	16	107	17	49	.347	9	16	.563	18	8	9	2	5	43	2.7
Grace	3	8	2	3	.667	0	2	.000	1	1	3	0	0	4	1.3
Bagley	3	13	0	2	.000	2	2	1.000	1	3	2	0	0	2	0.7

3-pt. field goals: Atlanta 260-830 (.323) - Wilkins 61-198 (.308), Manning 1-3 (.333), Willis 9-24 (.375), Augmon 1-7 (.143), Blaylock 114-341 (.334), Ehlo 77-221 (.348), Ferrell 1-9 (.111), Lang 1-4 (.250), Koncak 0-3 (.000), Whattley 0-6 (.000), Graham 3-13 (.231), Edwards 0-1 (.000), Opponents 275-872 (.315).

RESULTS

(#, overtime; #2, double OT; #3, three OT; #4, four OT)

Date	Opponent	W/L	Att.	Opp.	Record
11/5	INDIANA	W	116	110	1-0
11/8	at Chicago	L	80	106	1-1
11/10	at Utah	L	88	91	1-2
11/12	at Portland	L	84	94	1-3
11/13 (#)	at Seattle	L	89	97	1-4
11/16	SACRAMENTO	W	118	95	2-4
11/17	at Philadelphia	W	92	90	3-4
11/19	at Miami	W	95	92	4-4
11/20	CHARLOTTE	W	96	91	5-4
11/23	LA LAKERS	W	103	94	6-4
11/24	at Milwaukee	W	89	85	7-4
11/26	WASHINGTON	W	124	108	8-4
11/27	PHILADELPHIA	W	111	79	9-4
11/30	BOSTON	W	122	114	10-4
12/3	HOUSTON	W	133	111	11-4
12/8	at Detroit	W	105	97	12-4
12/9	SAN ANTONIO	W	105	95	13-4
12/11	at Wash. (Balt.)	W	116	108	14-4
12/14	at Cleveland	W	103	92	15-4
12/16	INDIANA	L	81	99	15-5
12/18	DENVER	W	102	96	16-5
12/22	at Charlotte	W	108	103	17-5
12/23	at New York	L	75	84	17-6
12/26	at New Jersey	L	87	91	17-7
12/28	DETROIT	W	119	101	18-7
12/29	at Orlando	W	92	90	19-7
1/4	CHARLOTTE	W	133	94	20-7
1/7	PORTLAND	W	100	85	21-7
1/8	CLEVELAND	W	102	89	22-7
1/12	CHICAGO	W	92	81	23-7
1/14	DALLAS	W	113	96	24-7
1/15	at Indiana	L	91	94	24-8
1/17	MILWAUKEE	W	102	98	25-8
1/19	GOLDEN STATE	L	119	120	25-9
1/21 (#)	NEW JERSEY	L	111	113	25-10
1/22	at Minnesota	W	98	81	26-10
1/25	at Milwaukee	W	95	90	27-10
1/26	PHOENIX	W	116	107	28-10
1/28	at Charlotte	W	117	105	29-10
1/29	at San Antonio	L	87	100	29-11
1/31	at Dallas	W	90	85	30-11

(#, overtime; #2, double OT; #3, three OT; #4, four OT)

Date	Opponent	W/L	Att.	Opp.	Record
2/2	ORLANDO				



YEARLY RESULTS: 1994 - 95



42-40 OVERALL (24-17 at home, 18-23 on the road)

SEASON STATS

	G	Min	FGM	FGA	Pct	FTM	FTA	Pct	Reb	Asst	PF	Stl	Blk	Pts	Avg
Willis	2	89	16	41	.390	10	15	.667	36	3	7	1	3	42	21.0
Blaylock	80	3069	509	1198	.425	156	214	.729	393	616	164	200	26	1373	17.2
Smith	78	2603	417	976	.427	295	349	.845	270	267	216	60	32	1264	16.2
Augmon	76	2362	397	876	.453	252	346	.728	368	197	163	100	47	1053	13.9
Norman	74	1879	388	856	.453	64	140	.457	362	94	154	34	20	938	12.7
Long	79	2579	337	704	.479	238	315	.756	595	127	232	107	34	923	11.7
Ehlo	49	1166	191	422	.453	44	71	.620	147	113	86	46	6	477	9.7
Lang	82	2340	320	677	.473	152	188	.809	456	72	271	45	144	794	9.7
Corbin	81	1389	205	464	.442	78	114	.684	262	67	161	55	16	502	6.2
Wiley	5	17	3	6	.500	0	0	---	4	6	0	1	1	7	1.4
Bazarevich	10	74	11	22	.500	7	9	.778	7	14	10	1	1	30	3.0
Anderson	51	622	57	104	.548	34	71	.479	188	17	103	23	32	148	2.9
Koncak	62	943	77	187	.412	13	24	.542	184	52	137	36	46	179	2.9
Whately	27	292	24	53	.453	20	32	.625	30	54	37	19	0	70	2.6
Les	24	188	11	38	.289	23	27	.852	26	44	28	4	0	50	2.1
Edwards	38	212	22	48	.458	23	32	.719	48	13	30	5	4	67	1.8
Vinson	5	27	1	7	.143	1	1	1.000	0	1	4	0	0	4	0.8
Hovasse	2	4	0	1	.000	0	0	---	0	0	1	1	0	0	---

3-pt. field goals: Atlanta 539-1580 (.341) - Willis 0-1 (.000), Blaylock 199-555 (.359), Smith 135-404 (.334), Augmon 7-26 (.269), Norman 98-285 (.344), Long 11-31 (.355), Ehlo 51-134 (.381), Lang 2-3 (.667), Corbin 14-56 (.250), Wiley 1-4 (.250), Bazarevich 1-6 (.167), Koncak 12-36 (.333), Whately 2-8 (.250), Les 5-23 (.217), Edwards 0-1 (.000), Vinson 1-6 (.167), Hovasse 0-1 (.000). Opponents 420-1212 (.347).

RESULTS

Date	Opponent	W/L	Att.	Opp.	Record
11/4	INDIANA	L	92	94	0-1
11/5 (#)	DETROIT	L	109	114	0-2
11/7	at Utah	L	86	104	0-3
11/9	at Phoenix	L	102	106	0-4
11/10	at LA Clippers	W	108	91	1-4
11/12	at Sacramento	L	97	105	1-5
11/15	BOSTON	W	110	94	2-5
11/18 (#)	MILWAUKEE	L	93	97	2-6
11/19	at New York	L	79	92	2-7
11/22	PHILADELPHIA	W	102	99	3-7
11/23	at Minnesota	W	89	77	4-7
11/25	LA LAKERS	L	87	92	4-8
11/29	CHARLOTTE	L	85	90	4-9
12/2	at Chicago	W	92	81	5-9
12/3	ORLANDO	W	107	105	6-9
12/6 (#)	at New Jersey	W	94	91	7-9
12/7	at Boston	L	80	93	7-10
12/9	NEW YORK	W	89	85	8-10
12/10	at Orlando	L	98	109	8-11
12/13 (#)	MINNESOTA	W	85	83	9-11
12/14	at Indiana	L	79	81	9-12
12/16	CHICAGO	L	80	85	9-13
12/17	at Miami	L	85	96	9-14
12/20	MILWAUKEE	W	115	97	10-14
12/22	UTAH	L	94	103	10-15
12/23	at Detroit	W	97	77	11-15
12/27	at Houston	L	93	105	11-16
12/29 (#)	SAN ANTONIO	W	127	121	12-16
12/30	at Cleveland	L	85	87	12-17
1/3	PORTLAND	L	98	103	12-18
1/4	at New York	L	80	89	12-19
1/6	WASHINGTON	W	112	90	13-19
1/7	NEW JERSEY	W	102	85	14-19
1/10	at Washington	W	99	96	15-19
1/13	ORLANDO	L	96	101	15-20
1/16	MIAMI	W	99	95	16-20
1/18	PHILADELPHIA	L	80	92	16-21
1/20	at Indiana	L	89	99	16-22
1/21	BOSTON	W	89	84	17-22
1/25	at Charlotte	W	103	96	18-22
1/26	CLEVELAND	L	68	77	18-23
1/28	CHARLOTTE	L	93	102	18-24

ATLANTA
Most points: 128 vs. Detroit (4/21)
Least points: 68 vs. Cleveland (1/26)

(#, overtime; #2, double OT; #3, three OT; #4, four OT)

Date	Opponent	W/L	Att.	Opp.	Record
1/30	at Miami	W	95	92	19-24
2/1	GOLDEN STATE	W	111	99	20-24
2/3	SEATTLE	L	98	121	20-25
2/4	at Detroit	L	78	84	20-26
2/6	at Philadelphia	W	107	92	21-26
2/8	NEW JERSEY	W	111	88	22-26
ALL-STAR BREAK					
2/14	at Denver	W	99	88	23-26
2/17	at Dallas	W	110	90	24-26
2/18	at San Antonio	L	97	111	24-27
2/21	CHICAGO	L	88	105	24-28
2/23	DALLAS	W	110	92	25-28
2/24	at Wash. (Balt.)	W	107	92	26-28
2/27	SACRAMENTO	W	118	99	27-28
3/2	at Milwaukee	L	93	102	27-29
3/3	DETROIT	W	94	78	28-29
3/5 (#)	at Orlando	L	111	113	28-30
3/8	DENVER	W	99	88	29-30
3/10	NEW YORK	W	108	81	30-30
3/12	at Boston	W	104	98	31-30
3/13	HOUSTON	L	86	97	31-31
3/15	at Chicago	L	86	99	31-32
3/18	PHOENIX	W	122	117	32-32
3/20	LA CLIPPERS	W	106	102	33-32
3/22	MIAMI	L	84	98	33-33
3/24	at Cleveland	L	74	75	33-34
3/25	CHICAGO	L	98	99	33-35
3/28	at Portland	W	102	91	34-35
3/30	at Golden State	L	108	80	35-35
3/31	at LA Lakers	L	107	121	35-36
4/2	at Seattle	L	83	105	35-37
4/5	CLEVELAND	W	96	87	36-37
4/7	INDIANA	W	102	90	37-37
4/9	at Milwaukee	L	99	102	37-38
4/11 (#)	at Philadelphia	W	110	106	38-38
4/12	WASHINGTON	L	90	82	39-38
4/14	at Cleveland	L	70	83	39-39
4/16	at Charlotte	W	94	93	40-39
4/19	at New Jersey	W	104	99	41-39
4/21	DETROIT	W	128	111	42-39
4/23	at Indiana	L	87	103	42-40

OPPONENT
Most points: 121 (three times)
Least points: 75 (Cleveland, 3/24)

YEARLY RESULTS: 1995 - 96



46-36 OVERALL (26-15 at home, 20-21 on the road)

SEASON STATS

	G	Min	FGM	FGA	Pct	FTM	FTA	Pct	Reb	Asst	PF	Stl	Blk	Pts	Avg
Smith	80	2856	494	1143	.432	318	385	.826	326	224	207	68	17	1446	18.1
Blaylock	81	2893	455	1123	.405	127	170	.747	332	478	151	212	17	1268	15.7
Laettner	30	977	159	325	.489	107	130	.823	236	68	119	31	28	425	14.2
Long	82	3008	395	838	.471	257	337	.763	788	183	233	108	34	1078	13.1
Lang	51	1815	281	619	.454	95	118	.805	334	62	178	35	85	657	12.9
Augmon	77	2294	362	738	.491	251	317	.792	304	137	188	106	31	976	12.7
Norman	34	770	127	273	.465	17	48	.354	132	63	68	15	16	304	8.9
Ehlo	79	1758	253	591	.428	81	103	.786	256	138	138	85	9	669	8.5
Henderson	79	1416	192	434	.442	119	200	.595	356	51	217	44	43	503	6.4
Webb	51	817	104	222	.468	74	87	.851	60	140	68	27	2	300	5.9
Rooks	16	215	32	58	.552	29	43	.674	51	9	35	4	14	93	5.8
Jordan	24	247	36	71	.507	22	38	.579	52	29	30	12	7	94	3.9
Bullard	46	460	66	162	.407	16	20	.800	60	18	50	17	11	174	3.8
Boyce	8	41	9	23	.391	2	4	.500	10	3	2	3	1	24	3.0
Nathan	5	15	5	9	.556	3	4	.750	0	2	2	3	0	13	2.6
Mundt	24	118	13	32	.406	5	8	.625	25	2	23	1	4	31	1.3
Grandison	4	19	2	4	.500	0	0	---	6	1	0	0	0	4	1.0
Kempton	3	11	0	0	---	0	0	---	2	1	5	0	0	0	---

3-pt. field goals: Atlanta 566-1595 (.355) - Smith 140-423 (.331), Blaylock 231-623 (.371), Laettner 0-8 (.000), Long 31-86 (.360), Lang 0-3 (.000), Augmon 1-4 (.250), Norman 33-84 (.393), Ehlo 82-221 (.371), Henderson 0-3 (.000), Webb 18-57 (.316), Rooks 0-1 (.000), Bullard 26-72 (.361), Boyce 4-8 (.500), Nathan 0-1 (.000), Grandison 0-1 (.000). Opponents 479-1329 (.360).

RESULTS

Date	Opponent	W/L	Att.	Opp.	Record
11/3	INDIANA	L	106	111	0-1
11/4	ORLANDO	W	124	91	1-1
11/6	at Utah	L	96	105	1-2
11/8	at LA Clippers	W	100	92	2-2
11/9	at Golden State	W	125	121	3-2
11/11	at Dallas	W	113	100	4-2
11/14	CHARLOTTE	W	111	104	5-2
11/17	MIAMI	L	88	91	5-3
11/19	at Sacramento	W	108	94	6-3
11/21	at Denver	L	99	107	6-4
11/22	at Phoenix	L	112	117	6-5
11/25	TORONTO	W	114	102	7-5
11/28 (#)	at New York	W	102	97	8-5
11/29	PHILADELPHIA	W	106	81	9-5
12/1	DALLAS	L	98	106	9-6
12/2	at Detroit	L	96	104	9-7
12/6	at Washington	L	79	96	9-8
12/7	SAN ANTONIO	L	102	104	9-9
12/9	NEW YORK	L	92	101	9-10
12/10	at Boston	W	108	103	10-10
12/12	MINNESOTA	L	78	85	10-11
12/14	CHICAGO	L	108	127	10-12
12/16	DENVER	W	95	86	11-12
12/22	NEW JERSEY	W	94	91	12-12
12/23	at Milwaukee	L	111	115	12-13
12/26	LA CLIPPERS	W	94	88	13-13
12/29	GOLDEN STATE	L	96	117	13-14
12/30	at Chicago	L	93	95	13-15
1/2	SEATTLE	L	88	111	13-16
1/4	(#) TORONTO	W	104	101	14-16
1/6	at Charlotte	L	90	96	14-17
1/7	at New Jersey (PPD - Snow - rescheduled 4/5)	---	---	---	---
1/9	SACRAMENTO	W	104	88	15-17
1/11	at Toronto	W	87	79	16-17
1/13	B				



YEARLY RESULTS: 1996 - 97

56-26 OVERALL (36-5 at home, 20-21 on the road)



SEASON STATS

Table with columns: Player, G, Min, FGM, FGA, Pct, FTM, FTA, Pct, Reb, Asst, PF, Stl, Blk, Pts, Avg. Lists stats for Smith, Laetner, Blaylock, Mutombo, Corbin, James, Henderson, Burton, Recasner, Barry, Norman, Lauderdale, Boyce, Hancock, Newbill, Alston, Miller.

3-pt. field goals: Atlanta 659-1834 (.359) - Smith 130-388 (.335), Laetner 31-88 (.352), Blaylock 221-604 (.366), Corbin 74-208 (.356), James 76-181 (.420), Burton 13-46 (.283), Recasner 58-140 (.414), Barry 48-124 (.387), Norman 6-38 (.158), Lauderdale 0-1 (.000), Boyce 2-16 (.125). Opponents 485-1399 (.347).

RESULTS

Table with columns: Date, Opponent, W/L, Atl., Opp., Record. Lists game results for 1996-97 season.

(#, overtime; #2, double OT; #3, three OT; #4, four OT)

Table with columns: Date, Opponent, W/L, Atl., Opp., Record. Continues game results for 1996-97 season.

ATLANTA
Most points: 136 vs. Philadelphia (4/19)
Least points: 63 at Cleveland (11/19)

OPPONENT
Most points: 127 (Houston, 2/17)
Least points: 65 (Milwaukee, 11/21)



YEARLY RESULTS: 1997 - 98

50-32 OVERALL (29-12 at home, 21-20 on the road)

SEASON STATS

Table with columns: Player, G, Min, FGM, FGA, Pct, FTM, FTA, Pct, Reb, Asst, PF, Stl, Blk, Pts, Avg. Lists stats for Smith, Henderson, Laetner, Mutombo, Corbin, Recasner, Gray, Daniels, Brown, Crawford, Oliver, Miller, Barry, Anderson, Livingston, Whiteside.

3-pt. field goals: Atlanta 337-1016 (.332) - Smith 97-276 (.351), Henderson 3-6 (.500), Laetner 6-27 (.222), Blaylock 90-334 (.269), Corbin 49-141 (.348), Recasner 62-148 (.419), Gray 18-46 (.391), Daniels 2-9 (.222), Brown 2-8 (.250), Crawford 1-3 (.333), Barry 9-21 (.429), Anderson 0-5 (.000), Whiteside 0-1 (.000). Opponents 348-1017 (.342).

RESULTS

(#, overtime; #2, double OT; #3, three OT; #4, four OT)

Table with columns: Date, Opponent, W/L, Atl., Opp., Record. Lists game results for 1997-98 season.

(D) at Georgia Dome, (T) at Georgia Tech

Table with columns: Date, Opponent, W/L, Atl., Opp., Record. Continues game results for 1997-98 season.

ATLANTA
Most points: 121 vs. Charlotte (4/17)
Least points: 70 at Indiana (4/15)

OPPONENT
Most points: 116 (LA Lakers, 1/2)
Least points: 71 (Detroit, 11/4)



YEARLY RESULTS: 1998 - 99

31-19 OVERALL (16-9 at home, 15-10 on the road)



SEASON STATS

	G	Min	FGM	FGA	Pct	FTM	FTA	Pct	Reb	Asst	PF	Stl	Blk	Pts	Avg
Smith	36	1314	217	540	.402	191	225	.849	151	118	100	36	11	672	18.7
Blaylock	48	1763	247	651	.379	69	91	.758	224	278	61	99	9	640	13.3
Henderson	38	1142	187	423	.442	100	149	.671	250	28	96	33	19	474	12.5
Mutombo	50	1829	173	338	.512	195	285	.684	610	57	145	16	147	541	10.8
Ellis	20	539	80	190	.421	43	61	.705	109	18	48	8	7	204	10.2
Long	50	1380	151	359	.421	184	235	.783	296	53	143	57	16	489	9.8
Corbin	47	1066	131	335	.391	52	80	.650	145	43	74	31	7	352	7.5
Crawford	42	784	110	255	.431	57	70	.814	90	24	106	10	13	288	6.9
Johnson	49	885	91	225	.404	57	82	.695	75	107	67	35	7	244	5.0
Gray	30	337	53	182	.291	28	37	.757	28	12	30	12	1	146	4.9
McLeod	34	348	62	163	.380	37	45	.822	50	14	24	2	1	162	4.8
Sheppard	18	185	15	39	.385	8	13	.615	22	16	12	3	0	40	2.2
Williams	2	4	0	1	.000	3	4	.750	0	1	0	0	0	3	1.5
West	49	499	22	59	.373	16	45	.356	125	13	81	4	22	60	1.2

3-pt. field goals: Atlanta 197-644 (.306) - Smith 47-139 (.338), Blaylock 77-251 (.307), Henderson 0-1 (.000), Ellis 1-5 (.200), Long 3-18 (.167), Corbin 38-119 (.319), Crawford 11-33 (.333), Johnson 5-19 (.263), Gray 12-42 (.286), McLeod 2-13 (.154), Glover 12-45 (.267), Wright 1-3 (.333), Crawford 7-27 (.259), Bowdler 0-1 (.000), Opponents 190-634 (.300).

RESULTS

(#, overtime; #2, double OT; #3, three OT; #4, four OT)

(D) at Georgia Dome, (T) at Georgia Tech

Date	Opponent	W/L	Atti.	Opp.	Record
2/5	(D) CLEVELAND	W	100	83	1-0
2/6	(D) NEW JERSEY	W	111	106	2-0
2/7	at New Jersey	L	69	79	2-1
2/9	at Chicago	W	87	71	3-1
2/11	(T) CHARLOTTE	W	100	88	4-1
2/14	at Philadelphia	L	70	78	4-2
2/16	at Chicago	W	83	67	5-2
2/19	(T)(#) ORLANDO	L	94	99	5-3
2/20	at Philadelphia	W	76	69	6-3
2/22	(T) CHICAGO	L	68	77	6-4
2/23	at Dallas	L	85	89	6-5
2/25	at Houston	W	93	87	7-5
2/27	at LA Clippers	W	103	74	8-5
3/1	at Orlando	L	67	70	8-6
3/2	(T) WASHINGTON	L	77	97	8-7
3/4	(T) TORONTO	L	77	86	8-8
3/8	at Orlando	W	114	110	9-8
3/10	at Miami	L	77	88	9-9
3/11	(T) BOSTON	W	99	85	10-9
3/13	(T) TORONTO	W	86	75	11-9
3/14	at Detroit	W	85	72	12-9
3/16	at Indiana	W	85	79	13-9
3/17	(D) MIAMI	L	85	86	13-10
3/19	(D) PHOENIX	W	93	85	14-10
3/20	(D) MILWAUKEE	L	77	83	14-11
3/22	at New York	W	80	71	15-11
3/24	(D) INDIANA	W	103	102	16-11
3/26	(D) CHICAGO	W	93	81	17-11
3/27	(D)(#) PHILADELPHIA	W	103	99	18-11
3/29	at Indiana	W	83	82	19-11
3/30	(D) DETROIT	L	77	93	19-12

ATLANTA

Most points: 114 at Orlando (3/8)
Least points: 67 (two times)

OPPONENT

Most points: 110 (Orlando, 3/8)
Least points: 65 (Cleveland, 5/2)

YEARLY RESULTS: 1999 - 2000

28-54 OVERALL (21-20 at home, 7-34 on the road)



SEASON STATS

	G	Min	FGM	FGA	Pct	FTM	FTA	Pct	Reb	Asst	PF	Stl	Blk	Pts	Avg
Rider	60	2084	449	1072	.419	204	260	.785	258	219	132	41	6	1158	19.3
Jackson	79	2767	507	1235	.411	186	212	.877	394	230	167	57	10	1317	16.7
Henderson	82	2775	429	930	.461	224	334	.671	571	77	233	81	54	1083	13.2
Mutombo	82	2984	322	573	.562	298	421	.708	1157	105	248	27	269	942	11.5
Ellis	58	1309	209	464	.450	66	95	.695	290	59	133	32	25	487	8.4
Terry	81	1888	249	600	.415	113	140	.807	166	346	133	90	10	657	8.1
Coles	80	1924	276	607	.455	85	104	.817	172	290	178	58	11	645	8.1
McLeod	44	860	131	332	.395	54	70	.771	138	52	84	16	5	318	7.2
Glover	30	446	66	171	.386	51	70	.729	38	27	28	15	4	195	6.5
Wright	75	1205	180	361	.499	87	135	.644	305	21	203	29	40	448	6.0
Crawford	55	668	91	229	.397	63	81	.778	99	33	83	17	16	252	4.6
Bowdler	46	423	49	115	.426	24	38	.632	85	14	46	14	9	122	2.7
Barry (TOT)	16	159	15	33	.455	4	5	.800	12	33	23	2	0	41	2.6
Barry (ATL)	8	74	6	15	.400	3	3	1.000	4	16	9	0	0	19	2.4
Johnson	38	423	36	103	.350	19	24	.792	39	59	41	23	2	92	2.4

3-pt. field goals: Atlanta 258-814 (.317) - Rider 56-180 (.311), Jackson 117-303 (.386), Henderson 1-10 (.100), Ellis 3-21 (.143), Terry 46-157 (.293), Coles 8-39 (.205), McLeod 2-13 (.154), Glover 12-45 (.267), Wright 1-3 (.333), Crawford 7-27 (.259), Bowdler 0-1 (.000), Barry 7-18 (.389), Johnson 1-6 (.167), Opponents 373-1015 (.367).

RESULTS

(#, overtime; #2, double OT; #3, three OT; #4, four OT)

Date	Opponent	W/L	Atti.	Opp.	Record
11/2	at Washington	L	87	94	0-1
11/4	MILWAUKEE	L	109	119	0-2
11/6	CHICAGO	W	113	97	1-2
11/8	at Denver	L	100	115	1-3
11/10	(#) at Vancouver	L	97	102	1-4
11/13	at Portland	L	95	131	1-5
11/14	at LA Lakers	L	88	95	1-6
11/16	CHARLOTTE	W	103	98	2-6
11/19	at Indiana	W	105	99	3-6
11/20	ORLANDO	L	103	107	3-7
11/23	MIAMI	W	113	106	4-7
11/24	at Miami	L	91	93	4-8
11/26	at Detroit	L	91	93	4-9
11/27	BOSTON	W	94	84	5-9
11/30	at Toronto	W	107	89	6-9
12/2	SACRAMENTO	W	110	100	7-9
12/4	DETROIT	W	112	110	8-9
12/8	LA CLIPPERS	W	99	81	9-9
12/10	GOLDEN STATE	L	99	107	9-10
12/11	at Cleveland	L	116	127	9-11
12/14	MINNESOTA	W	105	94	10-11
12/16	LA LAKERS	L	88	95	10-12
12/18	UTAH	L	96	106	10-13
12/19	at New Jersey	L	88	96	10-14
12/22	at Boston	L	81	98	10-15
12/23	CLEVELAND	W	108	90	11-15
12/27	at Charlotte	L	104	108	11-16
12/29	INDIANA	L	89	116	11-17
12/30	(#) at Detroit	L	105	106	11-18
1/4	at Milwaukee	L	113	116	11-19
1/5	DETROIT	L	108	120	11-20
1/7	TORONTO	W	105	97	12-20
1/8	at Dallas	L	85	95	12-21
1/14	at Chicago	W	89	83	13-21
1/15	PHILADELPHIA	L	98	101	13-22
1/17	MILWAUKEE	L	101	107	13-23
1/19	at Philadelphia	L	89	107	13-24
1/21	at Miami	L	79	101	13-25
1/22	WASHINGTON	W	111	93	14-25
1/25	CHICAGO	W	96	89	15-25
1/28	(#) NEW YORK	W	98	96	16-25
1/29	at Orlando	L	87	103	16-26

ATLANTA

Most points: 116 (three times)
Least points: 70 vs. Charlotte (3/25)

OPPONENT

Most points: 127 (Cleveland, 12/11)
Least points: 70 (New York, 3/3)



YEARLY RESULTS: 2000 - 01

25-57 OVERALL (18-23 at home, 7-34 on the road)



SEASON STATS

	G	Min	FGM	FGA	Pct	FTM	FTA	Pct	Reb	Asst	PF	Stl	Blk	Pts	Avg
Terry	82	3089	596	1367	.436	303	358	.846	269	403	204	104	12	1619	19.7
Jackson	17	552	77	217	.355	73	85	.859	79	50	42	19	4	243	14.3
Ratliff (TOT)	50	1800	228	457	.499	165	217	.760	413	58	165	30	187	621	12.4
Wright	71	1988	363	811	.448	155	216	.718	535	87	232	42	63	881	12.4
Kukoc (TOT)	65	1597	275	582	.473	101	160	.631	259	199	98	48	11	721	11.1
Kukoc (ATL)	17	618	124	252	.492	49	72	.681	97	106	36	13	5	335	19.7
Henderson	73	1810	298	671	.444	173	271	.638	180	50	164	51	29	769	10.5
McLeod	34	907	144	330	.436	45	51	.882	118	58	88	23	8	335	9.9
Mutombo	49	1716	169	354	.477	107	154	.695	693	54	139	20	137	445	9.1
Mohammed (TOT)	58	912	176	369	.477	89	126	.706	307	19	113	29	35	441	7.6
Mohammed (ATL)	28	716	135	281	.480	75	98	.765	252	17	73	23	28	345	12.3
Crawford	47	901	122	270	.452	68	83	.819	110	37	117	21	16	318	6.8
Maloney	55	1403	146	348	.420	26	34	.765	117	154	94	56	5	369	6.7
Knight (TOT)	53	1457	139	371	.375	54	66	.818	168	311	155	101	4	333	6.3
Knight (ATL)	47	1364	137	356	.385	49	60	.817	161	286	138	95	3	324	6.9
Glover	57	929	141	336	.420	47	69	.881	131	69	92	49	10	338	5.9
Robinson (TOT)	34	632	67	184	.364	21	24	.875	87	36	46	28	2	199	5.9
Robinson (ATL)	33	631	67	184	.364	21	24	.875	87	36	46	28	2	199	6.0
D. Johnson	78	1313	146	390	.374	64	87	.736	178	64	134	43	30	397	5.1
Mottola	73	989	123	277	.444	73	90	.811	174	25	163	11	9	319	4.4
Bowdler	44	375	53	114	.465	33	40	.825	77	4	45	10	21	140	3.2
Smith	6	78	8	23	.348	1	2	.500	3	10	12	7	0	17	2.8
A. Johnson	25	279	26	71	.366	12	17	.706	23	34	41	17	5	64	2.6
Miller	2	6	1	2	.500	0	0	—	2	0	0	0	0	2	0.0
Bowman	3	19	0	2	.000	0	0	—	2	7	0	0	0	0	0.0
Colson	3	14	0	5	.000	0	0	—	3	0	0	0	0	0	0.0
Panko	1	1	0	0	—	0	0	—	0	0	0	0	0	0	0.0
Sanchez	5	34	0	7	.000	0	0	—	1	5	3	2	0	0	0.0

3-pt. field goals: Atlanta 333-933 (.357) - Terry 124-314 (.395), Jackson 16-38 (.421), Wright 0-2 (.000), Kukoc 38-79 (.481), Henderson 0-1 (.000), McLeod 2-21 (.095), Mohammed 0-1 (.000), Crawford 6-22 (.273), Maloney 5-142 (.359), Knight 1-10 (.100), Glover 9-46 (.196), Robinson 44-116 (.379), D. Johnson 41-127 (.323), Mottola 0-3 (.000), Bowdler 1-5 (.200), Smith 0-2 (.000), A. Johnson 0-3 (.000), Colson 0-1 (.000), Opponents 396-1080 (.367).

RESULTS

Date	Opponent	W/L	Atl.	Opp.	Record
10/31	CHARLOTTE	L	82	106	0-1
11/2	at New York	L	69	94	0-2
11/4	ORLANDO	L	104	107	0-3
11/6	at Vancouver	L	87	97	0-4
11/7	at Portland	L	88	97	0-5
11/9	at Phoenix	L	79	88	0-6
11/10	at LA Clippers	L	106	115	0-7
11/14	PORTLAND	W	99	97	1-7
11/15	at Milwaukee	L	74	84	1-8
11/17	at Boston	L	99	106	1-9
11/18	MINNESOTA	L	84	94	1-10
11/22	NEW YORK	W	78	74	2-10
11/24	PHILADELPHIA	L	67	76	2-11
11/25	at Orlando	L	92	114	2-12
11/28	at Washington	W	102	75	3-12
11/30	CHICAGO	L	82	91	3-13
12/2	MILWAUKEE	W	101	94	4-13
12/5	MIAMI	L	92	100	4-14
12/8	at Miami	L	76	80	4-15
12/9	at Cleveland	L	90	97	4-16
12/12	SACRAMENTO	W	107	99	5-16
12/13	at Detroit	L	69	92	5-17
12/15	at Chicago	W	85	74	6-17
12/16	NEW JERSEY	L	83	89	6-18
12/19	NEW YORK	W	87	77	7-18
12/22	at Toronto	W	78	72	8-18
12/23	INDIANA	W	91	87	9-18
12/26	at New Jersey	W	81	76	10-18
12/28	at Minnesota	L	81	88	10-19
12/29	CLEVELAND	L	85	97	10-20
1/2	BOSTON	W	92	81	11-20
1/3	at Philadelphia	L	80	98	11-21
1/6	ORLANDO	W	83	82	12-21
1/9	SEATTLE	L	86	95	12-22
1/11	GOLDEN STATE	W	107	96	13-22
1/13	LA CLIPPERS	W	108	88	14-22
1/15	NEW JERSEY	L	78	84	14-23
1/18	at Indiana	L	76	84	14-24
1/21	at Washington	L	90	94	14-25
1/23	at Boston	L	82	83	14-26
1/26	WASHINGTON	L	99	106	14-27

(#, overtime; #2, double OT; #3, three OT; #4, four OT)

Date	Opponent	W/L	Atl.	Opp.	Record
1/27	at Cleveland	W	101	90	15-27
1/29	PHOENIX	L	82	95	15-28
1/31	TORONTO	W	102	97	16-28
2/2	MIAMI	L	80	91	16-29
2/3	at Orlando	L	84	96	16-30
2/5	DALLAS	L	81	91	16-31
2/6	at New Jersey	L	84	90	16-32
2/8	at Charlotte	L	84	101	16-33
ALL-STAR BREAK					
2/13	at Chicago	L	92	96	16-34
2/14	MILWAUKEE	L	98	102	16-35
2/17	at Seattle	W	101	94	17-35
2/18	at Golden State	W	98	91	18-35
2/20	at Sacramento	L	80	94	18-36
2/23	at LA Lakers	L	106	113	18-37
2/24	at Denver	L	82	95	18-38
2/26	at Utah	L	82	99	18-39
2/28	TORONTO	L	88	95	18-40
3/2	CHARLOTTE	L	99	105	18-41
3/3	at San Antonio	L	95	124	18-42
3/5	UTAH	L	102	109	18-43
3/7	HOUSTON	L	98	104	18-44
3/9	at Philadelphia	L	103	108	18-45
3/10	CHICAGO	W	93	90	19-45
3/13	VANCOUVER	W	109	99	20-45
3/16	at Indiana	L	97	103	20-46
3/17	DETROIT	L	90	106	20-47
3/19	LA LAKERS	W	108	106	21-47
3/22	SAN ANTONIO	L	101	115	21-48
3/23	at Toronto	L	86	112	21-49
3/25	at Milwaukee	L	98	105	21-50
3/27	(#) BOSTON	L	112	115	21-51
3/29	INDIANA	W	104	93	22-51
3/31	DENVER	W	99	88	23-51
4/5	at Dallas	L	94	108	23-52
4/7	at Houston	L	97	110	23-53
4/9	at Detroit	L	69	81	23-54
4/11	CLEVELAND	W	107	102	24-54
4/13	at New York	L	65	101	24-55
4/14	(#) DETROIT	L	124	129	24-56
4/16	at Charlotte	L	83	106	24-57
4/17	WASHINGTON	W	122	119	25-57

ATLANTA
Most points: 124 vs. Detroit (4/14)
Least points: 65 at New York (4/13)

OPPONENT
Most points: 129 (Detroit, 4/14)
Least points: 72 (Toronto, 12/22)

YEARLY RESULTS: 2001 - 02

33-49 OVERALL (23-18 at home, 10-31 on the road)



SEASON STATS

	G	Min	FGM	FGA	Pct	FTM	FTA	Pct	Reb	Asst	PF	Stl	Blk	Pts	Avg
Abdur-Rahim	77	2980	598	1297	.461	419	523	.801	696	239	214	98	81	1636	21.2
Terry	78	2967	524	1219	.430	284	340	.835	270	444	156	144	13	1504	19.3
Kukoc	59	1494	211	504	.419	109	153	.712	218	210	91	48	17	584	9.9
Mohammed	82	2168	329	713	.461	137	222	.617	651	33	252	63	61	795	9.7
Glover	55	1156	192	456	.421	78	103	.757	169	84	89	45	14	492	8.9
Ratliff	3	82	10	20	.500	6	11	.545	16	1	8	1	8	26	8.7
Johnson	72	1277	214	540	.396	85	105	.810	247	81	163	62	56	602	8.4
Newble	42	1273	131	263	.498	75	88	.852	222	45	117	38	20	338	8.0
Crawford	7	131	21	45	.467	11	15	.733	25	5	21	2	5	53	7.6
Davis	28	774	70	198	.354	16	18	.889	74	68	68	27	5	185	6.6
Vaughn	82	1856	206	438	.470	104	126	.825	168	349	183	65	2	540	6.6
Henderson	26	422	59	116	.509	24	45	.533	97	11	40	11	15	143	5.5
Mottola	82	1371	169	384	.440	57	76	.750	268	50	174	20	19	396	4.8
Strickland	46	654	91	204	.446	25	44	.568	131	20	48	19	17	208	4.5
Bowdler	52	585	61	174	.351	39	47	.830	110	11	64	18	15	162	3.1
Smith	14	100	10	26	.385	11	17	.647	31	3	12	5	1	31	2.2

3-pt. field goals: Atlanta 423-1194 (.354) - Abdur-Rahim 21-70 (.300), Terry 172-444 (.387), Kukoc 53-171 (.310), Mohammed 0-1 (.000), Glover 30-91 (.330), Johnson 89-247 (.360), Newble 1-7 (.143), Crawford 0-1 (.000), Davis 29-85 (.341), Vaughn 24-54 (.444), Henderson 1-1 (.000), Mottola 1-13 (.077), Strickland 1-4 (.250), Bowdler 1-5 (.200), Opponents 472-1329 (.355).

RESULTS

Date	Opponent	W/L	Atl.	Opp.	Record
10/30	(#) at Houston	L	84	89	0-1
11/1	WASHINGTON	L	88	98	0-2
11/3	MIAMI	W	90	83	1-2
11/5	at LA Clippers	L	86	109	1-3
11/7	at Utah	L	89	96	1-4
11/8	at Phoenix	L	80	108	1-5
11/10	at San Antonio	L	88	110	1-6
11/14	UTAH	W	111	79	2-6
11/16	at Philadelphia	L	78	98	2-7
11/17	BOSTON	W	112	103	3-7
11/20	at Indiana	L	102	106	3-8
11/21	at Boston	W	92	85	4-8
11/23	DETROIT	W	106	99	5-8
11/24	at Milwaukee	L	88	95	5-9
11/26	at New York	L	83	88	5-10
11/28	NEW YORK	L	100	105	5-11
11/29					



YEARLY RESULTS: 2002 - 03

35-47 OVERALL (26-15 at home, 9-32 on the road)



SEASON STATS

Table with 15 columns (Player, G, Min, FGM, FGA, Pct, FTM, FTA, Pct, Reb, Asst, PF, Stl, Blk, Pts, Avg) listing stats for 25 players.

3-pt. field goals: Atlanta 402-1141 (.352) - Robinson 90-263 (.342), Abdur-Rahim 21-60 (.350), Terry 160-431 (.371), Glover 56-158 (.354), Newble 32-84 (.381), Wilks 6-17 (.353), Henderson 0-2 (.000), Crawford 1-3 (.333), Benjamin 2-13 (.154), Davis 7-29 (.241), Dickau 22-61 (.361), Ham 0-3 (.000), Jackson 0-1 (.000), Maloney 5-15 (.333), Williams 0-1 (.000), Opponents 446-1243 (.359).

RESULTS

Game log table for 2002-03 season with columns: Date, Opponent, W/L, Atl., Opp., Record.

(#, overtime; #2, double OT; #3, three OT; #4, four OT)

Game log table for 2002-03 season with columns: Date, Opponent, W/L, Atl., Opp., Record.

ATLANTA
Most points: 119 vs. Seattle (11/26)
Least points: 66 at Boston (1/15)

OPPONENT
Most points: 124 (Memphis, 3/16)
Least points: 75 (Houston, 1/10)

HISTORY



YEARLY RESULTS: 2003 - 04

28-54 OVERALL (18-23 at home, 10-31 on the road)

SEASON STATS

Table with 15 columns (Player, G, Min, FGM, FGA, Pct, FTM, FTA, Pct, Reb, Asst, PF, Stl, Blk, Pts, Avg) listing stats for 25 players.

3-pt. field goals: Atlanta 419-1249 (.335) - Abdur-Rahim 5-23 (.217), Wallace 1-6 (.167), Jackson 145-427 (.340), Terry 146-421 (.347), Collier 1-4 (.250), Crawford 44-113 (.389), Glover 36-105 (.343), Sura 12-43 (.279), Person 8-19 (.421), Vaughn 3-20 (.150), Hansen 9-30 (.300), Dickau 3-10 (.300), Davis 0-2 (.000), Opponents 482-1345 (.358).

RESULTS

Game log table for 2003-04 season with columns: Date, Opponent, W/L, Atl., Opp., Record.

(#, overtime; #2, double OT; #3, three OT; #4, four OT)

Game log table for 2003-04 season with columns: Date, Opponent, W/L, Atl., Opp., Record.

ATLANTA
Most points: 138 vs. Washington (3/12)
Least points: 67 at L.A. Lakers (1/9)

OPPONENT
Most points: 137 (Boston, 4/14)
Least points: 70 (Toronto, 1/17)

HISTORY



YEARLY RESULTS: 2004 - 05

13-69 OVERALL (9-32 at home, 4-37 on the road)



SEASON STATS

	G	Min	FGM	FGA	Pct	FTM	FTA	Pct	Reb	Asst	PF	Stl	Blk	Pts	Avg
Walker	53	2128	420	1013	.415	157	294	.534	497	194	147	64	32	1082	20.4
Harrington	66	2550	453	986	.459	236	351	.672	461	208	249	85	16	1158	17.5
Delk	56	1340	246	591	.416	103	136	.757	130	104	123	47	3	667	11.9
Lue (TOT)	70	2007	295	654	.451	142	165	.861	149	322	168	33	0	787	11.2
Lue (ATL)	49	1528	247	532	.464	128	147	.871	109	264	120	25	0	662	13.5
Childress	80	2376	302	642	.470	190	231	.823	482	151	184	74	35	807	10.1
J. Smith	74	2050	274	602	.455	163	237	.688	457	127	157	59	144	715	9.7
Drobnjak	71	1435	238	543	.438	96	120	.800	238	49	138	42	24	597	8.4
Collier	70	942	174	376	.463	48	71	.676	184	18	147	15	13	402	5.7
Ekezie	42	732	79	182	.434	72	93	.774	179	11	129	22	12	230	5.5
Barry	16	275	31	77	.403	10	13	.769	21	28	28	14	2	83	5.2
Gugliotta (TOT)	47	966	99	241	.411	33	43	.767	191	68	104	41	17	239	5.1
Gugliotta (ATL)	27	748	88	204	.431	29	37	.784	148	56	81	32	13	213	7.9
Anderson	39	717	81	190	.426	27	37	.730	83	98	81	33	0	195	5.0
Diaw	66	1201	124	294	.422	57	77	.740	170	149	0	37	18	314	4.8
Ivey	62	809	85	198	.429	47	67	.701	84	103	140	39	7	220	3.5
D. Smith	38	433	44	113	.389	33	48	.688	52	39	50	23	5	127	3.3
Willis	29	344	35	90	.389	17	23	.739	76	9	53	8	7	87	3.0
Thomas (TOT)	11	117	12	20	.600	2	6	.333	37	4	13	4	4	26	2.4
Thomas (ATL)	2	5	1	2	.500	0	0	---	2	0	1	0	0	2	1.0
Stewart (TOT)	12	145	11	21	.524	3	7	.429	40	5	32	6	5	25	2.1
Stewart (ATL)	12	145	11	21	.524	3	7	.429	40	5	32	6	5	25	2.1
Miller	2	9	2	3	.667	0	0	---	1	1	2	1	0	4	2.0
McCoy	10	88	7	13	.538	1	5	.200	21	0	24	3	8	15	1.5

3-pt. field goals: Atlanta 304-973 (.312) - Walker 85-268 (.317), Delk 72-202 (.356), Lue 40-110 (.364), Drobnjak 25-71 (.352), Harrington 16-74 (.216), Childress 13-56 (.232), Barry 11-32 (.344), Diaw 9-50 (.180), Gugliotta 8-26 (.308), Anderson 6-13 (.462), Collier 6-14 (.429), D. Smith 6-22 (.273), J. Smith 4-23 (.174), Ivey 3-9 (.333), Willis 0-2 (.000), Ekezie 0-1 (.000), Opponents 467-1232 (.379).

RESULTS

Date	Opponent	W/L	Atl.	Opp.	Record
11/3	at Phoenix	L	82	112	0-1
11/5	at Seattle	L	85	106	0-2
11/7	at LA Lakers	L	90	106	0-3
11/9	CLEVELAND	L	79	93	0-4
11/12	at New Orleans	W	86	95	1-4
11/13	SAN ANTONIO	L	88	103	1-5
11/16	HOUSTON	W	88	84	2-5
11/17	at Indiana	L	86	93	2-6
11/20	UTAH	L	79	92	2-7
11/23	at New York	L	88	104	2-8
11/24	MIAMI	L	93	99	2-9
11/26	ORLANDO	L	99	117	2-10
11/27	at Charlotte	L	92	107	2-11
11/30 (#)	NEW YORK	L	109	110	2-12
12/3	WASHINGTON	L	90	114	2-13
12/4	at New Jersey	L	88	109	2-14
12/6	PHILADELPHIA	W	96	92	3-14
12/8	MEMPHIS	L	89	97	3-15
12/10	at Detroit	W	88	72	4-15
12/11	NEW JERSEY	L	90	95	4-16
12/14 (#)	INDIANA	L	97	108	4-17
12/15	at Houston	L	69	92	4-18
12/17	PORTLAND	L	84	100	4-19
12/18	at Dallas	L	68	90	4-20
12/22	DALLAS	W	113	100	5-20
12/27	at Miami	L	102	116	5-21
12/28	CLEVELAND	L	102	111	5-22
12/30	SEATTLE	L	79	94	5-23
1/2	at Washington	L	101	104	5-24
1/5	at Cleveland	L	85	101	5-25
1/7	SACRAMENTO	L	97	100	5-26
1/11	MILWAUKEE	W	103	80	6-26
1/14	at Boston	L	94	106	6-27
1/15	CHARLOTTE	W	103	95	7-27
1/17	NEW JERSEY	L	84	85	7-28
1/19	at Miami	L	92	111	7-29
1/21	at Chicago	L	85	95	7-30
1/22	BOSTON	W	100	96	8-30
1/24	CHICAGO	L	82	107	8-31
1/26	at Minnesota	L	87	104	8-32
1/28	MIAMI	L	96	106	8-33

(#, overtime; #2, double OT; #3, three OT; #4, four OT)

Date	Opponent	W/L	Atl.	Opp.	Record
1/29	at Memphis	L	83	84	8-34
1/31	ORLANDO	W	80	79	9-34
2/2	at Detroit	L	84	99	9-35
2/4	at Philadelphia	L	85	103	9-36
2/5	INDIANA	L	79	84	9-37
2/7	LA LAKERS	W	114	108	10-37
2/10	at Orlando	L	96	101	10-38
2/12	at Milwaukee	L	83	113	10-39
2/15	DENVER	L	96	100	10-40
2/16	at Cleveland	L	89	111	10-41
ALL-STAR BREAK					
2/22	at Sacramento	L	104	114	10-42
2/23	at Golden State	L	96	101	10-43
2/25	at Portland	L	101	102	10-44
2/27	at LA Clippers	L	104	111	10-45
3/1	at Denver	L	74	97	10-46
3/2	at Utah	L	74	96	10-47
3/5	PHILADELPHIA	L	97	98	10-48
3/8	at Milwaukee	L	101	105	10-49
3/9	at Boston	L	91	95	10-50
3/11 (#)	at Toronto	W	116	112	11-50
3/12	GOLDEN STATE	L	92	103	11-51
3/14 (#)	DETROIT	L	108	114	11-52
3/16	WASHINGTON	L	93	122	11-53
3/18	NEW YORK	L	92	106	11-54
3/21	at Chicago	L	91	105	11-55
3/22	PHOENIX	L	94	105	11-56
3/25	at San Antonio	L	95	111	11-57
3/26	TORONTO	L	104	109	11-58
3/28	at Orlando	L	102	109	11-59
3/30	at Washington	L	99	102	11-60
4/1	BOSTON	L	100	116	11-61
4/3	LA CLIPPERS	L	91	111	11-62
4/5	NEW ORLEANS	L	86	96	11-63
4/8 (#)	at Toronto	L	101	109	11-64
4/9	MINNESOTA	W	105	98	12-64
4/11 (#)	CHARLOTTE	L	105	110	12-65
4/13	at Charlotte	L	84	105	12-66
4/16	CHICAGO	L	105	114	12-67
4/17 (#)	at New York	W	139	135	13-67
4/19	DETROIT	L	68	95	13-68
4/20	at Philadelphia	L	86	110	13-69

ATLANTA
Most points: 139 at New York (4/17)
Least points: 68 (two times)

OPPONENT
Most points: 135 (New York, 4/17)
Least points: 72 (Detroit, 12/10)



YEARLY RESULTS: 2005 - 06

26-56 OVERALL (18-23 at home, 8-33 on the road)

SEASON STATS

	G	Min	FGM	FGA	Pct	FTM	FTA	Pct	Reb	Asst	PF	Stl	Blk	Pts	Avg
Johnson	82	3340	632	1395	.453	261	330	.791	335	536	187	103	31	1653	20.2
Harrington	76	2782	551	1220	.452	243	350	.694	523	238	301	85	14	1411	18.6
Pachulia	78	2452	307	681	.451	297	404	.735	613	129	286	89	39	911	11.7
J. Smith	80	2559	329	774	.425	210	292	.719	531	191	260	64	208	902	11.3
Lue	51	1234	192	418	.459	118	138	.855	82	157	113	26	3	560	11.0
Childress	74	2249	278	504	.552	154	201	.766	387	131	184	86	39	742	10.0
Stoudamire	61	1236	204	492	.415	99	110	.900	116	75	118	27	3	589	9.7
Williams	79	1952	235	531	.443	189	253	.747	383	63	227	48	24	672	8.5
Grundy	12	108	19	38	.500	9	14	.643	17	9	14	7	0	52	4.3
Ivey	73	978	116	264	.439	24	33	.727	96	74	147	24	7	260	3.6
Delk	1	7	0	1	.000	2	2	1.000	2	0	0	0	0	2	2.0
Batista	57	495	34	80	.425	33	53	.623	144	7	111	15	11	101	1.8
Edwards	40	296	31	64	.484	8	11	.727	48	5	76	3	15	70	1.8
D. Smith	23	127	15	27	.556	6	12	.500	14	9	20	8	0	38	1.7
Thomas	11	66	3	7	.429	3	4	.750	10	1	10	2	0	9	0.8

3-pt. field goals: Atlanta 424-1154 (.367) - Johnson 128-360 (.356), Stoudamire 82-216 (.380), Harrington 66-191 (.346), Lue 58-127 (.457), J. Smith 34-110 (.309), Childress 32-65 (.492), Williams 13-53 (.245), Grundy 5-15 (.333), Ivey 4-10 (.400), D. Smith 2-4 (.500), Pachulia 0-2 (.000), Batista 0-1 (.000), Opponents 444-1205 (.368).

RESULTS

Date	Opponent	W/L	Atl.	Opp.	Record
11/2	at Golden State	L	97	122	0-1
11/4	at LA Clippers	L	77	92	0-2
11/5	at Portland	L	93	94	0-3
11/8	LA LAKERS	L	97	103	0-4
11/10	LA CLIPPERS	L	95	102	0-5
11/12	MEMPHIS	L	84	85	0-6
11/15	at San Antonio	L	79	103	0-7
11/17	at Dallas	L	78	87	0-8
11/18	at NOK	L	92	95	0-9
11/23	BOSTON	W	120	117	1-9
11/25	at Indiana	W	87	85	2-9
11/27	PORTLAND	L	75	77	2-10
11/29	at Houston	L	85	100	2-11
11/30	MIAMI	L	74	96	2-12
ALL-STAR BREAK					
12/2	TORONTO	L	101	102	2-13
12/4	at Phoenix	L	94	112	2-14
12/6	at Denver	L	116	125	2-15
12/7	at Utah	L	83	95	2-16
12/10	SAN ANTONIO	W	94	84	3-16
12/13	at Cleveland	W	100	94	4-16
12/14	at Philadelphia	L	101	106	4-17
12/16	NEW YORK	W	122	111	5-17
12/18 (#)	DENVER	W	110	107	6-17
12/20	at Miami	L	92	111	6-18
12/23	PHILADELPHIA	W	111	108	7-18
12/27	CHARLOTTE	L	90	93	7-19
12/28	at Toronto	L	102	108	7-20
12/30	at New Jersey	L	91	99	7-21
1/3	TORONTO	L	97	108	



YEARLY RESULTS: 2006 - 07

30-52 OVERALL (18-23 at home, 12-29 on the road)



SEASON STATS

	G	Min	FGM	FGA	Pct	FTM	FTA	Pct	Reb	Asst	PF	Stl	Blk	Pts	Avg
J. Johnson	57	2359	536	1139	.471	235	314	.748	239	249	115	60	11	1426	25.0
Smith	72	2647	436	993	.439	268	387	.693	621	236	241	101	207	1178	16.4
M. Williams	64	2179	306	706	.433	216	265	.815	337	121	191	52	30	839	13.1
Childress	55	2024	261	518	.504	167	210	.795	340	127	118	58	36	715	13.0
Pachulia	72	2026	291	614	.474	293	373	.786	500	106	267	77	36	875	12.2
Lue	56	1488	218	524	.416	144	163	.883	104	201	101	24	0	636	11.4
Stoudamire	61	1034	177	425	.416	61	68	.897	74	61	88	21	2	471	7.7
S. Williams	81	1514	166	365	.455	110	144	.764	435	44	199	52	39	444	5.5
A. Johnson (TOT)	67	1300	142	343	.414	46	61	.754	101	201	119	33	3	355	5.3
A. Johnson (ATL)	27	739	82	197	.416	25	32	.781	53	123	51	17	2	203	7.5
Claixon	42	1054	91	278	.327	33	60	.550	81	185	131	72	4	221	5.3
Jones	58	666	65	128	.508	59	75	.787	136	11	124	11	42	189	3.3
Medvedenko	14	81	12	29	.414	17	20	.850	14	2	16	0	2	42	3.0
Ivey	53	539	64	143	.448	24	35	.686	51	45	62	24	4	157	3.0
Thompson	6	50	6	15	.400	5	6	.833	8	2	2	0	0	17	2.8
Wright	67	1035	82	183	.448	9	32	.281	216	40	204	28	28	173	2.6
Freije	19	147	16	54	.296	5	6	.833	24	7	13	3	1	40	2.1
Richardson	5	19	3	6	.500	0	0	---	2	0	2	1	0	8	1.6
Batista	13	81	8	16	.500	4	7	.571	30	4	13	3	0	20	1.5
Bozeman	23	199	11	39	.282	2	6	.333	23	9	32	5	2	26	1.1

3-pt. field goals: Atlanta 341-1038 (.329) - J. Johnson 119-312 (.381), Stoudamire 56-155 (.361), Ivey 56-161 (.348), Smith 38-126 (.250), Childress 26-77 (.338), A. Johnson 14-44 (.318), M. Williams 11-45 (.244), Claixon 6-28 (.214), Ivey 5-16 (.313), Freije 3-22 (.136), Richardson 2-3 (.667), S. Williams 2-4 (.500), Bozeman 2-13 (.154), Medvedenko 1-2 (.500). Opponents 465-1236 (.376).

RESULTS

Date	Opponent	W/L	Att.	Opp.	Record
11/1	at Philadelphia	L	75	88	0-1
11/3	NEW YORK	W	102	92	1-1
11/5	ORLANDO	W	95	82	2-1
11/7	(#) at Cleveland	W	104	95	3-1
11/10	at Toronto	W	111	102	4-1
11/11	(#) SEATTLE	L	112	113	4-2
11/14	MILWAUKEE	L	101	103	4-3
11/18	(#) MIAMI	L	88	93	4-4
11/22	at Detroit	L	98	103	4-5
11/24	TORONTO	W	97	93	5-5
11/25	at Orlando	L	79	98	5-6
11/28	at Washington	L	95	96	5-7
11/29	CHARLOTTE	W	99	90	6-7
12/1	CLEVELAND	L	95	106	6-8
12/3	at Portland	W	107	96	7-8
12/5	at Seattle	L	87	102	7-9
12/6	at Denver	W	98	96	8-9
12/8	at LA Lakers	L	95	106	8-10
12/10	at Sacramento	L	92	117	8-11
12/12	DENVER	L	87	100	8-12
12/13	at New York	L	82	94	8-13
12/15	at Memphis	W	97	88	9-13
12/16	(#) CHICAGO	L	104	106	9-14
12/20	UTAH	L	106	112	9-15
12/22	INDIANA	L	90	100	9-16
12/23	at Detroit	L	81	108	9-17
12/27	CLEVELAND	L	76	89	9-18
12/29	at Houston	L	68	94	9-19
12/31	at San Antonio	L	81	95	9-20
1/5	at Toronto	L	92	105	9-21
1/6	LA CLIPPERS	W	86	74	10-21
1/9	at Indiana	L	72	91	10-22
1/10	NOK	L	77	96	10-23
1/12	DETROIT	W	99	93	11-23
1/15	BOSTON	W	100	96	12-23
1/17	at Minnesota	W	105	88	13-23
1/19	CHARLOTTE	L	75	96	13-24
1/20	at Charlotte	L	85	104	13-25
1/23	at Chicago	L	86	94	13-26
1/24	at Boston	W	82	76	14-26
1/26	at Orlando	W	93	90	15-26
1/27	PHILADELPHIA	L	89	104	15-27

(#, overtime; #2, double OT; #3, three OT; #4, four OT)

Date	Opponent	W/L	Att.	Opp.	Record
1/29	ORLANDO	W	93	83	16-27
1/31	GOLDEN STATE	W	115	94	17-27
2/2	TORONTO	L	91	103	17-28
2/4	(#) at New Jersey	W	101	99	18-28
2/5	LA LAKERS	L	83	90	18-29
2/7	NEW JERSEY	L	85	87	18-30
2/9	at Phoenix	W	120	111	19-30
2/11	at Golden State	W	106	105	20-30
2/12	at Utah	L	76	102	20-31
2/14	at LA Clippers	W	96	93	21-31
2/20	ALL-STAR BREAK at Chicago	L	81	106	21-32
2/21	SAN ANTONIO	L	96	103	21-33
2/23	HOUSTON	W	105	99	22-33
2/25	PHOENIX	L	106	115	22-34
2/26	at Dallas	L	87	110	22-35
2/28	at NOK	L	100	107	22-36
3/2	at Washington	L	92	93	22-37
3/3	(#) NEW YORK	L	100	104	22-38
3/5	at Miami	L	81	88	22-39
3/7	WASHINGTON	W	100	97	23-39
3/9	MEMPHIS	W	106	105	24-39
3/10	MINNESOTA	W	99	93	25-39
3/13	PHILADELPHIA	W	104	92	26-39
3/14	at Boston	L	88	109	26-40
3/17	at Indiana	L	90	113	26-41
3/19	SACRAMENTO	W	99	76	27-41
3/21	MIAMI	L	83	91	27-42
3/23	(#) PORTLAND	L	100	102	27-43
3/25	DALLAS	L	97	104	27-44
3/26	at Miami	L	89	106	27-45
3/28	at Charlotte	L	87	101	27-46
4/1	CHICAGO	L	97	105	27-47
4/4	at New Jersey	L	86	101	27-48
4/6	MILWAUKEE	W	115	102	28-48
4/8	(#) at Philadelphia	L	104	109	28-49
4/10	BOSTON	W	104	96	29-49
4/13	WASHINGTON	L	85	98	29-50
4/14	at Cleveland	L	76	110	29-51
4/16	at Milwaukee	L	96	102	29-52
4/17	INDIANA	W	118	102	30-52

ATLANTA
Most points: 120 at Phoenix (2/9)
Least points: 68 at Houston (12/29)

OPPONENT
Most points: 117 (Sacramento, 12/10)
Least points: 74 (LA Clippers, 1/6)



YEARLY RESULTS: 2007 - 08

37-45 OVERALL (25-16 at home, 12-29 on the road)

SEASON STATS

	G	Min	FGM	FGA	Pct	FTM	FTA	Pct	Reb	Asst	PF	Stl	Blk	Pts	Avg
J. Johnson	82	3343	647	1497	.432	316	379	.834	367	474	168	84	18	1779	21.7
Smith	81	2873	518	1133	.457	333	469	.822	667	272	269	123	227	1394	17.2
M. Williams	80	2765	424	918	.462	336	409	.822	457	137	225	81	33	1185	14.8
Bibby (TOT)	48	1573	248	603	.411	78	100	.780	160	290	97	54	4	667	13.9
Bibby (ATL)	33	1100	170	411	.414	55	69	.797	104	215	63	35	2	464	14.1
Childress	76	2274	327	573	.571	222	275	.807	373	117	129	71	43	898	11.8
Horford	81	2540	333	668	.499	155	212	.731	785	124	267	60	76	821	10.1
Lue	33	564	86	196	.439	24	28	.857	41	59	38	11	0	226	6.8
A. Johnson	42	1121	115	267	.431	26	32	.813	98	202	86	42	8	283	6.7
Stoudamire	35	402	65	180	.361	41	50	.820	24	28	34	7	5	200	5.7
Pachulia	62	944	107	245	.437	108	153	.706	248	36	140	24	13	322	5.2
Law	56	865	95	237	.401	38	48	.792	57	113	73	29	0	235	4.2
S. Williams	36	414	37	100	.370	35	51	.686	107	11	60	13	11	109	3.0
Richardson (TOT)	27	132	16	44	.364	2	2	1.000	9	2	13	3	0	41	1.5
Richardson (ATL)	19	88	13	31	.419	0	0	---	7	0	6	2	0	31	1.6
Jones	35	145	12	30	.400	11	20	.550	42	0	28	3	5	35	1.0
Wright	13	148	5	17	.294	3	6	.500	37	3	26	3	3	13	1.0
West	64	269	21	49	.429	17	26	.654	48	13	61	12	4	59	0.9

3-pt. field goals: Atlanta 384-1078 (.356) - J. Johnson 169-444 (.381), Bibby 69-187 (.369), Lue 30-69 (.435), Stoudamire 29-85 (.341), A. Johnson 27-63 (.429), Smith 25-99 (.253), Childress 22-60 (.367), Law 7-34 (.206), Richardson 5-12 (.417), M. Williams 1-10 (.100). Opponents 512-1413 (.362).

RESULTS

Date	Opponent	W/L	Att.	Opp.	Record	(1) game completed on 3/8				
11/2	DALLAS	W	101	94	1-0					
11/4	at Detroit	L	91	92	1-1					
11/6	at New Jersey	L	82	87	1-2					
11/7	PHOENIX	W	105	96	2-2					
11/9	at Boston	L	83	106	2-3					
11/11	WASHINGTON	L	90	101	2-4					
11/14	CHARLOTTE	W	117	109	3-4					
11/16	(#2) SEATTLE	L	123	126	3-5					
11/17	at Milwaukee	L	96	105	3-6					
11/20	SAN ANTONIO	L	83	95	3-7					
11/21	at Miami	W	82	79	4-7					
11/24	at Minnesota	W	94	87	5-7					
11/27	at Chicago	L	78	90	5-8					
11/28	MILWAUKEE	W	96	80	6-8					
11/30	NEW ORLEANS	L	86	92	6-9					
12/3	at Philadelphia	W	88	79	7-9					
12/4	DETROIT	L	95	106	7-10					
12/6	MINNESOTA	W	90	89	8-10					
12/8	MEMPHIS	W	86	78	9-10					
12/10	at Orlando	W	98	87	10-10					
12/11	TORONTO	L	88	100	10-11					
12/14	at Detroit	L	81	91	10-12					
12/15	CHARLOTTE	W	93	84	11-12					
12/17	UTAH	W	116	111	12-12					
12/19	(#1) MIAMI	W	114	111	13-12					
12/21	at Washington	W	97	92	14-12					
12/26	INDIANA	W	107	95	15-12					
12/29	at Dallas	L	84	97	15-13					
1/2	at Cleveland	L	94	98	15-14					
1/4	at Indiana	L	91	113	15-15					
1/5	NEW JERSEY	L	107	113	15-16					
1/9	CLEVELAND	W	90	81	16-16					
1										



YEARLY RESULTS: 2008 - 09

47-35 OVERALL (31-10 at home, 16-25 on the road)



SEASON STATS

	G	Min	FGM	FGA	Pct	FTM	FTA	Pct	Reb	Asst	PF	Stl	Blk	Pts	Avg
Johnson	79	3124	620	1420	.437	299	362	.826	346	455	176	0	19	1688	21.4
Smith	69	2421	418	849	.492	211	359	.588	498	169	184	94	111	1073	15.6
Bibby	79	2740	437	1005	.435	135	171	.789	278	392	145	98	11	1176	14.9
Williams	61	2093	285	622	.458	220	273	.806	382	81	127	57	39	845	13.9
Murray	80	1975	355	795	.447	177	233	.760	168	158	173	88	17	974	12.2
Horford	67	2242	312	594	.525	149	205	.727	624	163	190	53	95	773	11.5
Evans	80	1840	208	482	.432	60	73	.822	243	54	163	50	1	574	7.2
Pachulia	77	1473	159	320	.497	163	230	.709	436	57	208	35	26	481	6.2
Jones	63	675	67	111	.604	53	74	.716	142	15	125	7	34	188	3.0
Law	55	560	52	139	.374	49	60	.817	58	86	43	11	3	162	2.9
Claxton	2	15	2	7	.286	1	2	.500	0	3	1	0	0	5	2.5
Gardner	16	98	9	36	.250	2	4	.500	7	2	4	4	1	24	1.5
Hunter	16	92	11	20	.550	0	5	.000	24	1	11	2	5	22	1.4
West	53	269	14	34	.412	14	30	.467	56	19	35	18	4	43	0.8
Morris	23	89	7	17	.412	4	4	1.000	20	2	25	2	1	18	0.8

3-pt. field goals: Atlanta 597-1633 (.366) - Bibby 167-428 (.390), Johnson 149-414 (.360), Evans 98-248 (.395), Murray 87-242 (.360), Williams 55-155 (.355), Smith 26-87 (.299), Law 9-29 (.310), Gardner 4-23 (.174), West 1-1 (1.000), Claxton 1-2 (.500). Opponents 528-1496 (.353).

RESULTS

Date	Opponent	W/L	Atl.	Opp.	Record
10/29	at Orlando	W	99	85	1-0
11/1	PHILADELPHIA	W	95	88	2-0
11/5	at New Orleans	W	87	79	3-0
11/7	TORONTO	W	110	92	4-0
11/9	at Okla. City	W	89	85	5-0
11/11	at Chicago	W	113	108	6-0
11/12	at Boston	L	102	103	6-1
11/14	at New Jersey	L	108	115	6-2
11/15	NEW JERSEY	L	107	119	6-3
11/18	at Indiana	L	96	113	6-4
11/19	WASHINGTON	W	91	87	7-4
11/21	CHARLOTTE	W	88	83	8-4
11/22	at Cleveland	L	96	110	8-5
11/26	MILWAUKEE	W	102	96	9-5
11/28	at Toronto	L	88	93	9-6
11/29	at Washington	W	102	98	10-6
12/3	MEMPHIS	W	105	95	11-6
12/5	NEW YORK	W	98	95	12-6
12/6	at Dallas	L	98	100	12-7
12/9	at Houston	L	84	92	12-8
12/10	at San Antonio	L	89	95	12-9
12/12	at Miami	W	87	73	13-9
12/13	CLEVELAND	W	97	92	14-9
12/15	CHARLOTTE	W	83	79	15-9
12/17	BOSTON	L	85	88	15-10
12/19	GOLDEN ST.	W	115	99	16-10
12/21	DETROIT	W	85	78	17-10
12/23	OKLA. CITY	W	99	88	18-10
12/27	CHICAGO	W	129	117	19-10
12/29	DENVER	W	109	91	20-10
12/30	at Indiana	W	110	104	21-10
1/2	(#) at New Jersey	L	91	93	21-11
1/3	HOUSTON	W	103	100	22-11
1/7	ORLANDO	L	102	106	22-12
1/9	at Orlando	L	87	121	22-13
1/11	PHILADELPHIA	L	94	109	22-14
1/13	at Phoenix	L	102	107	22-15
1/14	at LA Clippers	W	97	80	23-15
1/16	at Golden St.	L	114	119	23-16
1/19	TORONTO	W	87	84	24-16
1/20	at Chicago	W	105	102	25-16
1/23	MILWAUKEE	W	117	87	26-16

ATLANTA
Most points: 129 at Chicago (12/27)
Least points: 79 at Miami (1/26)

(#, overtime; #2, double OT; #3, three OT; #4, four OT)

Date	Opponent	W/L	Atl.	Opp.	Record
1/25	PHOENIX	L	99	104	26-17
1/26	at Miami	L	79	95	26-18
1/28	at New York	L	104	112	26-19
1/30	NEW JERSEY	W	105	88	27-19
1/31	at Milwaukee	L	107	110	27-20
2/4	at Minnesota	W	94	86	28-20
2/6	at Charlotte	W	102	97	29-20
2/7	LA CLIPPERS	L	97	121	29-21
2/10	WASHINGTON	W	111	90	30-21
2/11	at Detroit	W	99	95	31-21
	ALL-STAR BREAK				
2/17	at LA Lakers	L	83	96	31-22
2/18	at Sacramento	W	105	100	32-22
2/20	at Portland	L	98	108	32-23
2/23	at Utah	L	89	108	32-24
2/25	at Denver	L	109	110	32-25
2/27	MIAMI	W	91	83	33-25
3/1	CLEVELAND	L	87	88	33-26
3/2	at Washington	W	98	89	34-26
3/4	at New York	L	105	109	34-27
3/6	at Charlotte	L	91	98	34-28
3/7	DETROIT	W	87	83	35-28
3/9	NEW ORLEANS	W	89	79	36-28
3/11	UTAH	W	100	93	37-28
3/13	INDIANA	W	101	87	38-28
3/15	PORTLAND	W	98	80	39-28
3/17	SACRAMENTO	W	119	97	40-28
3/19	DALLAS	W	95	87	41-28
3/21	at Cleveland	L	96	102	41-29
3/23	MINNESOTA	W	109	97	42-29
3/25	SAN ANTONIO	L	92	102	42-30
3/27	BOSTON	L	93	99	42-31
3/29	LA LAKERS	W	86	76	43-31
3/31	at Philadelphia	L	85	98	43-32
4/3	at Boston	L	92	104	43-33
4/4	ORLANDO	L	82	88	43-34
4/7	at Toronto	W	118	110	44-34
4/8	at Milwaukee	W	113	105	45-34
4/10	INDIANA	W	122	118	46-34
4/14	MIAMI	W	81	79	47-34
4/15	at Memphis	L	90	98	47-35

OPPONENT
Most points: 121 (LA Clippers, 2/7)
Least points: 73 (Miami, 12/12)



YEARLY RESULTS: 2009 - 10

53-29 OVERALL (34-7 at home, 19-22 on the road)

SEASON STATS

	G	Min	FGM	FGA	Pct	FTM	FTA	Pct	Reb	Asst	PF	Stl	Blk	Pts	Avg
Johnson	76	2886	635	1386	.458	220	269	.818	353	369	145	82	5	1619	21.3
Crawford	79	2460	496	1105	.449	270	315	.857	201	238	132	61	12	1425	18.0
Jos. Smith	81	2871	504	999	.505	261	422	.618	705	342	240	130	173	1269	15.7
Horford	81	2845	467	847	.551	213	270	.789	799	189	225	59	91	1148	14.2
Williams	81	2468	302	664	.455	176	215	.819	416	93	160	66	46	820	10.1
Bibby	80	2195	268	644	.416	68	79	.861	184	310	157	67	3	730	9.1
Evans	79	1317	175	393	.445	46	61	.754	154	48	125	34	17	453	5.7
Pachulia	78	1089	120	246	.488	93	143	.650	293	42	186	37	30	333	4.3
Teague	71	719	90	227	.396	41	49	.837	67	122	82	34	11	228	3.2
Joe Smith	64	592	77	193	.399	39	48	.813	157	21	95	6	19	194	3.0
Morris	28	124	23	41	.561	16	27	.593	38	2	34	5	3	62	2.2
Hunter	7	33	4	12	.333	3	4	.750	12	0	5	0	1	11	1.6
West	39	142	12	21	.571	6	10	.600	27	9	25	8	0	30	0.8
Collins	24	115	8	23	.348	0	2	.000	14	4	21	3	2	16	0.7

3-pt. field goals: Atlanta 524-1455 (.360) - Crawford 163-427 (.382), Johnson 129-350 (.369), Bibby 126-324 (.389), Evans 57-169 (.337), Williams 40-132 (.303), Teague 7-32 (.219), Horford 1-1 (1.000), Joe Smith 1-7 (.143), Josh Smith 0-7 (.000), Pachulia 0-4 (.000), Collins 0-1 (.000), West 0-1 (.000). Opponents 480-1392 (.345).

RESULTS

Date	Opponent	W/L	Atl.	Opp.	Record
10/28	INDIANA	W	120	109	1-0
10/30	WASHINGTON	W	100	89	2-0
11/1	at LA Lakers	L	110	118	2-1
11/3	at Portland	W	97	91	3-1
11/4	at Sacramento	W	113	105	4-1
11/6	at Charlotte	L	83	103	4-2
11/7	DENVER	W	125	100	5-2
11/11	at New York	W	114	101	6-2
11/13	at Boston	W	97	86	7-2
11/14	NEW ORLEANS	W	121	98	8-2
11/16	(#) PORTLAND	W	99	95	9-2
11/18	MIAMI	W	105	90	10-2
11/20	HOUSTON	W	105	103	11-2
11/21	at New Orleans	L	88	96	11-3
11/26	ORLANDO	L	76	93	11-4
11/27	at Philadelphia	W	100	86	12-4
11/29	at Detroit	L	88	94	12-5
12/2	TORONTO	W	146	115	13-5
12/4	NEW YORK	L	107	114	13-6
12/5	at Dallas	W	80	75	14-6
12/9	CHICAGO	W	118	83	15-6
12/11	at Toronto	W	111	89	16-6
12/13	NEW JERSEY	W	130	107	17-6
12/16	MEMPHIS	W	110	97	18-6
12/18	UTAH	W	96	83	19-6
12/19	(#) at Chicago	L	98	101	19-7
12/22	at Minnesota	W	112	87	20-7
12/23	at Denver	L	104	124	20-8
12/26	at Indiana	W	110	98	21-8
12/29	CLEVELAND	L	84	95	21-9
12/30	at Cleveland	L	101	106	21-10
1/1	(#) NEW YORK	L	108	112	21-11
1/4	at Miami	L	75	92	21-12
1/6	NEW JERSEY	W	119	89	22-12
1/8	BOSTON	W	93	85	23-12
1/9	at Orlando	L	81	113	23-13
1/11	at Boston	W	102	96	24-13
1/13	WASHINGTON	W	94	82	25-13
1/15	PHOENIX	W	102	101	26-13
1/18	OKLAHOMA CITY	L	91	94	26-14
1/20	SACRAMENTO	W	108	97	27-14
1/22	CHARLOTTE	W	103	89	28-14

ATLANTA
Most points: 146 vs. Toronto (12/2)
Least points: 75 at Miami (1/4)

(#, overtime; #2, double OT; #3, three OT; #4, four OT)

Date	Opponent	W/L	Atl.	Opp.	Record
1/25	at Houston	W	102	95	29-14
1/27	at San Antonio	L	90	105	29-15
1/29	BOSTON	W	100	91	30-15
1/30	at Orlando	L	86	104	30-16
2/2	at Oklahoma City	L	99	106	30-17
2/3	LA CLIPPERS	W	103	97	31-17
2/5	CHICAGO	W	91	81	32-17
2/6</					



YEARLY RESULTS: 2010 - 11

44-38 OVERALL (24-17 at home, 20-21 on the road)

SEASON STATS

	G	Min	FGM	FGA	Pct	FTM	FTA	Pct	Reb	Asst	PF	Stl	Blk	Pts	Avg
Johnson	72	2554	514	1161	.443	195	243	.802	291	338	131	47	7	1312	18.2
Smith	77	2645	497	1041	.477	229	316	.725	657	255	217	99	120	1274	16.5
Horford	77	2704	513	921	.557	150	188	.798	718	266	193	59	80	1178	15.3
Ja. Crawford	76	2297	368	874	.421	222	260	.854	130	241	97	57	14	1077	14.2
Williams	65	1865	246	537	.458	147	174	.845	313	88	104	34	23	676	10.4
Hinrich (TOT)	72	2157	278	623	.446	106	126	.841	182	288	185	75	17	737	10.2
Hinrich (ATL)	24	686	80	185	.432	14	21	.667	53	78	66	19	7	206	8.6
Bibby	56	1674	192	441	.435	29	46	.630	143	202	125	38	6	526	9.4
Teague	70	963	133	304	.438	77	97	.794	102	138	82	45	25	361	5.2
Evans	47	837	79	201	.393	24	28	.857	84	30	74	16	5	210	4.5
Pachulia	79	1244	107	232	.461	135	179	.754	333	58	184	34	22	349	4.4
Ja. Crawford	16	160	27	77	.351	4	6	.667	28	15	13	3	0	67	4.2
Powell	54	653	94	208	.452	36	45	.800	135	22	78	5	5	224	4.1
Wilkins	52	676	69	137	.504	40	56	.714	90	41	72	27	9	180	3.5
Thomas	13	82	10	21	.476	12	15	.800	23	2	11	1	4	32	2.5
Sy	3	21	2	6	.333	3	3	1.000	3	2	1	1	0	7	2.3
Collins	49	593	34	71	.479	27	41	.659	102	22	97	9	9	96	2.0
Armstrong (TOT)	53	489	37	76	.487	16	33	.485	131	14	84	18	21	92	1.7
Armstrong (ATL)	12	76	6	12	.500	2	10	.200	17	4	9	3	5	15	1.3

3-pt. field goals: Atlanta 502-1427 (.352) - Ja. Crawford 119-439 (.341), Bibby 113-256 (.441), Johnson 89-300 (.297), Smith 51-154 (.331), Williams 37-110 (.336), Hinrich 32-76 (.421), Evans 28-89 (.315), Teague 18-48 (.375), Jo. Crawford 9-27 (.333), Horford 2-4 (.500), Wilkins 2-10 (.200), Armstrong 1-1 (1.000), Collins 1-1 (1.000). Opponents 459-1358 (.338).

RESULTS

Date	Opponent	W/L	Atl.	Opp.	Record
10/27	at Memphis	W	119	104	1-0
10/29	at Philadelphia	W	104	101	2-0
10/30	WASHINGTON	W	99	95	3-0
11/2	at Cleveland	W	100	88	4-0
11/3	DETROIT	W	94	85	5-0
11/5	at Minnesota	W	113	103	6-0
11/7	PHOENIX	L	114	118	6-1
11/8	at Orlando	L	89	93	6-2
11/10	MILWAUKEE	L	91	108	6-3
11/12	UTAH	L	86	90	6-4
11/14	MINNESOTA	W	111	105	7-4
11/16	at Indiana	W	102	92	8-4
11/20	DALLAS	L	93	98	8-5
11/22	BOSTON	L	76	99	8-6
11/23	(#) at New Jersey	L	101	107	8-7
11/25	WASHINGTON	W	116	96	9-7
11/27	NEW YORK	W	99	90	10-7
11/28	at Toronto	W	96	78	11-7
12/1	MEMPHIS	W	112	109	12-7
12/3	PHILADELPHIA	W	93	88	13-7
12/4	at Miami	L	77	89	13-8
12/6	at Orlando	W	80	74	14-8
12/7	NEW JERSEY	W	116	101	15-8
12/10	at San Antonio	L	92	108	15-9
12/11	INDIANA	W	97	83	16-9
12/14	at Detroit	L	80	103	16-10
12/16	at Boston	L	90	102	16-11
12/17	CHARLOTTE	W	90	85	17-11
12/19	at New Jersey	L	82	89	17-12
12/20	ORLANDO	W	91	81	18-12
12/22	CLEVELAND	W	98	84	19-12
12/26	at New Orleans	L	86	93	19-13
12/27	at Milwaukee	W	95	80	20-13
12/29	GOLDEN STATE	W	103	93	21-13
12/31	at Oklahoma City	L	94	103	21-14
1/2	at LA Clippers	W	107	98	22-14
1/4	at Sacramento	W	108	102	23-14
1/5	at Utah	W	110	107	24-14
1/8	INDIANA	W	108	93	25-14
1/11	MILWAUKEE	PPD (severe weather) to 3/15			
1/12	at Toronto	W	104	101	26-14
1/15	HOUSTON	L	106	112	26-15

(#, overtime; #2, double OT; #3, three OT; #4, four OT)

Date	Opponent	W/L	Atl.	Opp.	Record
1/17	SACRAMENTO	W	100	98	27-15
1/18	(#) at Miami	W	93	89	28-15
1/21	NEW ORLEANS	L	59	100	28-16
1/22	at Charlotte	W	103	87	29-16
1/26	at Milwaukee	L	90	98	29-17
1/28	NEW YORK	W	111	102	30-17
1/29	at Dallas	L	91	102	30-18
2/2	TORONTO	W	100	87	31-18
2/4	LA CLIPPERS	W	101	100	32-18
2/5	at Washington	W	99	92	33-18
2/8	PHILADELPHIA	L	83	117	33-19
2/12	CHARLOTTE	L	86	88	33-20
2/14	at Detroit	W	94	79	34-20
2/16	at New York	L	90	102	34-21
	ALL-STAR BREAK				
2/22	at LA Lakers	L	80	104	34-22
2/23	at Phoenix	L	97	105	34-23
2/25	at Golden State	W	95	79	35-23
2/27	at Portland	W	90	83	36-23
2/28	at Denver	L	90	100	36-24
3/2	CHICAGO	W	83	80	37-24
3/4	OKLAHOMA CITY	L	104	111	37-25
3/6	NEW YORK	L	79	92	37-26
3/8	LA LAKERS	L	87	101	37-27
3/11	at Chicago	L	76	94	37-28
3/12	PORTLAND	W	91	82	38-28
3/15	MILWAUKEE	W	110	85	39-28
3/16	DENVER	L	87	102	39-29
3/18	MIAMI	L	85	106	39-30
3/20	DETROIT	W	104	96	40-30
3/22	CHICAGO	L	81	114	40-31
3/23	at Philadelphia	L	100	105	40-32
3/26	NEW JERSEY	W	98	87	41-32
3/27	at Cleveland	W	99	83	42-32
3/30	ORLANDO	W	85	82	43-32
4/1	BOSTON	W	88	83	44-32
4/3	at Houston	L	109	114	44-33
4/5	SAN ANTONIO	L	90	97	44-34
4/8	at Indiana	L	102	114	44-35
4/9	at Washington	L	83	115	44-36
4/11	MIAMI	L	90	98	44-37
4/13	at Charlotte	L	85	96	44-38

ATLANTA

Most points: 119 at Memphis (10/27)
Least points: 59 vs. New Orleans (1/21)

OPPONENT

Most points: 118 (Phoenix, 11/7)
Least points: 74 (Orlando, 12/6)



YEARLY RESULTS: 2011 - 12

40-26 OVERALL (23-10 at home, 17-16 on the road)

SEASON STATS

	G	Min	FGM	FGA	Pct	FTM	FTA	Pct	Reb	Asst	PF	Stl	Blk	Pts	Avg
J. Johnson	60	2127	423	931	.454	158	186	.849	221	232	75	48	13	1129	18.8
Smith	66	2329	504	1101	.458	203	322	.630	632	257	172	93	115	1239	18.8
Teague	66	2183	320	672	.476	140	185	.757	159	321	145	106	37	831	12.6
Horford	11	348	57	103	.553	22	30	.733	77	24	21	10	14	136	12.4
Williams	57	1500	203	470	.432	115	146	.788	294	71	84	47	18	579	10.2
Pachulia	58	1640	169	339	.499	117	158	.741	457	79	172	55	29	455	7.8
Green	53	922	153	325	.471	48	56	.857	80	40	74	23	6	404	7.6
Hinrich	48	1237	122	295	.414	25	32	.781	101	132	100	38	11	316	6.6
I. Johnson	56	934	141	275	.513	72	100	.720	226	32	116	43	18	356	6.4
Pargo	50	671	105	253	.415	19	20	.950	73	96	64	20	2	282	5.6
McGrady	52	837	101	231	.437	56	83	.675	154	110	35	16	15	273	5.3
Radmanovic	49	755	74	197	.376	22	29	.759	143	54	62	21	15	220	4.5
Stackhouse	30	273	37	100	.370	21	23	.913	23	14	12	10	3	108	3.6
Collins	30	308	16	40	.400	7	15	.467	48	10	34	4	3	39	1.3
Sloan	5	20	3	8	.375	0	0	---	5	5	3	1	0	6	1.2
Dampier	15	83	1	8	.125	0	0	---	25	4	9	1	4	2	0.1

3-pt. field goals: Atlanta 492-1330 (.370) - Johnson 125-322 (.388), Williams 58-149 (.389), Pargo 53-138 (.384), Teague 51-149 (.342), Green 50-113 (.442), Radmanovic 50-135 (.370), Hinrich 47-136 (.346), Smith 28-109 (.257), McGrady 15-33 (.455), Stackhouse 13-38 (.342), I. Johnson 2-6 (.333). Opponents 391-1137 (.344).

RESULTS

(#, overtime; #2, double OT; #3, three OT; #4, four OT)

Date	Opponent	W/L	Atl.	Opp.	Record
12/27	at New Jersey	W	106	70	1-0
12/28	WASHINGTON	W	101	83	2-0
12/30	NEW JERSEY	W	105	98	3-0
12/31	at Houston	L	84	95	3-1
1/2	at Miami	W	100	92	4-1
1/3	at Chicago	L	74	76	4-2
1/5	(#3) MIAMI	L	109	116	4-3
1/6	(#) at Charlotte	W	102	96	5-3
1/7	CHICAGO	W	109	94	6-3
1/9	at New Jersey	W	87	106	7-3
1/11	at Indiana	L	84	96	7-4
1/12	CHARLOTTE	W	111	81	8-4
1/14	MINNESOTA	W	93	91	9-4
1/16	TORONTO	W	93	84	10-4
1/18	PORTLAND	W	92	89	11-4
1/20	at Philadelphia	L	76	90	11-5
1/21	CLEVELAND	W	121	94	12-5
1/23	at Milwaukee	W	97	92	13-5
1/25	at San Antonio	L	83	105	13-6
1/27	(#) at Detroit	W	107	101	14-6
1/29	at New Orleans	W	94	72	15-6
1/31	at Toronto	W	100	77	16-6
2/2	MEMPHIS	L	77	96	16-7
2/4	PHILADELPHIA	L	87	98	16-8
2/6	PHOENIX	L	90	99	16-9
2/8	INDIANA	W	97	87	17-9
2/10	(#) at Orlando	W	89	87	18-9
2/12	MIAMI	L	87	107	18-10
2/14	at LA Lakers	L	78	86	18-11
2/15	at Phoenix	W	101	99	19-11
2/18	at Portland	L	77	97	19-12
2/20	at Chicago	L	79	90	19-13
2/22	at New York	L	82	99	19-14
2/23	ORLANDO	W	83	78	20-14
	ALL-STAR BREAK				
2/29	GOLDEN STATE	L	82	85	20-15
3/2	MILWAUKEE	W	99		



YEARLY RESULTS: 2012 - 13

44-38 OVERALL (25-16 at home, 19-22 on the road)

SEASON STATS

	G	Min	FGM	FGA	Pct	FTM	FTA	Pct	Reb	Asst	PF	Stl	Blk	Pts	Avg
Smith	76	2683	550	1182	.465	166	321	.517	639	321	175	94	136	1327	17.5
Horford	74	2756	576	1060	.543	134	208	.644	757	240	163	78	78	1289	17.4
Teague	80	2628	439	974	.451	199	226	.881	180	579	181	117	28	1166	14.6
Williams	39	1119	187	443	.422	105	121	.868	80	139	55	44	10	551	14.1
Korver	74	2259	277	601	.461	67	78	.859	293	146	170	70	37	810	10.9
Harris	58	1421	194	443	.438	112	154	.727	116	197	103	64	13	577	9.9
Johnson	69	1035	185	356	.520	81	131	.618	266	46	131	56	14	452	6.6
Jenkins	61	902	131	294	.446	59	70	.843	94	56	37	12	10	374	6.1
Pachulia	52	1134	114	241	.473	78	103	.757	336	79	128	35	12	306	5.9
Morrow	24	301	47	111	.423	16	18	.889	26	9	33	12	1	125	5.2
Stevenson	56	1158	98	262	.374	12	23	.522	122	52	69	29	6	284	5.1
Pargo	7	113	13	38	.342	2	2	1.000	7	19	8	3	0	35	5.0
Mack (TOT)	31	416	58	126	.460	9	16	.563	40	68	39	15	0	143	4.6
Mack (ATL)	20	268	41	84	.488	8	14	.571	24	44	28	9	0	104	5.2
Scott	40	376	70	147	.476	43	56	.768	110	12	32	4	2	183	4.6
Tolliver	62	963	82	216	.380	44	51	.863	155	32	66	15	12	253	4.1
Petro	31	352	48	110	.436	11	12	.917	112	16	48	10	9	108	3.5
Jones (TOT)	78	1017	82	222	.369	87	113	.770	101	48	119	22	6	262	3.4
Jones (ATL)	28	381	32	82	.390	21	31	.677	31	20	46	12	1	88	3.1
Tyler (TOT)	21	68	9	24	.375	4	6	.667	20	1	10	1	2	22	1.0
Jones (ATL)	1	5	0	0	---	0	0	---	3	0	0	0	0	0	0.0

3-pt. field goals: Atlanta 706-1901 (.371) - Korver 189-414 (.457), Teague 89-248 (.359), Harris 77-230 (.335), Stevenson 76-209 (.364), Williams 72-196 (.367), Smith 61-201 (.303), Jenkins 53-138 (.384), Tolliver 45-133 (.338), Morrow 15-38 (.395), Mack 14-35 (.400), Pargo 7-20 (.350), Horford 3-6 (.500), Jones 3-12 (.250), Petro 1-4 (.250), Johnson 1-13 (.077), Opponents 620-1635 (.379).

RESULTS

Date	Opponent	W/L	Att	Opp	Record
11/2	HOUSTON	L	102	109	0-1
11/4	at Oklahoma City	W	104	95	1-1
11/7	INDIANA	W	89	86	2-1
11/9	MIAMI	L	89	95	2-2
11/11	at LA Clippers	L	76	89	2-3
11/12	at Portland	W	95	87	3-3
11/14	at Golden State	L	88	92	3-4
11/16	at Sacramento	W	112	96	4-4
11/19	ORLANDO	W	81	72	5-4
11/21	(#) WASHINGTON	W	101	100	6-4
11/23	at Charlotte	W	101	91	7-4
11/24	LA CLIPPERS	W	104	93	8-4
11/28	CHARLOTTE	W	94	91	9-4
11/30	CLEVELAND	L	111	113	9-5
12/5	DENVER	W	108	104	10-5
12/7	WASHINGTON	W	104	95	11-5
12/8	at Memphis	W	93	83	12-5
12/10	at Miami	L	92	101	12-6
12/12	at Orlando	W	86	80	13-6
12/13	CHARLOTTE	W	113	90	14-6
12/15	GOLDEN STATE	L	93	115	14-7
12/18	(#) at Washington	W	100	95	15-7
12/19	OKLAHOMA CITY	L	92	100	15-8
12/21	at Philadelphia	L	80	99	15-9
12/22	CHICAGO	W	92	75	16-9
12/26	(#2) DETROIT	W	126	119	17-9
12/28	at Cleveland	W	102	94	18-9
12/29	INDIANA	W	109	100	19-9
12/31	at Houston	L	104	123	19-10
1/1	at New Orleans	W	95	86	20-10
1/4	at Detroit	L	84	95	20-11
1/5	BOSTON	L	81	89	20-12
1/8	at Minnesota	L	103	108	20-13
1/9	at Cleveland	L	83	99	20-14
1/11	UTAH	W	103	95	21-14
1/12	at Washington	L	83	93	21-15
1/14	at Chicago	L	58	97	21-16
1/16	BROOKLYN	W	109	95	22-16
1/18	at Brooklyn	L	89	94	22-17
1/19	SAN ANTONIO	L	93	98	22-18
1/21	MINNESOTA	W	104	96	23-18
1/23	at Charlotte	W	104	92	24-18

(#, overtime; #2, double OT; #3, three OT; #4, four OT)

Date	Opponent	W/L	Att	Opp	Record
1/25	(#2) BOSTON	W	123	111	25-18
1/27	at New York	L	104	106	25-19
1/30	TORONTO	W	93	92	26-19
2/2	CHICAGO	L	76	93	26-20
2/5	at Indiana	L	103	114	26-21
2/6	MEMPHIS	W	103	92	27-21
2/8	NEW ORLEANS	L	100	111	27-22
2/11	at Dallas	W	105	101	28-22
2/13	at Orlando	W	108	76	29-22
	ALL-STAR BREAK				
2/20	MIAMI	L	90	103	29-23
2/22	SACRAMENTO	W	122	108	30-23
2/23	at Milwaukee	W	103	102	31-23
2/25	at Detroit	W	114	103	32-23
2/27	at Utah	W	102	91	33-23
3/1	at Phoenix	L	87	92	33-24
3/3	at LA Lakers	L	98	99	33-25
3/4	at Denver	L	88	104	33-26
3/6	PHILADELPHIA	W	107	96	34-26
3/8	(#) at Boston	L	102	107	34-27
3/9	BROOKLYN	L	80	93	34-28
3/12	at Miami	L	81	98	34-29
3/13	LA LAKERS	W	96	92	35-29
3/15	PHOENIX	W	107	94	36-29
3/17	at Brooklyn	W	105	93	37-29
3/18	DALLAS	L	113	127	37-30
3/20	MILWAUKEE	W	98	90	38-30
3/22	PORTLAND	L	93	104	38-31
3/24	at Milwaukee	W	104	99	39-31
3/25	at Indiana	L	94	100	39-32
3/27	at Toronto	W	107	88	40-32
3/29	at Boston	L	107	118	40-33
3/30	ORLANDO	W	97	88	41-33
4/1	CLEVELAND	W	102	94	42-33
4/3	NEW YORK	L	82	95	42-34
4/5	PHILADELPHIA	W	90	101	42-35
4/6	at San Antonio	L	97	99	42-36
4/10	at Philadelphia	W	124	101	43-36
4/12	MILWAUKEE	W	109	104	44-36
4/16	TORONTO	L	96	113	44-37
4/17	at New York	L	92	98	44-38

ATLANTA

Most points: 139 vs. Utah (3/25)
Least points: 74 at Chicago (1/3)

OPPONENT

Most points: 133 (Utah, 3/25)
Least points: 70 (New Jersey, 12/27)



YEARLY RESULTS: 2013-14

38-44 OVERALL (24-17 at home, 14-27 on the road)

SEASON STATS

	G	Min	FGM	FGA	Pct	FTM	FTA	Pct	Reb	Asst	PF	Stl	Blk	Pts	Avg
Horford	29	958	238	420	.567	58	85	.682	244	76	56	27	44	538	18.6
Millsap	74	2482	483	1047	.461	286	391	.731	627	232	210	129	78	1328	17.9
Teague	79	2542	456	1040	.438	318	376	.846	208	528	158	89	17	1304	16.5
Korver	71	2409	289	609	.475	87	94	.926	282	208	147	70	24	850	12.0
Carroll	73	2341	302	642	.470	109	141	.773	403	134	188	108	21	810	11.1
Williams	60	1445	197	493	.400	152	179	.849	124	210	65	45	4	625	10.4
Scott	80	1482	301	628	.479	103	132	.780	284	75	121	30	7	767	9.6
Mack	73	1490	209	501	.417	64	74	.865	160	271	100	50	2	544	7.5
Antic	50	925	123	294	.418	50	66	.758	209	58	126	19	12	352	7.0
Brand	73	1414	179	332	.539	61	94	.649	361	74	192	40	88	419	5.7
Martin (TOT)	59	870	111	264	.420	48	65	.738	110	33	71	27	7	329	5.6
Martin (ATL)	53	822	106	256	.414	46	61	.754	105	31	68	26	7	314	5.9
Nunnally	4	54	6	18	.333	3	4	.750	8	2	2	1	1	18	4.5
Ayon	26	429	52	102	.510	8	20	.400	125	28	47	25	10	112	4.3
Jamison (TOT)	22	248	29	92	.315	18	25	.720	55	7	29	9	3	84	3.8
Muscala	20	215	31	73	.425	14	14	1.000	52	7	29	3	10	76	3.8
Schröder	49	641	72	188	.383	29	43	.674	60	93	54	17	0	183	3.7
Jenkins	13	158	16	42	.381	4	4	1.000	22	11	11	1	1	40	3.1
Cunningham	5	22	1	2	.500	0	2	.000	1	3	3	0	0	2	0.4
Pittman	2	3	0	1	.000	0	2	.000	3	0	0	0	0	0	0.0

3-pt. field goals: Atlanta 768-2116 (.363) - Korver 185-392 (.472), Carroll 97-268 (.362), Williams 79-231 (.342), Millsap 76-212 (.358), Teague 74-225 (.329), Mack 62-184 (.337), Scott 62-200 (.310), Antic 56-171 (.327), Martin 56-146 (.384), Schröder 10-42 (.238), Horford 4-11 (.364), Jenkins 4-18 (.222), Nunnally 3-10 (.300), Opponents 654-1793 (.365).

RESULTS

Date	Opponent	W/L	Att	Opp	Record
10/30	at Dallas	L	109	118	0-1
11/1	TORONTO	W	102	95	1-1
11/3	at LA Lakers	L	103	105	1-2
11/5	at Sacramento	W	105	100	2-2
11/7	at Denver	L	107	109	2-3
11/9	ORLANDO	W	104	94	3-3
11/11	at Charlotte	W	103	94	4-3
11/13	NEW YORK	L	91	95	4-4
11/15	PHILADELPHIA	W	113	103	5-4
11/16	at New York	W	110	90	6-4
11/19	at Miami	L	88	104	6-5
11/20	DETROIT	W	93	85	7-5
11/22	at Detroit	W	96	89	8-5
11/23	BOSTON	L	87	94	8-6
11/26	ORLANDO	L	92	99	8-7
11/27	at Houston	L	84	113	8-8
11/29	DALLAS	W	88	87	9-8
11/30	at Washington	L	101	108	9-9
12/2	at San Antonio	L	100	109	9-10
12/4	LA CLIPPERS	W	107	97	10-10
12/6	CLEVELAND	W	108	89	11-10
12/10	OKLAHOMA CITY	L	92	101	11-11



MAJOR TRANSACTIONS: 1968 - 2014

August 4, 2014 Named Neven Spahija assistant coach.
 July 25, 2014 Signed 2014 first-round pick Adreian Payne.
 July 15, 2014 Acquired Thabo Sefolosha in a sign-and-trade transaction from the Oklahoma City Thunder, along with the draft rights to Giorgos Printezis in exchange for the draft rights to Sofoklis Schortsanitis.
 July 11, 2014 Requested waivers on John Salmons.
 June 30, 2014 Acquired a 2015 second-round pick and John Salmons from Toronto in exchange for Lou Williams and the draft rights to Lucas Nogueira.
 June 27, 2014 Selected Adreian Payne (15th overall) and Walter Tavares (43rd overall) in the 2014 NBA Draft, later acquiring the draft rights to Lamar Patterson (48th overall) from Milwaukee in exchange for a future second-round pick.
 April 13, 2014 Steve Koonin named CEO of Atlanta Hawks and Philips Arena.
 February 27, 2014 Released Dexter Pittman and signed Mike Muscala.
 February 22, 2014 Requested waivers on Jared Cunningham and signed Dexter Pittman to a 10-day contract.
 February 21, 2014 Signed Cartier Martin for the remainder of the season, requested waivers on Antawn Jamison and recalled Jared Cunningham from Bakersfield of the NBA Development League.
 February 20, 2014 Acquired Antawn Jamison from the Los Angeles Clippers in exchange for the draft rights to Cenk Akyol.
 February 11, 2014 Signed Cartier Martin to a second 10-day contract.
 February 4, 2014 Assigned Jared Cunningham to Bakersfield of the NBA Development League.
 February 1, 2014 Signed Cartier Martin to a 10-day contract.
 January 25, 2014 Recalled Jared Cunningham from Bakersfield of the NBA Development League.
 January 22, 2014 Signed James Nunnally to a second 10-day contract.
 January 11, 2014 Signed James Nunnally to a 10-day contract.
 January 7, 2014 Waived Cartier Martin.
 January 1, 2014 Assigned Jared Cunningham to Bakersfield of the NBA Development League.
 December 29, 2013 Recalled Jared Cunningham from Bakersfield of the NBA Development League.
 December 16, 2013 Recalled Dennis Schröder from Bakersfield of the NBA Development League and assigned Jared Cunningham.
 December 13, 2013 Recalled John Jenkins from Bakersfield of the NBA Development League.
 December 6, 2013 Recalled Jared Cunningham from Bakersfield of the NBA Development League and assigned John Jenkins.
 December 4, 2013 Assigned Dennis Schröder to Bakersfield of the NBA Development League.
 November 11, 2013 Assigned Jared Cunningham to Bakersfield of the NBA Development League.
 October 31, 2013 Exercised the 2014-15 contract option on John Jenkins.
 October 26, 2013 Waived Eric Dawson.
 October 25, 2013 Waived Royal Ivey.
 October 21, 2013 Waived James Johnson.
 October 15, 2013 Signed free agent Cartier Martin.
 October 14, 2013 Waived David Lighty, Adonis Thomas and Damien Wilkins.
 September 30, 2013 Signed Eric Dawson, Royal Ivey, James Johnson, David Lighty, Adonis Thomas and Damien Wilkins.
 August 3, 2013 Signed DeMarre Carroll.
 August 2, 2013 Name Jim Thomas assistant coach.
 July 29, 2013 Awarded Gustavo Ayon off waivers.
 July 25, 2013 Signed Pero Antic.
 July 15, 2013 Signed Elton Brand.
 July 13, 2013 Matched the Milwaukee Bucks' offer sheet for restricted free agent Jeff Teague.
 July 12, 2013 Signed Kyle Korver to new contract.
 July 11, 2013 Named Taylor Jenkins assistant coach.
 July 11, 2013 Signed Dennis Schröder.
 July 10, 2013 Signed Paul Millsap.
 June 27, 2013 Selected Dennis Schröder with the 17th pick of the 2013 NBA Draft, also acquiring the rights to Lucas Nogueira (the 16th pick), Mike Muscala (the 44th pick) and Jared Cunningham from Dallas in exchange for the rights to Shane Larkin (the 18th pick). Also acquired a 2015 second-round pick from the Utah Jazz in exchange for Raul Neto, and a conditional 2017 second-round pick from the Miami Heat in exchange for James Ennis.
 June 15, 2013 Named Darwin Ham assistant coach.
 June 10, 2013 Named Quin Snyder assistant coach.
 May 28, 2013 Named Mike Budenholzer head coach.
 March 26, 2013 Signed Shelvin Mack for the remainder of the season.
 March 16, 2013 Signed Shelvin Mack to a second 10-day contract.
 March 6, 2013 Recalled Mike Scott from Bakersfield of the NBA Development League ... Waived Jeremy Tyler ... Signed Shelvin Mack to a 10-day contract.
 March 1, 2013 Assigned Mike Scott to Bakersfield of the NBA Development League.
 February 21, 2013 Acquired Dahntay Jones from Dallas in exchange for Anthony Morrow ... Acquired Jeremy Tyler and cash considerations from Golden State in exchange for future draft considerations.
 February 2, 2013 Signed Jannero Pargo to a second 10-day contract.
 January 21, 2013 Signed Jannero Pargo to a 10-day contract.
 December 11, 2012 Recalled Mike Scott from Bakersfield of the NBA Development League.

MAJOR TRANSACTIONS: 1968 - 2014, CONT.

December 5, 2012 Recalled John Jenkins from Bakersfield of the NBA Development League.
 November 31, 2012 Assigned John Jenkins and Mike Scott to Bakersfield of the NBA Development League.
 October 27, 2012 Waived James Anderson and Damion James.
 October 17, 2012 Waived Carldele Johnson.
 October 11, 2012 Waived Keith Benson and Isma'il Muhammad.
 October 1, 2012 Signed free agent Isma'il Muhammad.
 September 27, 2012 Signed free agents James Anderson, Keith Benson, Damion James, Carldele Johnson and Anthony Tolliver.
 September 18, 2012 Re-signed restricted free agent Ivan Johnson.
 September 17, 2012 Requested waivers on Jordan Williams.
 September 6, 2012 Signed second-round draft pick Mike Scott.
 August 28, 2012 Named Kenny Atkinson Assistant Coach/Player Development, Bob Weiss Assistant Coach/Consultant, Rick Sund Senior Advisor, Basketball Operations and Jeff Watkinson Strength and Conditioning Coach.
 July 30, 2012 Completed a sign-and-trade transaction that sent Willie Green to the LA Clippers in exchange for the rights to Sofoklis Schortsanitis.
 July 16, 2012 Acquired Kyle Korver from the Chicago Bulls in exchange for cash considerations.
 July 16, 2012 Requested waivers on Jordan Farmer.
 July 12, 2012 Signed free agent Lou Williams.
 July 11, 2012 Acquired Anthony Morrow, Jordan Farmer, DeShawn Stevenson, Johan Petro, Jordan Williams, a first-round pick, a second-round pick and draft considerations from the Brooklyn Nets in exchange for Joe Johnson.
 July 11, 2012 Acquired Devin Harris from the Utah Jazz in exchange for Marvin Williams.
 July 10, 2012 Signed John Jenkins.
 July 3, 2012 Named Wes Wilcox Assistant General Manager.
 June 28, 2012 Selected John Jenkins (23rd overall) and Mike Scott (43rd overall) in 2012 NBA Draft.
 June 25, 2012 Danny Ferry named President of Basketball Operations and General Manager.
 May 18, 2012 Hawks pick up contract option for head coach Larry Drew.
 April 27, 2012 Ivan Johnson named Eastern Conference Rookie of the Month.
 March 26, 2012 Joe Johnson named Eastern Conference Player of the Week.
 March 15, 2012 Hawks trade a 2012 second-round pick to the Golden State Warriors in exchange for cash considerations.
 March 1, 2012 Signed Erick Dampier for the remainder of the season.
 February 19, 2012 Signed Erick Dampier to a second 10-day contract.
 February 9, 2012 Signed Erick Dampier to a 10-day contract.
 January 26, 2012 Requested waivers on Donald Sloan.
 December 23, 2011 Requested waivers on Keith Benson, Magnus Rolle, Pape Sy and Brad Wanamaker.
 December 22, 2011 Signed Willie Green.
 December 20, 2011 Signed Jannero Pargo.
 December 17, 2011 Requested waivers on Charles Garcia and Zach Graham.
 December 12, 2011 Signed Brad Wanamaker.
 December 9, 2011 Signed second-round pick Keith Benson ... Signed free agents Tracy McGrady, Vladimir Radmanovic, Jerry Stackhouse, Charles Garcia, Zach Graham, Ivan Johnson and Donald Sloan ... Re-signed Jason Collins.
 June 23, 2011 Selected Keith Benson with the 48th overall pick (2nd round) of the 2011 NBA Draft.
 April 11, 2011 Signed free agent Magnus Rolle.
 March 2, 2011 Recalled Pape Sy from the Utah Flash of the NBA Development League.
 February 23, 2011 Acquired Kirk Hinrich and Hilton Armstrong from Washington in exchange for Mike Bibby, Maurice Evans, Jordan Crawford and a draft pick.
 January 28, 2011 Signed Damien Wilkins for the remainder of the season.
 January 18, 2011 Signed Damien Wilkins to a second 10-day contract.
 January 8, 2011 Signed Damien Wilkins to a 10-day contract.
 January 5, 2011 Requested waivers on Damien Wilkins.
 December 27, 2010 Assigned Pape Sy to the Utah Flash of the NBA Development League.
 December 3, 2010 Signed Damien Wilkins.
 November 1, 2010 Agreed to a multi-year contract extension with Al Horford.
 October 20, 2010 Released Evan Brock, Richard Delk and Ricardo Marsh.
 September 24, 2010 Signed Evan Brock, Richard Delk and Ricardo Marsh.
 September 15, 2010 Signed Pape Sy.
 September 8, 2010 Named Nick Van Exel as Player Development Instructor.
 September 2, 2010 Signed Etan Thomas.
 July 29, 2010 Re-signed Jason Collins.
 July 28, 2010 Named Kenny Gattison an assistant coach.
 July 26, 2010 Josh Powell signed to a contract.
 July 14, 2010 Acquired second-round pick from Phoenix, in exchange for Josh Childress.
 July 9, 2010 Signed rookie guard Jordan Crawford.
 July 8, 2010 Re-signed unrestricted free agent Joe Johnson.
 July 8, 2010 Named Lester Conner, Bob Bender and Tyrone Hill assistant coaches, and Greg Ballard as scout.



MAJOR TRANSACTIONS: 1968 - 2014, CONT.

June 24, 2010.....Acquired Jordan Crawford, along with rights to Tibor Pleiss, in a draft night trade from New Jersey, in exchange for the rights to Damon James ... Pleiss' rights are traded to the Oklahoma City Thunder in exchange for cash considerations.

June 18, 2010.....Philips Arena President Bob Williams named President of the Hawks.

June 13, 2010.....Larry Drew named head coach.

May 6, 2010.....Joe Johnson named All-NBA third team.

May 5, 2010.....Josh Smith named to NBA's All-Defensive second team.

April 27, 2010.....Jamal Crawford named the winner of the NBA's Sixth Man Award.

February 1, 2010.....Signed Mario West for the remainder of the season.

January 22, 2010.....Signed Mario West to a second 10-day contract.

January 12, 2010.....Signed Mario West to a 10-day contract.

January 5, 2010.....Waived Othello Hunter.

October 21, 2009.....Waived Garret Siler, Courtney Sims and Mario West.

October 20, 2009.....Waived Juan Dixon and Mike Wilks.

October 13, 2009.....Waived Aaron Miles and Frank Robinson.

September 25, 2009.....Signed Juan Dixon, Othello Hunter, Aaron Miles, Frank Robinson, Garret Siler, Courtney Sims, Mario West and Mike Wilks.

September 2, 2009.....Signed Jason Collins.

August 25, 2009.....Signed Joe Smith.

August 7, 2009.....Re-signed Marvin Williams.

July 20, 2009.....Signed Jeff Teague.

July 14, 2009.....Acquired a second-round draft pick, cash and future considerations from Houston in exchange for David Andersen.

July 13, 2009.....Signed Mike Bibby and Zaza Pachulia to new contracts.

June 25, 2009.....Acquired Jamal Crawford from Golden State in exchange for Acie Law IV and Speedy Claxton.

June 25, 2009.....Selected Jeff Teague (19th overall) and Sergiy Gladyr (49th) in the 2009 NBA Draft.

February 23, 2009.....Recalled Thomas Garnder and Othello Hunter from the Aneheim Arsenal of the NBA D-League.

February 20, 2009.....Assigned Thomas Gardner to the Anaheim Arsenal of the NBA D-League.

February 17, 2009.....Assigned Othello Hunter to the Anaheim Arsenal of the NBA D-League.

October 14, 2008.....Requested waivers on Marcus Hubbard and Frank Robinson.

October 4, 2008.....Waived Olumide Oyedeji.

September 29, 2008.....Signed free agent Olumide Oyedeji.

September 26, 2008.....Signed free agents Marcus Hubbard, Frank Robinson and Mario West.

September 25, 2008.....Exercised the contract options for 2009-10 season on Al Horford and Acie Law IV.

September 24, 2008.....Named Mark Price Shooting Consultant and Duane Ferrell as Player Relations and Programs Manager.

August 13, 2008.....Atlanta matches the Memphis Grizzlies offer sheet on Josh Smith, signing him to a new contract.

August 12, 2008.....Hawks sign free agent Ronald "Flip" Murray.

August 11, 2008.....Atlanta signs free agents Thomas Gardner and Othello Hunter.

July 30, 2008.....Hawks sign free agent Randolph Morris.

July 29, 2008.....Atlanta signs free agent Maurice Evans.

July 16, 2008.....Hawks name Jim Todd and Tyrone Hill assistant coaches.

June 24, 2008.....Atlanta signs assistant coaches Larry Drew and Bob Bender to new contracts, and announces the addition of David Pendergraft (Assistant GM/Director of Player Personnel) and Steve Rosenberry (Director of Pro Personnel/College Scouting) to the basketball operations department.

June 13, 2008.....Hawks sign head coach Mike Woodson to a new contract.

May 28, 2008.....Atlanta names Rick Sund as General Manager.

March 9, 2008.....Hawks sign Jeremy Richardson for the remainder of the season.

February 28, 2008.....Atlanta signs Jeremy Richardson to a second 10-day contract.

February 18, 2008.....Hawks sign Jeremy Richardson to a 10-day contract.

February 16, 2008.....Atlanta acquires Mike Bibby from Sacramento in exchange for Anthony Johnson, Tyrone Lue, Shelden Williams, Lorenzen Wright and a 2008 second round draft pick.

October 25, 2007.....Hawks waive Antywane Robinson, Steven Smith and Jamaal Tatum.

October 1, 2007.....Atlanta signs free agents Antywane Robinson, Steven Smith, Jamaal Tatum and Mario West.

August 22, 2007.....Hawks name Alton Lister as an assistant coach.

August 21, 2007.....Atlanta exercised contract options on Marvin Williams and Shelden Williams for 2008-09 season.

July 9, 2007.....Hawks sign first-round picks Al Horford and Acie Law IV.

June 28, 2007.....Atlanta selects Al Horford (third overall) and Acie Law IV (11th overall) in the 2007 NBA Draft.

April 19, 2007.....Shelden Williams named NBA Eastern Conference Rookie of the Month.

February 22, 2007.....Hawks acquire Anthony Johnson from Dallas in exchange for a 2007 2nd-round pick.

February 6, 2007.....Atlanta signs Jeremy Richardson to a second 10-day contract.

January 27, 2007.....Hawks sign Jeremy Richardson to a 10-day contract.

January 16, 2007.....Atlanta signs Dijon Thompson to a second 10-day contract.

January 6, 2007.....Hawks sign Dijon Thompson to a 10-day contract.

January 3, 2007.....Atlanta waives Cedric Bozeman.

MAJOR TRANSACTIONS: 1968 - 2014, CONT.

December 28, 2006.....Hawks sign Slava Medvedenko.

December 23, 2006.....Atlanta waives Matt Freije.

October 26, 2006.....Hawks waive Andre Brown and Andreas Glyniadakis.

October 23, 2006.....Atlanta waives Lionel Chalmers and Kaniel Dickens.

October 3, 2006.....Promoted Gary Fitzsimmons to VP/Asst. GM, Scott Wilkinson to Asst. GM and Mike McNeive to Director of Basketball Ops.

September 29, 2006.....Signed Cedric Bozeman, Andre Brown, Lionel Chalmers, Kaniel Dickens, Matt Freije and Andreas Glyniadakis.

August 30, 2006.....Hawks sign Lorenzen Wright to a contract.

August 28, 2006.....Atlanta exercises the 2007-08 contract options for Josh Smith, Josh Childress and Marvin Williams.

August 22, 2006.....Hawks acquire a 2007 first-round pick from the Indiana Pacers, in exchange for Al Harrington and John Edwards.

July 12, 2006.....Atlanta signs guard Speedy Claxton to a contract.

July 12, 2006.....Atlanta signs second-round draft pick Solomon Jones to a contract.

July 10, 2006.....Hawks sign first-round draft pick Shelden Williams to a contract.

June 30, 2006.....Hawks exercised contract option on Royal Ivey for 2005-06 campaign, and decline Donta Smith's option.

June 29, 2006.....Atlanta selects Shelden Williams (1st round, 5th overall) and Solomon Jones (2nd round, 33rd overall) in the 2006 NBA Draft.

May 4, 2006.....Marvin Williams named to the NBA All-Rookie second team.

April 16, 2006.....Hawks sign Anthony Grundy for the remainder of the season.

April 6, 2006.....Atlanta signs Anthony Grundy to a second 10-day contract.

March 27, 2006.....Hawks sign Anthony Grundy to a 10-day contract.

March 12, 2006.....Atlanta signs James Lang to a second 10-day contract.

March 6, 2006.....Hawks recall Donta Smith from Arkansas of the NBA Development League.

March 2, 2006.....Atlanta signs James Lang to a 10-day contract.

February 24, 2006.....Hawks waive Tony Delk.

January 5, 2006.....Atlanta waives John Thomas.

December 2, 2005.....Hawks assign Donta Smith to the Arkansas RimRockers of the NBA Development League.

November 25, 2005.....Atlanta claims John Thomas off waivers.

October 27, 2005.....Hawks waive Anthony Grundy and Ajani Williams.

October 13, 2005.....Atlanta waives Roderick Riley, Mark Strickland and Anthony Wilkins.

October 4, 2005.....Hawks sign free agents Anthony Grundy, Roderick Riley, Mark Strickland, Anthony Wilkins and Ajani Williams.

September 12, 2005.....Atlanta signs free agent Esteban Batista.

August 30, 2005.....Hawks announce signing of Tyrone Lue, Salim Stoudamire and John Edwards.

August 19, 2005.....Atlanta obtains Joe Johnson from the Phoenix Suns in exchange for Boris Diaw and two conditional first-round picks.

August 11, 2005.....Hawks sign free agent Zaza Pachulia.

August 3, 2005.....Atlanta signs Milwaukee's restricted free agent Zaza Pachulia to an offer sheet.

July 12, 2005.....Hawks sign Marvin Williams to a contract.

July 5, 2005.....Atlanta releases Obinna Ekezie and James Thomas.

July 1, 2005.....Hawks decline to pick up the contract option on Peja Drobniak, making him an unrestricted free agent.

June 28, 2005.....Atlanta selects Marvin Williams (No. 2), Salim Stoudamire (No. 31) and Cenk Akyol (No. 59) in the 2005 NBA Draft.

April 16, 2005.....Hawks place James Thomas (back spasms) on the injured list, and activate Kevin Willis.

April 9, 2005.....Atlanta places Obinna Ekezie (strained left shoulder) on the IL, and signs James Thomas for the remainder of the season.

April 7, 2005.....Hawks place Al Harrington (right knee tendinitis) on the IL, and activate Michael Stewart.

March 14, 2005.....Hawks place Michael Stewart (low back spasms) on the IL, and activate Tony Delk.

March 8, 2005.....Atlanta places Kevin Willis (lower back strain) on the IL, and activates Donta Smith.

March 5, 2005.....Hawks activate Kevin Willis from the IL.

March 1, 2005.....Atlanta waives Gary Payton.

February 24, 2005.....Atlanta acquires a 2005 or future first-round pick, Gary Payton, Tom Gugliotta and Michael Stewart from the Boston Celtics in exchange for Antoine Walker ... Atlanta waives Kenny Anderson and Chris Crawford ... Atlanta places Tony Delk (left hand contusion) and Donta Smith (left knee tendinitis) on the injured list.

February 22, 2005.....Hawks place Kevin Willis (lower back strain) on the IL, and activate Al Harrington.

February 12, 2005.....Hawks place Kenny Anderson (left hamstring strain) on the IL, and activate Josh Smith.

February 7, 2005.....Hawks place Al Harrington (right knee tendinitis) on the IL, and activate Kenny Anderson.

February 2, 2005.....Atlanta places Josh Smith (sprained right ankle) on the IL, and activates Donta Smith.

January 31, 2005.....Hawks sign Obinna Ekezie for the remainder of the season.

January 29, 2005.....Atlanta places Kenny Anderson (left calf strain) on the IL, and activates Royal Ivey.

January 24, 2005.....Hawks place Donta Smith (left knee tendinitis) on the IL, and activate Kevin Willis.

January 20, 2005.....Hawks sign Obinna Ekezie to a second 10-day contract.

January 19, 2005.....Hawks place Royal Ivey (right knee tendinitis) on the IL, and activate Tony Delk.

January 10, 2005.....Atlanta places Kevin Willis (strained lower back) on the IL, and signs Obinna Ekezie to a 10-day contract.



MAJOR TRANSACTIONS: 1968 - 2014, CONT.

- January 6, 2005Atlanta places Tony Delk (left hand contusion/sprain) on the IL, and activates Donta Smith.
- December 23, 2004Atlanta acquires Tyronn Lue from the Houston Rockets in exchange for Jon Barry.
- December 14, 2004Atlanta waives Jelani McCoy, and activates Royal Ivey from the IL.
- November 30, 2004Hawks place Donta Smith (lower back strain) on the IL, and activate Kevin Willis.
- November 26, 2004Hawks place Royal Ivey (sprained right medial collateral ligament) on the IL, and activate Donta Smith.
- November 19, 2004Atlanta places Kevin Willis (strained right shoulder) on the IL, and activates Tony Delk.
- November 8, 2004Hawks waive Anthony Miller and sign Jelani McCoy.
- November 1, 2004Hawks place Chris Crawford (torn ACL, right knee), Tony Delk (sore right knee) and Donta Smith (lower back strain) on the IL.
- October 28, 2004Hawks waive Lonny Baxter and Donnell Harvey.
- October 22, 2004Atlanta signs Donnell Harvey, and waives Reggie Butler, Jeff Myers and Saddi Washington.
- October 6, 2004Atlanta extends the contract of Executive VP and General Manager Billy Knight.
- October 5, 2004Hawks sign Anthony Miller.
- October 4, 2004Atlanta signs Saddi Washington, Reggie Butler, Jeff Myers and Lonny Baxter.
- September 22, 2004Atlanta signs Kevin Willis.
- September 16, 2004Hawks sign Kenny Anderson and Jon Barry.
- August 24, 2004Hawks name Larry Drew, Herb Brown, Bob Bender, Greg Ballard and David Fisdale assistant coaches.
- August 16, 2004Hawks acquire Predrag Drobnjak from Charlotte for a 2005 second-round pick.
- August 4, 2004Atlanta acquires Antoine Walker and Tony Delk from Dallas in exchange for Jason Terry, Alan Henderson and a future first-round pick.
- July 15, 2004Hawks acquire Al Harrington from the Indiana Pacers in exchange for Stephen Jackson (sign-and-trade).
- July 12, 2004Atlanta signs first-round picks Josh Childress and Josh Smith.
- July 8, 2004Hawks name Mike Woodson as head coach.
- June 24, 2004Hawks select Josh Childress (No. 6), Josh Smith (No. 17), Donta Smith (No. 34), Royal Ivey (No. 37) and Viktor Sanikidze (No. 42) in the 2004 NBA Draft ... Hawks trade Sanikidze to the San Antonio Spurs for a 2005 second-round pick, and cash considerations.
- May 7, 2004Hawks dismiss Terry Stotts from head coaching position.
- March 31, 2004The Hawks and Philips Arena operating rights are sold to a group of businessmen led by Bruce Levenson and Michael Gearon. Additionally, Bernie Mullin is named President and Chief Executive Officer, Billy Duffy is named Executive Vice President and Chief Financial Officer and Ailey Penningroth is named Vice President of Strategic Planning/Special Assistant to the President & CEO ... Additionally, Dominique Wilkins is named Vice President/Basketball.
- March 28, 2004Atlanta signs Jason Collier for the remainder of the season.
- March 18, 2004Hawks sign Michael Bradley for the remainder of the season, and sign Jason Collier to a second 10-day contract.
- March 15, 2004Atlanta waives forward Chris Mills, places center Joel Przybilla on the injured list, and signs center Mamadou N'diaye for the rest of the season.
- March 12, 2004Hawks announce that a group of businessmen led by Bruce Levenson and Michael Gearon have received NBA approval for transfer of the Hawks' operations.
- March 9, 2004Atlanta signs forward Josh Davis to a 10-day contract.
- March 8, 2004Hawks sign forward Jason Collier to a 10-day contract.
- March 1, 2004Atlanta places forward Chris Mills on the injured list, and activates guard/forward Travis Hansen.
- February 28, 2004Hawks sign center Mamadou N'diaye to a second 10-day contract.
- February 27, 2004Atlanta signs forward/center Hiram Fuller to a 10-day contract.
- February 25, 2004Hawks request waivers on guard Dion Glover.
- February 19, 2004Atlanta obtains a first-round pick (owed to Detroit from Milwaukee), guard Bob Sura and center Zeljko Rebraca from the Detroit Pistons, as well as veteran forward Chris Mills from the Boston Celtics, with forward Rasheed Wallace going to the Pistons in exchange. As part of the three-team deal, Chucky Atkins, Lindsey Hunter, a first-round draft pick and cash compensation go from Detroit to Boston in exchange for Mike James.
- February 19, 2004Hawks request waivers on Terrell Brandon, and place Travis Hansen and Alan Henderson on the injured list.
- February 18, 2004Hawks request waivers on Michael Doleac, and sign center Mamadou N'diaye to a 10-day contract.
- February 15, 2004Atlanta acquires Michael Doleac (from the Knicks) and Joel Przybilla (from the Bucks), along with a 2005 second-round draft choice (from the Knicks), in exchange for Nazr Mohammed (to the Knicks) ... In addition, Keith Van Horn goes from New York to Milwaukee, while Tim Thomas goes from the Bucks to the Knicks.
- February 9, 2004Hawks obtain Rasheed Wallace and Wesley Person from Portland in exchange for Shareef Abdur-Rahim, Theo Ratliff and Dan Dickau.
- December 29, 2003Atlanta requests waivers on forward Lee Nailon, and activates forward Alan Henderson from the injured list.
- November 17, 2003Hawks, Braves and Thrashers president Stan Kasten announces his resignation.
- November 8, 2003Hawks place Alan Henderson on the injured list, and activate Dan Dickau.
- October 27, 2003Hawks place guards Terrell Brandon and Dan Dickau and forward/center Obinna Ekezie on the injured list.
- October 27, 2003Atlanta requests waivers on Randy Holcomb.
- October 23, 2003Hawks requests waivers on Jerry Holman and "Smush" Parker.
- October 17, 2003Hawks request waivers on guard Tierre Brown.
- October 3, 2003Atlanta signs free agent forward Stephen Jackson.

MAJOR TRANSACTIONS: 1968 - 2014, CONT.

- September 29, 2003Hawks head coach Terry Stotts names Larry Smith, Jim Boylan, Armond Hill and Mike McNeive as his assistant coaches.
- September 26, 2003Hawks sign guard Dion Glover to a contract.
- September 25, 2003Atlanta announces the re-signing of guard Jason Terry to a contract.
- September 16, 2003Hawks announce that Turner Broadcasting System, Inc. (TBS, Inc.) and a group of businessmen led by Bruce Levenson and Michael Gearon have signed a binding agreement for transfer of ownership of the Hawks.
- September 11, 2003Hawks receive notification that guard Jason Terry has signed an offer sheet with the Utah Jazz.
- September 4, 2003Atlanta signs free agent guard Jacque Vaughn.
- August 11, 2003Hawks name Billy Knight as General Manager and Terry Stotts as Head Coach.
- August 6, 2003Hawks assistant coach Alex English accepts an assistant coaching position with the Philadelphia 76ers.
- July 23, 2003Atlanta acquires the contract and services of guard Terrell Brandon from the Timberwolves, and Randy Holcomb from the Philadelphia 76ers, along with a 2007 first-round pick, in exchange for sending forward Glenn Robinson and a 2006 second-round pick to the Sixers, as part of a four-team deal which includes New York and Minnesota.
- July 10, 2003Hawks sign draft picks Boris Diaw and Travis Hansen to contracts.
- June 26, 2003Atlanta selects guard/forward Boris Diaw in the first round (21st overall) and guard Travis Hansen in the second round (37th overall) of the 2003 NBA Draft.
- June 26, 2003Hawks extend qualifying offer to restricted free agent Jason Terry.
- May 29, 2003Hawks assistant coach Steve Henson accepts a position as assistant coach at University of South Florida.
- May 1, 2003Turner Broadcasting enters letter of intent with David McDavid, providing an exclusive negotiating period for the possible purchase of the Atlanta Hawks, Atlanta Thrashers and the operating rights to Philips Arena.
- April 14, 2003Hawks sign Mikki Moore for the remainder of the season.
- April 3, 2003Atlanta signs Mikki Moore to a second 10-day contract.
- April 2, 2003Hawks relieve VP/GM Pete Babcock of his duties.
- March 24, 2003Atlanta signs Mikki Moore to a 10-day contract.
- March 4, 2003Hawks sign Brandon Williams to a second 10-day contract.
- February 21, 2003Jermaine Jackson signed for the remainder of the season, and Brandon Williams signed to a 10-day contract.
- February 10, 2003Atlanta signs Jermaine Jackson to a second 10-day contract.
- February 2, 2003Hawks sign Corey Benjamin to his second 10-day contract.
- January 30, 2003Atlanta signs Jermaine Jackson to a 10-day contract.
- January 24, 2003Hawks place Ira Newble on the injured list and activate Chris Crawford.
- January 22, 2003Atlanta signs Corey Benjamin to a 10-day contract.
- January 20, 2003Mike Wilks is signed to a second 10-day contract.
- January 9, 2003Hawks place Chris Crawford on the injured list, and sign Mike Wilks and Paul Shirley to 10-day contracts.
- January 7, 2003Atlanta requests waivers on guard Mike Wilks.
- January 3, 2003Hawks waive Matt Maloney and activate Dan Dickau from the injured list.
- December 26, 2002Atlanta relieves head coach Lon Kruger and assistant coach Gar Heard of their duties. Terry Stotts is named head coach, while Alex English is promoted from Director of Player Development to assistant coach, and Steve Henson remains as assistant coach.
- December 24, 2002Hawks sign guard Mike Wilks.
- December 23, 2002Guard Emanuel Davis is placed on the injured list.
- December 10, 2002Atlanta waives center Amal McCaskill and activated center Nazr Mohammed.
- November 21, 2002Hawks place Dan Dickau on the injured list and signed Matt Maloney.
- November 9, 2002Atlanta releases Antonio Harvey and activated Chris Crawford from the injured list.
- October 31, 2002Nazr Mohammed placed on the injured list, and signed Amal McCaskill.
- October 28, 2002Hawks place Chris Crawford and DerMarr Johnson on the injured list.
- October 24, 2002Atlanta releases Maurice Carter, Rod Grizzard and Paul Shirley from the training camp roster.
- October 18, 2002Hawks release Fred House and George Williams from the training camp roster.
- October 11, 2002Atlanta releases Mario Bennett from the training camp roster.
- September 11, 2002Hawks re-sign forward Ira Newble.
- September 5, 2002Atlanta names Harold Ellis as an advance scout.
- August 20, 2002Hawks name Terry Stotts and Steve Henson as assistant coaches, Alex English as Director of Player Development, and Dominique Wilkins as Player Development Assistant.
- August 2, 2002Atlanta acquires forward Glenn Robinson from the Milwaukee Bucks in exchange for Toni Kukoc, Leon Smith and a first round draft pick in 2003.
- July 11, 2002Hawks sign rookie point guard Dan Dickau.
- June 26, 2002Atlanta acquires the draft rights to Dan Dickau from the Sacramento Kings in exchange for a future first-round draft pick ... Atlanta selects David Andersen in the second round (37th overall) ... The Hawks trade Ethimios Rentizas to Philadelphia for two future second-round picks.
- May 17, 2002Hawks announce the promotion of Chris Grant to Director of Scouting.
- May 15, 2002Billy Knight named to newly created position of Director of Basketball Operations.
- March 6, 2002Atlanta granted an injury exception for Dion Glover, and sign Leon Smith for the remainder of the season.
- February 17, 2002Hawks place Theo Ratliff (right hip sprain) on the injured list and activate Toni Kukoc from the injured list.
- February 15, 2002Atlanta activates Alan Henderson from the injured list.



MAJOR TRANSACTIONS: 1968 - 2014, CONT.

February 11, 2002.....Ira Newble signed for the remainder of the season.
 February 1, 2002.....Hawks sign Ira Newble to a second 10-day contract.
 January 29, 2002.....Atlanta signs Mark Strickland for the remainder of the season.
 January 24, 2002.....Leon Smith signed to a second 10-day contract.
 January 22, 2002.....The NBA suspends Shareef Abdur-Rahim and Jason Terry for three games and one game respectively for their roles in an altercation during the fourth quarter of the Jan. 21 game against Houston ... Hawks place Emanuel Davis on the injured list and sign Ira Newble to a 10-day contract.
 January 19, 2002.....Atlanta signs Mark Strickland to a second 10-day contract.
 January 14, 2002.....Hawks sign Leon Smith to a 10-day contract.
 January 10, 2002.....Atlanta activates Theo Ratliff from the injured list and places Toni Kukoc (fractured right wrist) on the injured list.
 January 9, 2002.....Chris Crawford (torn ACL, left knee) is placed on the injured list and Mark Strickland is signed to a 10-day contract.
 January 7, 2002.....Hawks request waivers on Mark Strickland and Reggie Slater ... Chris Crawford is activated from the injured list.
 December 13, 2001.....Atlanta signs Reggie Slater.
 November 18, 2001.....Dickey Simpkins is waived.
 November 14, 2001.....Hawks sign Dickey Simpkins.
 November 13, 2001.....Atlanta signs forward Mark Strickland ... Hawks activate Shareef Abdur-Rahim from the injured list, and in a separate transaction, places forward Chris Crawford (torn ACL, left knee) on the injured list.
 November 10, 2001.....Toni Kukoc is activated from the injured list and Shareef Abdur-Rahim (left knee contusion) is placed on the injured list.
 November 6, 2001.....Hawks place Toni Kukoc (strained left quadricep muscle) is placed on the injured list.
 November 5, 2001.....Atlanta places Theo Ratliff (right hip flexor and slight groin pull) on the injured list.
 October 29, 2001.....Alan Henderson (inflammation, right knee) is placed on the injured list.
 October 26, 2001.....Hawks exercise their option on fourth-year contracts of Jason Terry and Dion Glover.
 October 24, 2001.....Atlanta requests waivers on Ira Newble, Ivano Newbill and Scoonie Penn.
 October 9, 2001.....Hawks release Juan "Pepe" Sanchez.
 October 2, 2001.....Free agents Ivano Newbill, Ira Newble, Scoonie Penn and Juan "Pepe" Sanchez signed.
 July 30, 2001.....Atlanta signs free agent guard Jacque Vaughn.
 July 27, 2001.....Free agent guard Emanuel Davis signs with Atlanta.
 July 19, 2001.....Hawks agree to terms with free agent center Nazr Mohammed.
 June 27, 2001.....Atlanta drafts Maryland's Terence Morris with the 34th overall pick in the 2001 NBA Draft, and trades his rights to the Houston Rockets for a future first round pick.
 June 27, 2001.....Hawks draft Iowa State's Jamaal Tinsley with the 27th overall pick in the 2001 NBA Draft, and trade his rights to the Indiana Pacers for a future first round pick.
 June 27, 2001.....Hawks reach an agreement in principle to acquire Shareef Abdur-Rahim and the 27th overall pick in the 2001 NBA Draft from the Vancouver Grizzlies in exchange for Brevin Knight, Lorenzen Wright and Pau Gasol, the third overall pick in the 2001 NBA Draft.
 March 19, 2001.....Atlanta activates Lorenzen Wright from the injured list.
 March 12, 2001.....Pepe Sanchez is waived and Matt Maloney is activated from the injured list.
 March 10, 2001.....Hawks place Lorenzen Wright (sprained right thumb) on the injured list.
 February 23, 2001.....Theo Ratliff (stress fracture, right wrist) is placed on injured list and Hanno Mottola is activated.
 February 22, 2001.....Atlanta releases Ira Bowman and Larry Robinson from 10-day contracts, and acquires Theo Ratliff, Toni Kukoc, Nazr Mohammed and Pepe Sanchez from the Philadelphia 76ers in exchange for Dikembe Mutombo and Roshown McLeod.
 February 16, 2001.....Roshown McLeod is placed on the injured list and Ira Bowman is signed to a 10-day contract.
 February 14, 2001.....Hawks place Matt Maloney (strained right hand) on the injured list.
 February 13, 2001.....Atlanta places Hanno Mottola (sprained left elbow) on the injured list.
 February 5, 2001.....Tony Smith is not offered a second 10-day contract and Matt Maloney is activated.
 February 2, 2001.....Brevin Knight is activated from the injured list.
 January 26, 2001.....Hawks place Brevin Knight (strained right groin) on the injured list.
 January 25, 2001.....Sean Colson is waived and Tony Smith is signed to a 10-day contract.
 January 18, 2001.....Hawks sign Sean Colson to a 10-day contract.
 January 17, 2001.....Atlanta places Matt Maloney (strained right hand) on the injured list.
 January 13, 2001.....The No. 21 jersey of Hawks and NBA legend Dominique Wilkins is retired at Philips Arena.
 January 13, 2001.....Atlanta waives Andy Panko, and activates Chris Crawford from the injured list.
 January 6, 2001.....Alan Henderson is activated from the injured list.
 January 5, 2001.....Andy Panko is signed to a 10-day contract.
 January 2, 2001.....Hawks acquire Brevin Knight from the Cleveland Cavaliers in exchange for Jim Jackson, Anthony Johnson and Larry Robinson.
 December 26, 2000.....Atlanta activates Jim Jackson from the injured list.
 December 19, 2000.....Alan Henderson (sprained left shoulder) is placed on the injured list.
 December 15, 2000.....Atlanta places Jim Jackson (sprained right knee) on the injured list and activates Roshown McLeod.
 December 12, 2000.....Hawks place Chris Crawford (sprained left ankle and sore right big toe) on the injured list.

MAJOR TRANSACTIONS: 1968 - 2014, CONT.

November 28, 2000.....Dion Glover activated from injured list.
 November 24, 2000.....Jim Jackson (sprained medial collateral ligament, right knee) is placed on the injured list.
 November 14, 2000.....Atlanta places Roshown McLeod on the injured list and Cal Bowdler is activated.
 November 8, 2000.....Hawks waive Anthony "Pig" Miller, and activate Dikembe Mutombo from the injured list.
 October 30, 2000.....Cal Bowdler (sprained medial collateral ligament, right knee), Dion Glover (stress fracture, left foot) and Dikembe Mutombo (mild case of malaria) are placed on the injured list, and Roshown McLeod's contract is extended to a fourth year (for the 2001-02 season).
 October 28, 2000.....Dan Cross, Stephen Howard and Rick Hughes are waived.
 October 26, 2000.....Free agent Chris Carrawell signs, and is waived.
 October 25, 2000.....Atlanta signs free agent Stephen Howard.
 October 22, 2000.....Hawks sign free agents Dan Cross and Rick Hughes.
 October 2, 2000.....Atlanta signs free agents Pete Chilcutt, Anthony "Pig" Miller, Matt Maloney, Michael Hawkins, Larry Robinson and Jason Sasser to contracts.
 August 24, 2000.....Hawks name Wally Blase as Athletic Trainer and Tom Smith as assistant trainer/equipment manager.
 August 18, 2000.....Atlanta signs free agent guard Anthony Johnson to a contract, marking his second tour of duty with the Hawks.
 July 26, 2000.....Hawks sign second round pick Hanno Mottola to a contract.
 July 14, 2000.....Atlanta signs first round pick DerMarr Johnson to a contract.
 July 10, 2000.....Hawks name Gar Heard as an assistant coach, joining the staff of Lon Kruger.
 June 28, 2000.....Atlanta selects DerMarr Johnson (sixth overall), Hanno Mottola (40th overall) and Scoonie Penn (56th overall) in NBA Draft 2000.
 June 8, 2000.....Hawks name Rick Mahorn and Eric Musselman as assistant coaches to Lon Kruger's staff.
 May 25, 2000.....Atlanta names former Illinois head coach Lon Kruger as the eighth full-time head coach in Atlanta Hawks history.
 April 24, 2000.....Head coach Lenny Wilkens elects to resign his position.
 March 27, 2000.....Hawks sign Drew Barry for the remainder of the season.
 March 17, 2000.....Atlanta places Isaiah Rider on waivers.
 February 25, 2000.....Hawks activate Dion Glover from the injured list.
 February 24, 2000.....Atlanta trades Anthony Johnson to the Orlando Magic in exchange for a future second-round pick.
 February 13, 2000.....Hawks center Dikembe Mutombo plays in the All-Star game for the sixth time in his career.
 January 28, 2000.....Hawks place Dion Glover on the injured list and activate Roshown McLeod.
 December 30, 1999.....Isaiah Rider suspended by the Hawks for one game.
 December 22, 1999.....Atlanta requests waivers on Brandon Williams and activates LaPhonso Ellis from the injured list.
 December 15, 1999.....Hawks sign Brandon Williams to a contract.
 December 8, 1999.....Atlanta places Roshown McLeod (strained hamstring) on the injured list.
 November 15, 1999.....Hawks suspend Isaiah Rider (violation of team rules) for one game.
 November 4, 1999.....Atlanta plays their first game ever at Philips Arena, a 119-109 loss to the Milwaukee Bucks.
 November 1, 1999.....LaPhonso Ellis is placed on the injured list (strained calf).
 October 18, 1999.....Atlanta requests waivers on Raja Bell, Terik Brown, Tom Wideman and Kevin Jobity.
 August 17, 1999.....Hawks request waivers on Tyrone Corbin and Duane Ferrell.
 August 8, 1999.....Atlanta acquires Lorenzen Wright from the Los Angeles Clippers in exchange for two first round draft picks.
 August 2, 1999.....Hawks acquire guards Isaiah "J.R." Rider and Jim Jackson from the Portland Trail Blazers in exchange for guards Steve Smith and Ed Gray.
 July 15, 1999.....Hawks sign first round pick Dion Glover to a multi-year contract.
 July 14, 1999.....Atlanta signs first round picks Jason Terry and Cal Bowdler to multi-year contracts.
 June 30, 1999.....The Hawks select Arizona's Jason Terry with the 10th overall pick in the 1999 NBA Draft. Cal Bowdler (17th overall), Dion Glover (20th overall), Jumaine Jones (27th overall) and Roberto Bergerson (52nd overall) round out the team's draft picks. Jones (to Philadelphia for a future first round draft pick) and Bergerson (to Portland for cash considerations) are traded on draft night.
 June 29, 1999.....The Hawks trade guard Mookie Blaylock, along with the 21st pick in the 1999 NBA Draft, to the Golden State Warriors in exchange for guard Vernell "Bimbo" Coles, forward Duane Ferrell and the 10th overall selection.
 May 9, 1999.....Dikembe Mutombo is awarded the NBA's IBM Award, given to the player who makes the biggest contribution to his team.
 April 16, 1999.....Atlanta activates Steve Smith from the injured list.
 April 8, 1999.....Hawks sign Jeff Sheppard for the remainder of the season.
 April 5, 1999.....Atlanta announces the hiring of former Hawks player Jim Washington as Director of Community Affairs.
 April 2, 1999.....Atlanta places Steve Smith on the injured list.
 March 29, 1999.....Jeff Sheppard is signed to a second 10-day contract.
 March 19, 1999.....Hawks sign Jeff Sheppard to a 10-day contract.
 March 14, 1999.....LaPhonso Ellis is placed on the injured list.
 March 4, 1999.....Hawks release Jeff Sheppard and activate Steve Smith from the injured list.
 February 22, 1999.....Atlanta places Steve Smith on the injured list and re-signs Jeff Sheppard.
 February 19, 1999.....Hawks release Scot Pollard and Shammond Williams.
 February 13, 1999.....Scot Pollard is activated from the injured list.
 February 12, 1999.....Atlanta releases Jeff Sheppard.



MAJOR TRANSACTIONS: 1968 - 2014, CONT.

- February 4, 1999.....Hawks place Scot Pollard on the injured list.
- February 2, 1999.....Atlanta releases Kebu Stewart.
- February 1, 1999.....Hawks sign Grant Long to a contract and request waivers on Bakari Hendrix.
- January 30, 1999.....Atlanta faces the Charlotte Hornets in a free pre-season game at Georgia Tech.
- January 30, 1999.....Atlanta signs free-agent forward LaPhonso Ellis to a multi-year contract.
- January 25, 1999.....Hawks release Mitch Henderson, Brian Oliver and Jason Lawson.
- January 21, 1999.....The Hawks sign free agent guard Anthony Johnson and free agent center Mark West, while reaching agreements with draft picks Roshown McLeod and Shammond Williams.
- January 7, 1999.....NBA owners ratify collective bargaining agreement, assuring a 1998-99 season.
- October 2, 1998.....Lenny Wilkens is enshrined into the Naismith Memorial Basketball Hall of Fame as a coach, joining John Wooden as the only people to be inducted twice (once as player, once as coach).
- June 24, 1998.....The Hawks select Roshown McLeod (20th pick overall) and Cory Carr (49th overall) in the 1998 NBA Draft. Atlanta then trades the draft rights to Carr, along with two future second round draft picks, to Chicago for the rights to Shammond Williams (34th selection overall).
- June 23, 1998.....The Basketball Hall of Fame announces that Lenny Wilkens will be re-enshrined to the Hall, this time as a coach, joining John Wooden as the only men to be inducted twice.
- May 20, 1998.....Dikembe Mutombo is named to the All-NBA third team.
- May 6, 1998.....Dikembe Mutombo named to the league's All-Defensive first team, while Mookie Blaylock is selected to the second team.
- May 5, 1998.....Dikembe Mutombo is named the NBA's Defensive Player of the Year for the second straight year, and third time in four seasons.
- April 30, 1998.....Alan Henderson is honored as the NBA's Most Improved Player for the 1997-98 season.
- April 28, 1998.....Steve Smith wins the NBA's 1997-98 J. Walter Kennedy Citizenship Award.
- March 10, 1998.....Eldridge Recasner is activated from the injured list.
- March 9, 1998.....Hawks opt not to re-sign Brian Oliver.
- February 27, 1998.....Brian Oliver is re-signed to a second 10-day contract.
- February 17, 1998.....Hawks sign Brian Oliver to a 10-day contract.
- February 16, 1998.....Lloyd Daniels is released.
- February 13, 1998.....Hawks sign Lloyd Daniels to a 10-day contract.
- February 11, 1998.....Drew Barry is signed for the remainder of the season.
- January 30, 1998.....Hawks sign Drew Barry to a second 10-day contract.
- January 27, 1998.....Dikembe Mutombo is selected (by fan vote) as the starting center for the Eastern Conference All-Star team, while Steve Smith is added as a reserve by the Eastern Conference coaches.
- January 26, 1998.....Ed Gray is removed from the suspended list, but remains on the injured list.
- January 20, 1998.....Hawks activate Mookie Blaylock from the injured list, opt not to sign Randy Livingston to a second 10-day contract and sign Drew Barry to a 10-day contract.
- January 19, 1998.....Ed Gray is placed on the suspended list (violation of team policies).
- January 12, 1998.....Steve Smith is named NBA Player of the Week.
- January 10, 1998.....Hawks sign Randy Livingston to a 10-day contract.
- January 9, 1998.....Mookie Blaylock and Ed Gray are placed on the injured list.
- December 19, 1997.....Hawks request waivers on Randy Livingston and activate "Pig" Miller from the injured list.
- December 9, 1997.....Anthony "Pig" Miller is placed on the injured list and Randy Livingston is signed.
- November 20, 1997.....Hawks request waivers on Randy Livingston and activate Eldridge Recasner.
- November 10, 1997.....Dikembe Mutombo is named the NBA Player of the Week.
- November 7, 1997.....Hawks requested waivers on Donald Whiteside and signed Randy Livingston.
- October 30, 1997.....Eldridge Recasner is placed on the injured list and request waivers on Ken Norman.
- October 28, 1997.....Hawks release Matt Steigenga.
- October 19, 1997.....Drew Barry and Walter Bond are released.
- October 9, 1997.....Turner Sports and Entertainment Development, Inc. unveils design of the new downtown facility to serve as home of the Hawks and the NHL expansion Thrashers, scheduled to open in September, 1999.
- October 8, 1997.....Hawks release David Crouse, Chris King and Jared Prickett.
- September 29, 1997.....Hawks trade Priest Lauderdale to the Denver Nuggets in exchange for Efthimos Rentzias and a second-round selection in 2000.
- September 12, 1997.....Hawks re-sign free agent Eldridge Recasner to a contract.
- August 29, 1997.....Hawks Athletic Trainer Joe O'Toole announces his retirement, effective October 1. Strength and Conditioning Coach Chris Tucker is named as his replacement.
- August 29, 1997.....Mookie Blaylock signs a four-year contract extension, effective after the 1997-98 season.
- August 27, 1997.....Head Coach Lenny Wilkens is signed to a four-year contract extension, taking him through 2001-02 season.
- July 8, 1997.....Announced the hiring of Phil Hubbard as an assistant coach, replacing Bill Hanzlik, who was named head coach of the Denver Nuggets.
- June 25, 1997.....Atlanta selects Ed Gray (1st Round, 22nd overall), along with Alain Digbeu (2nd Round, 50th overall) and Chris Crawford (2nd Round, 51st overall) in the 1997 NBA Draft.

MAJOR TRANSACTIONS: 1968 - 2014, CONT.

- April 29, 1997.....Dikembe Mutombo (1st team) and Mookie Blaylock (2nd team) are named to the NBA's All-Defensive Team.
- April 24, 1997.....Dikembe Mutombo is named the NBA's Defensive Player of the Year for the second time.
- March 25, 1997.....Hawks sign Darrin Hancock for the remainder of the season.
- March 15, 1997.....Darrin Hancock is signed to a second 10-day contract.
- March 5, 1997.....Signed Darrin Hancock to a 10-day contract.
- March 4, 1997.....Atlanta released Donnie Boyce.
- February 24, 1997.....Hawks placed Ken Norman on the injured list and activated Tyrone Corbin.
- February 15, 1997.....Placed Tyrone Corbin on the injured list and activated Alan Henderson.
- February 5, 1997.....Christian Laetner and Dikembe Mutombo are named as reserves to the 1997 Eastern Conference All-Star Team. Mutombo started the game, replacing injured starter Patrick Ewing.
- January 7, 1997.....Requested waivers on Darrin Hancock and Willie Burton and activated Tyrone Corbin.
- January 2, 1997.....Atlanta signs Darrin Hancock to a contract.
- December 31, 1996.....Hawks placed Willie Burton on the injured list.
- December 20, 1996.....Atlanta signs Henry James to a contract.
- December 19, 1996.....Placed Tyrone Corbin on the injured list.
- December 2, 1996.....Activated Priest Lauderdale from the injured list.
- November 26, 1996.....Hawks release Derrick Alston.
- November 18, 1996.....Released Anthony "Pig" Miller and activated Ken Norman from the injured list.
- November 14, 1996.....Atlanta signs Anthony "Pig" Miller to a contract.
- November 13, 1996.....Hawks place Priest Lauderdale on the injured list and sign Derrick Alston to a contract.
- November 12, 1996.....Atlanta places Alan Henderson on the injured list.
- November 4, 1996.....Placed Ken Norman on the injured list and signed Willie Burton to a contract.
- October 29, 1996.....Zarko Paspalj is released.
- October 28, 1996.....Atlanta requests waivers on Willie Burton, Melvin Booker and Horacio Llamas.
- October 2, 1996.....Sign Zarko Paspalj, Melvin Booker, Pat Durham and Ivano Newbill to contracts.
- September 27, 1996.....Sign free agent Eldridge Recasner to a contract.
- September 12, 1996.....Atlanta signs free agents Tyrone Corbin and Willie Burton to contracts.
- September 9, 1996.....Hawks sign first round pick Priest Lauderdale to a three-year contract.
- September 5, 1996.....Atlanta announces that the club has hired Stan Albeck as an assistant coach/scout, replacing Jack Nolan, who took a position as an assistant coach with the Dallas Mavericks.
- August 13, 1996.....Hawks sign Jon Barry to a one-year contract.
- August 9, 1996.....Atlanta signs Horacio Llamas to a contract.
- August 5, 1996.....Hawks re-sign Donnie Boyce to a one-year contract.
- July 23, 1996.....Atlanta re-signs Steve Smith to a seven-year contract.
- June 25, 1996.....Atlanta waives Donnie Boyce and Blair Rasmussen, while renouncing veteran free agents Craig Ehlo, Matt Bullard and Reggie Jordan.
- July 15, 1996.....Atlanta reaches agreement on a multi-year contract with center Dikembe Mutombo and trades Stacey Augmon and Grant Long to the Detroit Pistons in exchange for two first round and two second round draft picks.
- June 28, 1996.....Hawks elect not to exercise the option on Craig Ehlo's contract, making him a free agent.
- June 26, 1996.....Hawks draft center Priest Lauderdale with the 28th overall pick in the 1996 NBA Draft.
- June 25, 1996.....Atlanta trades the 45th and 47th overall picks in the 1996 NBA Draft to the Seattle Sonics in exchange for the 28th overall selection (second to last pick of the first round).
- June 12, 1996.....The New York Knicks notify the Hawks that they will exercise their option and take Atlanta's first-round pick (19th overall) in the 1996 NBA Draft.
- March 26, 1996.....Hawks sign Reggie Jordan for the remainder of the season.
- March 16, 1996.....Atlanta signs Reggie Jordan to a second 10-day contract.
- March 9, 1996.....Hawks release Todd Mundt and activate Donnie Boyce from the injured list.
- March 6, 1996.....Atlanta signs Reggie Jordan to a 10-day contract.
- March 1, 1996.....Hawks release Howard Nathan.
- February 22, 1996.....Atlanta obtains Christian Laetner and Sean Rooks from the Minnesota Timberwolves in exchange for Andrew Lang and Spud Webb and signs Howard Nathan to a 10-day contract.
- February 5, 1996.....Hawks release Ronnie Grandison.
- January 26, 1996.....Atlanta signs Ronnie Grandison to a second 10-day contract.
- January 16, 1996.....Hawks sign Ronnie Grandison to a 10-day contract.
- January 5, 1996.....Atlanta releases Tim Kempton.
- December 14, 1995.....Hawks release Howard Nathan and sign Tim Kempton.
- October 30, 1995.....Atlanta releases Troy Brown, Cuonzo Martin and Gaylon Nickerson.
- October 15, 1995.....Hawks release Alex Blackwell.
- October 5, 1995.....Atlanta signs Stacey Augmon to a five-year contract and second round pick Troy Brown. The Hawks also sign free agents Howard Nathan, Todd Mundt, Matt Bullard and Alex Blackwell prior to the start of training camp.
- October 1, 1995.....Hawks sign second round pick Donnie Boyce to a two-year contract.
- September 25, 1995.....Atlanta signs first round pick Alan Henderson to a three-year contract and second-round pick Cuonzo Martin to a one-year deal.



MAJOR TRANSACTIONS: 1968 - 2014, CONT.

- July 1, 1995Greg Anderson, Jon Koncak, Jim Les and Ennis Whatley become unrestricted free agents, and Stacey Augmon becomes a restricted free agent.
- June 29, 1995Atlanta acquires Anthony "Spud" Webb from the Sacramento Kings in exchange for Tyrone Corbin.
- June 28, 1995The Hawks select Alan Henderson (16th overall), Donnie Boyce (42nd overall), Troy Brown (45th overall) and Cuonzo Martin (57th overall) in the 1995 NBA Draft.
- June 27, 1995Atlanta names Jerry Powell as an assistant coach.
- June 23, 1995Hawks unveil new logo and uniforms for the 1995-96 season.
- June 19, 1995Hawks assistant coach Brian Winters is named first coach of the expansion Vancouver Grizzlies.
- June 14, 1995Atlanta informs the Miami Heat of the Hawks' intention of keeping their number one draft selection (16th overall) for the 1995 NBA Draft and as a result, Miami receives Atlanta's number one selection in the 1996 draft.
- April 24, 1995Lenny Wilkens is named head coach of the 1996 US Olympic Team.
- March 23, 1995Activated Craig Ehlo off the injured list and released Morlon Wiley.
- March 21, 1995Sign Ennis Whatley for the remainder of the season.
- March 14, 1995Sign Morlon Wiley to a second 10-day contract.
- March 11, 1995Sign Ennis Whatley to a second 10-day contract.
- March 4, 1995Placed Jim Les on the injured list and signed Morlon Wiley to a 10-day contract.
- March 1, 1995Sign Ennis Whatley to a 10-day contract.
- February 24, 1995Place Craig Ehlo on the injured list.
- January 6, 1995Lenny Wilkens becomes the winningest coach in NBA history with a 112-90 victory over Washington. He earns victory #939, surpassing Red Auerbach.
- December 15, 1994Sign Greg Anderson and release Sergei Bazarevich.
- November 29, 1994Activate Craig Ehlo from the injured list and release Fred Vinson.
- November 7, 1994Acquire Steve Smith, Grant Long and a future second round draft pick from the Miami Heat in exchange for Kevin Willis and a future first round selection.
- November 3, 1994Place Craig Ehlo on the injured list.
- September 16, 1994Atlanta acquires Tyrone Corbin along with a 1995 second-round draft pick from the Utah Jazz in exchange for Adam Keefe.
- September 14, 1994Hawks re-sign free agent Craig Ehlo to a two-year contract with an option year.
- August 11, 1994Hawks sign free agent guard Jim Les to a two-year contract.
- June 29, 1994The Hawks select guard Gaylon Nickerson from NW Oklahoma State with the 34th pick in the second round in the 1994 NBA Draft, the club's only selection. Atlanta's first round pick goes to the Los Angeles Clippers as a result of the Dominique Wilkins/Danny Manning trade.
- June 22, 1994Atlanta acquires Ken Norman from Milwaukee in exchange for the rights to Roy Hinson.
- May 27, 1994Lenny Wilkens named IBM NBA Coach of the Year to go along with that same honor from The Sporting News, Basketball Weekly and Basketball Digest.
- May 13, 1994Hawks president Stan Kasten announces the club's intentions of building a new arena for the Hawks, perhaps to be ready for the 1999 season, with hopes of drawing an NHL franchise to the building as well.
- May 11, 1994Mookie Blaylock selected to the NBA's All-Defensive First Team.
- April 23, 1994Atlanta clinches its first Central Division title since 1986-87 and home court advantage throughout the Eastern Conference playoffs with a 93-89 win over Orlando in the Hawks' last game of the regular season.
- February 24, 1994Hawks acquire Danny Manning from the Los Angeles Clippers in exchange for Dominique Wilkins and a conditional 1994 or 1995 first round draft pick.
- February 15, 1994Dominique Wilkins becomes the NBA's ninth all-time leading scorer with 23,178 points.
- February 10, 1994Dominique Wilkins becomes the NBA's 10th all-time leading scorer with 23,150 points.
- February 2, 1994Lenny Wilkens becomes the second coach in NBA history to win 900 games, joining Arnold "Red" Auerbach.
- February 2, 1994Dominique Wilkins and Mookie Blaylock named to the Eastern Conference All-Star team for the February 13th game in Minneapolis, Minnesota.
- January 28, 1994Lenny Wilkens along with assistant coaches Dick Helm and Brian Winters named coaches of the Eastern Conference All-Star squad.
- December 16, 1993Doug Edwards is activated off the injured list.
- December 13, 1993Hawks release John Bagley.
- November 26, 1993Atlanta signs John Bagley.
- November 23, 1993Hawks release Ricky Grace.
- November 6, 1993Atlanta releases Todd Mundt and signs Ricky Grace.
- November 2, 1993Atlanta waives Steve Henson, Rich Manning and Greg Foster.
- October 14, 1993Hawks release Byron Dinkins and Corey Allen.
- September 7, 1993Hawks sign free agent center Andrew Lang to a six-year deal.
- July 2, 1993Hawks sign free agent Craig Ehlo to a three-year deal.
- July 1, 1993Contract offers are tendered to Steve Henson and Greg Foster, and the option year is picked up on the contract of Duane Ferrell.
- June 29, 1993Hawks select Doug Edwards of Florida State with the 15th pick in the first round of the 1993 NBA Draft. With the second pick (40th overall), the club picked Washington's Richard Manning.
- June 9, 1993Guard Mookie Blaylock is signed to a new five-year contract, negating the option year on his previous contract with the New Jersey Nets.

MAJOR TRANSACTIONS: 1968 - 2014, CONT.

- June 1, 1993Former Cleveland coach Lenny Wilkens becomes the seventh full-time head coach of the Atlanta Hawks. He later names Dick Helm and Brian Winters as his assistants.
- May 10, 1993Bob Weiss' contract as Hawks head coach is not renewed.
- April 1, 1993Randy Breuer signed for the remainder of the season.
- March 22, 1993Randy Breuer signed to his second 10-day contract.
- March 10, 1993Blair Rasmussen placed on the injured list (back) and Randy Breuer is signed to a 10-day contract.
- February 2, 1993Dominique Wilkins becomes the franchise's all-time leading scorer, breaking Bob Pettit's record of 20,880 points. Wilkins ends the 1992-93 season with 22,096 points.
- January 25, 1993Blair Rasmussen is activated and Alex Stivrins is released.
- January 20, 1993Alex Stivrins signed to his second 10-day contract.
- January 12, 1993Dominique Wilkins is activated and Blair Rasmussen is placed on the injured list (back).
- January 10, 1993Alex Stivrins signed to a 10-day contract.
- January 6, 1993Blair Rasmussen is activated, and the club releases Andre Spencer and Alex Stivrins.
- January 1, 1993Hawks sign Alex Stivrins and release Morlon Wiley.
- December 24, 1992Blair Rasmussen is placed on the injured list (back) and the club signs Andre Spencer.
- December 22, 1992Dominique Wilkins is placed on the injured list (fractured finger) and the club signs Steve Henson.
- December 15, 1992Jeff Sanders is released and Atlanta signs Greg Foster.
- November 6, 1992Dominique Wilkins scores his 20,000th point with a one-handed baseline jumper in the opener against New York.
- November 5, 1992Ronnie Coleman is released from training camp.
- November 3, 1992Hawks obtain Mookie Blaylock and Roy Hinson from New Jersey for Rumeal Robinson. In addition, the team waives Rodney Monroe, Elmer Bennett and Dan Cyrulik.
- October 15, 1992LaKeith Humphrey and Mark Strickland are released from training camp.
- August 28, 1992Gary Wortman named Assistant Coach and Director of Scouting.
- August 14, 1992Hawks sign Paul Graham to a two-year contract with an option. The club confirms Alexander Volkov has signed a contract with Panasonic Reggio Calabria in Italy.
- August 13, 1992Former Director of Scouting Ed Badger joins Indiana as an assistant coach.
- July 11, 1992Hawks sign Adam Keefe to a five-year contract, replacing the salary of guard Maurice Cheeks.
- June 24, 1992Hawks select Stanford's Adam Keefe with the 10th pick in the first round of the 1992 NBA Draft. Notre Dame's Elmer Bennett is Atlanta's choice in the second round.
- March 23, 1992Rookie forward Stacey Augmon scores the NBA's 6,000,000th point in the second quarter on a layup against Golden State.
- March 17, 1992Signed Jeff Sanders to a contract for remainder of the season.
- March 7, 1992Signed Jeff Sanders to second 10-day contract.
- February 26, 1992Placed Dominique Wilkins on the injured list and signed Jeff Sanders to a 10-day contract.
- February 9, 1992Kevin Willis registers eight points and four rebounds in 14 minutes in his first All-Star Game appearance.
- January 30, 1992Dominique Wilkins undergoes successful surgery on his right Achilles tendon at the Hughston Sports Medicine Hospital in Columbus, GA.
- January 29, 1992Hawks forward Kevin Willis is named to replace injured teammate Dominique Wilkins on the Eastern Conference All-Star squad.
- January 28, 1992Hawks forward Dominique Wilkins is named as a reserve to the Eastern Conference All-Star team. In the second quarter (5:32 left) of that night's game against Philadelphia, Wilkins suffers a ruptured Achilles tendon. The injury forces him to miss the remainder of the 1991-92 season.
- January 2, 1992Released Gary Leonard and signed Morlon Wiley.
- November 25, 1991Kevin Willis named Edge/NBA Player of the Week.
- November 12, 1991Travis Mays is lost for season after ankle surgery to repair two torn tendons.
- November 8, 1991Placed Travis Mays on injured list and signed Paul Graham.
- October 31, 1991Released Paul Graham from training camp.
- October 30, 1991Released guards Clifford Lett and Darren Henrie and center Dave Popson from training camp.
- October 2, 1991Hawks obtain Maurice Cheeks from New York for Tim McCormick.
- August 13, 1991Hawks name Bob Weinhauer assistant coach, replacing Kevin Loughery who joined the Miami Heat as their head coach on June 27, 1991.
- July 1, 1991Hawks obtain Blair Rasmussen from Denver for the draft rights to Anthony Avent (15th overall pick), and Travis Mays from Sacramento for Anthony "Spud" Webb.
- June 26, 1991Hawks trade Glenn "Doc" Rivers to L.A. Clippers for rights to the ninth pick in the 1991 NBA Draft.
- April 1, 1991Hawks waive Trevor Wilson.
- March 13, 1991Hawks place Trevor Wilson on injured list and activate Gary Leonard.
- March 3, 1991Dominique Wilkins named Edge/NBA Player of the Month for February.
- March 1, 1991Hawks sign free agent Gary Leonard and place him on the suspended list.
- January 8, 1991Dominique Wilkins named Edge/NBA Player of the Week.
- January 2, 1991Bob Weiss named Digital/NBA Coach of the Month for December.
- November 13, 1990Hawks activate Jon Koncak from injured list and waive Howard Wright.
- November 2, 1990Hawks place Jon Koncak on injured list and re-sign Duane Ferrell.
- November 1, 1990Hawks place Alexander Volkov on injured list after undergoing surgery on his fractured wrists.



MAJOR TRANSACTIONS: 1968 - 2013, CONT.

October 31, 1990.....Hawks waive Duane Ferrell and Darren Henrie from training camp roster.
 October 19, 1990.....Hawks waive Stephen Bardo and Scott Haffner from training camp roster.
 October 2, 1990.....Hawks waive Henry Turner and Lanard Copeland from training camp roster.
 September 27, 1990.....Hawks trade Kenny Smith and Roy Marble to Houston for Tim McCormick and John Lucas.
 June 19, 1990.....Bob Weiss names Kevin Loughery and Johnny Davis as his new assistant coaches.
 May 22, 1990.....Bob Weiss replaces Michael Fratello as the sixth Atlanta head coach.
 April 23, 1990.....Michael Fratello resigns as Hawks head coach.
 March 15, 1990.....Glenn Rivers returns from injured list, Mike Williams is released and Duane Ferrell is signed for remainder of the season.
 March 6, 1990.....Jon Koncak returns from injured list and Duane Ferrell is signed to a second 10-day contract.
 February 22, 1990.....Roy Marble placed on NBA's suspended list and Duane Ferrell is signed to a 10-day contract.
 February 15, 1990.....Hawks release Haywoode Workman.
 February 14, 1990.....Atlanta names Pete Babcock general manager replacing Stan Kasten who retains title of team president.
 February 13, 1990.....Hawks obtain Kenny Smith and Mike Williams from Sacramento in exchange for Antoine Carr, Sedric Toney and Hawks second round pick in 1991.
 February 6, 1990.....John Battle returns from injured list and Haywoode Workman is signed to a second 10-day contract.
 February 1, 1990.....Hawks place Jon Koncak on injured list.
 January 26, 1990.....Hawks sign John Long for remainder of the season, place Glenn Rivers on injured list (herniated disk in his lower back) and sign Haywoode Workman to a 10-day contract.
 January 19, 1990.....Cliff Levingston returns from injured list.
 January 15, 1990.....Hawks sign John Long to a second 10-day contract.
 January 6, 1990.....Hawks place John Battle on injured list after undergoing arthroscopic knee (left) surgery and sign Wes Matthews to a 10-day contract.
 January 5, 1990.....Hawks place Cliff Levingston on injured list after suffering injury to his right knee and sign John Long to a 10-day contract.
 November 2, 1989.....Hawks release Haywoode Workman, Duane Ferrell and Mitch McMullen from training camp roster.
 March 7, 1989.....Dudley Bradley returns to active roster and Hawks do not re-sign Pace Mannion.
 February 24, 1989.....Hawks sign Pace Mannion to a second 10-day contract.
 February 14, 1989.....Hawks place Dudley Bradley on injured list due to reactive inflammatory arthritis in his right knee, and as a result, sign Pace Mannion to a 10-day contract.
 November 4, 1988.....Hawks place Kevin Willis on injured list with a Jones fracture of the fifth metatarsal of his left foot.
 October 7, 1988.....Hawks sign free agents Dudley Bradley, Ray Tolbert and Duane Ferrell to contracts.
 August 16, 1988.....Hawks sign unrestricted free agent Moses Malone to a three-year contract.
 June 27, 1988.....Hawks acquire veteran guard Reggie Theus and 1988 third round pick from Sacramento in exchange for Randy Wittman and 1988 first round pick.
 June 13, 1988.....Assistant Coach Don Chaney resigns to become head coach of Houston Rockets.
 March 25, 1988.....Leon Wood signs for remainder of season.
 March 15, 1988.....Hawks sign free agent guard Leon Wood to second 10-day contract. Jon Koncak placed on injured list with torn right knee ligaments suffered 2/12/88 at Detroit. John Battle activated from injured list.
 March 4, 1988.....Hawks sign veteran free agent guard Leon Wood to 10-day contract.
 February 22, 1988.....Hawks sign Ennis Whatley to second 10-day contract.
 February 11, 1988.....Hawks sign veteran free agent guard Ennis Whatley to 10-day contract.
 December 15, 1987.....Chris Washburn obtained from Warriors in exchange for rights to Ken Barlow, Hawks top pick in 1986 draft.
 December 14, 1987.....Mike McGee traded to Kings in exchange for second round draft picks in 1991 and 1995.
 November 3, 1987.....Hawks trade 1987 top pick Dallas Comegys to Nets in exchange for second round pick in 1990.
 June 10, 1987.....Don Chaney appointed assistant coach.
 June 4, 1987.....Stan Kasten named NBA Executive of the Year by The Sporting News.
 May 30, 1987.....Willis Reed resigns and accepts assistant coaching position with Sacramento Kings under Bill Russell.
 March 13, 1987.....Anthony "Spud" Webb is activated from list after missing 44 games and Scott Hastings is placed on injured list due to nagging knee problems.
 March 2, 1987.....Scott Hastings is activated from list and Gus Williams is placed on injured list due to a strained back.
 February 23, 1987.....Jerome Henderson's 10-day contract expires and he is not re-signed.
 February 14, 1987.....Hawks sign center Jerome Henderson of the Pensacola Tomatoes of the CBA to a 10-day contract. Tree Rollins is placed on the injured list.
 February 11, 1987.....Tree Rollins breaks big toe on right foot in game with Clippers.
 January 6, 1987.....Hawks sign veteran free agent guard Gus Williams for the remainder of the season.
 January 4, 1987.....Mike Wilson is not signed to a second 10-day contract when first expires.
 December 27, 1986.....Anthony "Spud" Webb is placed on injured list and Hawks sign guard Mike Wilson to a 10-day contract.
 December 23, 1986.....Anthony "Spud" Webb undergoes knee surgery at the Hughston Sports Medicine Clinic in Columbus, GA for torn cartilage in right knee.
 December 15, 1986.....Dominique Wilkins named Edge/NBA Player of the Week.
 December 5, 1986.....Anthony "Spud" Webb injures right knee at Indiana.

MAJOR TRANSACTIONS: 1968 - 2013, CONT.

November 25, 1986.....Hawks waive Cedric Henderson and activate Antoine Carr.
 November 6, 1986.....Hawks' President and General Manager Stan Kasten is named President of the Atlanta Braves Baseball Club.
 November 1, 1986.....Hawks open season with forward Antoine Carr on injured list due to burns suffered on right leg in accident during the pre-season.
 October 3, 1986.....Lorenzo Charles elects to play season in Italy.
 September 23, 1986.....Dominique Wilkins signs new five-year contract with Hawks.
 September 10, 1986.....Hawks name Brian Hill an assistant coach.
 August 20, 1986.....Assistant coach Ron Rothstein resigns to accept top assistant position with the Detroit Pistons.
 August 7, 1986.....Hawks sign head coach Mike Fratello to a four-year contract.
 June 4, 1986.....Stan Kasten named Executive of the Year by The Sporting News. Mike Fratello named Coach of the Year by The Sporting News.
 May 2, 1986.....Mike Fratello named Haggard/NBA Coach of the Year.
 February 21, 1986.....Hawks activate Lorenzo Charles from injured list and place Antoine Carr on injured list.
 February 9, 1986.....Hawks acquire Johnny Davis from Cavs in exchange for Eddie Johnson.
 January 29, 1986.....Mike Glenn joins the Milwaukee Bucks after Atlanta allows offer sheet to lapse.
 January 28, 1986.....Dominique Wilkins named to NBA All-Star squad.
 January 14, 1986.....Hawks activate Antoine Carr and place Lorenzo Charles on injured list.
 January 11, 1986.....Free agent Mike Glenn signed to an offer sheet by the Milwaukee Bucks.
 December 4, 1985.....Hawks waive Ray Williams and activate Glenn Rivers from injured list.
 November 4, 1985.....Hawks waive Sedric Toney and activate Eddie Johnson.
 October 28, 1985.....Hawks sign free agent Eddie Johnson.
 October 25, 1985.....Hawks sign free agent Ray Williams.
 May 7, 1985.....Willis Reed appointed assistant coach.
 February 22, 1985.....Hawks activate Glenn Rivers.
 February 15, 1985.....Hawks do not re-sign Stewart Granger or Charlie Criss and activate Mike Glenn.
 February 5, 1985.....Hawks place guard Glenn Rivers on the injured reserve list and sign Charlie Criss to a 10-day contract. Hawks also sign Stewart Granger to his second 10-day contract.
 January 26, 1985.....Hawks sign Stewart Granger to a 10-day contract and elect not to sign Sidney Lowe for the remainder of the season.
 January 16, 1985.....Hawks place guard Mike Glenn on the injured list and sign Sidney Lowe to his second 10-day contract.
 January 2, 1985.....Hawks activate forward Antoine Carr.
 December 20, 1984.....Hawks sign Sidney Lowe to a 10-day contract.
 December 18, 1984.....Hawks activate guard Randy Wittman and release guards Walker Russell and Sidney Lowe.
 November 26, 1984.....Hawks place forward Antoine Carr on the injured list for a broken left thumb and sign guard Sidney Lowe.
 November 7, 1984.....Hawks activate Scott Hastings and release Leo Rautins.
 October 31, 1984.....Hawks sign guard Walker Russell and release guard Jerry Eaves.
 October 26, 1984.....Hawks sign guard Mike Glenn and to make room for him on the roster waive guard Walker Russell. Hawks start the season with Randy Wittman and Scott Hastings on the injured reserve list due to knee surgery.
 October 16, 1984.....Hawks sign free agent guard Jerry Eaves.
 October 15, 1984.....Hawks sign free agent guard Leo Rautins.
 September 5, 1984.....Hawks sign Antoine Carr to a multi-year contract.
 August 8, 1984.....Hawks acquire Stewart Granger and John Garris from Cleveland in exchange for Johnny Davis.
 July 24, 1984.....Hawks sign top 1984 draft choice Kevin Willis.
 July 19, 1984.....Hawks announce plans to play 12 games in 84-85 in New Orleans.
 July 11, 1984.....Hawks sign free agent guard Walker Russell.
 June 18, 1984.....Hawks acquire Cliff Levingston, the rights to Antoine Carr and second round draft picks in 1986 and 1987 from Detroit in exchange for Dan Roundfield.
 February 4, 1984.....Hawks sign free agent Charlie Criss.
 December 20, 1983.....Hawks sign free agent Mark Landsberger.
 July 10, 1983.....Hawks name Ron Rothstein an assistant coach.
 July 6, 1983.....Hawks acquire rights to Randy Wittman from Bullets in exchange for Tom McMillen.
 July 5, 1983.....Hawks appoint Bob Reinhart an assistant coach.
 June 29, 1983.....Hawks acquire Sly Williams and cash from Knicks in exchange for cash and a second round draft pick in 1984.
 June 9, 1983.....Michael Fratello named head coach.
 March 18, 1983.....Hawks sign free agent Randy Smith.
 February 15, 1983.....Hawks obtain forward Rickey Brown from Golden State in exchange for cash and a second round draft pick in 1984.
 February 13, 1983.....Hawks trade Steve Hawes to Seattle for Ray Tolbert. Hawks then send Tolbert to Detroit in exchange for two second round draft picks.
 February 12, 1983.....Hawks obtain Scott Hastings and cash from Knicks in exchange for Rory Sparrow.
 December 21, 1982.....Hawks obtain Johnny Davis from the Pacers in exchange for cash and a second-round pick in 1983.
 October 21, 1982.....Hawks sign 1982 top pick Keith Edmonson.
 September 27, 1982.....Hawks obtain George Johnson from San Antonio in exchange for Jim Johnstone and Hawks' second round picks



MAJOR TRANSACTIONS: 1968 - 2014, CONT.

in 1983 and 1985.
September 3, 1982.....Hawks acquire Dominique Wilkins from the Jazz in exchange for John Drew, Freeman Williams and cash.
June 30, 1982.....Hawks acquire draft rights to Jim Johnstone, chosen in the third round by Kansas City, in exchange for Seattle's second pick in the 1984 NBA draft, obtained in the Armond Hill trade of December 2, 1980.
January 20, 1982.....Hawks obtain Freeman Williams from San Diego in exchange for Charlie Criss and Al Wood.
November 18, 1981.....Hawks waive Craig Shelton.
October 26, 1981.....Hawks acquire Mike Glenn from New York in exchange for their second round pick in the 1982 NBA draft.
August 11, 1981.....Hawks obtain Rory Sparrow from New Jersey in exchange for their fourth round choice in the 1982 NBA draft.
June 10, 1981.....Fred Carter named assistant coach.
June 8, 1981.....Hawks trade their first round pick in 1981 and Utah's second in 1982 to Chicago for the Bulls' first pick in 1981, a second round choice in 1981, and the option to have Chicago draft in either the Hawks' or the Bulls' first round position in 1982. Hawks select Al Wood with the first round pick, fourth overall, and Clyde Bradshaw with the second, 38th overall.
June 4, 1981.....Hawks re-sign free agent Steve Hawes to a multi-year contract.
May 21, 1981.....Hawks name Kevin Loughery head coach.
May 1, 1981.....Hawks extend the contract of All-Star forward Dan Roundfield.
January 17, 1981.....Hawks obtain Wes Matthews from Washington in exchange for Don Collins.
December 2, 1980.....Hawks trade Armond Hill to Seattle for future draft choices and cash.
July 8, 1980.....Hawks sign free agent center Tom Burleson. Kansas City is awarded cash and a second round pick in 1981 as compensation.
May 28, 1980.....Dallas selects Jack Givens in the expansion draft.
January 24, 1980.....Hawks obtain James McElroy from Detroit in exchange for Ron Lee and future draft choices.
November 23, 1979.....Hawks trade Terry Furlow to Utah for future draft choices and considerations.
November 23, 1979.....Sam Pellom signed as a free agent.
October 10, 1979.....Hawks acquire Ron Lee from Utah in exchange for future draft choices.
June 25, 1979.....Brendan Suhr named assistant coach.
January 31, 1979.....Hawks acquire Terry Furlow from Cleveland in exchange for Butch Lee and future considerations.
October 4, 1979.....Hawks waive Ollie Johnson.
June 9, 1978.....Hawks sign free agent forward Dan Roundfield.
June 2, 1978.....Hawks sign John Drew to a new six-year agreement.
December 8, 1977.....Hawks waive Ken Charles.
November 14, 1977.....Hawks obtain Tom McMillen from New York in exchange for future draft pick.
September 30, 1977.....Hawks acquire Ollie Johnson from Los Angeles in exchange for Lou Hudson.
August 5, 1977.....Hawks obtain Ron Behagen from New Orleans as compensation for the signing of free agent Truck Robinson.
June 25, 1977.....Charlie Criss signs as a free agent.
January 20, 1977.....Hawks obtain Truck Robinson from Washington with future draft picks in exchange for Tom Henderson and future draft choices.
January 3, 1977.....Ted Turner purchases the team.
August 5, 1976.....Hawks acquire Steve Hawes and Geoff Petrie from Portland in exchange for future draft choices.
July 17, 1976.....Hubie Brown named head coach.
June 16, 1976.....Hawks obtain Ken Charles, Dick Gibbs and cash from Buffalo in exchange for Tom Van Arsdale.
June 6, 1976.....Hawks acquire Joe C. Meriweather and Houston's first pick in 1976 draft in exchange for Dwight Jones and Hawks' top pick in 1976 draft.
August 8, 1975.....Hawks obtain Connie Hawkins from Los Angeles in exchange for future draft choices.
November 8, 1974.....Hawks acquire Tom Van Arsdale from Philadelphia in exchange for Clyde Lee and number three pick in 1975 draft.
October 4, 1974.....Hawks acquire Clyde Lee from San Francisco as compensation for the NBA rights to Zelfo Beatty.
May 3, 1974.....Pete Maravich traded to New Orleans in exchange for Dean Meminger, Bob Kauffman and future draft choices.
October 15, 1972.....Hawks play first regular season game at The Omni.
November 19, 1971.....Hawks obtain Jim Washington from Philadelphia in exchange for Bill Bridges.
November 9, 1971.....Hawks acquire Don Adams and Larry Sigfried from Houston in exchange for Jim Davis and John Valley.
July 26, 1971.....Hawks receive Herm Gilliam and Don May from Buffalo in return for Walt Hazzard and Jerry Chambers.
February 1, 1970.....Hawks obtain Walt Bellamy from Detroit in exchange for players to be named later.
May 8, 1969.....Hawks trade Paul Silas to Phoenix in exchange for Gary Gregor.
October 19, 1968.....Atlanta beats Milwaukee for the franchise's first win, 125-107.
October 15, 1968.....Hawks drop regular season opener 125-110 to Cincinnati at Georgia Tech's Alexander Memorial Coliseum.
May 3, 1968.....It is announced that the St. Louis Hawks would move South to the city of Atlanta for the 1968-69 season, under the guidance of new owners Tom Cousins and former Georgia Governor Carl Sanders.

OFFENSIVE TEAM STATS: 1968 - 2014 (three-point shot totals on p. xxx) 180)

Table with columns: Season, GP, FG, Pct, FGM-FGA, FT, Pct, FT-M, FTA, Off, Reb, Def, Total, Avg, Asst, PF, DQ, Stls, Blks, Pts, Avg, High Game. Includes a section for RECORDS PRIOR TO 1970-71 ARE UNAVAILABLE.



DEFENSIVE TEAM STATS: 1968 - 2014 (three-point shot totals on p. xxx)

Table with columns: Season, GP, FG Pct., FT Pct., Off Reb, Def Reb, Total Reb, Asst, PF, DQ, Stls, Blks, Pts, Avg, High Game. Lists defensive statistics for each season from 1968-69 to 2012-13.

ATTENDANCE TOTALS: 1977-2014

Table with columns: Season, GP, Home Total, Avg, GP, Road Total, Avg, GP, Overall Total, Avg. Shows attendance figures for home, road, and overall games from 1977-78 to 2012-13.

LARGEST HOME CROWDS

- 62,046 - Chicago, March 27, 1998
45,790 - Chicago, November 7, 1997
31,820 - Boston, January 23, 1998
(NBA Record)

LARGEST PHILIPS ARENA CROWDS

- 20,425 - Boston, May 2, 2008
20,190 - LA Lakers, March 31, 2010
20,150 - Cleveland, December 29, 2009

LARGEST ROAD CROWDS

- 47,692 - at Detroit, March 30, 1988
44,970 - at Detroit, February 21, 1987
35,884 - at Detroit, February 12, 1988

MISCELLANEOUS RECORDS

Table with columns: Season, Home W-L, Pct., Road W-L, Pct., Neutral W-L, Pct., Overall W-L, Pct. Lists various records such as longest winning/losing streaks, longest home/road winning streaks, etc.



ATTENDANCE TOTALS: 1977 - 2014

HOME ATTENDANCE TOTALS

Season	G	REGULAR SEASON			G	PLAYOFFS		
		Attendance	Avg	SO		Attendance	Avg	SO
1968-69	40 (a)	178,979	4,474					
1969-70	38 (a)	197,990	5,210					
1970-71	41 (a)	245,910	5,998					
1971-72	41 (a)	230,784	5,629					
1972-73	41 (b)	304,802	7,434	0	3	39,444	13,148	1
1973-74	41 (b)	312,128	7,613	0				
1974-75	41 (b)	205,341	5,008	0				
1975-76	41 (b)	227,815	5,556	0				
1976-77	41 (b)	214,775	5,238	2				
1977-78	41 (b)	304,050	7,416	3	1	15,601	15,601	1
	36(b)	279,709	7,770	2				
	04(c)	22,127	5,532	1				
	01(d)	2,219	2,219					
1978-79	41 (b)	329,064	8,026	2	4	63,192	15,798	4
1979-80	41 (b)	449,843	10,972	6	2	31,234	15,617	2
1980-81	41 (b)	362,702	8,846	0				
1981-82	41 (b)	308,899	7,534	1	1	8,703	8,703	0
1982-83	41 (b)	292,690	7,138	1	1	10,405	10,405	0
1983-84	41 (b)	292,059	7,139	1	2	11,830	5,915	0
1984-85	41 (b)	299,794	7,312	3				
	29(b)	252,814	8,718	2				
	12(e)	46,980	3,915	1				
1985-86	41 (b)	377,678	9,212	3	4	50,216	12,544	2
1986-87	41 (b)	549,652	13,406	10	5	80,449	16,090	4
1987-88	41 (b)	583,073	14,221	15	6	84,837	14,140	3
1988-89	41 (b)	644,291	15,714	24	3	46,503	15,501	0
1989-90	41 (b)	573,731	13,993	9				
1990-91	41 (b)	529,171	12,907	5	2	23,425	11,713	0
1991-92	41 (b)	511,903	12,485	7				
1992-93	41 (b)	491,229	11,981	6	1	15,141	15,141	0
1993-94	41 (b)	546,749	13,335	11	6	86,276	14,379	1
1994-95	41 (b)	504,807	12,312	4	1	12,106	12,106	0
1995-96	41 (b)	496,679	12,114	5	4	54,891	13,723	0
1996-97	41 (b)	585,802	14,288	17	5	81,307	16,261	4
1997-98	41 TOT	715,452	17,450	12	2	41,819	20,910	1
	28 (f)	601,579	21,485	10				
	13 (a)	113,873	8,759	2				
1998-99	25 TOT	331,831	13,273	3	5	86,792	17,358	2
	13 (f)	239,827	18,448	2	4	78,332	19,583	2
	12 (a)	92,004	7,667	0	1	8,460	8,460	0
1999-00	41 (g)	601,238	14,664	4				
2000-01	41 (g)	560,324	13,666	2				
2001-02	41 (g)	506,110	12,344	4				
2002-03	41 (g)	528,655	12,894	4				
2003-04	41 (g)	565,728	13,798	7				
2004-05	41 (g)	586,390	14,302	5				
2005-06	41 (g)	617,942	15,072	4				
2006-07	41 (g)	639,375	15,595	8				
2007-08	41 (g)	667,518	16,281	8	3	60,166	20,055	3
2008-09	41 (g)	686,688	16,748	12	6	115,296	19,216	6
2009-10	41 (g)	687,375	16,546	11	6	113,670	18,945	6
2010-11	41 (g)	641,596	15,649	7	6	116,799	19,467	6
2011-12	33 (g)	501,593	15,200	3	3	57,919	19,306	3
2012-13	41 (g)	620,146	15,126	5	3	54,717	18,239	3
2013-14	40 (g)	569,238	14,231	4	3	56,211	18,737	3
	1 (h)	18,689	18,689	1				
TOTALS	1,858	20,701,604	11,142	259	93	1,418,949	15,258	57

- (a) — played in Atlanta, Alexander Memorial Coliseum
 (b) — played in Atlanta, The Omni
 (c) — played in Charlotte, NC
 (d) — played in Louisville, KY
 (e) — played in New Orleans, LA
 (f) — played in Atlanta, The Georgia Dome
 (g) — played in Atlanta, Philips Arena
 (h) — played in The O2 Arena, London, England

MISCELLANEOUS RECORDS

RECORD BY MONTHS

Season	October	November	December	January	February	March	April
1968-69	3-4	9-8	10-3	11-7	9-7	6-5	—
1969-70	4-3	12-5	10-6	6-11	8-7	—	—
1970-71	1-5	5-11	7-11	6-10	8-7	9-2	—
1971-72	3-6	2-11	8-8	3-9	7-5	9-5	—
1972-73	4-6	6-7	12-4	7-9	8-4	9-6	—
1973-74	6-4	6-7	7-7	4-13	5-9	7-7	—
1974-75	3-4	6-8	6-9	6-11	3-9	7-8	0-2
1975-76	1-1	9-6	7-6	6-12	3-10	2-12	1-6
1976-77	2-4	5-9	5-12	6-7	7-5	5-10	1-4
1977-78	3-1	8-6	6-11	6-9	6-6	8-7	4-1
1978-79	4-4	8-5	7-9	9-7	6-4	8-7	—
1979-80	6-5	9-6	10-4	7-8	8-3	10-4	—
1980-81	5-5	3-11	10-5	1-13	5-7	7-10	—
1981-82	0-1	8-4	4-11	7-6	7-5	12-5	6-5
1982-83	0-2	7-5	7-8	7-8	7-6	10-7	5-4
1983-84	1-1	7-7	8-7	8-6	7-8	4-12	5-1
1984-85	1-2	6-8	6-9	6-7	5-8	5-11	5-3
1985-86	1-2	7-9	7-4	11-4	8-6	12-5	4-2
1986-87	0-0	12-3	8-4	8-8	7-6	13-2	7-1
1987-88	0-0	7-5	13-2	9-7	6-6	8-6	7-6
1988-89	0-0	8-6	11-3	7-7	9-4	6-8	10-2
1989-90	0-0	7-6	9-5	5-9	6-9	7-8	7-4
1990-91	0-0	4-10	11-3	9-7	8-5	6-9	5-7
1991-92	0-0	8-8	5-7	10-6	6-10	6-10	2-7
1992-93	0-0	6-6	6-9	9-6	5-8	12-3	5-7
1993-94	0-0	10-4	9-3	11-4	8-5	12-4	7-5
1994-95	0-0	4-9	8-8	7-7	8-4	8-8	7-4
1995-96	0-0	9-5	4-10	11-4	7-5	9-7	6-5
1996-97	0-0	9-7	7-4	14-2	7-4	8-5	6-4
1997-98	1-0	13-2	5-8	9-8	5-6	9-5	8-3
1998-99	—	—	(2-1 in May '99)	—	8-5	11-7	10-6
1999-00	0-0	6-9	5-9	6-6	6-6	4-13	2-9
2000-01	0-1	3-12	7-7	6-8	2-12	5-11	2-6
2001-02	0-0	6-10	5-8	5-12	6-6	9-7	4-5
2002-03	0-0	1-1	7-8	6-11	4-9	6-8	6-2
2003-04	0-2	6-10	3-12	6-9	4-7	5-11	4-3
2004-05	0-0	2-12	3-11	4-11	1-11	1-15	2-9
2005-06	0-0	2-12	5-9	5-10	6-6	4-12	4-7
2006-07	0-0	6-7	3-13	6-7	3-9	5-10	3-6
2007-08	0-0	6-7	9-4	4-11	6-8	9-3	3-5
2008-09	1-0	9-6	11-4	6-10	6-5	10-7	4-3
2009-10	2-0	10-5	9-6	9-6	7-5	9-5	5-3
2010-11	3-0	8-7	10-7	9-4	6-6	7-8	1-6
2011-12	0-0	0-0	3-1	13-5	4-9	11-8	6-3
2012-13	0-0	9-5	10-5	7-9	7-4	8-10	9-5
2013-14	0-1	9-8	9-5	6-7	2-10	6-10	6-3

RECORD BY DIVISION

Season	East	West	Atlantic	Central	Midwest	Pacific	Record
1968-69	22-20	26-14	—	—	—	—	48-34
1969-70	24-18	24-16	—	—	—	—	48-34
1970-71	—	—	36-71	9-9	3-17	12-12	36-46
1971-72	—	—	12-10	9-9	8-12	9-15	36-46
1972-73	—	—	15-9	10-12	7-9	14-6	46-36
1973-74	—	—	7-17	13-9	3-13	12-8	35-47
1974-75	—	—	3-13	11-19	6-10	11-9	31-47
1975-76	—	—	9-11	7-9	7-9	6-14	29-53
1976-77	—	—	9-11	7-16	9-11	6-13	31-51
1977-78	—	—	12-8	8-12	11-12	10-9	41-41
1978-79	—	—	10-10	14-6	12-7	10-13	46-36
1979-80	—	—	17-13	21-9	5-5	7-5	50-32
1980-81	—	—	9-19	9-21	8-4	5-7	31-51
1981-82	—	—	14-15	15-14	8-4	5-7	42-40
1982-83	—	—	12-17	21-8	6-6	4-8	43-39
1983-84	—	—	16-12	16-14	4-8	4-8	40-42
1984-85	—	—	10-18	15-15	2-10	7-5	34-48
1985-86	—	—	14-14	21-9	6-6	9-3	50-32
1986-87	—	—	20-7	18-13	11-10	8-4	57-25
1987-88	—	—	19-10	16-13	8-4	7-5	50-32
1988-89	—	—	18-9	19-0	5-7	10-5	52-30
1989-90	—	—	12-12	15-15	8-6	6-8	41-41
1990-91	—	—	15-9	11-9	9-5	8-6	43-39
1991-92	—	—	16-12	7-21	9-3	6-8	38-44
1992-93	—	—	14-14	12-16	10-2	7-7	43-39
1993-94	—	—	21-7	21-7	8-4	7-7	57-25
1994-95	—	—	19-9	9-9	7-5	7-7	42-40
1995-96	—	—	17-9	15-13	7-7	7-7	46-36
1996-97	—	—	19-9	15-11	11-3	11-3	56-26
1997-98	—	—	15-11	19-9			



MISCELLANEOUS RECORDS

HAWKS WINNING STREAKS

Year	WINNING STREAKS			LOSING STREAKS		
	Home	Away	Overall	Home	Away	Overall
1968-69	6	7	12	2	6	4
1969-70	6	4	9	2	5	5
1970-71	5	4	6	4	10	6
1971-72	6	2	6	4	5	6
1972-73	7	3	6	2	4	3
1973-74	4	3	3	3	8	4
1974-75	4	3	2	2	10	4
1975-76	4	3	4	5	22	16
1976-77	4	3	3	4	7	8
1977-78	5	4	7	2	7	5
1978-79	16	3	9	2	6	4
1979-80	7	5	7	2	4	5
1980-81	6	4	6	7	12	10
1981-82	8	4	5	5	7	8
1982-83	8	3	6	3	5	4
1983-84	11	2	4	6	10	7
1984-85	4	2	3	6	5	6
1985-86	13	4	7	1	7	3
1986-87	9	5	11	1	6	4
1987-88	15	3	7	4	4	4
1988-89	8	2	9	2	4	3
1989-90	8	2	7	4	7	6
1990-91	22	6	7	6	8	9
1991-92	7	2	6	4	4	7
1992-93	10	2	6	7	4	4
1993-94	9	7	14	2	4	4
1994-95	5	3	4	2	4	4
1995-96	8	4	10	5	4	5
1996-97	20	3	10	1	4	3
1997-98	7	4	11	3	5	7
1998-99	4	4	7	4	3	4
1999-00	5	2	5	3	14	9
2000-01	3	3	4	7	14	10
2001-02	6	2	3	4	7	6
2002-03	5	1	4	4	13	6
2003-04	2	2	3	3	9	7
2004-05	2	1	1	11	23	14
2005-06	4	2	3	3	11	9
2006-07	5	5	4	6	13	8
2007-08	6	2	5	3	7	6
2008-09	8	4	7	2	5	4
2009-10	12	2	7	2	6	4
2010-11	10	6	6	3	5	6
2011-12	6	4	4	3	3	3
2012-13	4	5	6	2	6	4
2013-14	5	3	5	3	10	8

HAWKS RECORD AT THE ALL-STAR BREAK

Year	W-L before	W-L after	Final Record	Year	W-L before	W-L after	Final Record
	All-Star Game	All-Star Game			All-Star Game	All-Star Game	
1968-69	27-17	21-17	48-34	1991-92	24-23	14-21	38-44
1969-70	31-21	17-13	48-34	1992-93	24-27	19-12	43-39
1970-71	14-32	22-14	36-46	1993-94	34-13	23-12	57-25
1971-72	17-30	19-16	36-46	1994-95	22-26	20-14	42-40
1972-73	27-24	19-12	46-46	1995-96	26-21	20-15	46-36
1973-74	21-24	14-23	35-47	1996-97	31-15	25-11	56-26
1974-75	17-26	14-25	31-51	1997-98	29-20	21-12	50-32
1975-76	24-25	5-28	29-53	1998-99	-	-	31-19
1976-77	22-34	9-17	31-51	1999-00	19-28	9-26	28-54
1977-78	24-27	17-14	41-41	2000-01	16-33	9-24	25-57
1978-79	28-25	18-11	46-36	2001-02	16-33	17-16	33-49
1979-80	32-23	18-9	50-32	2002-03	19-30	16-17	35-47
1980-81	19-34	12-17	31-51	2003-04	18-35	10-19	28-54
1981-82	19-22	23-18	42-40	2004-05	10-41	3-28	13-69
1982-83	24-26	19-13	43-39	2005-06	16-34	10-22	26-56
1983-84	24-20	16-22	40-42	2006-07	21-31	9-21	30-52
1984-85	21-29	13-19	34-48	2007-08	22-28	15-17	37-45
1985-86	26-20	22-12	50-32	2008-09	31-21	16-14	47-35
1986-87	29-16	28-9	57-25	2009-10	33-18	20-11	53-29
1987-88	30-15	20-17	50-32	2010-11	34-21	10-17	44-38
1988-89	28-19	24-11	52-30	2011-12	19-14	21-12	40-26
1989-90	22-24	19-17	41-41	2012-13	29-22	15-16	44-38
1990-91	26-21	17-18	43-39	2013-14	25-26	13-18	38-44

MISCELLANEOUS RECORDS

HAWKS ALL-TIME TRIPLE DOUBLES (REGULAR SEASON ONLY)

Player	Date and Opponent	Stats
Wayne "Tree" Rollins	2/21/79 vs. Portland	11 points/13 rebounds/12 blocks
Glenn "Doc" Rivers	12/29/87 vs. Chicago	29 points/14 rebounds/12 assists
	1/18/88 vs. Chicago	19 points/10 rebounds/10 assists
	2/27/88 vs. Portland	21 points/10 rebounds/14 assists
	4/19/89 at Milwaukee	20 points/12 rebounds/10 assists
Mookie Blaylock	11/27/93 vs. Philadelphia	15 points/10 rebounds/10 assists
	3/26/94 vs. Miami	17 points/11 rebounds/14 assists
	11/21/94 vs. Milwaukee	17 points/10 rebounds/12 assists
	3/5/95 at Orlando	15 points/11 rebounds/14 assists
	3/17/98 at Toronto	10 points/11 rebounds/12 assists
	4/14/98 vs. Philadelphia	14 points/11 assists/10 steals
	5/2/99 at Cleveland	19 points/11 rebounds/10 assists
Dikembe Mutombo	2/15/00 vs. New Jersey	21 points/13 rebounds/11 blocks
Toni Kukoc	3/13/01 vs. Vancouver	10 points/10 rebounds/11 assists
	3/17/01 vs. Detroit	29 points/10 rebounds/10 assists
	2/28/03 at Chicago	23 points/10 rebounds/13 assists
Jason Terry	4/9/04 at Chicago	12 points/11 rebounds/10 assists
Bob Sura	4/10/04 vs. Boston	15 points/10 rebounds/11 assists
Joe Johnson	2/7/06 at Charlotte	15 points/10 rebounds/11 assists
	12/23/08 vs. Oklahoma City	10 points/11 rebounds/11 assists
Josh Smith	1/23/08 at Denver	22 points/10 rebounds/12 assists
	2/5/10 vs. Chicago	18 points/14 rebounds/10 assists
	11/28/10 at Toronto	12 points/13 rebounds/10 assists
Paul Millsap	3/18/14 vs. Toronto	19 points/13 rebounds/10 assists

HAWKS ALL-TIME FOUR-POINT PAYS (REGULAR SEASON ONLY)

ATLANTA		OPPONENTS	
Player	Date and Opponent	Player	Date
Anthony "Spud" Webb	1/23/91 at Was.	Isiah Thomas (Detroit)	2/02/82
Glenn "Doc" Rivers	3/28/91 vs. Hou.	Mark Aguirre (Dallas)	12/27/83
Paul Graham	12/28/92 vs. Was.	Andrew Toney (Philadelphia)	3/05/85
Dominique Wilkins	2/24/93 at Phi	Glenn Rice (Miami)	11/28/92
Craig Eho	2/28/94 at LAC	Reggie Miller (Indiana)	3/05/94
Eldridge Recasner	3/11/97 vs. Uta.	Scottie Pippen (Chicago)	3/08/94
Steve Smith	3/14/97 vs. Sea.	Pete Myers (Chicago)	3/08/94
Salim Stoudamire	12/4/05 at Pho.	B.J. Armstrong (Golden State)	12/29/95
Salim Stoudamire	2/22/08 at GSW	Brent Price (Washington)	4/04/96
Jamal Crawford	12/26/09 at Ind.	Joe Dumars (Detroit)	4/04/97
Jamal Crawford	1/6/10 vs. Bos.	Morris Peterson (Toronto)	4/12/02
Jamal Crawford	1/20/10 vs. Sac.	Chris Duhon (Chicago)	2/20/07
Jamal Crawford	1/27/10 at SAS	Daniel Gibson (Cleveland)	1/09/08
Jamal Crawford	2/3/10 vs. LAC	Jamal Crawford (New York)	4/11/08
Jamal Crawford	3/6/10 at Mia.	Kevin Martin (Sacramento)	2/18/09
Jamal Crawford	3/8/10 at NYK	Danny Granger (Indiana)	4/10/09
Jamal Crawford	4/9/10 vs. Tor.	Kyle Korver (Utah)	2/22/10
Jamal Crawford	4/10/10 at Was.	Brandon Jennings (Milwaukee)	11/10/10
Jamal Crawford	11/5/10 at Min.	Deron Williams (Utah)	1/5/11
Jamal Crawford	11/7/10 vs. Pho.	James Jones (Miami)	4/11/11
Jamal Crawford	1/5/11 at Uta.	Nick Young (Washington)	12/28/11
Jamal Crawford	1/29/11 at Dal.	Shane Battier (Miami)	1/2/12
Jamal Crawford	3/6/11 vs. NYK	Anthony Morrow (New Jersey)	1/9/12
Kirk Hinrich	3/11/11 at Chi.	Ryan Anderson (Orlando)	4/15/12
Kyle Korver	11/21/12 vs. Was.	James Harden (Houston)	11/5/12
John Jenkins	2/5/13 at Ind.	Jamal Crawford (LA Clippers)	11/24/12
Kyle Korver	3/25/13 at Ind.	Arron Afflalo (Orlando)	12/12/12
John Jenkins	4/6/13 at SAS	Andre Kirilenko (Minnesota)	1/21/13
Kyle Korver	11/16/13 at NYK	Orlando Johnson (Indiana)	3/25/13
Kyle Korver	12/4/13 vs. LAC	Rudy Gay (Toronto)	4/6/13
Kyle Korver	12/26/13 at Cle.	Alan Anderson (Brooklyn)	1/16/14
Kyle Korver	12/31/13 at Bos.		
Kyle Korver	1/6/14 vs. Ind.		
Kyle Korver	1/25/14 at Mil.		
DeMarre Carroll	2/22/14 vs. NYK		
DeMarre Carroll	2/25/14 vs. Chi.		
Kyle Korver	3/8/14 at LAC		
DeMarre Carroll	3/23/14 at Tor.		
Cartier Martin	4/14/14 vs. Cha.		

HAWKS THREE-POINT FG PERCENTAGE

Year	Hawks 3-Pt %	Opponents 3-Pt %	Year	Hawks 3-Pt %	Opponents 3-Pt %
2013-14	.363 (768-2116)	.365 (654-1793)	1996-97	.359 (659-1834)	.347 (485-1399)
2012-13	.371 (706-1901)	.379 (620-1635)	1995-96	.355 (566-1595)	.360 (479-1329)
2011-12	.370 (492-1330)	.344 (391-1137)	1994-95	.341 (539-1580)	.347 (420-1212)
2010-11	.352 (502-1427)	.338 (459-1358)	1993-94	.323 (268-830)	.315 (275-872)
2009-10	.360 (524-1455)	.345 (480-1392)	1992-93	.355 (382-1076)	.337 (281-833)
2008-09	.366 (597-1633)	.353 (528-1496)	1991-92	.313 (210-671)	.343 (251-732)
2007-08	.356 (384-1078)	.362 (512-1413)	1990-91	.324 (271-836)	.349 (217-621)
2006-07	.329 (341-1038)	.376 (465-1236)	1989-90	.302 (124-411)	.340 (181-533)
2005-06	.367 (424-1154)	.368 (444-1209)	1988-89	.277 (110-397)	.288 (147-511)
2004-05	.312 (304-973)	.379 (467-1232)	1987-88	.301 (85-282)	.335 (136-406)
2003-04	.335 (419-1249)	.358 (482-1345)	1986-87	.318 (135-425)	.300 (128-426)
2002-03	.352 (402-1141)	.359 (446-1243)	1985-86	.199 (33-166)	.307 (87-283)
2001-02	.354 (423-1194)	.355 (472-1329)	1984-85	.311 (73-235)	.217 (46-212)
2000-01	.357 (333-933)	.367 (396-1080)	1983-84	.217 (23-106)	.211 (39-185)
1999-00	.317 (258-814)	.367 (373-1015)	1982-83	.239 (45-188)	.235 (39-166)
1998-99	.306 (197-644)	.300 (190-634)	1981-82	.219 (28-128)	.247 (46-186)
1997-98	.332 (337-1016)	.342 (348-1017)	1980-81	.122 (10-82)	.211 (36-152)
			1979-80	.173 (13-75)	.251 (46-183)



MISCELLANEOUS RECORDS

HAWKS OPENING GAME RESULTS

Season	Opponent	Date	Result	Score	Attendance
1968-69	Cincinnati	10-15-68	lost	125-110	5,606
1969-70	Seattle	10-15-69	WON	124-119	3,718
1970-71	Milwaukee	10-17-70	lost	107-98	7,197
1971-72	Philadelphia	10-16-71	lost	104-102	5,806
1972-73	* New York	10-15-72	WON	109-101	13,867
1973-74	Capital	10-09-73	WON	128-114	7,503
1974-75	Houston	10-19-74	WON	118-112	4,427
1975-76	New Orleans	10-23-75	WON	109-91	5,579
1976-77	Houston	10-12-76	lost	120-104	4,385
1977-78	Cleveland	10-22-77	WON	107-101	7,894
1978-79	Detroit	10-14-78	WON	122-114	10,249
1979-80	New York	10-12-79	WON	121-104	9,428
1980-81	Chicago	10-11-80	WON	101-93	11,275
1981-82	Philadelphia	10-31-81	lost	108-106	9,824
1982-83	Boston	10-30-82	lost	112-97	13,419
1983-84	Detroit	10-29-83	WON	117-115	9,677
1984-85	Philadelphia	10-27-84	lost	111-108	13,964
1985-86	Washington	10-25-85	lost	100-910	10,129
1986-87	New Jersey	11-01-86	WON	131-111	13,776
1987-88	Washington	11-06-87	WON	114-97	16,064
1988-89	Indiana	11-08-88	WON	112-107	16,371
1989-90	Indiana	11-03-89	lost	126-103	15,906
1990-91	Orlando	11-02-90	WON	115-111	13,593
1991-92	Detroit	11-02-91	lost	89-87	16,435 **
1992-93	New York	11-01-92	lost	106-84	16,389
1993-94	Indiana	11-05-93	WON	116-110	12,032
1994-95	Indiana	11-04-94	lost	94-92	12,568
1995-96	Indiana	11-03-95	lost	106-111	15,188
1996-97	Detroit	11-02-96	lost	90-78	16,378
1997-98	Toronto	11-01-97	WON	90-85	8,539 ***
1998-99	Cleveland	2-05-99	WON	100-83	19,806
1999-00	! Milwaukee	11-04-99	lost	119-109	18,514
2000-01	Charlotte	10-31-00	lost	102-82	18,465
2001-02	Washington	11-01-01	lost	98-88	20,073 ****
2002-03	Utah	10-31-02	WON	105-98	14,155
2003-04	Indiana	11-01-03	lost	103-99 †	18,818
2004-05	Cleveland	11-09-04	lost	93-79	19,624
2005-06	LA Lakers	11-08-05	Oklost	103-97	19,523
2006-07	New York	11-03-06	WON	102-92	19,604
2007-08	Dallas	11-02-07	WON	101-94	19,767
2008-09	Philadelphia	11-01-08	WON	95-88	19,651
2009-10	Indiana	10-28-09	WON	128-109	17,998
2010-11	Washington	10-30-10	WON	99-95	18,729
2011-12	Washington	12-28-11	WON	101-83	17,750
2012-13	Houston	11-02-12	lost	109-102	18,238
2013-14	Toronto	11-01-13	WON	102-95	18,116

46 Year Totals

Season	Opponent	Date	Result	Score	Attendance
1968-69	Seattle	10-25-68	lost	129-112	4,689
1969-70	Boston	10-24-69	WON	122-110	5,265 @
1970-71	Detroit	10-22-70	lost	120-101	10,460
1971-72	Cincinnati	10-12-71	lost	127-113	5,124
1972-73	Buffalo	10-10-72	WON	120-109	7,634
1973-74	Detroit	10-12-73	lost	122-105	5,020
1974-75	Chicago	10-18-74	lost	120-115†	7,351
1975-76	Los Angeles	11-02-75	lost	116-113†	11,257
1976-77	Los Angeles	10-29-76	lost	118-101	9,752
1977-78	Boston	10-25-77	lost	110-103	6,590
1978-79	Indiana	10-13-78	lost	117-104	8,476
1979-80	Indiana	10-13-79	lost	115-101	10,904
1980-81	Detroit	10-18-80	WON	125-123†	4,036
1981-82	Chicago	11-03-81	lost	104-96	7,112
1982-83	Detroit	10-29-82	lost	94-86	15,252
1983-84	New Jersey	10-28-83	lost	126-108	10,173
1984-85	New Jersey	10-26-84	WON	119-104	10,061
1985-86	Milwaukee	10-26-85	lost	117-91	10,237
1986-87	Philadelphia	11-02-86	WON	122-113	11,468
1987-88	New York	11-11-87	WON	94-93	12,781
1988-89	New Jersey	11-04-88	WON	113-105	14,480
1989-90	Boston	11-10-89	lost	117-106	14,890
1990-91	Sacramento	11-06-90	WON	106-85	17,014
1991-92	Charlotte	11-06-91	lost	114-104	23,698
1992-93	Chicago	11-07-92	WON	100-99	18,676
1993-94	Chicago	11-08-93	lost	106-80	18,157
1994-95	Utah	11-07-94	lost	116-86	18,661
1995-96	Utah	11-06-95	lost	105-96	18,742
1996-97	Miami	11-01-96	lost	94-81	15,113
1997-98	Orlando	10-31-97	WON	105-99	17,248
1998-99	New Jersey	2-07-99	lost	79-69	18,545
1999-00	Washington	11-02-99	lost	96-87	16,038
2000-01	New York	11-02-00	lost	94-69	19,763
2001-02	Houston	10-30-01	lost	89-84†	9,500
2002-03	New Jersey	10-30-02	lost	105-95	16,324
2003-04	New Orleans	10-29-03	lost	89-83	15,242
2004-05	Phoenix	11-03-04	lost	112-82	18,422
2005-06	Golden State	11-02-05	lost	122-97	18,629
2006-07	Philadelphia	11-01-06	lost	88-75	17,119
2007-08	Detroit	11-04-07	lost	92-91	22,076
2008-09	Orlando	10-29-08	WON	99-85	17,461
2009-10	LA Lakers	11-01-09	lost	118-110	18,997
2010-11	Memphis	10-27-10	WON	119-104	17,519
2011-12	New Jersey	12-27-11	WON	18-711	18,711
2012-13	Oklahoma City	11-04-12	WON	104-95	18,203
2013-14	Dallas	10-30-13	lost	118-109	18,834

46 Year Totals

* first Hawks game at Omni
† first Hawks game at Philips Arena
‡ denotes overtime game

** largest opening night crowd at Omni
*** largest opening night crowd over
@ game played in Hartford, CT

*** opening night at Ga. Tech

MISCELLANEOUS NUMBERS

HAWKS OVERTIME GAMES

Season	Home	Road	Total	Pct.	Season	Home	Road	Total	Pct.
1968-69	2-0	0-0	2-0	1.000	1991-92	2-3	0-3	2-6	.250
1969-70	0-0	4-0	4-0	1.000	1992-93	3-1	1-0	4-1	.800
1970-71	1-0	1-1	2-1	.667	1993-94	1-1	0-1	1-2	.333
1971-72	0-2	0-0	0-2	.000	1994-95	2-2	2-1	4-3	.571
1972-73	2-1	2-1	4-2	.667	1995-96	1-0	1-0	2-0	1.000
1973-74	1-1	0-1	1-2	.333	1996-97	4-0	1-0	5-0	1.000
1974-75	1-1	0-2	1-3	.250	1997-98	2-1	3-1	5-2	.714
1975-76	1-1	0-3	1-4	.200	1998-99	1-2	0-0	1-2	.333
1976-77	1-0	0-0	1-0	1.000	1999-00	2-0	0-3	2-3	.400
1977-78	3-0	1-1	4-1	.800	2000-01	0-2	0-0	0-2	.000
1978-79	3-1	1-1	4-2	.667	2001-02	1-0	0-2	1-2	.333
1979-80	2-1	1-0	3-1	.750	2002-03	2-1	1-3	3-4	.429
1980-81	1-3	1-3	2-6	.250	2003-04	0-4	0-2	0-6	.000
1981-82	1-1	2-1	3-2	.600	2004-05	0-4	2-1	2-5	.286
1982-83	1-1	0-1	1-2	.333	2005-06	3-1	2-1	5-2	.714
1983-84	2-1	0-1	2-2	.500	2006-07	1-4	2-1	3-5	.375
1984-85	0-1	2-2	2-3	.400	2007-08	2-3	0-1	2-4	.333
1985-86	1-1	1-2	2-3	.400	2008-09	0-0	1-1	0-1	.000
1986-87	1-0	1-0	2-0	1.000	2009-10	4-1	0-2	4-3	.571
1987-88	1-1	2-0	3-1	.750	2010-11	0-1	1-1	1-1	.500
1988-89	1-0	1-3	2-3	.400	2011-12	2-1	3-2	5-3	.625
1989-90	0-0	1-1	1-1	.500	2012-13	3-0	1-1	4-1	.800
1990-91	1-1	0-0	1-1	.500	2013-14	3-0	1-1	4-1	.800
TOTALS					66-49	42-52	108-101	.517	

Team	Site	Hawks	Opp.	W-L
BOSTON (4-8)				
3-08-13	BOS	102	107	L
1-25-13 (20T)	ATL	123	111	W
4-11-12	BOS	86	88	L
11-22-02 (20T)	BOS	98	105	L
3-27-01	ATL	112	115	L
11-23-92	BOS	101	97	W
2-03-87	ATL	126	123	W
1-18-86	ATL	122	125	L
12-18-82	ATL	103	107	L
12-14-74	ATL	90	92	L
2-26-71	BOS	129	136	L
2-14-69	ATL	104	101	W
CHARLOTTE HORNETS/BOBCATS (3-2)				
12-28-13	ATL	118	116	W
1-06-12	CHAR	102	96	W
3-19-10	ATL	93	92	W
2-13-08	CHAR	98	100	L
4-11-05	ATL	105	110	L
CHICAGO (4-8)				
12-19-09	CHI	98	101	L
12-16-06	ATL	104	106	L
11-18-88	CHI	112	115	L
12-20-84 (20T)	NO	129	132	L
12-21-82 (20T)	CHI	116	124	L
2-26-82	ATL	110	116	L
1-31-78	CHI	103	106	L
12-21-75	ATL	97	90	W
10-18-74	CHI	115	120	L
12-07-72	CHI	94	89	W
3-19-71	ATL	112	111	W
11-06-69	CHI	142	137	W
CLEVELAND (10-6)				
12-26-13 (20T)	CLE	127	125	W
3-21-12	ATL	103	102	W
11-07-06	CLE	104	95	W
1-25-03	CLE	102	101	W
4-13-02 (20T)	ATL	128	123	W
11-08-97	CLE	99	97	W
4-13-93	ATL	109	112	L
11-17-89 (20T)	CLE	125	131	L
3-23-85	CLE	91	86	W
12-09-81	CLE	108	112	L
11-24-81	ATL	94	92	W
1-09-81	ATL	107	108	L
2-29-80	ATL	111	102	W
1-07-75	ATL	113	112	W
2-23-75	CLE	105	111	L
2-08-73	ATL	132	136	L

Team	Site	Hawks	Opp.	W-L
DALLAS (0-2)				
2-26-10	ATL	103	111	L
11-08-84	DAL	105	112	L
DENVER (2-1)				
3-13-12	DEN	117	118	L
12-18-05	ATL	110	107	W
12-11-92	ATL	112	107	W
DETROIT (5-8)				
12-26-12 (20T)	ATL	126	119	W
1-27-12	DET	107	101	W
3-14-05	ATL	108	114	L
3-26-03	DET	99	102	L
4-14-01	ATL	124	129	L
11-09-88	DET	95	101	L
2-02-85	DET	102	110	L
11-27-81	DET	114	112	W
10-18-80	DET	125	123	W
11-24-78	DET	117	119	L
1-16-73	ATL	130	129	W
11-21-72	DET	110	113	L
12-30-99	DET	105	106	L
GOLDEN STATE (4-1)				
3-23-92	ATL	126	125	W
3-17-89	GS	118	127	L
2-10-80	GS	98	96	W
1-31-80	ATL	111	107	W
11-19-75	ATL			



MISCELLANEOUS NUMBERS

HAWKS OVERTIME GAMES, CONT.

Team	Site	Hawks	Opp.	W-L	Team	Site	Hawks	Opp.	W-L
LOS ANGELES LAKERS (1-2)					ORLANDO (4-2)				
2-19-88	ATL	119	125	L	2-10-12	ORL	89	87	W
11-02-75	LA	113	116	L	3-19-06	ATL	110	107	W
12-01-72	LA	114	109	W	2-19-99	ATL	94	99	L
MEMPHIS/VANCOUVER (0-2)					3-17-97	ATL	112	107	W
3-29-04 (2OT)	ATL	133	136	L	1-09-97	ORL	97	92	W
11-10-99	VAN	97	102	L	3-05-95	ORL	111	113	L
MIAMI (3-3)					PHILADELPHIA (6-5)				
12-23-12	MIA	119	121	L	4-08-07	PHIL	104	109	L
1-05-12 (3OT)	ATL	109	116	L	4-06-04	ATL	100	103	L
1-18-11	MIA	93	89	W	3-27-99	ATL	103	99	W
12-19-07	ATL	114	111	W	1-29-98	ATL	109	99	W
11-18-06	ATL	88	93	L	3-12-91	ATL	129	133	L
11-29-02	ATL	100	94	W	4-15-88	PHIL	103	101	W
MILWAUKEE (3-7)					3-05-86	PHIL	114	122	L
2-28-10	ATL	106	102	W	11-02-85	ATL	114	113	W
12-26-97	MIL	94	99	L	12-02-80	ATL	112	108	W
11-19-94	ATL	93	97	L	3-11-80	ATL	97	102	L
3-01-92	MIL	106	109	L	3-31-78	ATL	111	110	W
2-07-85	MIL	94	91	W	PHOENIX (3-1)				
3-06-84	ATL	104	109	L	1-07-97	ATL	105	103	W
3-29-81	ATL	128	132	L	2-04-89	PHO	118	116	W
11-28-80	MIL	108	113	L	12-18-77	ATL	134	129	W
1-10-79 (2OT)	MIL	117	113	W	2-16-74	PHO	123	124	L
3-30-76	MIL	126	130	L	PORTLAND (2-4)				
MINNESOTA (3-1)					11-16-09	ATL	99	95	W
4-04-00	MIN	76	86	L	11-02-85	ATL	109	111	L
12-13-94	ATL	85	83	W	3-23-07	ATL	100	102	L
12-28-91	ATL	125	122	W	1-22-03	ATL	110	112	L
1-05-91	ATL	117	112	W	3-29-93	ATL	127	118	W
NEW JERSEY (6-5)					12-20-80	POR	119	122	L
11-23-10	NJ	101	107	L	SAN ANTONIO (4-1)				
1-02-09	NJ	91	93	L	3-21-10	ATL	119	114	W
2-04-07	NJ	101	99	W	1-11-97	ATL	87	82	W
2-27-06	ATL	104	102	W	12-29-94	ATL	127	121	W
4-18-00 (2OT)	ATL	111	109	W	3-10-87	SA	113	106	W
12-06-94	NJ	94	91	W	3-20-84	SA	132	135	L
1-21-94	ATL	111	113	L	SAN DIEGO / BUFFALO / LA CLIPPERS (0-3)				
4-19-88	NJ	119	109	W	1-17-92	LAC	107	111	L
3-26-85	NO	108	109	L	12-11-73	ATL	127	132	L
11-04-78	ATL	117	118	L	11-05-71	ATL	117	122	L
10-26-77	NJ	113	110	W	TORONTO (6-3)				
NEW ORLEANS/CHARLOTTE (0-1)					3-18-14	ATL	118	113	W
10-29-03	NO	83	88	L	4-02-08	ATL	127	120	W
NEW YORK (9-7)					3-01-06	TOR	113	111	W
1-01-10	ATL	108	112	L	4-8-05	TOR	101	109	L
3-03-07	ATL	100	104	L	3-11-05	TOR	116	112	W
3-15-06 (2OT)	NY	117	121	L	11-26-04	ATL	97	99	L
4-17-05	NY	139	135	W	1-11-02	TOR	91	94	L
11-30-04	NY	109	110	L	11-26-97 (2OT)	TOR	109	104	W
1-28-00	ATL	98	96	W	1-04-96	ATL	104	101	W
11-28-95	NY	102	97	W	UTAH / NEW ORLEANS (4-1)				
4-06-93	ATL	109	104	W	3-25-12 (4OT)	ATL	139	133	W
12-07-91	ATL	128	137	L	3-21-94	ATL	100	96	W
2-24-84	ATL	105	104	W	12-19-87	ATL	130	124	W
12-23-83	ATL	114	113	W	2-19-86	UTAH	105	109	L
2-24-81	ATL	117	120	L	3-24-78	ATL	96	94	W
10-30-80	NY	115	116	L	WASHINGTON / CAPITAL / BALTIMORE (11-3)				
11-30-78	ATL	102	96	W	12-13-13	ATL	101	99	W
2-24-77	ATL	101	98	W	12-18-12	WAS	100	95	W
12-16-69	NY	125	124	W	11-21-12	ATL	101	100	W
OKLAHOMA CITY/SEATTLE (5-3)					1-11-08	ATL	98	102	L
11-16-07 (2OT)	ATL	123	126	L	1-14-06	ATL	114	106	W
11-11-06	ATL	112	113	L	1-11-98	WAS	107	102	W
11-26-02	ATL	119	116	W	11-18-97	ATL	98	89	W
11-13-93	SEA	89	97	L	1-24-97	ATL	117	105	W
2-19-82 (3OT)	SEA	127	127	W	2-19-92	ATL	102	103	L
3-11-79	ATL	113	111	W	1-04-86	WAS	129	135	L
2-05-71	SEA	121	120	W	3-16-83	ATL	94	81	W
3-16-69	ATL	131	127	W	3-23-74	ATL	119	108	W
					11-07-72	ATL	109	107	W
					11-01-69	BAL	140	137	W

HAWKS / NBA COLLEGE DRAFT CHOICES

2014 DRAFT CHOICES

Name	From	Pos.	Ht.	Wt.	Round	Pick
Andrean Payne	Michigan State	F	6-10	245	1	15
Walter "Edy" Tavares	Gran Canaria	C	7-3	260	2	43
*Lamar Patterson	Pittsburgh	G/F	6-5	225	2	48

* The Hawks acquired Patterson's draft rights from Milwaukee, in exchange for a 2015 second-round pick.

1968 - 2013 HAWKS DRAFT CHOICES

Rnd.	Player	College	Pick	Rnd.	Player	College	Pick	
2013 DRAFT								
1	Dennis Schröder	NY Phantoms Braunschweig (Germany)	17	1995 DRAFT	1	Alan Henderson	Indiana	16
2	Raul Neto	Lagun Aro (Spain)	47	2	Donnie Boyce	Colorado	42	
2	James Ennis	Long Beach State	50	3	Troy Brown	Providence	45	
* On June 28, the Hawks acquired the rights to Lucas Nogueira (16th pick), Mike Muscala (44th pick) and Jared Cunningham from Dallas in exchange for the rights to Shane Larkin (18th pick) ... In addition, the Hawks acquired a 2015 second-round pick from the Utah Jazz in exchange for Raul Neto (47th pick) and a conditional 2017 second-round pick from the Miami Heat in exchange for James Ennis (50th pick).								
2012 DRAFT								
1	John Jenkins	Vanderbilt	23	1992 DRAFT	1	Adam Keefe	Stanford	10
2	Mike Scott	Virginia	43	2	Elmer Bennett	Notre Dame	38	
2011 DRAFT								
2	Keith Benson	Oakland	48	1991 DRAFT				
2010 DRAFT								
1	Damion James *	Texas	24	1	Stacey Augmon	UNLV	9	
2	Pape Sy	France	53	1	Anthony Avent *	Seton Hall	15	
* On draft night, James was traded to NJ for rights to Jordan Crawford and Tibor Pleiss ... Pleiss was traded to OKC for cash considerations.								
2009 DRAFT								
1	Jeff Teague	Wake Forest	19	2	Rodney Monroe	N.C. State	30	
2	Sergiy Gladyr	NBC Mykolaiv	49	* Avent's rights were traded to Denver on 6/26/91.				
2008 DRAFT								
No draft picks								
2007 DRAFT								
1	Al Horford	Florida	3	1990 DRAFT				
2	Acie Law IV	Texas A&M	11	1	Rumeal Robinson	Michigan	10	
2006 DRAFT								
1	Shelden Williams	Duke	5	2	Trevor Wilson	UCLA	36	
2	Solomon Jones	South Florida	33	1989 DRAFT				
2005 DRAFT								
1	Marvin Williams	North Carolina	2	1	Roy Marble	Iowa	23	
2	Salim Stoudamire	Arizona	31	2	Haywoode Workman	Oral Roberts	49	
2	Cenk Akyol	Turkey (Etes Pilsen)	59	1988 DRAFT				
2004 DRAFT								
1	Josh Childress	Stanford	6	2	Anthony Taylor	Oregon	44	
1	Josh Smith	Oak Hill Academy (HS)	17	3	Jorge Gonzalez	Argentina	54	
2	Donta Smith	SE Illinois JC	34	3	Darryl Middleton	Baylor	68	
2	Royal Ivey	Texas	37	First round pick and Randy Wittman to Sacramento for Reggie Theus 6/27/88.				
2	Viktor Sanikidze *	SAOS JDA Dijon (Georgia)	42	1987 DRAFT				
* On draft night, Sanikidze was traded to the Spurs for a 2005 second-round pick and cash considerations.								
2003 DRAFT								
2	Boris Diaw	Pau Orthez (France)	21	1	Dallas Comegys	DePaul	21	
2	Travis Hansen	Brigham Young	37	2	Terrance Bailey	Wagner	42	
2002 DRAFT								
2	David Andersen	Kinder Bologna (Italy)	37	2	Terry Coner	Alabama	44	
On draft night, the Hawks acquired the draft rights to Dan Dickau (selected in the first round, 28th overall by Sacramento) in exchange for a future first-round pick.								
2001 DRAFT								
1	Pau Gasol *	Spain	3	3	Song Tao	China	67	
2	Jamaal Tinsley **	Iowa State	27	4	Theo Christodoulou	Greece	90	
2	Terence Morris	Maryland	34	5	Jose-Antonio Montero	Spain	113	
* On draft night, Gasol was traded to the Grizzlies, along with Brevin Knight and Lorenzen Wright, in exchange for Shaaref Abdur-Rahim and the 27th pick. ** On draft night, Tinsley was traded to Pacers for a future first-rounder.								
2000 DRAFT								
1	DerMarr Johnson	Cincinnati	6	7	Ricardo Morandotti	Italy	136	
2	Hanno Mottola	Utah	40	7	Franjo Arapovic	Yugoslavia	159	
2	James "Scoonie" Penn	Ohio State	57	1986 DRAFT				
1999 DRAFT								
1	Jason Terry	Arizona	10	1	Billy Thompson *	Louisville	19	
1	Cal Bowler	Old Dominion	17	2	Cedric Henderson	Georgia	32	
1	Dion Glover	Georgia Tech	20	2	Augusto Binelli	Italian Nat'l.	40	
1	Jumaine Jones *	Georgia	27	3	Dave Hoppen	Nebraska	65	
2	Roberto Bergersen **	Boise State	52	3	Jim Les	Bradley	70	
* On draft night, Jones' rights were traded to the Philadelphia 76ers for a future first-round draft choice (via Toronto). ** On draft night, rights were traded to Portland for cash considerations.								
1998 DRAFT								
2	Roshown McLeod	Duke	22	4	Efram Winters	Illinois	88	
2	Cory Carr *	Texas Tech	49	5	Nicky Jones	Virginia Commonwealth	111	
* On draft night, Carr's rights were traded to Chicago, along with two future second-round draft picks, for the rights to Shammond Williams.								
1997 DRAFT								
1	Ed Gray	California	22	6	Alexander Volkov	USSR	134	
2	Alan Digbeu	Villeneuve, France	50	7	Valery Tykhonenko	USSR	157	
2	Chris Crawford	Marquette	51	* Thompson was traded to L.A. Lakers for Ken Barlow 6/17/86.				
1996 DRAFT								
1	Priest Lauderdale	Central State (OH)	28	1985 DRAFT				
1995 DRAFT								
1	John Pinone	Marquette	3	1	Jon Koncak	SMU	5	
2	Harry Kelly	Texas Southern	81	2	Lorenzo Charles	N.C. State	41	
5	Charles Jones	Oklahoma	104	3	Sedric Toney	Dayton	59	
6	Tom Bethea	Richmond	127	4	Arydas Sabonis	USSR	77	
7	Lex Drum	UAB	150	4	John Battle	Rutgers	84	
8	George Thomas	Georgia Tech	173	5	Larry Hampton	F.D.U.	100	
9	Will Cotchery	Livingston	193	6	Tony Duckett	Lafayette	123	
10	Ronnie Carr	W. Carolina	216	7	Bob Ferry	Harvard	146	
* Wittman acquired from Bullets for Tom McMillen and future pick 7/5/83.								
1983 DRAFT								
1	Randy Wittman *	Indiana	22	1984 DRAFT				
2	Glenn Rivers	Marquette	31	1	Kevin Willis	Michigan State	11	
3	John Pinone	Villanova	58	3	Bobby Parks	Memphis State	58	
4	Harry Kelly	Texas Southern	81	4	Dicky Beal	Kentucky	81	
5	Charles Jones	Oklahoma	104	5	Terry Martin	NE Louisiana	104	
6	Tom Bethea	Richmond	127	6	Jim Master	Kentucky	127	
7	Lex Drum	UAB	150	7	Vince Martello	Florida State	150	
8	George Thomas	Georgia Tech	173	8	Robert Brown	Long Island	173	
9	Will Cotchery	Livingston	193	9	Fred Brown	Georgetown	185	
10	Ronnie Carr	W. Carolina	216	10	Doug Mills	Hofstra	217	
Second round pick (#35) to Golden State for Ricky Brown on 2/15/83.								

HISTORY

HISTORY



HAWKS / NBA COLLEGE DRAFT CHOICES, CONT.

Rnd.	Player	College	Pick
1982 DRAFT			
1	Keith Edmonson	Purdue	56
3	Joe Kopicki	Detroit	10
5	Mark Hall	Minnesota	102
6	Jay Bruchak	Mt. St. Mary's	126
7	Horace Wyatt	Clemson	148
8	James Ratiff	Howard	172
9	Pierre Bland	Elizabeth City	194
10	Ronnie McAdoo	Old Dominion	216

Second round pick to New York for Mike Glenn 10/24/81.
Fourth round pick to New Jersey for Rory Sparrow 8/11/81.

1981 DRAFT			
1	Al Wood	North Carolina	4
2	Clyde Bradshaw	DePaul	38
3	Durand Macklin	LSU	52
4	Kevin Figaro	SW Louisiana	75
5	Steve Krafsciscin	Iowa	98
6	Darryl Warwick	Hampton	121
7	Kevin Vesey	Iona	144
8	Gilbert Salinas	Notre Dame	167
9	Howard Thompson	Wagner	189
10	Mike Frazier	Georgetown	209

1980 DRAFT			
1	Don Collins	Washington State	18
2	Craig Shelton	Georgetown	28
5	Mike Doyle	South Carolina	110
6	Mike Zagardo	G. Washington	133
7	Charles Hightower	Dillard	156
9	Stan Lamb	Steubenville	195

Third round pick to Utah.
Fourth round pick to Los Angeles.
Selected ineligible player in eighth and tenth rounds.

1979 DRAFT			
2	James Bradley	Memphis State	35
2	Larry Wilson	Nicholls State	38
3	Don Marsh	Franklin & Marshall	57
5	Tiny Pinder	N.C. State	101
6	Dwight Williams	Gardner-Webb	121
7	Tim Waterman	St. Bonavent.	141
8	John Goedeke	Maryland (Balt.)	160
9	Cedric Oliver	Hamilton	178
10	Chad Newison	Drake	196

First round pick to Pacers as compensation for signing of free agent Dan Roundfield.

1978 DRAFT			
1	Butch Lee	Marquette	10
1	Jack Givens	Kentucky	16
2	Rick Wilson	Louisville	25
3	Steve Grant	Manhattan	54
5	Chris Potter	Holy Cross	98
6	Gerald Glover	Howard	120
7	Jim DeWeese	Gonzaga	142
8	Ed Murphy	Windham	160
9	Maurice Robinson	W. Virginia	177
10	Marshall Lester	Florida Southern	192

Fourth round pick to Buffalo.

1977 DRAFT			
1	Wayne Rollins	Clemson	14
3	Sam Smith	UNLV	48
3	Eddie Johnson	Auburn	49
4	Dave Bormann	Gardner-Webb	70
5	Bill Gordon	UTC	92
6	Calvin Crews	Northwestern	114
7	James Holliman	Arizona State	135
8	Vern Thompson	Brigham Young	155

Second round pick to New York for Tom McMillen.

1976 DRAFT			
1	Armond Hill	Princeton	9
2	Bob Carrington	Boston College	28
3	Larry Cooke	VPI	46
4	Tom Barker	Hawaii	53
5	Ron Davis	Washington State	75
6	Pete Padgett	Nevada-Reno	88
7	Carl Gutsch	Utah	106
8	Doug Terry	Utah	124
9	Bob Kovach	San Diego State	142
10	Mike Dickerson	S. Florida	160

1975 DRAFT			
1	David Thompson	N.C. State	1
1	Marvin Webster	Morgan State	3
2	Bill Willoughby	Morrow (NJ) High	19
4	Monte Towe	N.C. State	57
5	Willbur Holland	New Orleans	75
6	Danny Williams	Mississippi	93
7	Alan Johnson	Winona State	111
8	Oscar Jackson	Duquesne	129
9	Dave Schlessler	Morningside	146
10	Vic Kelly	Hawaii	162

Rnd.	Player	College	Pick
1974 DRAFT			
1	Tom Henderson	Hawaii	7
1	Mike Sojourner	Utah	10
2	John Dew	Gardner-Webb	25
3	Darrell Ellston	North Carolina	43
4	Ed Palubinsky	Louisiana State	45
5	Tyrome Medley	Utah	69
6	Sammy Hervey	So. Methodist	97
7	Greg Lee	UCLA	115
8	Bill Butler	Louisville	133
9	Lon Kruger	Kansas State	151
10	Brendy Lee	Nebraska	168

1973 DRAFT			
1	Dwight Jones	Houston	9
1	John Brown	Missouri	10
2	Tom Inglesby	Villanova	27
3	Ted Manakas	Princeton	36
3	Leonard Gray	Long Beach State	45
4	James Brown	Harvard	62
5	Dave Winfield	Minnesota	79
6	John Williamson	New Mexico State	96
7	Pete Harris	Stephen F. Austin	113
8	Tim Dominey	Valdosta State	130

1972 DRAFT			
2	Steve Bracey	Tulsa	21
4	Reggie Bird	Princeton	55
5	Bob Lackey	Marquette	71
6	Randy Knoll	Marshall	88
7	Billy Riess	Detroit	105
8	Oscar Evans	Butler	121
9	Larry Strozier	Morehouse	136
10	Jim Clesson	Tulsa	149
11	Charles Allen	Texas Southern	169
12	James Green	Paine College	169

1971 DRAFT			
1	George Trapp	Long Beach State	5
2	Ted McClain	Tennessee State	22
3	Jeff Halliburton	Drake	39
4	Jim Welch	Houston	56
6	Willie Humes	Idaho State	90
7	Mike Jordan	Savannah State	107
8	Jim Smith	Kentucky Wesleyan	124
9	Ernie Fleming	Jacksonville	140
10	Ron Rippicoe	Lipscomb	156
11	Levi Wyatt	Alcorn	172
12	Roger Moore	Columbus	186
13	Ed Jenkins	Michigan Lutheran	198

1970 DRAFT			
1	Pete Maravich	Louisiana State	3
1	John Vallely	UCLA	14
2	Dan Hester	Louisiana State	31
4	Fred Davis	Howard Payne	65
5	Bob Riley	Mt. St. Mary's	92
6	Dave Parker	Windham	99
7	John Shinnal	Jackson State	116
8	Herb White	Georgia	133
9	Larry Jackson	Sul Ross	150
11	Dino Menghin	Italy 182	

1969 DRAFT			
1	Butch Beard	Louisville	10
2	Wally Andrezunas	Creighton	25
4	Billy Hahn	Tennessee	53
5	Mike Mitchell	West Texas State	67
6	Guy Mackner	South Dakota	81
7	Bob Bundy	Vanderbilt	95
8	Bob Christian	Grambling	109
9	Pete Gayeska	Massachusetts	123
10	Dick Stewart	Rutgers	137
11	Loran Bracci	SF Valley State	151
12	Dave Jones	LaVerne	164
13	Dick Barton	Riverside	176
14	Mike Dahl	Oglethorpe	185
15	Norm Carmichael	Virginia	193
16	Buddy Cornelius	Jacksonville (Fla.)	199
17	John Tomlin	Navy 205	
18	Cliff Parsons	Alabama	210
19	Grady O'Malley	Manhattan	214
20	Carl Rodwell	California-Riverside	217

1968 DRAFT			
1	Skip Harlicka	South Carolina	13
4	Bob Warren	Vanderbilt	47
5	Rusty Parker	Miami	61
6	Phil Wagner	Georgia Tech	75
7	Oscar Smith	Elizabeth City	87
8	Martin Bialecki	Manhattan	103
9	Mack Daughtry	Albany State	117
10	Dwight Walker	Tennessee State	131
11	Henry Watkins	Tennessee State	144
12	Bill Harris	Texas Western	157
12	Frank Standard	South Carolina	169
13	George Hicker	Syracuse	180
14	Bernie Foster	Pasadena	188
15	Terry Alterton	Baldwin-Wallace	196

ALL-TIME ROSTER: 1968 - 2014

YEAR	GP	MINS	FGM	FGA	FG%	FTM	FTA	FT%	OR	DR	TR	AST	PF-D	STL	BS	PTS	PPG
SHARREFF ABDUR-RAHIM																	
2001-02	77	2980	598	1297	46.1	419	523	80.1	198	498	696	239	214-2	98	81	1635	20.5
2002-03	81	3087	566	1183	47.8	455	541	84.1	175	502	677	242	240-2	87	38	1608	19.9
2003-04	53	1956	383	790	48.5	294	334	88.0	141	354	495	127	147-1	44	19	1065	20.1
3 Years	211	8023	1547	3270	47.3	1168	1396	835	514	1354	1868	608	601-5	229	138	4309	20.4
DON ADAMS																	
1971-72	70	2030	307	779	39.4	204	273	74.7	—	—	494	137	259-5	—	—	818	11.7
1972-73	4	76	8	24	33.3	3	6	50.0	—	—	21	5	1-0	—	—	23	5.8
2 Years	74	2106	315	817	38.6	211	281	75.1	—	—	516	142	270-5	—	—	841	11.4
DERRICK ALSTON																	
1996-97	2	11	0	5	0.0	0	0	—	3	1	4	0	0-0	0	0	0	0.0
GREG "Cadillac" ANDERSON																	
1994-95	51	622	57	104	54.8	34	71	47.9	62	126	188	17	103-0	23	29	148	2.9
1997-98	50	398	36	81	44.4	16	41	39.0	39	79	118	15	85-0	19	10	88	1.8
2 Years	101	1020	93	185	50.3	50	112	44.6	101	205	306	32	188-0	42	39	236	2.3
KENNY ANDERSON																	
2004-05	39	717	81	190	42.6	27	37	73.0	23	60	83	98	81-1	33	0	195	5.0
HILTON ARMSTRONG																	
2010-11	12	76	6	12	50.0	2	10	20.0	3	14	17	4	9-0	3	5	15	1.3
STACEY AUGMON																	
1991-92	82	2505	440	889	49.5	213	320	66.6	191	229	420	201	161-0	124	27	1094	13.3
1992-93	73	2112	397	792	50.1	141	146	287	170	141-1	91	18	141-1	91	18	1202	14.0
1993-94	82	2605	439	861	51.0	333	436	76.4	178	216	394	187	179-0	149	45	1212	14.8
1994-95	76	2362	397	876	45.3	252	346	72.8	157	211	368	197	163-0	100	47	1053	13.9
1995-96	77	2294	362	738	49.1	251	316	79.4	137	167	304	137	188-1	106	31	976	12.7
5 Years	390	11878	2035	4166	48.8	1276	1729	740	804	969	1773	892	832-2	570	168	5396	13.7
GUSTAVO AYON																	
2015-14	26	429	52	102	51.0	8	20	40.0	42	83	125	28	47-0	25	10	112	4.3
JOHN BAGLEY																	
1999-94	3	13	0	2	0.0	2	2	100.0	0	1	1	3	2-0	0	0	2	0.7
TOM BARKER																	
1976-77	59	1354	182	436	41.7	112	164	68.3	111	290	401	60	223-11	33	41	476	8.1
DREW BARRY																	
1987-88	27	256	18	38	47.4	11	13	84.6	5	30	35	49	28-0	10	1	56	2.1
1989-90	8	74	6	15	40.0	3	3	100.0	0	4	4	16	9-0	0	0	19	2.4
2 Years	35	330	24	53	45.3	14	16	87.5	5	34	39	65	37-0	10	1	75	2.1
JON BARRY																	
1996-97	58	965	100	246	40.7	37	46	80.4	26	73	99	115	56-0	55	3	285	4.9
2004-05	16	275	31	77	40.3	10	13	76.9	4	17	21	28	28-0	14	2	83	5.2
2 Years	74	1240	131	323	40.6	47	59	80.0	30	90	120	143	84-0	69	5	368	5.0
ESTEBAN BATISTA																	
2005-06	495	34	38	53	42.5	33	53	62.3	61	83	144	7	111-2	15	11	101	1.8
2006-07	13	81	8	16	50.0	4	7	57.1	7	23	30	4	13-0	3	0	20	1.5
2 Years	70	576	42	96	43.8	37	60	61.7	68	106	174	11	124-2	18	11	121	1.7
JOHN BATTLE																	
1985-86	64	639	101	222	45.5	75	103	72.8	12	50	62	74	80-0	23	3	277	4.3
1986-87	64	804	144	315	45.7	93	126	73.8	16	44	50	124	76-0	29	5	381	6.0
1987-88	67	1227	278	613													



ALL-TIME ROSTER: 1968 - 2014, CONT.

Table listing Hawks players from 1968 to 2014, including names like Donnie Boyce, Cedric Bozeman, Steve Bracey, etc., with columns for GP, MINS, FGM, FGA, FG%, FTM, FTA, FT%, OR, DR, TR, AST, PF-D, STL, BS, PTS, PPG.

ALL-TIME ROSTER: 1968 - 2014, CONT.

Table listing Hawks players from 1968 to 2014, including names like Don Collins, Jason Collins, Sean Colson, etc., with columns for GP, MINS, FGM, FGA, FG%, FTM, FTA, FT%, OR, DR, TR, AST, PF-D, STL, BS, PTS, PPG.

HISTORY

HISTORY



ALL-TIME ROSTER: 1968 - 2014, CONT.

YEAR	GP	MINS	FGM	FGA	FG%	FTM	FTA	FT%	OR	DR	TR	AST	PF-D	STL	BS	PTS	PPG	
PEJA DROBNJAK	71	1435	238	543	43.8	96	120	80.0	73	165	238	49	138-0	42	24	597	8.4	
2004-05																		
DENNIS DUVAL	13	130	15	43	34.9	6	9	66.7		1	7	8	20	15-0	6	2	57	2.8
1975-76																		
JERRY EAVES	3	37	3	6	50.0	0	0	0	0	0	0	4	6-0	0	0	6	2.0	
1984-85																		
KEITH EDMONSON	32	309	48	139	34.5	16	27	59.3	20	19	39	22	41-0	11	6	112	3.5	
1982-83																		
DOUG EDWARDS	16	107	17	49	34.7	9	16	56.3	7	11	18	8	9-0	2	5	20	2.7	
1984-85	38	212	22	48	45.8	23	32	71.9	19	29	48	13	30-0	6	4	67	1.8	
2 Years	54	319	39	97	40.2	32	48	66.7	26	40	66	21	39-0	6	9	110	2.0	
JOHN EDWARDS	40	296	31	64	48.4	8	11	72.7	18	30	48	5	76-1	3	15	70	1.8	
2005-06																		
CRAIG EHLO	82	2147	316	708	44.6	112	154	72.7	71	208	279	273	161-0	136	26	821	10.0	
1993-94																		
1994-95	49	1166	191	422	45.3	44	71	62.0	55	92	147	113	86-0	46	6	477	9.7	
1995-96	79	1758	79	253	59.1	81	103	78.5	65	191	256	138	138-0	85	9	669	8.5	
3 Years	210	5071	760	1721	44.2	237	328	72.3	191	491	682	524	385-0	267	41	1967	9.4	
OBINIA EKEZIE	42	732	79	182	43.4	72	93	77.4	69	110	179	11	129-2	22	12	233	5.5	
2004-05																		
LAPHONSO ELLIS	20	539	80	161	50.0	43	61	70.5	25	84	109	18	48-1	8	7	200	10.2	
1989-90	58	1309	209	464	45.0	66	95	69.5	98	192	290	59	134-1	32	25	487	8.4	
2 Years	78	1848	289	624	44.2	109	156	69.9	123	276	399	77	182-2	40	32	691	8.9	
MAURICE EVANS	80	1840	208	482	43.2	60	73	82.2	88	155	243	54	163-1	50	10	574	7.2	
2008-09	79	1317	175	393	44.5	46	61	75.4	59	95	154	48	125-3	34	17	453	5.7	
2010-11	47	837	79	201	39.3	24	29	85.7	23	61	84	30	74-0	16	5	210	4.5	
3 Years	206	3994	462	1076	42.9	130	162	80.2	170	311	481	132	362-0	100	32	1237	6.0	
DUANE FERRELL	41	231	35	83	42.2	30	44	68.2	19	22	41	10	33-0	7	6	100	2.4	
1988-89	14	29	4	15	35.7	2	6	33.3	3	4	7	2	3-0	1	0	12	0.9	
1989-90	78	1165	111	356	48.0	125	166	80.0	105	170	210	151	33-1	33	2	611	6.2	
1991-92	66	1598	331	632	52.4	166	218	75.9	105	105	170	92	134-0	49	17	839	12.7	
1992-93	82	1736	327	696	47.0	176	226	77.9	97	94	191	132	160-1	59	17	839	10.2	
1993-94	72	1155	184	379	48.5	144	184	78.3	62	67	129	65	85-0	44	16	513	7.1	
6 Years	353	5914	1053	2160	48.8	643	834	77.1	383	374	757	356	566-4	193	83	2778	7.9	
GREG FOSTER	33	205	44	95	46.3	13	18	72.2	24	32	56	10	41-0	3	9	101	3.1	
1992-93																		
MATT FREJJE	19	147	16	54	29.6	5	6	83.3	8	16	24	7	13-0	3	1	40	2.1	
2006-07																		
HIRAM FULLER	4	43	3	8	37.5	2	6	33.3	4	7	11	2	5-0	0	1	8	2.0	
2003-04																		
TERRY FURLOW	2	9	113	235	48.1	60	70	85.7	32	39	71	81	42-0	18	13	286	9.9	
1978-79	50	576	110	410	41.0	44	51	86.3	23	19	42	72	19-0	19	9	177	5.4	
2 Years	29	980	179	396	45.2	104	121	85.9	55	58	113	153	61-0	37	22	463	9.3	
THOMAS GARDNER	16	98	2	6	25.0	2	2	50.0	2	4	7	2	4-0	4	1	24	1.6	
2008-09																		
HERM GILLIAM	82	2337	345	774	44.6	145	173	83.8	—	—	335	377	232-3	—	—	835	10.2	
1971-72	76	2741	471	1007	46.8	123	150	82.0	—	—	399	482	257-8	—	—	1065	14.0	
1972-73	62	2003	384	846	45.4	106	134	79.1	61	206	267	355	190-5	134	18	874	14.1	
1973-74	60	1383	314	736	42.7	94	116	81.0	61	113	204	76	128-1	77	13	722	12.0	
4 Years	280	8474	1514	3363	45.0	468	570	82.1	137	334	1205	1384	803-17	211	31	3496	12.5	
JACK "Goose" GIVENS	84	1347	234	564	41.5	102	135	75.6	98	116	214	83	121-0	72	17	570	7.7	
1978-79	82	1254	182	473	38.5	106	128	82.8	114	128	242	59	132-1	51	19	470	5.7	
2 Years	156	2601	416	1037	40.1	208	263	79.1	212	244	456	142	253-1	123	36	1040	6.7	
MIKE "Stinger" GLENN	49	833	158	291	54.3	59	67	88.1	5	56	61	87	80-0	26	3	376	7.7	
1981-82	73	1124	166	414	51.8	16	74	90	16	74	90	125	132-0	30	9	534	7.3	
1983-84	81	1503	312	554	56.3	59	70	80.0	17	87	104	171	146-1	46	5	681	8.4	
1984-85	60	1126	928	388	58.8	62	76	81.6	20	61	81	122	74-0	27	0	518	8.6	
3 Years	263	4586	228	1677	55.3	251	302	83.1	58	278	336	505	432-1	129	17	2109	8.0	
DION GLOVER	30	446	66	171	38.6	51	70	72.9	15	23	38	27	28-0	15	4	195	6.5	
1999-00	57	329	105	258	40.7	69	92	75.0	38	39	77	69	32-0	19	10	238	4.1	
2000-01	55	1156	122	456	42.1	78	103	75.7	36	133	169	84	89-1	45	14	492	8.9	
2002-03	76	1890	277	648	42.7	127	162	78.2	141	146	282	141	146-0	71	15	737	9.7	
2003-04	55	1465	205	524	39.1	110	142	77.5	115	106	217	115	106-0	40	17	558	10.1	
5 Years	273	5886	681	2135	41.3	413	546	75.6	206	651	857	436	461-2	220	60	2318	8.5	
RICKY GRACE	3	8	2	3	66.7	0	0	0	0	1	1	1	3-0	0	0	4	1.3	
1993-94																		
PAUL "Snoop" GRAHAM	78	1718	305	682	44.7	126	170	74.1	72	159	231	175	193-3	96	21	791	10.1	
1991-92	80	1508	256	560	45.7	96	131	73.3	61	129	190	164	185-0	86	6	650	8.1	
1993-94	21	128	21	57	36.8	13	17	76.5	4	8	12	3	11-0	4	5	58	2.8	
3 Years	179	3354	582	1299	44.8	235	318	73.9	137	296	433	352	389-3	186	32	1499	8.4	
RONNIE GRANDISON	4	19	2	4	50.0	0	0	0	1	5	6	1	0-0	0	0	0	0.0	
1995-96																		
STEWART GRANGER	9	92	6	17	35.3	4	8	50.0	1	5	6	12	13-0	2	0	16	1.8	
1984-85																		
ED GRAY	30	472	77	202	38.1	55	65	84.6	9	36	45	34	73-0	15	11	227	7.6	
1997-98	30	337	53	182	29.1	37	37	100.0	7	21	28	12	30-0	12	1	146	4.9	
2 Years	60	809	130	384	33.9	83	102	81.4	16	57	73	46	103-0	27	12	373	6.2	
WILLIE GREEN	53	922	153	325	47.1	48	56	85.7	15	65	80	40	74-0	23	6	404	7.6	



ALL-TIME ROSTER: 1968 - 2014, CONT.

Table listing player statistics for the Hawks from 1968 to 2014. Columns include Year, GP, MINS, FGM, FGA, FG%, FTM, FTA, FT%, OR, DR, TR, AST, PF-D, STL, BS, PTS, and PPG. Rows list individual players with their career stats and the team they played for.

ALL-TIME ROSTER: 1968 - 2014, CONT.

Table listing player statistics for the Hawks from 1968 to 2014. Columns include Year, GP, MINS, FGM, FGA, FG%, FTM, FTA, FT%, OR, DR, TR, AST, PF-D, STL, BS, PTS, and PPG. Rows list individual players with their career stats and the team they played for.

HISTORY

HISTORY



ALL-TIME ROSTER: 1968 - 2014, CONT.

Table with columns: YEAR, GP, MINS, FGM, FGA, FG%, FTM, FTA, FT%, OR, DR, TR, AST, PF-D, STL, BS, PTS, PPG. Lists players from Pete Maravich to Anthony Morrow with their respective stats and teams.

ALL-TIME ROSTER: 1968 - 2014, CONT.

Table with columns: YEAR, GP, MINS, FGM, FGA, FG%, FTM, FTA, FT%, OR, DR, TR, AST, PF-D, STL, BS, PTS, PPG. Lists players from Hanno Mottola to Vladimir Radmanovic with their respective stats and teams.

HISTORY

HISTORY



ALL-TIME ROSTER: 1968 - 2014, CONT.

Table with columns: YEAR, GP, MINS, FGM, FGA, FG%, FTM, FTA, FT%, OR, DR, TR, AST, PF-D, STL, BS, PTS, PPG. Lists players like BLAIR RASMUSSEN, THEO RATLIFF, LEO RAUTINS, ZELIKO REBRACA, ELDRIDGE RECASNER, JEREMY RICHARDSON, ISMAH RIDER, BOB RILEY, GLENN "Doc" RIVERS, TONY ROBERTSON, LARRY ROBINSON, RUMEL ROBINSON, LEM "Truck" ROBINSON, WAYNE "Tree" ROLLINS, SEAN ROOKS, DAN ROUNDFIELD, WALKER D. RUSSELL, JUAN "Pope" SANCHEZ, JEFF SANDERS, DALE SCHLUETER, CRAIG SHELTON, PAUL SHIRLEY, LARRY SIEGFRIED, JEFF SHEPPARD, PAUL SILAS, DICKEY SIMPKINS.

ALL-TIME ROSTER: 1968 - 2014, CONT.

Table with columns: YEAR, GP, MINS, FGM, FGA, FG%, FTM, FTA, FT%, OR, DR, TR, AST, PF-D, STL, BS, PTS, PPG. Lists players like REGGIE SLATER, DONALD SLOAN, DONITA SMITH, JOE SMITH, JOSH SMITH, KEANY SMITH, LEON SMITH, RANDY SMITH, STEVE SMITH, TONY SMITH, MIKE SOJOURNER, ROBERT SPARROW, ANDRE SPENCER, JERRY STACKHOUSE, DESHAWN STEVENSON, MICHAEL STEWART, ALEX STVIRNS, SALIM STODAMIRE, MARK STRICKLAND, BOB SURA, PAPE SY, CLAUDE TERRY, JASON TERRY, REGGIE THEUS, ETAN THOMAS, JAMES THOMAS, JOHN THOMAS, DILON THOMPSON, RAY TOLBERT, ANTHONY TOLLIVER.

HISTORY

HISTORY



ALL-TIME ROSTER: 1968 - 2014, CONT.

Table with columns: YEAR, GP, MINS, FGM, FGA, FG%, FTM, FTA, FT%, OR, DR, TR, AST, PF-D, STL, BS, PTS, PPG. Lists player statistics for various years from 2012-13 back to 1968-69.

ALL-TIME ROSTER: 1968 - 2014, CONT.

Table with columns: YEAR, GP, MINS, FGM, FGA, FG%, FTM, FTA, FT%, OR, DR, TR, AST, PF-D, STL, BS, PTS, PPG. Continues player statistics from the previous table, including players like Dominique Wilkins, Mike Williams, and others.

HISTORY

HISTORY



ALL-TIME UNIFORM NUMBERS

No.	Player	No.	Player	No.	Player	No.	Player
0	Greg "Cadillac" Anderson		Alexander Volkov		Larry Robinson		Devin Harris
	Dickey Simpkins		Antoine Walker		Larry Siegfried		Gary Leonard
	Jeff Teague	9	Bob Pettit		Salim Stoudamire		John Long
00	Tony Delk	10	Don Adams		Donald Whiteside		Jelani McCoy
	Amal McCaskill		Drew Barry	21	Derrick Alston		Mamadou N'diaye
1	Josh Childress		John Battle		Clyde Bradshaw		Isaiah Rider
	Lloyd Daniels		Mike Bibby		Jack "Goose" Givens		Jeff Sanders
	Maurice Evans		Mookie Blaylock		Skip Harlicka		Tony Smith
	Stephen Jackson		Maurice Cheeks		Dominique Wilkins		Ray Tolbert
	DenMarr Johnson		Steve Hawes	22	Greg "Cadillac" Anderson		Gene Tomohlen
	Wes Matthews		Anthony Johnson		Dudley Bradley		Dwight Walter
	Travis Mays		Tyronn Lue		John Drew		Herb White
	Tracy McGrady		Pace Mannion		Ed Gray	35	Antoine Carr
	Jeremy Tyler		Don Ohl		Jim Jackson		Ronnie Grandison
	Ennis Whatley		Johan Petro		Reggie Jordan		Darrin Hancock
	Gus Williams		Joel Przybilla		Brevin Knight		Reggie Slater
	Leon Wood		Randy Wittman		Roy Marble		Mike Williams
2	Stacey Augmon	11	Drew Barry		Don May		Sty Williams
	Ira Bowman		Esteban Batista		Anthony Morrow	36	Royal Ivey
	Sean Colson		Jamal Crawford		Flip Murray		Etan Thomas
	Joe Johnson		Keith Edmonson		Rumeal Robinson		Rasheed Wallace
	Moses Malone		Shaler Hallimon		John Tschogl	38	Mikki Moore
	Anthony "Peg" Miller		Keith Herron	23	Lou Hudson	40	Jason Collier
	Nazr Mohamed		Sidney Lowe	24	Donnie Boyce		Gary Gregor
	James Nunnally		Matt Maloney		Jim Creighton		Antonio Harvey
	Walker D. Russell		Leo Rautins		Jim Davis		Durand "Rudy" Macklin
	Rory Sparrow		Craig Shelton		Cedric Henderson		Tim McCormick
3	Shareef Abdur-Rahim		Jacque Vaughn		Armond Hill		Mike McGee
	Cal Bowdler		Fred Vinson		Tom Inglesby		Mike Sojourner
	Craig Ehlo		Morlon Wiley		Anthony Johnson		John Vallely
	Thomas Gardner		Milt Williams		Juan "Pepe" Sanchez	41	Tom Barker
	Herm Gilliam		Ray Williams		Andre Spencer		Ron Behagen
	Al Harrington	12	Kenny Anderson		Reggie Theus		Sam Pellom
	Eddie Johnson		John Battle		Marvin Williams		Blair Rasmussen
	Slava Medvedenko		Speedy Claxton	25	Cory Benmin		Corey Smith
	Ken Norman		Bimbo Coles		Erick Dampier		Mark West
	Eldridge Recasner		Dan Dickau		Terry Furlow		Howard Wright
	Bob Sura		Steve Henson		Paul "Snoop" Graham	42	Elton Brand
	Damien Wilkins		John Jenkins		Grant Long		Len Chappell
	Lou Williams		Grady O'Malley		Eddie Mast		Don Collins
	Shammond Williams		Matt Maloney		Joe Merivether		Jeff Haliburton
4	Chris Crawford		Rodney Monroe		Glenn "Doc" Rivers		Connie Hawkins
	Matt Freije		Josh Powell	26	Kyle Korver		Walt Hazzard
	Acie Law IV		Zeljko Rebraca	27	Joe Caldwell		Tom Inglesby
	Paul Millsap		Bob Riley		Ollie Johnson		Henry James
	Ken Norman		Donald Sloan		Zaza Pachulia		Theo Ratliff
	Tony Robertson		Claude Terry	28	Andrew Lang		Jerry Stackhouse
	Anthony Tolliver		John Thomas		Ivano Newbill		Kevin Willis
	Anthony "Spud" Webb		Jim Washington	29	David Newmark		Rick Wilson
5	John Bagley	13	Ron Davis		Paul Silas		Lorenzo Wright
	Sergei Bazarevich		Boris Diaw		Mike Wilks	43	Lorenzo Charles
	DeMarre Carroll		Dwight Jones	30	Dahntay Jones		Clyde Lee
	Josh Davis		Hanno Mottölä		Wayne "Tree" Rollins		Grant Long
	Jerry Eaves		Glenn Robinson		Mark Strickland		Alex Stivrins
	Dion Glover		Gustavo Ayon	14	George Trapp	44	Ken Charles
	Danny Manning		Alfred "Butch" Beard	31	Hilton Armstrong		Art Collins
	Ken Norman		Charlie Criss		Zelmo Beaty		Greg Foster
	Billy Paulitz		Predrag "Peja" Drobnjak		Rickey Brown		Scott Hastings
	Eldridge Recasner		Tom Henderson		Bob Christian		Alan Henderson
	Josh Smith		Jim Les		Adam Keefe		Ivan Johnson
	Randy Smith		Ira Newble		Mike Muscala		Solomon Jones
	Tom Van Arsdale		Haywoode Workman		Brian Oliver		Bob Kaufman
	Freeman Williams	15	Emanuel Davis		Kenny Smith		Pete Maravich
6	Pero Antic		Hiram Fuller		Jason Terry		Michael Stewart
	Cal Bowdler		Ricky Grace	32	Bill Bridges		Trevor Wilson
	Cedric Bozeman		Richie Guerin		Boris Diaw	45	Randy Breuer
	Travis Hansen		Al Horford		Jon Koncak		Dexter Pittman
	Kirk Hinrich		Priest Lauderdale		Christian Laettner		Sean Rooks
	Jermaine Jackson		Alfred "Butch" Lee		Jeremy Richardson		Paul Shirley
	James Thomas		Sidney Moncrief		Dan Roundfield	50	John Brown
	Sedric Toney		Jeff Sheppard		Mike Scott		Mike Miller
	Mario West		Donte Smith		Joe Smith		Othello Hunter
7	Jared Cunningham		Mike Wilson		Bill Willoughby		Chris Washburn
	Dennis Duval	16	Tom Burleson	33	Michael Bradley	51	Todd Mundt
	Tom Gugliotta		Johnny Davis		Antoine Carr	52	Chucky Brown
	Tim Kempton		Anthony Grundy		Jerry Chambers		George Johnson
	Toni Kukoc		Jon Barry		Tyrone Corbin		James Lang
	Randy Livingston	17	Tom Hovasse		Duane Ferrell		Tom McMillen
	Roshown McLeod		Dennis Schröder		Willie Green	53	Mark Landsberger
	Dean Meminger		Brandon Williams		James McElroy		Cliff Levingston
	Jannero Pargo	19	Richie Guerin		Randolph Morris	54	John Edwards
	Wesley Person		Pape Sy		John Pinone		Obinna Ekezie
	Dion Thompson	20	Dion Thompson		Len Robinson		Tom McMillen
	Al Wood		Steve Bracey		John Wetzel		Lee Nailon
8	Walt Bellamy		LaPhonso Ellis		Sheldon Williams		Tom Payne
	Darvin Ham		Stewart Granger	34	Willie Burton		Dale Schlueter
	Anthony Johnson		Wilbur Holland		Jason Collins	55	Jordan Crawford
	Shelvin Mack		George Lehmann		Randy Denton		Dikembe Mutombo
	Andy Panko		Cartier Martin		Doug Edwards	77	Vladimir Radmanovic
	Steve Smith		Howard Nathan		Mike Glenn	92	DeShawn Stevenson

THE HISTORY OF THE HAWKS

FROM MILWAUKEE, TO ST. LOUIS, TO ATLANTA.

It was a setting made for Mark Twain. A banjo box gymnasium called Wharton Field House seating 6,000 on hardwood benches in a city, or should we say three cities, straddling the Mississippi River is where the Atlanta Hawks have their roots.

They were known as the Tri-City Blackhawks, one of the original members of the National Basketball Association after a mid-summer merger in 1949 of the 12-year-old National Basketball League and the four-year-old Basketball Association of America formed the new league.

The Illinois cities of Moline and Rock Island and Davenport, Iowa across the river formed the formal name of the neophyte Blackhawks, coached by Roger Potter.

In the opening game at Wharton Field House, the Blackhawks beat the old Denver Nuggets, 93-85. But after a string of six losses, Potter became the first former coach of the franchise, as he was replaced by Red Auerbach.

The first edition of the Blackhawks made the playoffs, despite being six games under .500, but dropped out in the first round to the Anderson Duffey Packers. Then the coach, better known as Red Auerbach, left for Boston and many green-and-white World Championship banners.

After two years and a grammatical change to Tri-Cities, the Blackhawks packed their bags and moved to Milwaukee. They shortened the nickname to the Hawks and struggled for four years, never winning more than 27 games and finishing last each season. But it was in Milwaukee where the Hawks made a draft choice that would solidify the franchise for years to come.

His name was Bob Pettit. A first-round draft choice from Louisiana State in 1954, Pettit played his entire 11-year career with the Hawks, moving with the club to St. Louis in 1955. He wrote nearly every record in the Hawks' record book and was a four-time MVP of the annual NBA All-Star game, more times than any other player in history.

From 1957 through 1961, the Hawks won five consecutive Western Conference titles. Pettit was the star of the show and had an excellent supporting cast with Cliff Hagan, Slater Martin, Charley Share and Ed Macauley.

In 1958, the Hawks captured their lone World Championship by defeating Boston, four games to two. On three other occasions during the five-year stretch, the Hawks advanced to the finals only to lose to the Celtics each time.

For no apparent reason, the Hawks turned sour during the 1961-62 season and had it not been for the expansion of the Chicago Packers, the club would have gone from first to last in just one year. It was the only spring the Hawks failed to qualify for the playoffs in the 13 seasons they spent in St. Louis.

Fortunately for the franchise, Harry Gallatin, the former All-Pro with the New York Knickerbockers, took over the reins the following season and guided the Hawks to a second-place finish and back into the playoffs. For his efforts, Gallatin became the first recipient of the NBA's Coach of the Year award.

But Gallatin couldn't put the Hawks back on top and was replaced in the middle of the 1964-65 season by Richie Guerin, another Knick standout. The club again made the playoffs but was upset in the opening round by the Baltimore Bullets, a team which finished under .500 and eight games behind the Hawks during the regular season.

After the playoff loss, Pettit took off his uniform for the last time. He wound up his career with a 26.4 scoring average topped by a 31.1 mark during the disappointing '61-'62 campaign. His rebounding standards were even more incredible, a career average of 16.2, and a single-season high of 20.3 set during the 1960-61 season. He was named first-team All-Pro in his first ten seasons in the league, and second-team in his 11th and final season. In 1970, Pettit was enshrined in the Basketball Hall of Fame, and his uniform #9 has been retired.

The Hawks were becoming a young team as was characterized by the early Pettit-led teams. A year later, Hagan was gone, representing the last remaining link to the '58 Championship team.

In their places were Lou Hudson, the number one pick in 1966, Zelmo Beaty, Joe Caldwell, Lenny Wilkens and Bill Bridges. By 1968, the Hawks added another Western Conference title with a record of 56-26 — at that time the best in the team's history — and Guerin became the Hawks' second Coach of the Year.

Then came the shocker.

During the broadcast of an Atlanta Braves baseball game, announcer Milo Hamilton told Atlanta fans the city was going to have a professional basketball team. It was, of course, the Hawks, a perennial NBA powerhouse, moving from St. Louis to Atlanta.

Bringing the team to the South were two of Atlanta's and Georgia's most respected gentlemen, businessman Thomas G. Cousins and former governor Carl E. Sanders. They acquired the club from Ben Kerner.



THE HISTORY OF THE HAWKS, CONT.

Skeptics viewed the move as one of disaster since Atlanta had no facility for professional basketball and noted that the area was a hotbed for football, and there was not room for both sports.

It goes without saying that they were wrong on both counts.

The Hawks received permission to play their games in Alexander Memorial Coliseum on the Georgia Tech campus until a new arena could be constructed. Five years later that realization came true when The Omni was completed.

Under Guerin, the Hawks were sensational the first two years in Atlanta. They won the Western Conference title again in 1970 and advanced to the conference finals both seasons before losing to the star-studded Los Angeles Lakers.

With the emergence of the American Basketball Association came the fall of the Hawks. The new league raided the NBA teams, offering big money to the NBA stars in order to build credibility. Beatty was the first to jump in 1969, and Caldwell followed a year later.

Though the Hawks drafted Pete Maravich, the college scoring champion from Louisiana State, in 1970, the team struggled into the playoffs the next two seasons. The club finished 10 games under .500 each year and couldn't get past the first round of the playoffs.

For the 1972-73 season, the Hawks moved into The Omni, then a 16,500-seat structure, with a new coach, Cotton Fitzsimmons. Behind the 27.1 scoring average of Hudson, the Hawks responded to the new surroundings by reversing the record of the previous year.

The next year, however, the Hawks failed to make a playoff appearance for the first time in 12 seasons, and second in 19. Only another expansion team, this time the New Orleans Jazz, kept the club from plummeting into last place. The first move to rectify the situation was to trade Maravich to New Orleans for a slew of draft choices.

Owning the first and third selections in the 1975 NBA College Draft, the Hawks chose David Thompson from North Carolina State and Marvin Webster from Morgan State. The NBA-ABA bidding war was at its peak and both players opted for the Denver Nuggets of the rival league.

The team lost 51 games, the most in thirteen years, and tumbled into last place for the first time since the team left Milwaukee. Fitzsimmons lost his job eight games from the end (1975-76).

The bright spot on the club was the emergence of John Drew, a second-round pick in 1974, as one of the premier offensive players in the league. Drew, who was Basketball Weekly's Rookie of the Year for 1974-75 while leading the league in offensive rebounds, averaged 21.4 points per game in his second season.

Rumors abounded that a move was imminent, and that a new owner was soon to purchase the team; but Hubie Brown, who coached the Kentucky Colonels to the 1975 NBA Championship, took over the team and promptly began to change the team's image. Midway through the 1976-77 season (January '77), half of the rumor became reality as R.E. "Ted" Turner, owner of the Braves and WTCG-TV, bought the club but stated the team would remain in Atlanta.

Hudson, an 11-year veteran of 730 NBA games, all in a Hawks uniform, was traded to Los Angeles (Lakers) as a youth movement was instituted. The #23 worn by Hudson was retired on the Lakers' first visit to the Omni, marking the second Hawks number to be retired. The two men so honored to that point, Pettit and Hudson, shared the Atlanta record for the most points scored in one game: 57.

Brown's first team suffered through a difficult initial year ('76-'77) by finishing in sixth place in their division with a 31-51 record. The team made a dramatic turnaround just one year later (1977-78), becoming the Cinderella team of the NBA, by advancing to the playoffs for the first time in five years. Brown was named NBA Coach of the Year as the fans became "Hubie's Sixth Man." In addition to Brown's coaching, Atlanta's move forward was sparked by two rookies who would have an impact in the team's history for years to come.

Seven-foot-two center Wayne "Tree" Rollins was selected by the Hawks in the first round of the NBA draft to secure the middle for the team. The Hawks' other impact pick was 6-2 guard Eddie Johnson. These two additions, along with a proven veteran like Drew, would comprise the nucleus of the team.

The Hawks were again playoff participants in 1978-79, but it was just a building block for the following season. Atlanta added forward Dan Roundfield that season and his play, along with the other players, brought the Central Division title to Atlanta in 1979-80. The squad finished with a 50-32 mark, and a first-place finish for the first time in nine years, and three players, Drew, Johnson and Roundfield, participated in the 1980 NBA All-Star game.

After just one season at the top, the Hawks fell 20 games under the .500 mark (1980-81), finishing 31-51 and out of the playoffs for the first time in four years.

Atlanta replaced Brown as coach with former New York/New Jersey Nets coach Kevin Loughery, and he led the Hawks back to the playoffs during both of his seasons in Atlanta (1981-82 and 1982-83) before

THE HISTORY OF THE HAWKS, CONT.

leaving the team following his final year for another coaching position.

The Hawks' biggest move during Loughery's tenure was made off the court on September 3, 1982. The team traded players John Drew and Freeman Williams plus cash to the Utah Jazz in exchange for Dominique Wilkins, who they had selected that year in the NBA draft. Wilkins, a former All-American player at the University of Georgia, was a unanimous choice to the NBA All-Rookie first team in his rookie season, which was a preview of coming attractions.

Former Hawks assistant Michael Fratello was named to succeed Loughery as the Atlanta franchise's fifth head coach, and he promptly led the Hawks to their third consecutive playoff appearance in 1983-84.

Seeking to change their fortunes and join the NBA elite teams, Atlanta implemented their second youth movement. The Hawks introduced a three-year rebuilding plan in 1984-85 that would hopefully bring the team closer to a championship.

The movement started with the Hawks dealing Roundfield to the Detroit Pistons for forwards Cliff Levingston and Antoine Carr and two future draft picks. Roundfield concluded his six-year career with three All-Star seasons and a 17.6 points-per-game average. In addition to acquiring the youthful forwards, Atlanta drafted another big man in 7-0 center Kevin Willis of Michigan State. Willis' size and speed for an inside player would give the Hawks added depth in the frontcourt. The task of rebuilding was a long and difficult process for Fratello and the Hawks that season as the club finished 34-48 and out of the playoffs for only the second time in eight years.

As a result of missing the playoffs, there was some consolation as the team prepared for the '85-'86 season. The Hawks were allowed to participate in the NBA's first draft lottery (where the seven teams not making the playoffs were allowed to draw for the top seven picks in the 1985 draft), and with the fifth selection, Atlanta grabbed another seven-footer, SMU's Jon Koncak.

One of Atlanta's interesting free agent signings that season was 5-7 guard Anthony "Spud" Webb from N.C. State. A diminutive athlete who defied the odds of making an NBA roster, Webb electrified fans throughout the league with his speed and incredible jumping ability (42 inches). That talent was showcased at the 1986 NBA All-Star Weekend, as Webb defeated his teammate and defending champion Wilkins in the '86 Slam Dunk contest.

Despite the loss of his "crown," Wilkins became the first Atlanta player to lead the NBA in scoring after averaging 30.3 points in '85-'86. He was also honored with his first appearance in the NBA All-Star game, and he was also named to the first-team All-NBA squad.

As a team, the Hawks tied franchise marks for most wins in a season (50) and best home record (34-7), and their 50-32 record, which was second in the Central Division, was the league's biggest turnaround (+16 games) from the previous campaign. For his efforts, Fratello was named Haggard/NBA Coach of the Year.

With the high expectations of the 1986-'87 season awaiting them, the Hawks provided another year of outstanding play. A franchise record 57 wins capped an extraordinary season that saw Atlanta win the Central Division title. With the third-best record in the NBA, the Hawks established themselves among the league's elite teams, and with the combination of talent and athletic ability, they became one of the NBA's most popular teams. Wilkins finished second among the league's leaders in scoring with a 29.0 average, and was voted an All-Star starter for the first time in his career (his second appearance overall).

Several individual records were also established as Glenn "Doc" Rivers broke Atlanta's single-season assist record with 823, which also ranked him fourth in the NBA (10.0 average). Rollins moved into second place on the NBA's all-time blocked shots list, and Mike McGee set an all-time team mark for three-point goals (86) and attempts (229). The team made the playoffs for the second straight season and defeated Indiana in the first round, but faltered in the second round and lost to the Detroit Pistons.

The following season ('87-'88), the Hawks were replaced as division champs by Detroit, as Atlanta concluded the season four games out of first place with a 50-32 record. Highlighting the year's achievements was the first appearance by a Hawks coach in the annual NBA All-Star game, as Mike Fratello earned the spot after Atlanta placed the best record in the Eastern Conference over the first half of the season. Joining Fratello on the victorious East squad were Wilkins and Rivers, who scored 29 and nine points respectively.

An exciting seven-game second-round playoff series against Boston ended the Hawks' quest for a possible championship series berth, but Atlanta followers, who during the season set new attendance records in The Omni, anxiously awaited the start of the 1988-89 year as the Hawks made two off-season acquisitions to challenge for the NBA championship.

With the addition of Moses Malone and Reggie Theus, many prognosticators around the country believed the Hawks would pose a serious threat for the club's second NBA title, but that was prior to the monumental loss of Willis, who would miss all 82 games with a fracture in his left foot. Despite the absence of the seven-foot forward, Atlanta ended the season with its fourth straight 50-win campaign (which at that time



THE HISTORY OF THE HAWKS, CONT.

was the longest current streak in the Eastern Conference).

But what most will remember about the Hawks' '88-'89 season is the disappointing end to their title dreams, as the Milwaukee Bucks, who were beaten in all six regular season meetings with Atlanta, upset the Hawks in the first round of the NBA playoffs, three games to two.

The Hawks continued to struggle in 1989-90 as injuries plagued the team over much of the season, forcing them to miss the playoffs for the first time in five years. With a 41-41 record, Atlanta dropped to sixth place in the Central Division.

As a result, Michael Fratello resigned as head coach on April 23, 1990 and was replaced on May 22 by former NBA player and San Antonio Head Coach Bob Weiss.

On the strength of a 22-game home winning streak, Atlanta returned to the playoffs and pushed the two-time defending champion Detroit Pistons to five games before the curtains fell on the 1990-91 season.

Weiss' coaching approach wasn't lost on Hawks fans, as well as the rest of the league, and was certainly evident in December when he was named Digital/NBA Coach of the Month as Atlanta streaked to an 11-3 record.

The season also brought improved play from Wilkins, who soared to his sixth NBA All-Star Game appearance in addition to Player of the Week (in January) and Month (in February) honors. While leading the team in scoring for the eighth straight season, he led the team for the first time in rebounding, and finished third in assists.

Unfortunately for the Hawks, January 28, 1992 was the telling blow of the 1991-92 season. Prior to that evening's game against Philadelphia, Wilkins was selected as a reserve for the Eastern Conference All-Star Game and was looking forward to the opportunity to become the 17th player in league history to reach the 20,000-point level. In the second quarter (with 5:32 remaining), the 6-8 forward, whose 28.1 scoring average trailed only Chicago's Michael Jordan, suffered a ruptured right achilles tendon injury which forced him to miss the remainder of the season.

At the time, Atlanta's record was 22-20. Without their veteran, the Hawks finished 16-24 and surprisingly, only one game away from making the 1992 NBA Playoffs. It came down to the final regular season game of the season, and if not for a 112-108 loss at Cleveland, Weiss' squad would have capped off an injury-filled campaign by earning an opening round playoff berth against Chicago.

Not only were the Hawks without the services of Wilkins for the final 40 games, but the outside shooting of Travis Mays was absent for 80 games after he suffered tendon problems in his right ankle after the second game of the year.

While deserving of an All-Star position prior to replacing his fallen teammate, center Kevin Willis' production was worthy of praise. After years of unfulfilled expectations, he led Atlanta in scoring (18.3), rebounding (15.5) and minutes played (2,962). His work on the boards (which also placed him second in the NBA) enabled him to become Atlanta's all-time season rebounding leader (1,258), and his 33 rebounds against Washington was an Atlanta game record.

The 1992-93 season saw the previous season's goal attained: the Hawks finished 43-39 and met the Chicago Bulls in the first round of the playoffs. An appearance in the playoffs had alternately seemed likely and impossible throughout this tumultuous season. To begin the season, Wilkins returned to the court after his career-threatening achilles injury to score his 20,000th point and become only the 17th NBA player to do so. Atlanta gained a true point guard from the New Jersey Nets as Rumeal Robinson was traded away for Nets guard Mookie Blaylock. Blaylock provided the leadership and ball distribution that the Hawks so desperately needed, and the season showed potential.

Although the first half of the season was spent in the depths of mediocrity, there were some bright spots. On February 2, Wilkins scored 31 points against Seattle to become the franchise's all-time leading scorer by breaking Bob Pettit's long-standing record of 20,880.

Slated to face the Bulls in the first round of the NBA Playoffs, the games went quickly, with Chicago sweeping the Hawks in three en route to their third straight NBA title.

Immediately after the season, the Hawks announced that Weiss would not have his contract extended. The search for a new coach began in April and ended on June 1, when former Cavaliers Head Coach Lenny Wilkens rejoined the franchise. Wilkens, who spent eight years with the Hawks in St. Louis and entered the 1993-94 season 69 victories behind Arnold "Red" Auerbach's league-record total of 938 career coaching wins, brought longtime assistant coaches Dick Helm and Brian Winters with him in the move to Atlanta and began to look at the talent he was handed. With the draft at hand and a #15 first-round pick, the Hawks took Doug Edwards, a 6-7 forward known for his defense and passing, a perfect complement to the Hawks' squad.

While it was believed Wilkens and his staff would improve the Hawks fortunes, no one imagined the results would be so immediate. The 1993-94 season brought the franchise's third Central Division cham-

THE HISTORY OF THE HAWKS, CONT.

ionship, a 57-25 record (the best in the Eastern Conference), and the first IBM/NBA Coach of the Year award for Wilkens, who also earned his fourth All-Star coaching assignment by leading the Eastern Conference All-Stars during the 1994 Game in Minneapolis.

Blaylock's season was also highlighted by his first appearance in the NBA All-Star Game, joining fellow teammate Wilkins and the Hawks coaching staff on the Eastern Conference squad.

For Wilkins however, his All-Star showing would be his last in an Atlanta uniform, when on February 24, the Hawks traded their future Hall-of-Famer and a number one draft pick to the Clippers for Danny Manning, ending a 12-year career in Hot-lanta. Wilkins, who began the 1994-95 season in Boston, concluded his days in Atlanta as the franchise leader in numerous categories including games played (882), minutes played (32,542), steals (1,245), points scored (23,292) and scoring average (26.4).

The 1994-95 season began with a bang, as two games into the season the Hawks traded Kevin Willis, who ranked among Hawks all-time leaders in every rebounding category. In exchange for Willis and a future first-round pick, Atlanta received Steve Smith and Grant Long from the Heat, who helped form the cornerstone for the future of the franchise.

Adjusting to the change in team chemistry didn't come easily. The Hawks came out of the gates slowly for the second consecutive year, before eventually recovering to the .500 mark (30-30) on March 10.

The highlight of the season was Lenny Wilkens' pursuit of Red Auerbach's all-time NBA wins mark of 939.

After trying unsuccessfully three times to deliver the record breaking win, the stage was set for a home game against Washington on January 6. Behind 23 points from Ken Norman, Atlanta pulled away early, eventually winning 112-90.

Going into the playoffs, Atlanta was playing their best ball of the season, getting solid contributions all around.

Unfortunately for the Hawks, their first round opponent was the Central Division champion (and Atlanta arch-rival) Indiana Pacers, a tough, veteran club as well. The Pacers were on top of their game and swept the Hawks, 3-0.

Going into the 1995-96 season, the Hawks hoped to return to the upper echelon of the Eastern Conference as their nucleus continued to grow stronger with experience. Atlanta felt they had the right mix to contend again immediately.

The season turned for the better on the night of January 7, as the team was stranded in New Jersey, due to the Blizzard of '96. After having a contest with the Nets postponed, the Hawks came home and reeled off 10 consecutive wins.

As the Hawks rolled toward the playoffs, the team hit a couple of bumps, losing three straight home games at one point in the final month of the season. But a win at Miami on the last day of the season sealed the sixth playoff spot for the Hawks, where they would face the Pacers for the third consecutive year.

When Reggie Miller's three-point attempt at the final buzzer rimmed out, the Hawks had prevailed in an exciting five-game series.

Although the Hawks fell to the Orlando Magic in the second round of the playoffs in five games (4-1), they didn't go down without a fight.

The acquisition of Dikembe Mutombo in 1996 gave Atlanta the big defensive presence in the middle they lacked since "Tree" Rollins. Mutombo's combination of shot blocking and rebounding ability is unparalleled in the NBA.

As the 1996-97 season began, the Hawks featured four All-Star caliber players and Dream Team III head coach Lenny Wilkens at the helm.

The addition of Mutombo, along with the movement of Laettner to his natural position, helped lead Atlanta to 56 wins (one off the franchise record), including a 20-game home winning streak and a franchise-tying 36 home wins.

Over the first two months of the season, the Hawks went 16-11, setting the stage for a record January. Atlanta went 14-2 that month, the most wins in a single month in franchise history. The Hawks reeled off 10 straight wins, equalling the fourth-best win streak in Atlanta history.

The Hawks pulled out a 3-2 win in the first round of the playoffs against the Pistons, setting the stage for a showdown with the Bulls.

After almost pulling out game one in Chicago, the Hawks did the unthinkable, winning at the United Center, and becoming the first team to win a road playoff game there since 1995. But the Bulls reeled off the next three games to win the series.

Mookie Blaylock turned in another solid season, leading the NBA in steals (2.7) for the first time, while Mutombo finished second in the league in blocked shots (3.3) and rebounding (11.6).



THE HISTORY OF THE HAWKS, CONT.

The Hawks pulled out a 3-2 win in the first round of the playoffs against the Pistons.

After almost pulling out game one of Round Two in Chicago, the Hawks did the unthinkable, winning at the United Center, and becoming the first team to win a road playoff game there since 1995. But the Bulls reeled off the next three games to win the series.

The Hawks success brought individual honors to a couple of players as Mutombo took home the NBA's Defensive Player of the Year Award and a first-team All-Defensive honor. Blaylock also received consideration for the All-Defensive team, garnering second team honors.

The start of the 1997-98 season brought an unparalleled level of excitement over the city. The Hawks began the season with a franchise record 11-game winning streak, tying the fifth-best start in NBA history.

The rest of the season didn't live up to the first month's promise, however, as Atlanta posted a 5-8 mark in December followed by a 9-8 January, which led to a 29-20 mark after the All-Star break.

After finishing fifth overall in the conference, the Hawks solidified a first-round playoff matchup with the Charlotte Hornets, a team Atlanta had swept, 4-0, during the regular season.

The playoffs didn't hold true to form, as the Hornets surprised the Hawks, winning the series, 3-1, and moving on to face eventual champion Chicago in the second round.

Alan Henderson was named as the league's Most Improved Player after posting career-highs in points (14.3), rebounds (6.4), assists (1.1), shooting percentage (.485) and free throw percentage (.652).

The 1998-99 season was memorable for many reasons. A season cut short by the NBA's first work stoppage (lockout), Atlanta put together a 31-19 mark, just two games off the best mark in the Eastern Conference.

The Hawks finished up 2-1 in May, and headed into the playoffs with the fourth seed.

The playoffs also proved to be a make-or-break proposition, as Atlanta took a 3-2 first round win over Detroit, but followed it with a difficult 4-0 second round loss to eventual Eastern Conference finalist New York.

The 1999 offseason was one of great transition, as the Hawks traded the longtime backcourt tandem of Mookie Blaylock and Steve Smith.

As the team moved into their new home, Philips Arena, the youthful and athletic direction of the team promised to be exciting.

The 1999-2000 saw the opening of the state-of-the-art Philips Arena, where the Hawks recorded a 21-20 mark on the campaign. Early on, after pulling even at a 9-9 mark, the Hawks went just 19-45 the remainder of the season.

Rookie Jason Terry brought hope for the future, as the 10th overall pick was named to the NBA's All-Rookie second team.

Dikembe Mutombo was once again named to the Eastern Conference All-Star team and won the NBA rebounding title for the first time in his career. He also finished second in blocked shots and field goal percentage.

Following the season, head coach Lenny Wilkens elected to resign his position, setting the stage for the Lon Kruger era. Kruger, who spent 18 years as a college coach at Pan American, Kansas State, Florida and Illinois looked to duplicate his success on the pro level.

While 2000-01 was not a successful season from a won-loss standpoint, a strong foundation was laid, and the subsequent offseason provided an excitement level unmatched in recent years.

Despite being on the losing end of the most contests in franchise history (57), Lon Kruger's group showed outstanding effort on a nightly basis and the team's attitude did not go unnoticed.

Jason Terry avoided the sophomore jinx in a big way leading the team with 19.7 ppg, the highest by a Hawk since Steve Smith's 20.1 output in 1997-98.

A mid-season trade changed the look of the team's future, as center Dikembe Mutombo was traded to the Philadelphia 76ers for three talents - Theo Ratliff, Toni Kukoc and Nazr Mohammed.

Ratliff was named the Eastern Conference's starting center in the 2001 NBA All-Star Game, but was unable to play due to a fractured wrist. That injury also pushed his Hawks debut back to the 2001-02 season.

Three-time NBA champ Kukoc and the unheralded Mohammed both made major contributions, with Mohammed playing so well he was re-signed in the offseason.

The draft day acquisition of the Grizzlies' Shareef-Abdur Rahim provided a tremendous amount of buzz around the league, as the experienced, yet young 2000 U.S. Olympian will now lead his hometown team.

Injuries became a major story of 2001-02, as the Hawks lost an NBA-high 319 games due to injury/illness.

While there were some terrific individual performances — Shareef Abdur Rahim's All-Star appearance, 50-point game and all-around consistent play - the loss of Theo Ratliff for 79 of the season's 82 games

THE HISTORY OF THE HAWKS, CONT.

proved too much to overcome in a 33-49 campaign.

Jason Terry also shined, averaging 19.3 ppg (his second straight season over 19 ppg), while the exciting DerMarr Johnson showed significant development over his rookie season.

The Hawks delivered a solid performance over the second half of the season, going 17-16 following the All-Star break (after a 16-33 first half).

Ira Newble, signed in mid-January, brought a toughness and defensive presence to the club, starting 35 of 42 games in which he played.

The summer of 2002 saw another draft night trade, as the Hawks acquired Gonzaga point guard Dan Dickau from the Sacramento Kings in exchange for a future first round pick. In the second round, Atlanta selected Australian David Andersen (37th overall).

An early August trade added All-Star forward Glenn Robinson to the Hawks roster, bringing one of the league's best mid-range shooters and scorers to the Atlanta roster.

There were very high expectations entering the 2002-03 season.

After a 6-4 start through 10 games, the Hawks dropped 12 of 17, costing head coach Lon Kruger his job. Assistant coach Terry Stotts replaced Kruger and had a rough start as well, going 3-11.

But the Hawks showed signs of life in mid-January, and really began playing solidly following the All-Star break.

Speaking of All-Star, the 2003 classic, held at Philips Arena, was certainly a highlight for the franchise and the city, as the first-ever double overtime All-Star game ended with a 155-145 West win. Kevin Garnett (37 points) secured MVP honors in Michael Jordan's final All-Star appearance.

Atlanta produced a 16-17 mark following the break, and posted a 6-2 mark in April. Glenn Robinson, Shareef Abdur-Rahim and Jason Terry combined to average 57.9 ppg, becoming the highest-scoring trio in the league on the season. Additionally, center Theo Ratliff returned to All-Star form in the season's second half.

After the first part of the 2003-04 season didn't go as planned, General Manager Billy Knight decided major changes had to be made for the franchise to move forward. His vision included adding young, versatile and athletic players, and taking no shortcuts to build a long-term winner.

Over a 10-day span in February, Knight pulled off three major trades, leaving the Hawks with massive salary cap room for the summer of 2004.

In another move that changed the shape of the franchise, the Hawks were sold to a nine-man ownership group led by businessmen Bruce Levenson and Michael Gearon on March 31, 2004.

On the court, Stephen Jackson had a breakout season, while rookies Boris Diaw and Travis Hansen showed signs of things to come.

Leading into 2004-05, the Hawks made several roster moves, including the acquisitions of veterans Al Harrington, Antoine Walker, Tony Delk, Peja Stojak and Kenny Anderson, and the return of former Hawks Kevin Willis and Jon Barry. Additionally, the team stocked up with four draft picks — Josh Childress (sixth overall), Josh Smith (17th), Donta Smith (34th) and Royal Ivey (37th).

By the time the smoke cleared, only two players remained on the roster (Chris Crawford and Boris Diaw) from the start of the previous season.

The season was a frustrating one in some ways (with a 13-69 finish), but also led to opportunities for the team's young nucleus to get significant playing time as the season went along.

Childress and Smith especially made progress, with both earning NBA second-team All-Rookie honors after solid rookie campaigns.

The high-flying Smith captured the imagination of the entire league on All-Star Weekend in Denver, single-handedly rejuvenating the Slam Dunk Contest in the process. The 19-year-old rookie put together four devastating dunks (three earned perfect 50's) en route to earning the title.

In the 2005-06 campaign, the young Hawks showed significant progress, both individually and team-wise. The addition of the multi-talented Joe Johnson was a huge step for the franchise, as was the drafting of Marvin Williams (2nd overall) and Salim Stoudamire (31st overall).

After a blockbuster trade to acquire him prior to the season, Johnson was everything the team expected and more, coming up with four 40+ point games, the most since Dominique Wilkins' eight in 1992-93, leading the team in several offensive categories, breaking the franchise's single-season record for minutes played and earning a spot on the prestigious USA Senior National Team program.

Another offseason acquisition, restricted free agent signee Zaza Pachulia, proved to be a great find in the pivot. Second-year man Josh Smith came on especially strong after the All-Star break, and finished second in the NBA in total blocks. Williams and Stoudamire showed promise as well, the former improving his scoring and rebounding every month.

The club went 26-56, doubling the previous season's win total, improving more than all but two teams



THE HISTORY OF THE HAWKS, CONT.

in the league. With the club believed to be the youngest in NBA history (avg. age – 23), the sky seems to be the limit.

In September of 2006, the franchise (and fans around the world) celebrated the induction of legend Dominique Wilkins into the Naismith Basketball Hall of Fame, as he took his rightful place among the immortals of the sport.

The 2006-07 campaign saw continued growth of the team's exciting young core, despite a devastating rash of injuries. Four of the team's top seven players missed 20 or more games, and Atlanta only had six games with all top seven players healthy.

Joe Johnson stepped up as one of the elite players in the league, ranking ninth in the NBA in scoring (25.0), while earning the team's first All-Star berth since 2002. Johnson missed the first games of his six-year career due to injury (missing 25 total), yet recorded 19 30-point games, and set a franchise record by beginning the season with seven consecutive games scoring 25 or more.

Josh Smith was outstanding as well, placing second in the league in blocks (207), in the process of becoming the youngest player in NBA history (21 years, 88 days) to reach the 500-block milestone. But his all-around game began to catch up as well, as he was one of just three men in the league to rank in the top 20 in blocks, steals and rebounds.

Still the youngest team in the NBA, Atlanta saw its win total improve for the third straight season (Hawks finished 30-52), as all five of the team's top players (Johnson, Smith, Josh Childress, Marvin Williams and Zaza Pachulia) finished with career-high scoring numbers.

The Hawks' patience over the last several years paid off in the 2007-08 season. After recording a 37-45 mark and reaching postseason play for the first time since 1999, Atlanta took the NBA's top regular season team and eventual champion (Boston) to seven games, before falling 4-3 in the thrilling first round series. The home contests (all Hawks wins) in particular generated tremendous support from the Philips Arena faithful, and raised eyebrows around the NBA.

Veteran point guard Mike Bibby was added to the roster at the trade deadline, and the Hawks' picked it up offensively in the second half of the season, playing their way into the playoff picture.

Several Hawks players pushed their games to the next level — Joe Johnson earned his second straight All-Star berth, Josh Smith again finished second in the league in blocks (and placed sixth in Defensive Player of the Year voting), Al Horford was the only unanimous selection to the NBA All-Rookie team (finishing as the runner-up for Rookie of the Year) and Josh Childress was sixth in voting for the NBA's Sixth Man Award.

The momentum generated in the 2007-08 playoffs certainly carried over into the 2008-09 regular season, as Atlanta recorded its best (and first .500 or better) campaign in 10 years.

Sporting one of the league's best home records (31-10), the Hawks improved their overall mark for the fourth straight year, going 47-35, finishing second in the Southeast Division and fourth in the Eastern Conference.

Joe Johnson made the All-Star game for the third straight season, and hit the 10,000 career point plateau on Jan. 31.

Atlanta reached the Eastern Conference semifinals (also for the first time since 1999), as they took out Miami, 4-3 in the first round, before falling, 4-0, to Cleveland.

The still-young team looked to continue that momentum in 2009-10.

The 2009-10 campaign was notable for many reasons, not the least of which was the Hawks recording 53 wins, a superlative 34 home victories and once again advancing to the second round of the playoffs for the second straight season.

While much of the '08-'09 team returned for '09-'10, a new face provided a major difference off the bench. Veteran Jamal Crawford, who was acquired in the summer of 2009, eagerly accepted and thrived in his substitute role, earning NBA Sixth Man of the Year honors.

Joe Johnson was named an All-Star for the fourth straight season, and took home his first berth on the All-NBA team (third team). Josh Smith was runner-up to childhood friend Dwight Howard for Defensive Player of the Year honors, and made the NBA All-Defensive second team.

Second-year big man Al Horford earned his first All-Star berth, giving Atlanta two players in the game for the first time in 12 years.

After beating Milwaukee in the first round, the Hawks ran into a hot Orlando Magic squad in round two, suffering a 4-0 sweep in the Conference Semifinals for the second consecutive year.

Looking to take another step forward, the club installed longtime assistant coach Larry Drew as the club's new head coach, after 27 combined seasons in the NBA as a player and coach.

He led the club to a red-hot 6-0 start (the best by a first-year head coach in Atlanta history) and in the season's first half, the Hawks became a dangerous road team, while maintaining their home dominance.

THE HISTORY OF THE HAWKS, CONT.

Atlanta enjoyed a 10-game home win streak, as well as a six-game road win streak, during the campaign.

After securing a playoff spot in early April, the Hawks rested most of their primary players, and finished off with a 44-38 mark, good for fifth in the East, earning a rematch with Orlando in the first round of the 2011 NBA Playoffs.

After taking the series opener in a hostile environment in Orlando, the Hawks controlled most of the games, earning a 4-2 series win, and a measure of sweet revenge from the embarrassing loss in the '10 Playoffs.

But Atlanta couldn't get past the NBA's best team during the regular season, the Chicago Bulls, in the Eastern Conference Semifinals. Tied at two games each, and holding a lead in the fourth quarter of game five, the Hawks couldn't hang on. After losing the fifth game, Atlanta came home and fell in game six.

But progress was certainly made, as the Hawks played their best basketball during the postseason.

The 2011-12 regular season was notable for several reasons. Shortened to 66-games by a work stoppage, the campaign tipped off on December 27 as the Hawks played nine games in the first 12 days.

Despite a number of major injuries to key players (including the loss of All-Pro center Al Horford for the remainder of the season after just 11 games), the Hawks persevered through the sprint, ending the season taking five-of-the-last-six to finish the season at 40-26, an equivalent to a 50-win season during a regular 82-game campaign.

In fact, Atlanta finished with the fourth-best record in the East, taking home court advantage in the first round against Atlantic Division champion and longtime nemesis Boston.

After the Hawks took game one of the series, the veteran Celtics bounced back to win three-in-a-row. After Atlanta trimmed the deficit to 3-2, they went to TD Garden and nearly pulled out a game six victory to extend the season. But some bad breaks down the stretch cost them, and the Hawks fell to the Celtics, 4-2.

Despite not reaching the second round of the Playoffs for the first time in four years, Atlanta had a lot to be proud of -- overcoming the injuries and rugged schedule to take 40 regular season wins, and taking a tough Celtics bunch to the wire.

Entering 2012-13, the Hawks' roster had a different look than the one that finished the prior season, as veterans Joe Johnson (Brooklyn) and Marvin Williams (Utah) were dealt in the offseason. But with the returning trio of Al Horford, Josh Smith and Jeff Teague, plus a collection of outside shooting threats, Atlanta looked to make postseason for the sixth straight year.

In an excellent position for much of the year, Atlanta finished up second in the Southeast Division and sixth in the East with a 44-38 mark, setting up a first-round matchup with the physical Indiana Pacers. Trailing 2-0 after tough losses in Indy, Atlanta roared back with two solid home wins behind revved up crowds at Philips Arena. After dropping Game 5 at Indiana, Atlanta trailed late in Game 6 but fought back again, only to fall short and lose the series.

Injuries were again a story, as key rotation players Lou Williams (14.1 points per game in 39 contests before tearing his right ACL) and Zaza Pachulia (5.9 points and 6.5 rebounds in 52 games prior to suffering an Achilles injury) missed extended portions of the season, including the playoff series.

The summer of 2013 saw even more changes as Mike Budenholzer became the franchise's 12th full-time head coach.

The Hawks opened the season incorporating many new faces and held their ground, carrying a 16-13 mark after a double-overtime win in Cleveland on 12/26. Unfortunately that would be the final game of the season for two-time All-Star Al Horford, who tore his right pectoral muscle two years after tearing his left.

Atlanta was able to maintain, reaching a 25-25 mark through 50 games, but a multitude of other injuries to key players began to take their toll.

The Hawks had a rough February and early March, but from March 10 on recorded a 12-9 mark to secure a playoff berth, the franchise's seventh in a row, the longest active streak in the Eastern Conference. Atlanta finished the regular season at 38-44.

Atlanta almost pulled a major first-round upset, losing to the top-seeded Indiana Pacers in a hard-fought and competitive seven-game series. The Hawks led 2-1 and 3-2 during the course of the series but couldn't close out the favored Pacers.

Among many impressive performances was the first All-Star season of Paul Millsap's eight-year career. An offseason signee as an unrestricted free agent, Millsap was outstanding and became a focal point of Atlanta's offensive attack.

Jeff Teague, Kyle Korver and DeMarre Carroll also enjoyed solid seasons, second-year men Mike Scott and Shelvin Mack made tremendous strides in becoming every day contributors and rookie Pero Antic (named to the Rookie-Sophomore game) along with veteran Elton Brand provided help in the post in Horford's absence.

Korver set an NBA record, making a three-pointer in 90 straight games, set on 12/6/13 vs. Cleveland (the mark eventually reached 127 consecutive).



HAWKS RETIRED JERSEYS



Lou Hudson




Bob Pettit




Dominique Wilkins

Uniform Illustrations - Mitch Rood (Hudson/Pettit) / Jordan Shorthouse (Wilkins)

HAWKS PRIMARY LOGOS



St. Louis Hawks
pre-Atlanta



Atlanta Hawks
1969-70



Honorary Banner



Atlanta Hawks
1970-72



Atlanta Hawks
1972-1995



Atlanta Hawks
Primary Mark
1995-2007



Atlanta Hawks
Secondary Mark
2001-2007



Atlanta Hawks
Primary Mark
2007-



Atlanta Hawks
Secondary Mark
2007-2014



Atlanta Hawks
Secondary Mark
2014-

JASON COLLIER MEMORIAL TROPHY

The Jason Collier Memorial Trophy, named after the late Hawks center who passed away on October 15, 2005, is presented annually to the individual who best exemplifies the characteristics Collier displayed off the court as a community ambassador.

- 2005-06: Josh Childress
- 2006-07: Josh Childress
- 2007-08: Marvin Williams
- 2008-09: Al Horford
- 2009-10: Josh Smith
- 2010-11: Marvin Williams
- 2011-12: Zaza Pachulia
- 2012-13: Devin Harris
- 2013-14: Kyle Korver



2013-14 Jason Collier Memorial Trophy winner Kyle Korver.



HAWKS INDIVIDUAL HONORS * MVP of All-Star game

NBA COACH OF THE YEAR

1993-94.....	Lenny Wilkens
1985-86.....	Michael Fratello
1977-78.....	Hobie Brown
1967-68.....	Richie Guerin
1962-63.....	Harry Gallatin

NBA MVP'S

1958-59.....	Bob Pettit
1955-56.....	Bob Pettit

DEFENSIVE PLAYER OF THE YEAR

1997-98.....	Dikembe Mutombo
1996-97.....	Dikembe Mutombo

ROOKIE OF THE YEAR

1954-55.....	Bob Pettit
--------------	------------

ALL-NBA SELECTIONS

2010-11.....	Al Horford (3rd)
2009-10.....	Joe Johnson (3rd)
1997-98.....	Dikembe Mutombo (3rd)
1992-93.....	Dominique Wilkins (2nd)
1991-92.....	Kevin Willis (3rd)
1990-91.....	Dominique Wilkins (2nd)
1988-89.....	Dominique Wilkins (3rd)
1987-88.....	Dominique Wilkins (2nd)
1986-87.....	Dominique Wilkins (2nd)
1985-86.....	Dominique Wilkins (1st)
1979-80.....	Dan Roundfield (2nd)
1972-73.....	Pete Maravich (2nd)
1969-70.....	Lou Hudson (2nd)
1968-69.....	Bill Bridges (2nd)
1964-65.....	Bob Pettit (2nd)
1963-64.....	Bob Pettit (1st)
1962-63.....	Bob Pettit (1st)
1961-62.....	Bob Pettit (1st)
1960-61.....	Bob Pettit (1st)
1959-60.....	Bob Pettit (1st)
1958-59.....	Cliff Hagan (2nd)
	Slater Martin (2nd)
	Bob Pettit (1st)

ALL-DEFENSIVE SELECTIONS

2009-10.....	Josh Smith (2nd)
1998-99.....	Dikembe Mutombo (2nd)
	Mookie Blaylock (2nd)
1997-98.....	Dikembe Mutombo (1st)
	Mookie Blaylock (2nd)
1996-97.....	Dikembe Mutombo (1st)
	Mookie Blaylock (2nd)
1995-96.....	Mookie Blaylock (2nd)
1994-95.....	Mookie Blaylock (1st)
1993-94.....	Mookie Blaylock (1st)
1983-84.....	Wayne Rollins (1st)
	Dan Roundfield (2nd)
1982-83.....	Dan Roundfield (1st)
	Wayne Rollins (2nd)
1981-82.....	Dan Roundfield (1st)
1980-81.....	Dan Roundfield (2nd)
1979-80.....	Dan Roundfield (1st)
	Eddie Johnson (2nd)
1978-79.....	Eddie Johnson (2nd)
1969-70.....	Joe Caldwell (2nd)
1968-69.....	Bill Bridges (2nd)
1957-58.....	Cliff Hagan (2nd)
	Slater Martin (2nd)
	Bob Pettit (1st)
1956-57.....	Slater Martin (2nd)
	Bob Pettit (1st)
1955-56.....	Bob Pettit (1st)
1954-55.....	Bob Pettit (1st)
1953-54.....	Bob Pettit (1st)
1950-51.....	Frank Brian (2nd)

ALL-ROOKIE TEAM SELECTIONS

2007-08.....	Al Horford (1st, unanimous selection)
2005-06.....	Marvin Williams (2nd)
2004-05.....	Josh Childress (2nd) and Josh Smith (2nd)
1999-00.....	Jason Terry (2nd)
1991-92.....	Stacey Augmon (1st)
1982-83.....	Dominique Wilkins
1974-75.....	John Drew
1973-74.....	John Brown

ALL ROOKIE TEAM SELECTIONS, cont'd

1970-71.....	Pete Maravich
1966-67.....	Lou Hudson

IN ALL-STAR GAMES

2014.....	Paul Millsap
2012.....	Joe Johnson (DNP - Injured)
2011.....	Al Horford, Joe Johnson
2010.....	Al Horford, Joe Johnson
2009.....	Joe Johnson
2008.....	Joe Johnson
2007.....	Joe Johnson
2002.....	Shareef Abdur-Rahim
2001.....	Dikembe Mutombo
2000.....	Dikembe Mutombo
1998.....	Dikembe Mutombo
	Steve Smith
1997.....	Christian Laettner
	Dikembe Mutombo
1994.....	Dominique Wilkins
	Mookie Blaylock
	Lenny Wilkins (Coach)
1993.....	Dominique Wilkins
1992.....	Dominique Wilkins
	Kevin Willis
1991.....	Dominique Wilkins
1990.....	Dominique Wilkins
1989.....	Dominique Wilkins
	Moses Malone
1988.....	Dominique Wilkins, Glenn Rivers
	Michael Fratello (Coach)
1987.....	Dominique Wilkins
1986.....	Dominique Wilkins
1982.....	Dan Roundfield
1981.....	Dan Roundfield, Eddie Johnson
1980.....	John Drew, Eddie Johnson
	Dan Roundfield
1976.....	John Drew
1974.....	Lou Hudson, Pete Maravich
1973.....	Lou Hudson, Pete Maravich
1972.....	Lou Hudson
1971.....	Lou Hudson
1970.....	Bill Bridges, Joe Caldwell
	Lou Hudson
1969.....	Joe Caldwell, Lou Hudson
1968.....	Zelmo Beaty
	Lenny Wilkins, Bill Bridges
1967.....	Lenny Wilkins, Bill Bridges
1966.....	Zelmo Beaty
1965.....	Bob Pettit, Lenny Wilkins
1964.....	Bob Pettit, Lenny Wilkins
1963.....	Bob Pettit, Lenny Wilkins
1962.....	Bob Pettit, Cliff Hagan
1961.....	Bob Pettit, Cliff Hagan
	Clyde Lovellette
1960.....	Bob Pettit, Cliff Hagan
	Clyde Lovellette
1959.....	*Bob Pettit, Cliff Hagan
	Slater Martin
1958.....	*Bob Pettit, Cliff Hagan
	Slater Martin
1957.....	Bob Pettit, Slater Martin
	Ed Macauley
1956.....	*Bob Pettit, Bob Harrison
1955.....	Bob Pettit, Frank Selvy
1954.....	Mel Hutchins, Don Sunderlage
1953.....	Mel Hutchins
1952.....	Dike Eddleman
1951.....	Dike Eddleman

IN ALL-STAR WEEKEND EVENTS

SLAM DUNK COMPETITION

1984 - Dominique Wilkins
1985 - Dominique Wilkins (winner)
1986 - Dominique Wilkins and Spud Webb (winner)
1988 - Dominique Wilkins
1989 - Spud Webb
1990 - Dominique Wilkins (winner) and Kenny Smith
1992 - Stacey Augmon
2005 - Josh Smith (winner)
2006 - Josh Smith

ROOKIE-SOPHOMORE GAME

1996 - Alan Henderson
2001 - Jason Terry
2005 - Josh Smith
2008 - Al Horford
2009 - Al Horford
2014 - Pero Antic (selected but unable to play due to injury)

THREE-POINT SHOOTOUT

2009 - Mike Bibby

HAWKS NBA WEEKLY/MONTHLY HONORS

NBA PLAYER OF THE WEEK

Week Ending	Player
12/16/79.....	Dan Roundfield
12/14/80.....	Dan Roundfield
11/22/81.....	Dan Roundfield
2/21/82.....	Eddie Johnson
4/17/83.....	Mike Glenn
12/25/83.....	Dan Roundfield
4/15/84.....	Dominique Wilkins
2/3/85.....	Dominique Wilkins
12/29/85.....	Dominique Wilkins
4/13/86.....	Dominique Wilkins
12/14/86.....	Dominique Wilkins
12/27/87.....	Dominique Wilkins
1/17/88.....	Dominique Wilkins
2/14/88.....	Dominique Wilkins
1/6/91.....	Dominique Wilkins
11/24/91.....	Kevin Willis
3/27/94.....	Kevin Willis
12/1/96.....	Dikembe Mutombo
11/9/97.....	Dikembe Mutombo
1/11/98.....	Steve Smith
1/30/99.....	Dikembe Mutombo
1/31/00.....	Dikembe Mutombo

EASTERN CONFERENCE PLAYER OF THE WEEK

Week Ending	Player
11/25/01.....	Shareef Abdur-Rahim
11/3/02.....	Glenn Robinson
12/19/05.....	Joe Johnson
11/12/06.....	Joe Johnson
12/9/07.....	Josh Smith
12/23/07.....	Joe Johnson
4/6/08.....	Joe Johnson
11/9/09.....	Joe Johnson
3/26/12.....	Joe Johnson
11/26/12.....	Al Horford
12/10/12.....	Josh Smith
1/27/14.....	Paul Millsap
4/14/14.....	Jeff Teague

NBA PLAYER OF THE MONTH

Month	Player
January, 1986.....	Dominique Wilkins
February, 1991.....	Dominique Wilkins
February, 1993.....	Dominique Wilkins

EASTERN CONFERENCE PLAYER OF THE MONTH

Month	Player
March, 2008.....	Joe Johnson

NBA COACH OF THE MONTH

Month	Coach
January, 1986.....	Mike Fratello
December, 1990.....	Bob Weiss
March, 1993.....	Bob Weiss
November, 1997.....	Lenny Wilkins

EASTERN CONFERENCE COACH OF THE MONTH

Month	Coach
December, 2012.....	Larry Drew

HISTORY

HISTORY



PLAYOFFS



7 ELTON
BRAND





ALL-TIME PLAYOFF RESULTS

Year	First Round	Quarter-Finals	Semi-Finals	Finals	Totals
1950	—	—	Anderson	1-2	1-2
1956	@ Minneapolis 0-1	Minneapolis 2-1	Ft. Wayne	2-3	4-5
1957	* Ft. Wayne 1-0	—	Minneapolis	3-0	—
1957	* Minneapolis 1-0	—	—	Boston 3-4	8-4
1958	—	—	Detroit	4-1	8-3
1959	—	—	Minneapolis	2-4	2-4
1960	—	—	Minneapolis	4-3	7-7
1961	—	—	Los Angeles	4-3	5-7
1963	—	Detroit 3-1	Los Angeles	3-4	6-5
1964	—	Los Angeles 3-2	San Francisco	3-4	6-6
1965	—	Baltimore 1-3	—	—	1-3
1966	—	Baltimore 3-0	Los Angeles	3-4	6-4
1967	—	Chicago 3-0	San Francisco	2-4	5-4
1968	—	San Francisco 2-4	—	—	2-4
1969	—	San Diego 4-2	Los Angeles	1-4	5-6
1970	—	Chicago 4-1	Los Angeles	0-4	4-5
1971	—	New York 1-4	—	—	1-4
1972	—	Boston 2-4	—	—	2-4
1973	—	Boston 2-4	—	—	2-4
1978	Washington 0-2	—	—	—	0-2
1979	Houston 2-0	Washington 3-4	—	—	5-4
1980	—	Philadelphia 1-4	—	—	1-4
1982	Philadelphia 0-2	—	—	—	0-2
1983	Boston 1-2	—	—	—	1-2
1984	Milwaukee 2-3	—	—	—	2-3
1986	Detroit 3-1	Boston 1-4	—	—	4-5
1987	Indiana 3-1	Detroit 1-4	—	—	4-5
1988	Milwaukee 3-2	Boston 3-4	—	—	6-6
1989	Milwaukee 2-3	—	—	—	2-3
1991	Detroit 2-3	—	—	—	2-3
1993	Chicago 0-3	—	—	—	0-3
1994	Miami 3-2	Indiana 2-4	—	—	5-6
1995	Indiana 0-3	—	—	—	0-3
1996	Indiana 3-2	Orlando 1-4	—	—	4-6
1997	Detroit 3-2	Chicago 1-4	—	—	4-6
1998	Charlotte 1-3	—	—	—	1-3
1999	Detroit 3-2	New York 0-4	—	—	3-6
2008	Boston 3-4	—	—	—	3-4
2009	Miami 4-3	Cleveland 0-4	—	—	4-7
2010	Milwaukee 4-3	Orlando 0-4	—	—	4-7
2011	Orlando 4-2	Chicago 2-4	—	—	6-6
2012	Boston 2-4	—	—	—	2-4
2013	Indiana 2-4	—	—	—	2-4
2014	Indiana 3-4	—	—	—	3-4
TOTALS	55-61	45-74	32-40	11-14	143-189

@ Western Division; 2nd Place Game * Western Division tiebreakers

HAWKS PLAYOFF SCORES

TRI - CITIES HAWKS (1 - 2)

1949-50 (1-2)
 Western Division Semifinals (1-2)
 March 21 L Tri-Cities 77 at Anderson 89 (-12)
 March 23 W Anderson 75 at Tri-Cities 76 (+1)
 March 24 L Tri-Cities 71 at Anderson 94 (-23)

ST. LOUIS HAWKS (60 - 56)

1955-56 (4-5)
 March 16 (Western Div. Second Place Game) Mpls 103 at St. Louis 97 (-6)
 Western Division Semifinals (2-1)
 March 17 W Minneapolis 115 at St. Louis 116 (+1)
 March 19 L St. Louis 75 at Minneapolis 133 (-58)
 March 21 W St. Louis 116 at Minneapolis 115 (+1)
 Western Division Finals (2-3)
 March 22 W St. Louis 86 at Ft. Wayne 85 (+1)
 March 24 W Ft. Wayne 74 at St. Louis 84 (+10)
 March 25 L St. Louis 84 at Ft. Wayne 107 (-23)
 March 27 L Ft. Wayne 93 at St. Louis 84 (-9)
 March 29 L St. Louis 97 at Ft. Wayne 102 (-5)
 1956-57 (8-4)
 Western Division Tiebreaker (2-0)
 March 14 W Ft. Wayne 103 at St. Louis 115 (+12)
 March 16 W Minneapolis 111 at St. Louis 114 (+3)
 Western Division Finals (3-0)
 March 21 W Minneapolis 109 at St. Louis 118 (+9)
 March 24 W Minneapolis 104 at St. Louis 106 (+2)
 March 25 W St. Louis 143 at Minneapolis 135 (+8)

World Championship Series (3-4)
 March 30 W St. Louis 125 at Boston 123 (+2)
 March 31 L St. Louis 99 at Boston 119 (-20)
 April 6 W Boston 96 at St. Louis 100 (+2)
 April 7 L Boston 123 at St. Louis 118 (-5)
 April 9 L St. Louis 109 at Boston 124 (-15)
 April 11 W Boston 94 at St. Louis 96 (+2)
 April 13 L St. Louis 123 at Boston 125 (-2)
 1957-58 (8-3)
 Western Division Finals (4-1)
 March 19 W Detroit 111 at St. Louis 114 (+3)
 March 22 W St. Louis 99 at Detroit 96 (+3)
 March 23 L Detroit 109 at St. Louis 89 (-20)
 March 25 W St. Louis 145 at Detroit 101 (-44)
 March 27 W Detroit 96 at St. Louis 120 (+24)
 World Championship Series (4-2)
 March 29 W St. Louis 104 at Boston 102 (+2)
 March 30 L St. Louis 112 at Boston 136 (-24)
 April 2 W Boston 108 at St. Louis 111 (+3)
 April 5 L Boston 109 at St. Louis 98 (-11)
 April 9 W St. Louis 102 at Boston 100 (+2)
 April 12 W Boston 109 at St. Louis 110 (+1)
 1958-59 (2-4)
 Western Division Finals (2-4)
 March 21 W Minneapolis 90 at St. Louis 124 (+34)
 March 22 L St. Louis 98 at Minneapolis 106 (-8)
 March 24 W Minneapolis 97 at St. Louis 127 (+30)
 March 26 L St. Louis 98 at Minneapolis 108 (-10)
 March 28 L Minneapolis 98 at St. Louis 97 (-1)
 March 29 L St. Louis 104 at Minneapolis 106 (-2)

HAWKS PLAYOFF SCORES, CONT.

1959-60 (7-7)
 Western Division Finals (4-3)
 March 16 W Minneapolis 99 at St. Louis 112 (+13)
 March 17 L Minneapolis 120 at St. Louis 113 (-7)
 March 19 W St. Louis 93 at Minneapolis 89 (+4)
 March 20 L St. Louis 101 at Minneapolis 103 (-2)
 March 22 L Minneapolis 117 at St. Louis 110 (-7)
 March 24 W St. Louis 117 at Minneapolis 96 (+21)
 March 26 W Minneapolis 86 at St. Louis 97 (+11)
 World Championship Series (3-4)
 March 27 L St. Louis 122 at Boston 140 (-18)
 March 29 W St. Louis 113 at Boston 103 (+10)
 April 2 L Boston 102 at St. Louis 86 (-16)
 April 3 W Boston 96 at St. Louis 106 (+10)
 April 5 L St. Louis 102 at Boston 127 (-25)
 April 7 W Boston 102 at St. Louis 105 (+3)
 April 9 L St. Louis 103 at Boston 122 (-19)
 1960-61 (5-7)
 Western Division Finals (4-3)
 March 21 L Los Angeles 122 at St. Louis 118 (-4)
 March 22 W Los Angeles 106 at St. Louis 121 (+15)
 March 24 L St. Louis 112 at Los Angeles 118 (-6)
 March 25 W St. Louis 118 at Los Angeles 117 (+1)
 March 27 L Los Angeles 121 at St. Louis 112 (-9)
 March 29 W St. Louis 114 at Los Angeles 113 (+1)
 April 1 W Los Angeles 103 at St. Louis 105 (+2)
 World Championship Series (1-4)
 April 2 L St. Louis 95 at Boston 129 (-34)
 April 5 L St. Louis 108 at Boston 116 (-8)
 April 8 W Boston 120 at St. Louis 124 (+4)
 April 9 L Boston 119 at St. Louis 104 (-15)
 April 11 L St. Louis 112 at Boston 121 (-9)
 1962-63 (6-5)
 Western Division Semifinals (3-1)
 March 20 W Detroit 99 at St. Louis 118 (+19)
 March 22 W Detroit 108 at St. Louis 122 (+14)
 March 24 L St. Louis 103 at Detroit 107 (-4)
 March 26 W St. Louis 104 at Detroit 100 (+4)
 Western Division Finals (3-4)
 March 31 L St. Louis 104 at Los Angeles 112 (-8)
 April 2 L St. Louis 99 at Los Angeles 101 (-2)
 April 4 W Los Angeles 112 at St. Louis 125 (+13)
 April 6 W Los Angeles 114 at St. Louis 124 (+10)
 April 7 L St. Louis 100 at Los Angeles 123 (-23)
 April 9 W Los Angeles 113 at St. Louis 121 (+8)
 April 11 L St. Louis 100 at Los Angeles 115 (-15)
 1963-64 (6-6)
 Western Division Semifinals (3-2)
 March 21 W Los Angeles 104 at St. Louis 115 (+11)
 March 22 W Los Angeles 90 at St. Louis 106 (+16)
 March 25 L St. Louis 105 at Los Angeles 107 (-2)
 March 28 L St. Louis 88 at Los Angeles 97 (-9)
 March 30 W Los Angeles 108 at St. Louis 121 (+13)
 Western Division Finals (3-4)
 April 1 W St. Louis 116 at San Francisco 111 (+5)
 April 3 L St. Louis 85 at San Francisco 120 (-35)
 April 5 W San Francisco 109 at St. Louis 113 (+4)
 April 8 L San Francisco 111 at St. Louis 109 (-2)
 April 10 L St. Louis 97 at San Francisco 121 (-24)
 April 12 W San Francisco 95 at St. Louis 123 (+28)
 April 16 L St. Louis 95 at San Francisco 105 (-10)
 1964-65 (1-3)
 Western Division Semifinals (1-3)
 March 24 L Baltimore 108 at St. Louis 105 (-3)
 March 26 W Baltimore 105 at St. Louis 129 (+24)
 March 27 L St. Louis 99 at Baltimore 131 (-32)
 March 30 L St. Louis 103 at Baltimore 109 (-6)
 1965-66 (6-4)
 Western Division Semifinals (3-0)
 March 24 W St. Louis 113 at Baltimore 111 (+2)
 March 27 W St. Louis 105 at Baltimore 100 (+5)
 March 30 W Baltimore 112 at St. Louis 121 (+9)

Western Division Finals (3-4)
 April 1 L St. Louis 106 at Los Angeles 129 (-23)
 April 3 L St. Louis 116 at Los Angeles 125 (-9)
 April 6 W Los Angeles 113 at St. Louis 120 (+7)
 April 9 L Los Angeles 107 at St. Louis 95 (-12)
 April 10 W St. Louis 112 at Los Angeles 100 (-12)
 April 13 W Los Angeles 127 at St. Louis 131 (+4)
 April 15 L St. Louis 121 at Los Angeles 130 (-9)
 1966-67 (5-4)
 Western Division Semifinals (3-0)
 March 21 W Chicago 100 at St. Louis 114 (+14)
 March 23 W St. Louis 113 at Chicago 107 (+6)
 March 25 W Chicago 106 at St. Louis 119 (+13)
 Western Division Finals (2-4)
 March 30 L St. Louis 115 at San Francisco 117 (-2)
 April 1 L St. Louis 136 at San Francisco 143 (-7)
 April 5 W San Francisco 109 at St. Louis 115 (+6)
 April 8 W San Francisco 104 at St. Louis 109 (+5)
 April 10 L St. Louis 102 at San Francisco 123 (-21)
 April 12 L San Francisco 112 at St. Louis 107 (-5)
 1967-68 (2-4)
 Western Division Semifinals (2-4)
 March 22 L San Francisco 111 at St. Louis 106 (-5)
 March 23 W San Francisco 103 at St. Louis 111 (+8)
 March 26 L St. Louis 109 at San Francisco 124 (-15)
 March 29 L St. Louis 107 at San Francisco 108 (-1)
 March 31 W San Francisco 103 at St. Louis 129 (+26)
 April 2 L St. Louis 106 at San Francisco 111 (-5)

ATLANTA HAWKS (77 - 123)

1968-69 (5-6)
 Western Division Semifinals (4-2)
 March 27 W San Diego 98 at Atlanta 107 (+9)
 March 29 W San Diego 114 at Atlanta 116 (+2)
 April 1 L Atlanta 97 at San Diego 104 (-7)
 April 4 L Atlanta 112 at San Diego 114 (-2)
 April 6 W San Diego 101 at Atlanta 112 (+11)
 April 7 W Atlanta 108 at San Diego 106 (+2)
 Western Division Finals (1-4)
 April 11 L Atlanta 93 at Los Angeles 95 (-2)
 April 13 L Atlanta 102 at Los Angeles 104 (-2)
 April 15 W Los Angeles 80 at Atlanta 99 (+19)
 April 17 L Los Angeles 100 at Atlanta 85 (-15)
 April 20 L Atlanta 96 at Los Angeles 104 (-8)
 1969-70 (4-5)
 Western Division Semifinals (4-1)
 March 24 W Chicago 111 at Atlanta 129 (+18)
 March 28 W Chicago 104 at Atlanta 124 (+20)
 March 31 W Atlanta 106 at Chicago 101 (+5)
 April 3 L Atlanta 120 at Chicago 131 (-11)
 April 5 W Chicago 107 at Atlanta 113 (+6)
 Western Division Finals (0-4)
 April 12 L Los Angeles 119 at Atlanta 115 (-4)
 April 14 L Los Angeles 105 at Atlanta 94 (-11)
 April 16 L Atlanta 114 at Los Angeles 115 (-1)
 April 19 L Atlanta 114 at Los Angeles 133 (-19)
 1970-71 (1-4)
 Eastern Conference Semifinals (1-4)
 March 25 L Atlanta 101 at New York 112 (-11)
 March 27 W Atlanta 113 at New York 104 (+9)
 March 28 L New York 110 at Atlanta 95 (-15)
 March 30 L New York 113 at Atlanta 107 (-6)
 April 1 L Atlanta 107 at New York 111 (-4)
 1971-72 (2-4)
 Eastern Conference Semifinals (2-4)
 March 29 L Atlanta 108 at Boston 126 (-18)
 March 31 W Boston 104 at Atlanta 113 (+9)
 April 2 L Atlanta 113 at Boston 136 (-23)
 April 4 W Boston 110 at Atlanta 112 (+2)
 April 7 W Atlanta 114 at Boston 124 (-10)
 April 9 L Boston 127 at Atlanta 118 (-9)



HAWKS PLAYOFF SCORES, CONT.

1972-73 (2-4)
Eastern Conference Semifinals (2-4)
 April 1 L Atlanta 109 at Boston 134 (-25)
 April 4 L Boston 126 at Atlanta 113 (-13)
 April 8 W Atlanta 118 at Boston 105 (+13)
 April 8 W Boston 94 at Atlanta 97 (+3)
 April 11 L Atlanta 101 at Boston 108 (-7)
 April 13 L Boston 121 at Atlanta 103 (-18)

1977-78 (0-2)
Eastern Conference First Round (0-2)
 April 12 L Atlanta 94 at Washington 103 (-9)
 April 14 L Washington 107 at Atlanta 103 (-4)

1978-79 (5-4)
Eastern Conference First Round (2-0)
 April 11 W Atlanta 109 at Houston 106 (+3)
 April 13 W Houston 91 at Atlanta 100 (+9)

Eastern Conference Semifinals (3-4)
 April 15 L Atlanta 89 at Washington 103 (-14)
 April 17 W Atlanta 107 at Washington 99 (+8)
 April 20 L Washington 89 at Atlanta 77 (-12)
 April 22 L Washington 120 at Atlanta 118 (-2)
 April 24 W Atlanta 107 at Washington 103 (+4)
 April 26 W Washington 86 at Atlanta 104 (+18)
 April 29 W Atlanta 94 at Washington 100 (-6)

1979-80 (1-4)
Eastern Conference Semifinals (1-4)
 April 6 L Atlanta 104 at Philadelphia 107 (-3)
 April 9 L Atlanta 92 at Philadelphia 99 (-7)
 April 10 W Philadelphia 93 at Atlanta 105 (+12)
 April 13 L Philadelphia 107 at Atlanta 83 (-24)
 April 15 L Atlanta 100 at Philadelphia 105 (-5)

1981-82 (0-2)
Eastern Conference First Round (0-2)
 April 21 L Atlanta 76 at Philadelphia 111 (-35)
 April 23 L Philadelphia 98 at Atlanta 95 (-3)

1982-83 (1-2)
Eastern Conference First Round (1-2)
 April 19 L Atlanta 95 at Boston 103 (-8)
 April 22 W Boston 93 at Atlanta 95 (+2)
 April 24 L Atlanta 79 at Boston 98 (-19)

1983-84 (2-3)
Eastern Conference First Round (2-3)
 April 17 L Atlanta 89 at Milwaukee 105 (-16)
 April 19 L Atlanta 87 at Milwaukee 101 (-14)
 April 21 W Milwaukee 94 at Atlanta 103 (+9)
 April 24 W Milwaukee 97 at Atlanta 100 (+3)
 April 26 L Atlanta 89 at Milwaukee 118 (-29)

1985-86 (4-5)
Eastern Conference First Round (3-1)
 April 17 W Detroit 122 at Atlanta 140 (+18)
 April 19 W Detroit 125 at Atlanta 137 (+12)
 April 22 L Atlanta 97 at Detroit 106 (-9)
 April 25 W Atlanta 114 at Detroit 113 (+1)

Eastern Conference Semifinals (1-4)
 April 27 L Atlanta 91 at Boston 103 (-12)
 April 29 L Boston 119 at Atlanta 111 (-11)
 May 2 L Boston 111 at Atlanta 107 (-4)
 May 4 W Boston 94 at Atlanta 106 (+12)
 May 6 L Atlanta 99 at Boston 132 (-33)

1986-87 (4-5)
Eastern Conference First Round (3-1)
 April 24 W Indiana 94 at Atlanta 110 (+16)
 April 26 W Indiana 93 at Atlanta 94 (+1)
 April 29 L Atlanta 87 at Indiana 96 (-9)
 May 1 W Atlanta 101 at Indiana 97 (+4)

Eastern Conference Semifinals (1-4)
 May 3 L Detroit 112 at Atlanta 111 (-1)
 May 5 W Detroit 102 at Atlanta 115 (+13)
 May 8 L Atlanta 93 at Detroit 108 (-9)
 May 10 L Atlanta 88 at Detroit 89 (-1)
 May 13 L Detroit 101 at Atlanta 96 (-5)

1987-88 (6-6)
Eastern Conference First Round (3-2)
 April 29 W Milwaukee 107 at Atlanta 110 (+3)
 May 1 W Milwaukee 97 at Atlanta 104 (+7)
 May 4 L Atlanta 115 at Milwaukee 123 (-8)
 May 6 L Atlanta 99 at Milwaukee 105 (-6)
 May 8 W Milwaukee 111 at Atlanta 121 (+10)

Eastern Conference Semifinals (3-4)
 May 11 L Atlanta 101 at Boston 110 (-9)
 May 13 L Atlanta 97 at Boston 108 (-11)
 May 15 W Boston 92 at Atlanta 110 (+18)
 May 16 W Boston 109 at Atlanta 118 (+9)
 May 18 W Atlanta 112 at Boston 104 (+8)
 May 20 L Boston 102 at Atlanta 100 (-2)
 May 22 L Atlanta 116 at Boston 118 (-2)

1988-89 (2-3)
Eastern Conference First Round (2-3)
 April 27 W Milwaukee 92 at Atlanta 100 (+8)
 April 29 L Milwaukee 108 at Atlanta 98 (-10)
 May 2 L Atlanta 113 at Milwaukee 117 (-4)
 May 5 W Atlanta 113 at Milwaukee 106 (+7)
 May 7 L Milwaukee 96 at Atlanta 92 (-4)

1990-91 (2-3)
Eastern Conference First Round (2-3)
 April 26 W Atlanta 103 at Detroit 98 (+5)
 April 28 L Atlanta 88 at Detroit 101 (-13)
 April 30 L Detroit 103 at Atlanta 91 (-12)
 May 2 L Detroit 111 at Atlanta 123 (+12)
 May 5 L Atlanta 81 at Detroit 113 (-32)

1992-93 (0-3)
Eastern Conference First Round (0-3)
 April 30 L Atlanta 90 at Chicago 114 (-24)
 May 2 L Atlanta 102 at Chicago 117 (-15)
 May 4 L Chicago 98 at Atlanta 88 (-10)

1993-94 (5-6)
Eastern Conference First Round (3-2)
 April 28 L Miami 93 at Atlanta 88 (-5)
 April 30 W Miami 86 at Atlanta 104 (+18)
 May 3 L Atlanta 86 at Miami 90 (-4)
 May 5 W Atlanta 103 at Miami 89 (+14)
 May 8 W Miami 91 at Atlanta 102 (+11)

Eastern Conference Second Round (2-4)
 May 10 L Indiana 96 at Atlanta 85 (-11)
 May 12 W Indiana 69 at Atlanta 92 (+23)
 May 14 L Atlanta 91 at Atlanta 101 (+7)
 May 15 L Atlanta 86 at Indiana 102 (-16)
 May 17 W Indiana 76 at Atlanta 88 (+12)
 May 19 L Atlanta 79 at Indiana 98 (-19)

1994-95 (0-3)
Eastern Conference First Round (0-3)
 April 27 L Atlanta 82 at Indiana 90 (-8)
 April 29 L Atlanta 97 at Indiana 105 (-8)
 May 2 L Indiana 105 at Atlanta 89 (-16)

1995-96 (4-6)
Eastern Conference First Round (3-2)
 April 25 W Atlanta 92 at Indiana 80 (+12)
 April 27 L Detroit 93 at Atlanta 80 (-13)
 April 29 W Indiana 83 at Atlanta 90 (+7)
 May 2 L Indiana 83 at Atlanta 75 (-8)
 May 5 W Atlanta 89 at Indiana 87 (+2)

Eastern Conference Second Round (1-4)
 May 8 L Atlanta 105 at Orlando 117 (-12)
 May 10 L Atlanta 94 at Orlando 120 (-26)
 May 12 L Orlando 103 at Atlanta 96 (-7)
 May 13 W Orlando 99 at Atlanta 104 (+5)
 May 15 L Atlanta 88 at Orlando 96 (-8)

1996-97 (4-6)
Eastern Conference First Round (3-2)
 April 25 W Detroit 75 at Atlanta 89 (+14)
 April 27 L Detroit 93 at Atlanta 80 (-13)
 April 29 W Atlanta 91 at Detroit 99 (-8)
 May 2 W Atlanta 94 at Detroit 82 (+12)
 May 4 W Detroit 79 at Atlanta 84 (+5)

Eastern Conference Second Round (1-4)
 May 6 L Atlanta 97 at Chicago 100 (-3)
 May 8 W Atlanta 103 at Chicago 95 (+8)
 May 10 L Chicago 100 at Atlanta 80 (-20)
 May 11 L Chicago 89 at Atlanta 80 (-9)
 May 13 L Atlanta 92 at Chicago 107 (-15)

1997-98 (1-3)
Eastern Conference First Round (1-3)
 April 23 L Atlanta 87 at Charlotte 97 (-10)
 April 25 L Atlanta 85 at Charlotte 92 (-7)
 April 28 W Charlotte 64 at Atlanta 96 (+32)
 May 1 L Charlotte 91 at Atlanta 82 (-9)

1998-99 (3-6)
Eastern Conference First Round (3-2)
 May 8 L Detroit 70 at Atlanta 90 (+20)
 May 10 W Detroit 69 at Atlanta 89 (+20)
 May 12 L Atlanta 63 at Detroit 79 (-16)
 May 14 L Atlanta 82 at Detroit 103 (+21)
 May 16 W Detroit 75 at Atlanta 87 (+12)

Eastern Conference Second Round (0-4)
 May 18 L New York 100 at Atlanta 92 (-8)
 May 20 L New York 77 at Atlanta 70 (-7)
 May 23 L Atlanta 78 at New York 90 (-12)
 May 24 L Atlanta 66 at New York 79 (-13)

2007-08 (3-4)
Eastern Conference First Round (3-4)
 April 20 L Atlanta 81 at Boston 104 (-23)
 April 23 L Atlanta 77 at Boston 96 (-19)
 April 26 W Boston 93 at Atlanta 102 (+9)
 April 28 W Boston 92 at Atlanta 97 (+5)
 April 30 L Atlanta 85 at Boston 110 (+25)
 May 2 W Boston 100 at Atlanta 103 (+3)
 May 4 L Atlanta 65 at Boston 99 (-34)

2008-09 (4-7)
Eastern Conference First Round (4-3)
 April 19 W Miami 64 at Atlanta 90 (+26)
 April 22 L Miami 108 at Atlanta 93 (-15)
 April 25 L Atlanta 78 at Miami 107 (-29)
 April 27 W Atlanta 81 at Miami 71 (+10)
 April 29 W Miami 91 at Atlanta 106 (+15)
 May 1 L Atlanta 72 at Miami 99 (-27)
 May 3 W Miami 78 at Atlanta 91 (+13)

HAWKS PLAYOFF SCORES, CONT.

Eastern Conference Second Round (0-4)
 May 5 L Atlanta 72 at Cleveland 99 (-27)
 May 7 L Atlanta 85 at Cleveland 105 (-20)
 May 9 L Cleveland 97 at Atlanta 82 (-15)
 May 11 L Cleveland 84 at Atlanta 74 (-10)

2009-10 (4-7)
Eastern Conference First Round (4-3)
 April 17 W Milwaukee 92 at Atlanta 102 (+10)
 April 20 W Milwaukee 86 at Atlanta 96 (+10)
 April 24 L Atlanta 89 at Milwaukee 107 (-18)
 April 26 L Atlanta 104 at Milwaukee 111 (-7)
 April 28 L Milwaukee 91 at Atlanta 87 (-4)
 April 30 W Atlanta 83 at Milwaukee 69 (+14)
 May 2 W Milwaukee 74 at Atlanta 95 (+21)

Eastern Conference Second Round (0-4)
 May 4 L Atlanta 71 at Orlando 114 (-43)
 May 6 L Atlanta 98 at Orlando 112 (-14)
 May 8 L Orlando 105 at Atlanta 75 (-30)
 May 10 L Orlando 98 at Atlanta 84 (-14)

2010-11 (6-6)
Eastern Conference First Round (4-2)
 April 16 W Atlanta 103 at Orlando 93 (+10)
 April 19 L Atlanta 82 at Orlando 88 (-6)
 April 22 W Orlando 84 at Atlanta 88 (+4)
 April 24 W Orlando 85 at Atlanta 88 (+3)
 April 28 L Atlanta 76 at Orlando 101 (-25)
 April 28 W Orlando 81 at Atlanta 84 (+3)

Eastern Conference Second Round (2-4)
 May 2 W Atlanta 103 at Chicago 95 (+8)
 May 4 L Atlanta 73 at Chicago 86 (-13)
 May 6 L Chicago 99 at Atlanta 82 (-17)
 May 8 W Chicago 88 at Atlanta 100 (+12)
 May 10 L Atlanta 83 at Chicago 95 (-12)
 May 12 L Chicago 93 at Atlanta 73 (-20)

2011-12 (2-4)
Eastern Conference First Round (2-4)
 April 29 W Boston 74 at Atlanta 83 (+9)
 May 1 L Boston 87 at Atlanta 80 (-7)
 May 4 L Atlanta 84 at Boston 90 (+6)
 May 6 W Atlanta 79 at Boston 101 (-22)
 May 8 W Boston 86 at Atlanta 87 (+1)
 May 10 L Atlanta 80 at Boston 83 (-3)

2012-13 (2-4)
Eastern Conference First Round (2-4)
 April 21 L Atlanta 90 at Indiana 107 (-17)
 April 24 L Atlanta 98 at Indiana 113 (-15)
 April 27 W Indiana 69 at Atlanta 90 (+21)
 April 29 W Indiana 91 at Atlanta 102 (+11)
 May 1 L Atlanta 83 at Indiana 106 (-23)
 May 3 L Indiana 81 at Atlanta 73 (-8)

2013-14 (3-4)
Eastern Conference First Round (3-4)
 April 20 L Atlanta 101 at Indiana 93 (+8)
 April 22 L Atlanta 85 at Indiana 101 (-16)
 April 24 W Indiana 85 at Atlanta 98 (+13)
 April 26 L Indiana 91 at Atlanta 88 (-3)
 April 28 W Atlanta 107 at Indiana 97 (+10)
 May 1 L Indiana 95 at Atlanta 85 (-7)
 May 3 L Atlanta 80 at Indiana 92 (-12)

2014 NBA PLAYOFFS

FIRST ROUND

EASTERN CONFERENCE

INDIANA vs. ATLANTA
 Pacers win series, 4-3
 Apr. 19 Atl. 101 at Ind. 93
 Apr. 22 Atl. 85 at Ind. 101
 Apr. 24 Ind. 85 at Atl. 98
 Apr. 26 Ind. 91 at Atl. 88
 Apr. 28 Atl. 107 at Ind. 86
 May 1 Sas. 95 at Atl. 86
 May 3 Atl. 80 at Ind. 92

MIAMI vs. CHARLOTTE
 Heat win series, 4-0
 Apr. 20 Cha. 88 at Mia. 99
 Apr. 23 Cha. 97 at Mia. 101
 Apr. 26 Mia. 98 at Cha. 85
 Apr. 28 Mia. 109 at Cha. 98

TORONTO vs. BROOKLYN
 Nets win series, 4-3
 Apr. 19 Bkn. 94 at Tor. 87
 Apr. 22 Bkn. 95 at Tor. 100
 Apr. 25 Tor. 98 at Bkn. 102
 Apr. 27 Tor. 87 at Bkn. 113
 Apr. 30 Bkn. 113 at Tor. 115
 May 2 Tor. 83 at Bkn. 97
 May 4 Bkn. 104 at Tor. 103

CHICAGO vs. WASHINGTON
 Wizards win series, 4-1
 Apr. 20 Was. 102 at Chi. 93
 Apr. 22 Was. 101 at Chi. 99
 Apr. 25 Chi. 100 at Was. 97
 Apr. 27 Chi. 89 at Was. 63
 Apr. 29 Was. 95 at Chi. 69
 May 2 Bkn. 95 at Chi. 92
 May 4 Chi. 99 at Bkn. 93

CONFERENCE SEMIFINALS

EASTERN CONFERENCE

INDIANA vs. WASHINGTON
 Pacers win series, 4-2
 May 5 Was. 102 at Ind. 96
 May 7 Ind. 86 at Was. 63
 May 9 Ind. 85 at Was. 63
 May 11 Ind. 95 at Was. 92
 May 13 Was. 102 at Ind. 79
 May 15 Ind. 93 at Was. 80

MIAMI vs. BROOKLYN
 Heat win series, 4-1
 May 6 Bkn. 86 at Mia. 107
 May 8 Bkn. 82 at Mia. 94
 May 10 Mia. 90 at Bkn. 104
 May 12 Mia. 102 at Bkn. 96
 May 14 Bkn. 94 at Mia. 96

WESTERN CONFERENCE

SAN ANTONIO vs. DALLAS
 Spurs win series, 4-3
 Apr. 20 Dal. 85 at Sas. 90
 Apr. 23 Dal. 113 at Sas. 92
 Apr. 26 Sas. 108 at Dal. 109
 Apr. 28 Sas. 94 at Dal. 98
 Apr. 30 Dal. 103 at Sas. 109
 May 2 Sas. 111 at Dal. 113
 May 4 Dal. 96 at Sas. 119

OKLAHOMA CITY vs. MEMPHIS
 Thunder win series, 4-3
 Apr. 19 Mem. 86 at Okc. 100
 Apr. 21 Mem. 111 at Okc. 105
 Apr. 24 Okc. 95 at Mem. 98
 Apr. 26 Okc. 92 at Mem. 89
 Apr. 29 Mem. 100 at Okc. 99
 May 1 Okc. 104 at Mem. 84
 May 3 Mem. 109 at Okc. 120

LA CLIPPERS vs. GOLDEN STATE
 Clippers win series, 4-3
 Apr. 19 Gsw. 109 at Lac. 105
 Apr. 24 Gsw. 98 at Lac. 98
 Apr. 24 Lac. 98 at Gsw. 96
 Apr. 27 Lac. 97 at Gsw. 118
 Apr. 29 Gsw. 103 at Lac. 113
 May 1 Lac. 99 at Gsw. 100
 May 3 Lac. 121 at Lac. 126

HOUSTON vs. PORTLAND
 Trail Blazers win series, 4-2
 Apr. 20 Por. 122 at Hou. 120
 Apr. 23 Por. 112 at Hou. 105
 Apr. 25 Hou. 121 at Por. 116
 Apr. 27 Hou. 120 at Por. 123
 Apr. 30 Por. 98 at Hou. 108
 May 2 Hou. 98 at Por. 99

WESTERN CONFERENCE

SAN ANTONIO vs. PORTLAND
 Spurs win series, 4-1
 May 6 Por. 92 at Sas. 116
 May 8 Por. 97 at Sas. 114
 May 10 Sas. 118 at Por. 103
 May 12 Sas. 92 at Por. 103
 May 14 Por. 82 at Sas. 104

OKLAHOMA CITY vs. LA CLIPPERS
 Thunder win series, 4-2
 May 5 Lac. 122 at Okc. 105
 May 7 Lac. 101 at Okc. 112
 May 9 Okc. 18 at Lac. 112
 May 11 Okc. 99 at Lac. 101
 May 13 Lac. 104 at Okc. 105
 May 15 Okc. 104 at Lac. 98



2014 NBA PLAYOFFS, CONTINUED

CONFERENCE FINALS

EASTERN CONFERENCE

MIAMI vs. INDIANA

Heat win series, 4-2

May 18	Mia.	96	at	Ind.	107
May 20	Mia.	87	at	Ind.	83
May 24	Ind.	87	at	Mia.	99
May 26	Ind.	90	at	Mia.	102
May 28	Mia.	90	at	Ind.	93
May 30	Ind.	82	at	Mia.	117

WESTERN CONFERENCE

SAN ANTONIO vs. OKLAHOMA CITY

Spurs win series, 4-2

May 19	OKC	105	at	SAS	122
May 21	OKC	77	at	SAS	112
May 25	SAS	97	at	OKC	106
May 27	SAS	92	at	OKC	105
May 29	OKC	89	at	SAS	117
May 31	SAS	112	at	OKC	107

2014 NBA FINALS

MIAMI vs. SAN ANTONIO • Spurs win series, 4-1

June 5	Mia.	95	at	S.A.	110
June 8	Mia.	98	at	S.A.	96
June 10	S.A.	111	at	Mia.	92
June 12	S.A.	107	at	Mia.	86
June 15	Mia.	87	at	S.A.	104

ATLANTA HAWKS PLAYOFF HIGHS / ALL - TIME

GAMES PLAYED

Tree Rollins	56
Josh Smith	52
Dominique Wilkins	51
Mookie Blaylock	50
Kevin Willis	49
Al Horford	48
Joe Johnson	47
Glenn Rivers	44
Marvin Williams	42
Jon Koncak	41

POINTS

Dominique Wilkins	1,345
Lou Hudson	894
Joe Johnson	846
Josh Smith	820
Mookie Blaylock	731
Kevin Willis	721
Steve Smith	718
Al Horford	593
Glenn Rivers	577
Randy Wittman	485

REBOUNDS

Kevin Willis	446
Josh Smith	441
Bill Bridges	436
Al Horford	417
Tree Rollins	392
Walt Bellamy	367
Dominique Wilkins	332
Dikembe Mutombo	299
Dan Roundfield	272
Mookie Blaylock	250

ASSISTS

Glenn Rivers	348
Mookie Blaylock	326
Anthony Webb	198
Joe Johnson	183
Josh Smith	153
Dominique Wilkins	135
Al Horford	131
Walt Hazzard	124
Jeff Teague	122
Lou Hudson	118

SCORING AVERAGE (Minimum 10 Games)

Dominique Wilkins	26.4
Pete Maravich	25.5
Lou Hudson	24.2
Zelmo Beaty	22.5
Danny Manning	20.0

FIELD GOALS MADE

Dominique Wilkins	488
Lou Hudson	367
Joe Johnson	319
Josh Smith	306
Kevin Willis	302
Mookie Blaylock	263
Al Horford	245
Steve Smith	240
Randy Wittman	224
Glenn Rivers	197

FIELD GOALS ATTEMPTED

Dominique Wilkins	1,138
Lou Hudson	816
Joe Johnson	782
Josh Smith	725
Mookie Blaylock	702
Kevin Willis	592
Steve Smith	574
Al Horford	513
Glenn Rivers	431
Randy Wittman	415

FREE THROWS MADE

Dominique Wilkins	350
Josh Smith	193
Steve Smith	169
Glenn Rivers	166
Lou Hudson	160
Joe Johnson	144
Kevin Willis	115
Pete Maravich	103
Al Horford	102
Christian Laettner	101

FREE THROWS ATTEMPTED

Dominique Wilkins	426
Josh Smith	283
Glenn Rivers	221
Steve Smith	204
Lou Hudson	199
Joe Johnson	186
Kevin Willis	169
Walt Bellamy	149
Dan Roundfield	140
Al Horford	137

Steve Smith	19.9
Joe Caldwell	19.4
Joe Johnson	18.0
Dan Roundfield	17.7
Walt Bellamy	17.2

PLAYOFF HIGHS / ALL - TIME, CONTINUED

HAWKS FRANCHISE PLAYOFF LEADERS

Games Played	Cliff Hagan.....90	Field Goals Attempted	Bob Pettit.....1,834
Points	Bob Pettit.....2,240	Free Throws Made	Bob Pettit.....708
Rebounds	Bob Pettit.....1,304	Free Throws Attempted	Bob Pettit.....915
Assists	Lenny Wilkins.....372	Scoring Average (Minimum 10 Games)	Dominique Wilkins.....26.4
Field Goals Made	Bob Pettit.....766		

HAWKS INDIVIDUAL PLAYOFF RECORDS (*) NBA RECORD

TOTAL	PLAYER	TEAM	DATE
-------	--------	------	------

MOST POINTS

50	Dominique Wilkins	Atlanta vs. Detroit	4-19-86
50	Bob Pettit	St. Louis vs. Boston	4-12-58
46	Zelmo Beaty	St. Louis vs. San Francisco	3-23-67

MOST REBOUNDS

36	Bill Bridges	Atlanta at New York	3-27-71
32	Bill Bridges	St. Louis vs. San Francisco	4-05-67
25	Bill Bridges	Atlanta at Chicago	4-03-70
23	Walt Bellamy	Atlanta vs. Chicago	4-05-70
22	Bill Bridges	Atlanta vs. Houston	3-27-69

FIELD GOALS MADE

19	Dominique Wilkins	Atlanta vs. Detroit	4-19-86
19	Bob Pettit	St. Louis vs. Boston	4-12-58
18	Lou Hudson	Atlanta vs. Chicago	3-25-70
17	Joe Caldwell	Atlanta at Chicago	4-03-70

FIELD GOALS ATTEMPTED

37	Dominique Wilkins	Atlanta vs. Indiana	4-26-87
34	Bob Pettit	St. Louis at Boston	4-13-58
34	Bob Pettit	St. Louis vs. Boston	4-12-58

FREE THROWS MADE

19	Bob Pettit	St. Louis vs. Boston	4-09-58
18	Zelmo Beaty	St. Louis vs. San Francisco	3-23-68
16	Pete Maravich	Atlanta vs. New York	4-01-71
15	Dominique Wilkins	Atlanta vs. Boston	5-04-86
15	Glenn Rivers	Atlanta vs. Milwaukee	4-24-84

FREE THROWS ATTEMPTED

24	Bob Pettit	St. Louis vs. Boston	4-09-58
22	Bill Bridges	St. Louis at San Francisco	4-01-67
21	Zelmo Beaty	St. Louis vs. San Francisco	3-23-67
20	Pete Maravich	Atlanta vs. New York	4-01-71

MOST ASSISTS

22	Glenn Rivers	Atlanta vs. Boston	5-16-88
18	Mookie Blaylock	Atlanta vs. Miami	5-08-94
18	Anthony Webb	Atlanta vs. Detroit	4-19-86
16	Glenn Rivers	Atlanta vs. Detroit	4-17-86
14	Johnny Davis	Atlanta vs. Boston	4-22-83
14	Lenny Wilkins	St. Louis vs. San Francisco	4-08-64



ATLANTA / ST. LOUIS PLAYOFF TEAM RECORDS

MOST POINTS

145	St. Louis at Detroit	3-25-58
143	St. Louis at Minneapolis	3-25-57
140	Atlanta vs. Detroit	4-17-86
137	Atlanta vs. Detroit	4-19-86
136	St. Louis at San Francisco	4-01-67

FEWEST POINTS

63	Atlanta at Detroit	5-12-99
65	Atlanta at Boston	5-04-08
66	Atlanta at New York	5-24-99
70	Atlanta vs. New York	5-20-99
71	two times	

LARGEST WINNING MARGIN

+44	St. Louis 145 at Detroit 101	3-25-58
+34	St. Louis 124 vs. Minneapolis 90	3-21-59
+32	Atlanta 96 vs. Charlotte 64	4-28-98
+30	St. Louis 127 vs. Minneapolis 97	3-24-59

LARGEST LOSING MARGIN

-58	St. Louis 75 at Minneapolis 133 (*)	3-25-58
-43	Atlanta 71 at Orlando 114	5-04-10
-35	Atlanta 76 at Philadelphia 111	4-21-82
-35	St. Louis 85 at San Francisco 120	4-03-64
-34	two times	

MOST POINTS, FIRST HALF

71	Atlanta vs. Detroit	4-17-86
68	Atlanta vs. Detroit	4-19-86
67	Atlanta vs. Orlando	5-13-96
66	Atlanta vs. Boston	5-16-88
63	Atlanta vs. Miami	4-29-09

FEWEST POINTS, FIRST HALF

26	Atlanta at Boston	5-04-08
27	Atlanta at Detroit	5-12-99
29	Atlanta vs. Indiana	5-03-13
29	Atlanta at Miami	4-25-09
30	St. Louis at Minneapolis	3-19-56

MOST POINTS, SECOND HALF

69	Atlanta at Boston	5-18-88
69	Atlanta vs. Detroit	4-19-86
69	Atlanta vs. Detroit	4-17-86
65	Atlanta vs. Detroit	5-02-91
63	Atlanta vs. Milwaukee	5-08-88

FEWEST POINTS, SECOND HALF

28	Atlanta at Cleveland	5-05-09
28	Atlanta vs. Chicago	5-10-97
29	Atlanta at New York	5-24-99
30	Atlanta at Miami	5-01-09
31	Atlanta vs. Miami	4-19-09

MOST POINTS, FIRST QUARTER

44	Atlanta vs. Orlando	5-13-96
40	St. Louis at Detroit	3-25-58
34	Atlanta vs. Milwaukee	4-17-10
32	Atlanta vs. Boston	4-26-08
32	Atlanta vs. Boston	5-16-88

FEWEST POINTS, FIRST QUARTER

9	Atlanta at Boston	5-13-88
12	Atlanta at Miami	4-25-09
13	Atlanta at Orlando	4-26-11
13	Atlanta at Detroit	5-12-99
14	Atlanta at Milwaukee	4-19-84

MOST POINTS, SECOND QUARTER

45	St. Louis vs. Ft. Wayne	3-14-57
41	Atlanta at Indiana	4-28-14
41	Atlanta vs. Detroit	4-17-86
39	Atlanta vs. Miami	4-29-09
39	Atlanta vs. Detroit	4-19-86

FEWEST POINTS, SECOND QUARTER

9	Atlanta vs. Indiana	5-03-13
10	Atlanta at Orlando	5-04-10
10	Atlanta at Boston	5-04-08
12	Atlanta at Indiana	5-19-94
13	Atlanta at Indiana	5-03-14

MOST POINTS, THIRD QUARTER

38	St. Louis vs. San Francisco	4-01-67
36	Atlanta vs. Milwaukee	4-29-88
34	Atlanta at Milwaukee	5-02-89
34	Atlanta at Detroit	5-08-87
32	Atlanta at Miami	4-25-09

FEWEST POINTS, THIRD QUARTER

6	Atlanta at Boston (*)	5-06-86
11	Atlanta at Orlando	5-04-10
11	Atlanta at New York	5-23-99
11	Atlanta vs. Chicago	5-11-97
12	three times	

MOST POINTS, FOURTH QUARTER

43	Atlanta at Boston	5-18-88
38	Atlanta vs. Detroit	5-02-91
38	Atlanta at Boston	5-06-86
37	Atlanta vs. Detroit	4-17-86
36	Atlanta vs. Detroit	4-19-86

FEWEST POINTS, FOURTH QUARTER

11	Atlanta at Cleveland	5-05-09
11	Atlanta vs. Indiana	5-02-96
12	Atlanta vs. Chicago	5-10-97
13	Atlanta at Washington	4-15-79
14	four times	

ATLANTA / STL PLAYOFF TEAM RECORDS, CONT. (*) NBA RECORD

MOST POINTS, OVERTIME

17	St. Louis at Minneapolis (1st OT)	3-25-57
----	-----------------------------------	---------

FEWEST POINTS, OVERTIME

4	Atlanta at Boston	5-04-12
---	-------------------	---------

MOST FIELD GOALS MADE-GAME

59	Atlanta vs. Chicago	3-25-70
56	St. Louis at Minneapolis	3-25-57
55	St. Louis vs. Detroit	3-25-58
52	Atlanta at Boston	5-22-88
51	Atlanta vs. Detroit	4-17-86

FEWEST FIELD GOALS MADE-GAME

22	St. Louis at Minnesota	3-19-56
23	two times	
24	four times	
25	three times	

MOST FIELD GOALS ATT.-GAME

117	St. Louis vs. San Francisco	4-10-67
105	Atlanta vs. Houston (San Diego)	3-29-69
101	Atlanta at Detroit	4-25-86
98	Atlanta at Houston	4-11-79
96	two times	

FEWEST FIELD GOALS ATT.-GAME

60	Atlanta at Boston	4-23-08
64	two times	
65	two times	
66	five times	

HIGHEST FIELD GOAL PCT.-GAME

.598	Atlanta vs. Detroit	4-19-86
.571	Atlanta at Boston	5-22-88
.564	Atlanta vs. Milwaukee	5-08-88
.560	Atlanta vs. Detroit	4-17-86
.543	two times	

LOWEST FIELD GOAL PCT.-GAME

.242	St. Louis at Minneapolis	3-19-56
.293	Atlanta at Boston	5-04-08
.295	Atlanta at New York	5-24-99
.296	Atlanta vs. New York	5-20-99
.297	Atlanta at Detroit	5-05-91

MOST FREE THROWS MADE-GAME

54	St. Louis vs. Minneapolis	3-17-56
44	Atlanta vs. Detroit	5-02-91
44	St. Louis vs. San Francisco	4-01-67
44	St. Louis vs. Boston	4-09-58
39	Atlanta vs. Detroit	4-19-86

FEWEST FREE THROWS MADE-GAME

7	Atlanta at Indiana	4-21-13
7	Atlanta vs. Cleveland	5-09-09
7	Atlanta vs. Washington	4-20-79
9	five times	
10	Atlanta at Detroit	5-12-99

MOST FREE THROWS ATT.-GAME

70	St. Louis vs. Minneapolis (*)	3-17-56
57	St. Louis vs. Boston	4-09-58
53	Atlanta vs. Detroit	4-19-86
51	Atlanta vs. Detroit	5-02-91
48	Atlanta vs. Houston (San Diego)	4-06-69

FEWEST FREE THROWS ATT.-GAME

10	Atlanta at Boston	5-10-12
10	Atlanta vs. Houston (San Diego)	4-20-79
11	Atlanta vs. Cleveland	5-09-09
12	Atlanta at Boston	5-22-88
13	two times	

MOST REBOUNDS-GAME

82	St. Louis vs. Los Angeles	4-09-66
63	Atlanta vs. Washington	4-20-79
60	Atlanta vs. Houston (San Diego)	4-06-69
56	Atlanta vs. Indiana	5-12-94
55	two times	

FEWEST REBOUNDS-GAME

23	Atlanta vs. Cleveland	5-09-09
28	Atlanta at Indiana	5-01-13
28	Atlanta at Boston	4-30-08
28	Atlanta at Chicago	4-30-93
29	three times	

MOST ASSISTS-GAME

40	Atlanta vs. Chicago	4-19-86
40	Atlanta vs. Detroit	3-25-70
32	St. Louis vs. Detroit	3-27-58



OPPONENT INDIVIDUAL PLAYOFF RECORDS (*) NBA RECORD

TOTAL	PLAYER	TEAM	DATE
-------	--------	------	------

MOST POINTS

54	John Havlicek	Boston vs. Atlanta	4-01-73
50	Wilt Chamberlain	San Francisco vs. St. Louis	4-10-64
47	LeBron James	Cleveland at Atlanta	5-09-09
47	Rick Barry	San Francisco vs. St. Louis	4-16-67
47	Elgin Baylor	Los Angeles at St. Louis	3-27-61

MOST REBOUNDS

40	Bill Russell	Boston vs. St. Louis	3-29-60
38	Bill Russell	Boston vs. St. Louis	4-11-61
26	Dave DeBusschere	Detroit vs. St. Louis	3-24-63
24	Moses Malone	Houston at Atlanta	4-13-79
20	Horace Grant	Orlando vs. Atlanta	5-13-96
20	Rony Seikaly	Miami vs. Atlanta	5-03-94
20	Dennis Rodman	Detroit vs. Atlanta	5-05-91

FIELD GOALS MADE

24*	John Havlicek	Boston vs. Atlanta	4-01-73
22	Wilt Chamberlain	San Francisco at St. Louis	4-10-64
19	Wilt Chamberlain	San Francisco vs. St. Louis	4-16-64
19	Wilt Chamberlain	San Francisco at St. Louis	4-05-64

FIELD GOALS ATTEMPTED

45	Elgin Baylor	Los Angeles vs. St. Louis	3-27-61
38	Rick Barry	San Francisco vs. St. Louis	4-16-67
36	John Havlicek	Boston vs. Atlanta	4-01-73
36	Wilt Chamberlain	San Francisco at St. Louis	4-05-64
34	Elvin Hayes	Washington vs. Atlanta	4-29-79

FREE THROWS MADE

18	Elgin Baylor	Minneapolis vs. St. Louis	3-17-60
17	Paul George	Indiana vs. Atlanta	4-21-13
16	Dwyane Wade	Miami vs. Atlanta	5-01-09
15	Dwight Howard	Orlando vs. Atlanta	4-19-11
15	Latrell Sprewell	New York at Atlanta	5-20-99

FREE THROWS ATTEMPTED

23	Jerry West	Los Angeles vs. Atlanta	4-19-70
23	Elgin Baylor	Minneapolis at St. Louis	3-17-60
22	Dwight Howard	Orlando vs. Atlanta	4-16-11
19	Dwight Howard	Orlando vs. Atlanta	4-19-11
19	Rick Barry	San Francisco at St. Louis	4-05-67

MOST ASSISTS

19	Bob Cousy	Boston vs. St. Louis	4-09-58
16	Rajon Rondo	Boston at Atlanta	4-29-12
16	Isiah Thomas	Detroit at Atlanta	4-17-86

MOST STEALS

7	Dennis Johnson	Boston vs. Atlanta	4-29-86
---	----------------	--------------------	---------

BLOCKED SHOTS

8	Darryl Dawkins	Philadelphia vs. Atlanta	4-21-82
---	----------------	--------------------------	---------

OPPONENT TEAM PLAYOFF RECORDS (*) NBA RECORD

MOST POINTS

143	San Francisco at St. Louis	4-01-67
140	Boston vs. St. Louis	3-27-60
136	Boston vs. Atlanta	4-02-72
136	Boston vs. St. Louis	3-30-58
135	Minneapolis vs. St. Louis	3-25-57

FEWEST POINTS

64	Miami at Atlanta	4-19-09
64	Charlotte at Atlanta	4-28-98
69	Milwaukee vs. Atlanta	4-30-10
69	Indiana at Atlanta	4-27-13
69	Detroit at Atlanta	5-10-99
69	Indiana at Atlanta	5-12-94

MOST POINTS, FIRST HALF

66	Boston vs. Atlanta	5-06-86
66	Detroit at Atlanta	4-19-86
65	Boston vs. Atlanta	4-27-86
64	Boston vs. Atlanta	5-06-12
64	Boston vs. Atlanta	4-29-86

FEWEST POINTS, FIRST HALF

30	Indiana at Atlanta	4-27-13
32	Charlotte at Atlanta	4-28-98
32	Indiana at Atlanta	5-12-94
34	Milwaukee vs. Atlanta	4-30-10
35	two times	

MOST POINTS, SECOND HALF

78	San Francisco vs. St. Louis	4-01-67
74	Chicago vs. Atlanta	4-03-70
69	Milwaukee vs. Atlanta	5-04-88
66	Boston vs. Atlanta	5-06-86
63	Orlando vs. Atlanta	5-06-10

FEWEST POINTS, SECOND HALF

25	Miami at Atlanta	4-19-09
25	Detroit at Atlanta	5-10-99
27	Detroit at Atlanta	5-08-99
29	Miami vs. Atlanta	4-27-09
31	New York vs. Atlanta	5-24-99
38	Boston at Atlanta	5-16-88

MOST POINTS, FIRST QUARTER

38	Boston vs. Atlanta	5-11-88
36	Milwaukee vs. Atlanta	4-24-10
36	Orlando vs. Atlanta	5-10-96
36	Chicago vs. Atlanta	4-30-93

FEWEST POINTS, FIRST QUARTER

13	Milwaukee at Atlanta	5-02-10
14	Indiana at Atlanta	4-27-13
15	two times	
16	Orlando vs. Atlanta	4-19-11
16	Washington at Atlanta	4-20-79

MOST POINTS, SECOND QUARTER

46	Boston vs. St. Louis (*)	3-27-60
37	Detroit at Atlanta	5-02-91
34	two times	
33	two times	

FEWEST POINTS, SECOND QUARTER

13	Indiana at Atlanta	4-26-14
13	Indiana vs. Atlanta	4-25-96
13	Indiana vs. Atlanta	4-27-95
13	Indiana at Atlanta	5-12-94
14	three times	

MOST POINTS, THIRD QUARTER

44	Detroit vs. Atlanta	5-08-87
44	San Francisco vs. St. Louis	4-01-67
42	Chicago vs. Atlanta	4-03-70
38	Chicago vs. Atlanta	5-06-97
36	two times	

FEWEST POINTS, THIRD QUARTER

10	Detroit at Atlanta	5-10-99
11	Milwaukee vs. Atlanta	4-30-10
11	Detroit at Atlanta	5-08-99
12	Charlotte at Atlanta	4-28-98
13	Miami vs. Atlanta	4-27-09

MOST POINTS, FOURTH QUARTER

41	Milwaukee at Atlanta	5-08-88
39	Detroit at Atlanta	5-13-87
34	Boston vs. Atlanta	5-22-88
34	Milwaukee vs. Atlanta	5-04-88
33	two times	

FEWEST POINTS, FOURTH QUARTER

7	Miami at Atlanta	4-19-09
11	Boston vs. Atlanta	5-06-12
11	Detroit at Atlanta	5-16-99
12	Indiana vs. Atlanta	4-25-96
12	Indiana at Atlanta	5-12-94

MOST POINTS, OVERTIME

17	Minneapolis vs. St. Louis (1st OT)	3-25-57
----	------------------------------------	---------

FEWEST POINTS, OVERTIME

4	Minneapolis vs. St. Louis (2nd OT)	3-25-57
---	------------------------------------	---------



OPPONENT PLAYOFF TEAM RECORDS, CONT. (*) NBA RECORD

MOST FIELD GOALS MADE-GAME

61	Boston vs. St. Louis	3-27-60
58	San Francisco vs. St. Louis	4-01-67
53	Chicago vs. Atlanta	4-03-70
52	Boston vs. Atlanta	4-29-86
50	two times	

FEWEST FIELD GOALS MADE-GAME

22	Indiana at Atlanta	4-27-13
23	Miami vs. Atlanta	4-27-09
25	Milwaukee vs. Atlanta	4-30-10
25	Charlotte at Atlanta	4-28-98
26	three times	

MOST FIELD GOALS ATT.-GAME

109	Chicago vs. Atlanta	4-03-70
108	Chicago at St. Louis	3-25-67
107	Detroit vs. Atlanta	4-25-86
102	Chicago vs. Atlanta	4-30-93
102	Detroit at Atlanta	4-19-86

FEWEST FIELD GOALS ATT.-GAME

61	Miami vs. Atlanta	4-27-09
63	Miami at Atlanta	5-03-09
65	four times	
66	Indiana vs. Atlanta	4-25-96
66	Indiana vs. Atlanta	5-01-87

HIGHEST FIELD GOAL PCT.-GAME

.608	Boston vs. Atlanta	5-22-88
.591	Boston at Atlanta	5-02-86
.588	Charlotte vs. Atlanta	4-23-98
.578	Orlando vs. Atlanta	5-08-96
.571	Boston vs. Atlanta	5-11-88

LOWEST FIELD GOAL PCT.-GAME

.272	Indiana at Atlanta	4-27-13
.318	Indiana at Atlanta	5-12-94
.326	Milwaukee at Atlanta	5-02-10
.329	Milwaukee vs. Atlanta	4-30-10
.341	Boston at Atlanta	5-04-86

MOST FREE THROWS MADE-GAME

41	Milwaukee at Atlanta	5-04-88
41	Philadelphia vs. Atlanta	4-09-80
40	San Francisco at St. Louis	4-12-67
38	Philadelphia vs. Atlanta	4-06-80
36	two times	

FEWEST FREE THROWS MADE-GAME

8	Indiana at Atlanta	4-26-14
8	Boston vs. Atlanta	5-06-12
8	Chicago at Atlanta	5-12-11
8	Milwaukee at Atlanta	4-20-10
8	Miami at Atlanta	4-19-09
8	Chicago vs. Atlanta	5-08-97

MOST FREE THROWS ATT.-GAME

60	Los Angeles at Atlanta	4-12-70
53	San Francisco at St. Louis	4-12-67
49	Philadelphia vs. Atlanta	4-09-80
48	Philadelphia vs. Atlanta	4-06-80
47	two times	

FEWEST FREE THROWS ATT.-GAME

10	Chicago at Atlanta	5-12-11
11	Detroit vs. Atlanta	5-14-99
11	Chicago vs. Atlanta	5-10-97
12	Milwaukee vs. Atlanta	4-30-10
12	Miami at Atlanta	4-19-09
12	Detroit at Atlanta	5-04-97

MOST REBOUNDS-GAME

62	Chicago vs. Atlanta	4-30-93
58	Chicago vs. Atlanta	5-04-11
57	Washington at Atlanta	4-22-79
55	Indiana vs. Atlanta	5-03-14
54	four times	

FEWEST REBOUNDS-GAME

21	Detroit vs. Atlanta	4-29-97
26	Detroit at Atlanta	5-16-99
27	Charlotte vs. Atlanta	4-23-98
27	Boston vs. Atlanta	5-22-88
29	Miami at Atlanta	4-29-09

HAWKS YEARLY PLAYOFF STATS

1968-69 PLAYOFF STATS

(Defeated San Diego, 4-2 ... Lost to Los Angeles, 4-1)

	G	Min	FGM	FGA	Pct.	FTM	FTA	Pct.	Reb	Asst	PF	DQ	Pts	Avg
Beatty	11	473	102	236	.432	43	64	.672	142	25	47	0	247	22.5
Hudson	11	424	101	216	.468	40	52	.769	59	32	43	1	242	22.0
Bridges	11	442	69	156	.442	34	48	.708	178	37	48	2	172	15.6
Caldwell	11	404	65	134	.485	32	69	.466	55	37	40	1	162	14.7
Hazzard	11	360	53	135	.393	48	61	.787	33	43	38	0	154	14.0
Ohl	11	194	30	86	.349	13	22	.591	13	16	25	0	73	6.6
Silas	11	258	21	58	.362	19	37	.514	92	21	32	0	61	5.5
Davis	8	52	4	15	.267	5	8	.625	17	1	7	0	13	1.6
Guerin	3	32	1	4	.250	1	2	.500	5	7	8	0	3	1.0
Harricka	1	1	0	0	.000	0	0	.000	0	0	1	0	0	0.0

1969-70 PLAYOFF STATS

(Defeated Chicago, 4-1 ... Lost to Los Angeles, 4-0)

	G	Min	FGM	FGA	Pct.	FTM	FTA	Pct.	Reb	Asst	PF	DQ	Pts	Avg
Caldwell	9	393	93	198	.470	39	60	.650	45	38	34	1	225	25.0
Hudson	9	360	78	187	.417	41	50	.820	40	33	34	2	197	21.9
Hazzard	7	255	65	130	.500	20	32	.625	24	54	23	0	150	21.4
Bellamy	9	368	59	126	.468	33	46	.717	140	35	32	0	151	16.8
Guerin	2	56	13	21	.619	7	7	1.000	8	4	6	0	33	16.5
Bridges	9	381	44	110	.400	16	27	.593	154	29	37	1	104	11.6
Beard	9	146	31	65	.477	19	26	.731	26	8	19	0	81	9.0
Newmark	6	42	15	33	.455	4	4	1.000	12	2	8	0	34	5.7
Davis	9	117	14	37	.378	10	17	.588	30	6	24	1	38	4.2
Gregor	7	67	6	21	.286	4	6	.667	17	2	14	0	16	2.3

1970-71 PLAYOFF STATS

(Lost to New York, 4-1)

	G	Min	FGM	FGA	Pct.	FTM	FTA	Pct.	Reb	Asst	PF	DQ	Pts	Avg
Hudson	5	213	49	108	.454	29	39	.744	35	15	19	0	127	25.4
Maravich	5	199	46	122	.377	18	26	.692	26	24	14	0	110	22.0
Bellamy	5	216	41	69	.594	22	29	.759	72	10	16	0	104	20.8
Hazzard	5	202	25	76	.329	20	25	.800	25	27	22	1	70	14.0
Davis	5	119	17	36	.472	22	27	.815	22	4	17	1	56	11.2
Bridges	5	229	23	58	.397	3	9	.333	104	5	17	0	49	9.8
Chambers	4	22	3	9	.333	1	2	.500	5	0	4	0	7	1.8

1971-72 PLAYOFF STATS

(Lost to Boston, 4-2)

	G	Min	FGM	FGA	Pct.	FTM	FTA	Pct.	Reb	Asst	PF	DQ	Pts	Avg
Maravich	6	219	54	121	.446	58	71	.817	32	28	24	0	166	27.7
Hudson	6	266	63	139	.453	24	29	.828	33	21	13	0	150	25.0
Bellamy	6	247	42	86	.488	27	43	.628	82	11	20	0	111	18.5
Gilliam	6	173	28	71	.394	10	11	.909	30	33	15	0	66	11.0
Washington	6	209	28	58	.483	9	16	.563	48	10	20	0	65	10.8
Adams	6	188	20	56	.357	16	23	.696	38	12	25	1	56	9.3
Trapp	6	66	19	44	.432	3	8	.375	18	5	13	0	41	6.8
May	3	31	3	9	.333	6	8	.750	8	1	3	0	12	4.0
Payne	1	5	1	1	1.000	2	5	.400	4	0	1	0	4	4.0
Christian	6	34	3	8	.375	1	1	1.000	7	0	10	0	7	1.2
Haliburton	1	2	0	1	.000	0	0	.000	0	0	0	0	0	0.0

1972-73 PLAYOFF STATS

(Lost to Boston, 4-2)

	G	Min	FGM	FGA	Pct.	FTM	FTA	Pct.	Reb	Asst	PF	DQ	Pts	Avg
Hudson	6	255	76	166	.458	26	29	.897	47	17	16	0	178	29.7
Maravich	6	234	65	155	.419	27	34	.794	29	40	24	1	157	26.2
Bellamy	6	247	34	86	.395	14	31	.452	73	13	17	0	82	13.7
Gilliam	6	197	33	81	.407	5	5	1.000	21	31	19	1	71	11.8
Bracey	6	123	24	47	.511	11	16	.688	13	20	13	0	59	9.8
Washington	6	226	19	48	.396	5	17	.294	60	14	19	1	43	7.2
Trapp	6	99	11	32	.343	3	5	.600	21	3	21	0	25	4.2
Tschogl	3	11	5	8	.625	0	0	.000	4	1	0	0	10	3.3
Mast	4	15	5	5	1.000	0	0	.000	5	1	1	0	10	2.5
Wetzel	3	33	3	7	.429	0	0	.000	2	4	6	0	6	2.0



HAWKS YEARLY PLAYOFF STATS, CONT.

1977-78 PLAYOFF STATS

(Lost to Washington, 2-0)

G	Min	FGM	FGA	Pct.	FTM	FTA	Pct.	Reb	Asst	PF	Stl	Blk	Pts	Avg	
Drew	2	79	21	49	.429	10	16	.625	15	3	9	1	1	52	26.0
E. Johnson	2	64	12	19	.632	7	8	.875	6	6	10	8	1	31	15.5
Criss	2	65	10	24	.417	7	9	.778	4	3	5	4	1	27	13.5
McMillen	2	75	13	23	.565	0	0	.000	22	1	9	1	0	26	13.0
Hawes	2	71	7	18	.389	2	3	.667	17	8	5	1	2	16	8.0
Hill	2	61	6	15	.400	4	4	1.000	3	7	7	2	0	16	8.0
Rollins	2	51	7	12	.583	2	8	.250	9	1	8	1	4	16	8.0
O. Johnson	2	21	4	11	.364	0	0	—	3	2	4	1	1	8	4.0
Robertson	2	12	2	6	.333	1	2	.500	0	0	3	0	0	5	2.5
Brown	2	6	0	0	—	0	0	—	0	0	1	0	0	0	—

1978-79 PLAYOFF STATS

(Defeated Houston, 2-0 ... Lost to Washington, 4-3)

G	Min	FGM	FGA	Pct.	FTM	FTA	Pct.	Reb	Asst	PF	Stl	Blk	Pts	Avg	
Roundfield	9	338	61	133	.459	36	45	.800	106	25	44	8	23	158	17.6
Johnson	9	262	65	128	.508	18	25	.720	23	45	22	4	2	148	16.4
Drew	9	275	55	131	.420	35	46	.761	60	7	36	9	4	145	16.1
Furlow	9	244	55	113	.487	26	28	.929	32	29	15	7	2	136	15.1
Hawes	9	243	40	81	.494	9	12	.750	63	29	33	8	3	89	9.9
Hill	9	267	29	71	.408	8	12	.667	17	50	33	12	1	66	7.3
McMillen	9	163	20	46	.435	16	19	.842	34	7	21	2	1	56	6.2
Rollins	9	212	21	51	.412	9	13	.692	71	5	29	3	24	51	5.7
Criss	9	99	12	29	.414	9	10	.900	5	16	5	3	0	33	3.7
Givens	9	81	10	30	.333	3	3	1.000	21	3	9	1	2	23	2.6
Wilson	1	1	0	0	—	0	0	—	0	0	0	0	0	0	—

1979-80 PLAYOFF STATS

(Lost to Philadelphia, 4-1)

G	Min	FGM	FGA	Pct.	FTM	FTA	Pct.	Reb	Asst	PF	Stl	Blk	Pts	Avg	
Johnson	5	188	38	74	.514	21	28	.750	18	21	12	8	2	97	19.4
Roundfield	5	174	32	69	.464	22	35	.629	58	11	22	4	8	86	17.2
Drew	5	150	24	63	.381	25	35	.714	30	4	21	7	0	73	14.6
Criss	5	152	29	59	.492	11	12	.917	5	22	12	6	0	70	14.0
Hawes	5	149	18	41	.439	16	18	.889	35	12	22	9	1	52	10.4
Rollins	5	134	18	31	.581	6	10	.600	38	3	25	2	14	42	8.4
Hill	5	109	12	30	.400	11	12	.917	6	15	14	4	1	35	7.0
McElroy	5	32	4	9	.444	4	5	.800	2	4	1	0	0	12	2.4
Brown	5	58	4	13	.308	2	2	1.000	10	1	9	1	1	10	2.0
Givens	4	36	3	14	.214	0	0	—	5	3	7	2	0	6	1.5
Pellom	4	18	0	3	.000	1	3	.333	0	1	3	0	1	1	0.3

3-pt. field goals: Atlanta 1-7 (.143) - Roundfield 0-1 (.000), Criss 1-3 (.333), Hill 0-1 (.000), Brown 0-1 (.000), McElroy 0-1 (.000). Opponents 2-15 (.133).

1981-82 PLAYOFF STATS

(Lost to Philadelphia, 2-0)

G	Min	FGM	FGA	Pct.	FTM	FTA	Pct.	Reb	Asst	PF	Stl	Blk	Pts	Avg	
Roundfield	2	85	17	36	.472	8	14	.571	22	2	8	2	4	42	21.0
Drew	2	59	8	22	.364	7	12	.583	10	1	11	0	0	23	11.5
Johnson	2	67	9	26	.346	4	4	1.000	6	9	8	0	1	22	11.0
McMillen	2	47	8	13	.615	4	6	.667	7	1	5	3	0	20	10.0
Hawes	1	12	2	5	.400	3	4	.750	5	0	1	0	0	7	7.0
Macklin	2	30	4	8	.500	6	6	1.000	3	1	6	0	0	14	7.0
Sparrow	2	69	5	12	.417	4	4	1.000	8	11	7	2	0	14	7.0
Glenn	2	35	5	7	.714	2	2	1.000	1	2	3	3	0	12	6.0
Matthews	2	28	2	10	.200	4	4	1.000	0	4	4	0	1	8	4.0
Rollins	2	65	2	6	.333	3	4	.750	8	2	8	0	6	7	3.5
Pellom	1	4	1	3	.333	0	0	—	1	0	0	0	0	2	2.0
Williams	1	4	0	2	.000	0	0	—	0	0	0	0	0	0	—

3-pt. field goals: Atlanta 0-3 (.000) - Macklin 0-1 (.000), Sparrow 0-1 (.000), Williams 0-1 (.000). Opponents 0-1 (.000).

HAWKS YEARLY PLAYOFF STATS, CONT.

1982-83 PLAYOFF STATS

(Lost to Boston, 2-1)

G	Min	FGM	FGA	Pct.	FTM	FTA	Pct.	Reb	Asst	PF	Stl	Blk	Pts	Avg	
Roundfield	3	124	24	50	.480	5	11	.455	42	10	5	4	4	53	17.7
Davis	3	113	21	52	.404	9	10	.900	5	27	6	0	0	51	17.0
Wilkins	3	109	17	42	.405	12	14	.857	15	1	9	2	1	47	15.7
Macklin	3	78	11	24	.458	8	10	.800	15	2	12	2	2	30	10.0
Rollins	3	118	13	27	.481	3	9	.333	30	3	12	1	10	29	9.7
Glenn	3	67	12	22	.545	4	4	1.000	5	3	10	2	0	28	9.3
Matthews	3	38	3	9	.333	4	5	.800	0	11	5	0	1	10	3.3
McMillen	3	39	4	12	.333	2	2	1.000	7	2	5	1	2	10	3.3
Smith	2	15	1	5	.200	4	4	1.000	1	4	1	1	0	6	3.0
Edmonson	1	2	1	1	1.000	0	0	—	1	1	0	0	0	2	2.0
Brown	2	15	1	3	.333	1	2	.500	3	0	3	0	0	3	1.5
G. Johnson	1	2	0	0	—	0	0	—	0	0	0	0	0	0	—

3-pt. field goals: Atlanta 1-4 (.250) - Roundfield 0-1 (.000), Davis 0-1 (.000), Wilkins 1-1 (1.000), Matthews 0-1 (.000). Opponents 3-13 (.231).

1983-84 PLAYOFF STATS

(Lost to Milwaukee, 3-2)

G	Min	FGM	FGA	Pct.	FTM	FTA	Pct.	Reb	Asst	PF	Stl	Blk	Pts	Avg	
Wilkins	5	197	35	84	.417	26	31	.839	41	11	13	12	1	96	19.2
Roundfield	5	191	30	69	.435	25	35	.714	44	8	16	2	7	86	17.2
Rivers	5	130	16	32	.500	36	41	.878	10	16	16	12	4	68	13.6
Johnson	5	123	19	54	.352	15	22	.682	9	24	11	6	0	54	10.8
Davis	5	131	22	55	.400	6	6	1.000	10	24	10	1	0	50	10.0
Wittman	5	96	20	37	.541	0	0	.000	9	11	5	1	0	40	8.0
Brown	5	83	10	21	.476	10	12	.833	19	2	19	0	1	30	6.0
Rollins	5	152	10	25	.400	5	8	.625	34	1	23	2	10	25	5.0
Glenn	5	53	5	14	.357	0	0	.000	5	5	9	2	0	10	2.0
Hastings	5	32	2	9	.222	3	4	.750	8	1	4	1	0	7	1.4
Paultz	2	7	1	3	.333	0	0	.000	0	0	0	0	0	2	1.0
Landsberger	2	5	0	1	.000	0	0	—	1	0	1	0	0	0	0.0

3-pt. field goals: Atlanta 2-11 (.182) - Wilkins 0-1 (.000), Roundfield 1-1 (1.000), Rivers 0-3 (.000), Johnson 1-6 (.167). Opponents 6-21 (.286).

1985-86 PLAYOFF STATS

(Defeated Detroit, 3-1 ... Lost to Boston, 4-1)

G	Min	FGM	FGA	Pct.	FTM	FTA	Pct.	Reb	Asst	PF	Stl	Blk	Pts	Avg	
Wilkins	9	360	94	217	.433	68	79	.861	54	25	24	9	2	257	28.6
Wittman	9	348	71	135	.526	18	26	.692	24	30	16	10	1	160	17.8
Willis	9	280	55	98	.561	15	23	.652	65	5	38	7	8	125	13.9
Rivers	9	262	40	92	.435	31	42	.738	42	78	38	18	0	114	12.7
Webb	9	183	42	81	.519	26	33	.788	31	65	13	4	1	110	12.2
Rollins	9	248	26	47	.553	7	11	.636	78	3	32	2	15	59	6.6
Koncak	9	193	14	29	.483	26	46	.565	34	5	27	6	10	54	6.0
Levingston	9	180	22	37	.595	7	9	.778	4	3	23	4	9	52	5.8
Hastings	9	49	11	14	.786	5	11	.455	10	2	11	2	0	28	3.1
Davis	8	65	9	25	.360	4	4	1.000	6	15	6	2	0	22	2.8
Battle	6	27	4	11	.364	3	4	.750	4	2	5	2	0	11	1.8
Charles	4	15	3	4	.750	1	1	1.000	2	2	1	0	0	7	1.8

3-pt. field goals: Atlanta 6-21 (.286) - Wilkins 1-5 (.200), Wittman 0-1 (.000), Rivers 3-6 (.500), Webb 0-2 (.000), Levingston 1-1 (1.000), Hastings 1-4 (.250), Battle 0-1 (.000). Opponents 14-35 (.400).

1986-87 PLAYOFF STATS

(Defeated Indiana, 3-1 ... Lost to Detroit, 4-1)

G	Min	FGM	FGA	Pct.	FTM	FTA	Pct.	Reb	Asst	PF	Stl	Blk	Pts	Avg	
Wilkins	9	360	86	210	.410	66	74	.892	70	25	25	16	8	241	26.8
Wittman	9	300	67	121	.554	14	17	.824	18	30	22	4	4	148	16.4
Willis	9	356	60	115	.522	21	31	.677	83	6	33	9	7	141	15.7
Carr	9	162	39	56	.696	26	32	.813	27	13	36	3	8	104	11.6
Rivers	8	245	18	47	.383	26	52	.500	27	90	32	9	3	62	



HAWKS YEARLY PLAYOFF STATS, CONT.

1987-88 PLAYOFF STATS

(Defeated Milwaukee, 3-2 ... Lost to Boston, 4-3)

	G	Min	FGM	FGA	Pct.	FTM	FTA	Pct.	Reb	Asst	PF	Stl	Blk	Pts	Avg
Wilkins	12	473	137	300	.457	96	125	.768	77	34	24	16	6	374	31.2
Willis	12	462	80	138	.580	34	50	.680	108	11	51	10	10	194	16.2
Rivers	12	409	71	139	.511	39	43	.907	59	115	40	25	2	188	15.7
Wittman	12	344	66	122	.541	5	7	.714	26	43	26	7	1	137	11.4
Webb	12	211	35	81	.432	34	37	.919	20	56	22	9	0	106	8.8
Battle	12	166	32	67	.478	17	25	.680	20	26	14	2	0	81	6.8
Carr	12	210	36	68	.529	9	14	.643	41	15	47	4	17	81	6.8
Levingston	12	163	24	50	.480	12	16	.750	26	7	25	5	5	60	5.0
Rollins	12	333	20	36	.556	13	15	.867	71	6	46	10	19	53	4.4
Hastings	11	103	9	14	.643	8	8	1.000	17	3	21	3	1	26	2.4
Wood	4	4	1	1	1.000	0	0	---	0	1	0	0	0	3	0.8
Washburn	1	2	0	0	---	0	0	---	0	0	0	0	0	0	---

3-pt. field goals: Atlanta 14-54 (.222) - Wilkins 4-18 (.222), Willis 0-1 (.000), Rivers 7-22 (.318), Webb 2-8 (.250), Battle 0-2 (.000), Carr 0-1 (.000), Hastings 0-1 (.000), Wood 1-1 (.000), Opponents 21-70 (.300).

1988-89 PLAYOFF STATS

(Lost to Milwaukee, 3-2)

	G	Min	FGM	FGA	Pct.	FTM	FTA	Pct.	Reb	Asst	PF	Stl	Blk	Pts	Avg
Wilkins	5	212	52	116	.448	27	38	.711	27	17	5	4	8	136	27.2
Malone	5	197	32	64	.500	40	51	.784	60	9	5	7	4	105	21.0
Rivers	5	191	22	57	.386	17	24	.708	24	34	22	7	2	67	13.4
Koncak	5	192	18	29	.621	28	33	.848	48	4	23	2	8	64	12.8
Battle	5	118	20	46	.435	9	12	.750	13	16	13	2	0	49	9.8
Theus	5	127	14	38	.368	9	12	.750	7	24	18	1	0	37	7.4
Carr	5	81	13	21	.619	8	11	.727	8	7	13	0	4	34	6.8
Levingston	5	77	3	11	.273	9	10	.900	17	2	15	0	3	16	3.2
Webb	5	55	3	11	.273	2	2	1.000	4	15	6	4	0	8	1.6

3-pt. field goals: Atlanta 13-46 (.283) - Wilkins 5-17 (.294), Malone 1-1 (.000), Rivers 6-19 (.316), Battle 0-6 (.000), Theus 0-2 (.000), Levingston 1-1 (.000), Opponents 13-41 (.317).

1990-91 PLAYOFF STATS

(Lost to Detroit, 3-2)

	G	Min	FGM	FGA	Pct.	FTM	FTA	Pct.	Reb	Asst	PF	Stl	Blk	Pts	Avg
Wilkins	5	195	35	94	.372	32	35	.914	32	13	8	9	5	104	20.8
Rivers	5	173	30	64	.469	17	19	.895	20	15	14	5	2	78	15.6
Willis	5	159	27	67	.403	21	30	.700	45	5	22	3	1	77	15.4
Webb	5	154	25	57	.439	11	16	.688	22	24	13	7	1	66	13.2
Battle	5	107	16	44	.364	24	25	.960	10	11	11	1	0	58	11.6
Moncrief	5	91	11	22	.500	13	16	.813	16	2	16	3	0	36	7.2
Ferrell	5	73	8	18	.444	8	12	.667	17	3	10	0	0	24	4.8
Malone	5	84	4	20	.200	13	14	.929	31	3	4	2	1	21	4.2
McCormick	2	13	2	7	.286	2	3	.667	2	0	1	0	0	6	3.0
Koncak	5	133	4	14	.286	2	2	1.000	23	7	17	2	4	10	2.0
Leonard	2	5	2	2	1.000	0	0	---	2	0	0	0	0	4	2.0
Robinson	2	13	1	4	.250	0	0	---	1	1	1	1	0	2	1.0

3-pt. field goals: Atlanta 13-52 (.250) - Wilkins 2-15 (.133), Rivers 1-11 (.091), Willis 2-3 (.667), Webb 5-12 (.417), Battle 2-5 (.400), Moncrief 1-6 (.167), Opponents 23-59 (.390).

1992-93 PLAYOFF STATS

(Lost to Chicago, 3-0)

	G	Min	FGM	FGA	Pct.	FTM	FTA	Pct.	Reb	Asst	PF	Stl	Blk	Pts	Avg
Wilkins	3	113	32	75	.427	23	30	.767	16	9	8	3	1	90	30.0
Willis	3	103	21	45	.467	8	14	.571	26	3	13	2	0	50	16.7
Augmon	3	93	14	31	.452	8	12	.667	8	5	7	4	0	36	12.0
Ferrell	3	54	14	23	.609	4	5	.800	5	1	6	0	0	33	11.0
Blaylock	3	99	9	25	.360	5	6	.833	13	13	9	3	4	27	9.0
Keefe	3	53	7	13	.538	4	6	.667	13	6	7	1	0	18	6.0
Foster	1	5	1	3	.333	3	4	.750	1	0	0	0	0	5	5.0
Mays	1	20	2	4	.500	0	0	---	1	0	3	0	0	4	4.0
Henson	3	47	3	9	.333	0	0	---	4	5	4	4	0	8	2.7
Graham	2	27	2	8	.250	0	0	---	3	2	2	4	0	4	2.0
Breuer	1	17	1	4	.250	0	0	---	2	1	2	0	1	2	2.0
Koncak	3	89	1	10	.100	1	2	.500	24	4	9	3	5	3	1.0

3-pt. field goals: Atlanta 10-36 (.278) - Wilkins 3-12 (.250), Willis 0-1 (.000), Ferrell 1-3 (.333), Blaylock 4-12 (.333), Mays 0-1 (.000), Henson 2-5 (.400), Graham 0-2 (.000), Opponents 15-34 (.441).

HAWKS YEARLY PLAYOFF STATS, CONT.

1993-94 PLAYOFF STATS

(Defeated Miami, 3-2 ... Lost to Indiana, 4-2)

	G	Min	FGM	FGA	Pct.	FTM	FTA	Pct.	Reb	Asst	PF	Stl	Blk	Pts	Avg
Manning	11	426	84	172	.488	52	66	.788	77	37	39	15	9	220	20.0
Blaylock	11	415	48	141	.340	25	30	.833	55	98	22	24	5	143	13.0
Willis	11	362	59	129	.457	16	21	.762	119	11	37	8	5	134	12.2
Ehlo	11	317	50	118	.424	17	24	.708	30	40	32	11	0	125	11.4
Augmon	11	324	46	89	.517	27	38	.711	29	28	26	7	2	119	10.8
Ferrell	11	187	25	63	.397	27	36	.750	31	17	24	5	3	78	7.1
Lang	11	234	29	63	.460	17	22	.773	47	5	35	6	20	75	6.8
Koncak	11	195	27	66	.409	4	10	.400	30	13	32	6	12	58	5.3
Keefe	7	62	6	10	.600	4	9	.444	13	2	9	1	1	16	2.3
Whatley	11	113	9	28	.321	6	8	.750	14	12	18	7	0	24	2.2
Graham	1	2	1	2	.500	0	0	---	0	0	0	0	0	2	2.0
Edwards	1	3	0	0	---	0	0	---	0	0	0	0	1	0	---

3-pt. field goals: Atlanta 31-98 (.316) - Blaylock 22-64 (.344), Willis 0-5 (.000), Ehlo 8-23 (.348), Ferrell 1-4 (.250), Lang 0-1 (.000), Graham 0-1 (.000), Opponents 47-130 (.362).

1994-95 PLAYOFF STATS

(Lost to Indiana, 3-0)

	G	Min	FGM	FGA	Pct.	FTM	FTA	Pct.	Reb	Asst	PF	Stl	Blk	Pts	Avg
Smith	3	108	17	43	.395	16	19	.842	8	6	14	6	1	57	19.0
Blaylock	3	121	18	49	.367	7	11	.636	13	17	6	4	0	54	18.0
Long	3	110	14	28	.500	13	18	.722	34	4	11	4	1	41	13.7
Corbin	3	79	12	26	.462	8	9	.889	10	2	0	2	1	34	11.3
Lang	3	101	12	28	.429	7	9	.778	12	1	12	2	2	31	10.3
Augmon	3	52	6	14	.429	9	12	.750	7	5	8	3	0	21	7.0
Norman	3	42	7	18	.389	1	7	.143	9	3	13	0	1	16	5.3
Ehlo	3	49	2	12	.167	4	4	1.000	7	3	0	2	0	9	3.0
Anderson	3	39	1	5	.200	3	4	.750	13	2	9	2	2	5	1.7
Whatley	3	19	0	4	.000	0	0	---	4	1	2	0	0	0	---

3-pt. field goals: Atlanta 22-67 (.328) - Smith 7-18 (.389), Blaylock 11-28 (.393), Long 0-1 (.000), Corbin 2-6 (.333), Norman 1-8 (.125), Ehlo 1-6 (.167), Opponents 17-49 (.347).

1995-96 PLAYOFF STATS

(Defeated Indiana, 3-2 ... Lost to Orlando, 4-1)

	G	Min	FGM	FGA	Pct.	FTM	FTA	Pct.	Reb	Asst	PF	Stl	Blk	Pts	Avg
Smith	10	421	75	171	.439	42	52	.808	41	32	31	13	13	217	21.7
Blaylock	10	426	61	145	.421	16	24	.667	43	64	15	22	8	171	17.1
Laettner	10	334	59	122	.484	38	54	.704	69	15	41	12	10	157	15.7
Long	10	362	44	111	.396	20	25	.800	86	28	27	7	3	114	11.4
Augmon	10	314	35	72	.486	33	40	.825	36	27	26	11	6	103	10.3
Henderson	10	145	23	40	.575	7	10	.700	27	7	20	1	4	53	5.3
Rooks	10	140	16	28	.571	13	21	.619	27	7	35	4	4	45	4.5
Ehlo	9	171	12	41	.293	5	7	.714	18	9	14	9	2	36	4.0
Bullard	4	51	4	12	.333	2	4	.500	6	0	6	0	2	14	3.5
Jordan	10	59	7	13	.538	3	7	.429	6	9	7	5	1	17	1.7
Boyce	1	2	0	2	.000	0	0	---	0	0	0	0	0	0	---

3-pt. field goals: Atlanta 76-206 (.369) - Smith 25-61 (.410), Blaylock 33-84 (.393), Laettner 1-3 (.333), Long 6-24 (.250), Augmon 0-1 (.000), Ehlo 7-23 (.304), Bullard 4-8 (.500), Boyce 0-2 (.000), Opponents 49-149 (.329).

1996-97 PLAYOFF STATS

(Defeated Detroit, 3-2 ... Lost to Chicago, 4-1)

	G	Min	FGM	FGA	Pct.	FTM	FTA	Pct.	Reb	Asst	PF	Stl	Blk	Pts	Avg
Smith	10	421	55	139	.396	61	74	.824							



HAWKS YEARLY PLAYOFF STATS, CONT.

1997-98 PLAYOFF STATS

(Lost to Charlotte, 3-1)

G	Min	FGM	FGA	Pct.	FTM	FTA	Pct.	Reb	Asst	PF	Stl	Blk	Pts	Avg	
Smith	4	160	39	68	574	11	16	688	11	9	17	2	3	99	24.8
Blaylock	4	153	22	53	415	7	12	583	20	33	8	9	1	59	14.8
Henderson	4	126	20	38	526	11	18	611	22	4	13	3	1	51	12.8
Laettner	4	87	12	35	343	15	17	882	17	4	16	6	1	39	9.8
Mutombo	4	136	11	24	458	10	16	625	51	1	10	1	9	32	8.0
Recasner	4	89	10	25	400	2	2	1,000	4	8	7	2	0	29	7.3
Brown	4	50	7	15	467	1	2	500	6	4	5	0	0	16	4.0
Corbin	4	113	7	25	280	0	0	---	15	4	10	6	1	15	3.8
Crawford	1	4	0	0	---	2	2	1,000	2	0	2	0	1	2	2.0
Miller	4	33	3	8	375	2	2	1,000	9	1	5	2	1	8	2.0
Anderson	1	4	0	0	---	0	2	000	2	0	1	0	1	0	0.0
Barry	2	5	0	1	000	0	0	---	1	0	0	0	0	0	0.0

3-pt. field goals: Atlanta 27-72 (.375) - Smith 10-20 (.500), Blaylock 8-27 (.296), Henderson 0-1 (.000), Laettner 0-3 (.000), Recasner 7-12 (.583), Brown 1-2 (.500), Corbin 1-6 (.167), Barry 0-1 (.000), Opponents 14-35 (.400).

1998-99 PLAYOFF STATS

(Defeated Detroit, 3-2 ... Lost to New York, 4-0)

G	Min	FGM	FGA	Pct.	FTM	FTA	Pct.	Reb	Asst	PF	Stl	Blk	Pts	Avg	
Smith	9	356	54	153	353	39	43	907	31	30	32	14	2	156	17.3
Mutombo	9	380	40	71	563	33	47	702	125	11	28	5	23	113	12.6
Blaylock	9	358	44	135	326	7	15	467	36	36	11	18	2	113	12.6
Long	9	358	36	88	409	32	44	727	74	8	27	18	4	105	11.7
Crawford	6	125	16	48	333	23	26	885	19	5	19	1	1	59	9.8
Corbin	9	268	30	72	417	3	4	750	33	16	20	6	0	69	7.7
Gray	8	71	15	41	366	10	11	909	9	4	11	6	1	44	5.5
McLeod	6	49	11	21	524	4	4	1,000	3	1	3	1	1	26	4.3
Johnson	9	111	8	29	276	7	10	700	9	10	9	1	1	24	2.7
West	9	68	3	10	300	2	4	500	9	2	14	2	1	8	0.9
Sheppard	4	12	0	3	000	0	0	---	2	2	0	1	0	0	---
Henderson	1	4	0	0	---	0	0	---	0	0	1	0	0	0	---

3-pt. field goals: Atlanta 43-138 (.312) - Smith 9-33 (.273), Blaylock 18-51 (.353), Long 1-4 (.250), Crawford 4-14 (.286), Corbin 6-23 (.261), Gray 4-11 (.364), Johnson 1-2 (.500), Opponents 28-92 (.304).

2007-08 PLAYOFF STATS

(Lost to Boston, 4-3)

G	Min	FGM	FGA	Pct.	FTM	FTA	Pct.	Reb	Asst	PF	Stl	Blk	Pts	Avg	
Johnson	7	275	47	115	409	30	33	909	27	28	16	2	0	140	20.0
Smith	7	237	35	88	398	37	44	841	45	20	26	12	20	110	15.7
Horford	7	277	34	72	472	20	27	741	73	25	26	3	7	88	12.6
Williams	7	199	24	58	414	32	36	889	28	5	21	2	3	80	11.4
Bibby	7	252	22	65	338	21	32	656	22	22	12	4	2	72	10.3
Childress	7	205	22	42	524	6	12	500	40	11	7	1	5	50	7.1
Pachulia	7	105	7	25	280	15	21	714	20	2	22	2	0	29	4.1
Stoudamire	3	28	4	9	444	2	2	1,000	1	0	2	1	0	12	4.0
Law	7	61	6	8	750	9	10	900	2	8	5	2	0	21	3.0
Richardson	3	6	1	4	250	0	0	---	0	0	1	0	0	2	0.7
Jones	7	29	2	10	200	0	2	000	8	1	3	1	3	4	0.6
West	6	6	1	3	333	0	1	000	2	0	0	0	0	2	0.3

3-pt. field goals: Atlanta 28-87 (.322) - Johnson 16-36 (.444), Bibby 7-24 (.292), Smith 3-18 (.167), Stoudamire 2-6 (.333), Childress 0-2 (.000), Pachulia 0-1 (.000), Opponents 50-131 (.382).

2008-09 PLAYOFF STATS

(Defeated Miami, 4-3 ... Lost to Cleveland, 4-0)

G	Min	FGM	FGA	Pct.	FTM	FTA	Pct.	Reb	Asst	PF	Stl	Blk	Pts	Avg	
Smith	11	410	67	159	421	52	71	732	82	24	36	12	17	188	17.1
Johnson	11	429	70	168	417	28	45	622	49	39	24	14	0	180	16.4
Bibby	11	390	49	106	462	21	22	955	37	46	34	10	2	145	13.2
Murray	11	341	42	123	341	32	37	865	30	28	17	12	3	130	11.8
Pachulia	11	260	22	53	415	32	42	762	76	3	40	5	3	76	6.9
Horford	9	252	25	59	424	12	18	667	52	18	26	6	6	62	6.9
Evans	11	265	28	65	431	4	6	667	16	10	29	6	3	68	6.2
Williams	6	97	10	29	345	9	13	692	9	6	8	5	2	30	5.0
Gardner	3	19	5	13	385	1	1	1,000	2	2	4	1	0	14	4.7
Jones	9	77	6	12	500	2	2	1,000	16	2	9	1	0	14	1.6
Law	6	28	3	9	333	1	1	1,000	2	6	3	0	0	8	1.3
Hunter	4	14	2	3	667	0	0	---	6	0	1	1	1	4	1.0
West	11	46	2	10	200	1	4	250	5	2	2	2	0	5	0.5
Claughton	1	3	0	0	---	0	0	---	0	0	0	0	0	0	---
Morris	3	8	0	1	000	0	0	---	2	0	2	1	0	0	0.0

3-pt. field goals: Atlanta 67-192 (.349) - Bibby 26-48 (.542), Murray 14-50 (.280), Johnson 12-34 (.353), Evans 8-28 (.286), Gardner 3-6 (.500), Smith 2-15 (.133), Law 1-3 (.333), Williams 1-6 (.167), Opponents 80-219 (.365).

HAWKS YEARLY PLAYOFF STATS, CONT.

2009-10 PLAYOFF STATS

(Defeated Milwaukee, 4-3 ... Lost to Orlando, 4-0)

G	Min	FGM	FGA	Pct.	FTM	FTA	Pct.	Reb	Asst	PF	Stl	Blk	Pts	Avg	
Johnson	11	440	77	199	387	34	42	810	56	55	22	10	3	197	17.9
Crawford	11	351	56	154	364	49	58	845	30	30	26	9	1	179	16.3
Horford	11	388	67	128	523	26	31	839	99	29	35	8	19	161	14.6
Jos. Smith	11	392	62	129	481	29	44	659	99	29	30	13	19	155	14.1
Bibby	11	292	36	80	450	7	10	700	28	28	26	9	0	93	8.5
Williams	11	345	31	79	392	29	32	906	63	8	20	6	5	92	8.4
Pachulia	11	161	18	35	514	15	24	625	38	3	34	2	7	51	4.6
Evans	11	148	11	37	297	0	0	---	13	2	19	9	0	25	2.3
Collins	3	10	3	5	600	0	0	---	5	0	7	0	0	6	2.0
Teague	9	59	7	21	333	0	0	---	2	4	3	3	1	16	1.8
Morris	3	10	1	2	500	1	1	1,000	2	0	3	0	0	3	1.0
West	7	20	3	4	750	0	0	---	2	1	7	1	0	6	0.9
Joe Smith	5	24	0	3	000	0	0	---	2	0	1	0	1	0	0.0

3-pt. field goals: Atlanta 50-150 (.333) - Johnson 9-41 (.220), Crawford 18-50 (.360), Horford 1-1 (.000), Jos. Smith 2-6 (.333), Bibby 14-34 (.412), Williams 1-2 (.500), Evans 3-10 (.300), Teague 2-5 (.400), West 0-1 (.000), Opponents 90-261 (.345).

2010-11 PLAYOFF STATS

(Defeated Orlando, 4-2 ... Lost to Chicago, 4-2)

G	Min	FGM	FGA	Pct.	FTM	FTA	Pct.	Reb	Asst	PF	Stl	Blk	Pts	Avg	
Johnson	12	497	87	198	439	34	42	810	55	40	19	13	1	226	18.8
Ja. Crawford	12	358	61	155	394	42	51	824	16	30	17	9	4	185	15.4
Smith	12	438	69	171	404	40	67	597	102	35	39	13	25	181	15.1
Teague	8	238	37	72	514	19	23	826	17	28	10	6	3	94	11.8
Horford	12	468	58	137	423	20	26	769	115	42	33	5	12	136	11.3
Hinrich	6	173	26	52	500	1	1	1,000	14	16	21	7	2	61	10.2
Williams	12	216	22	56	393	10	13	769	27	6	18	9	7	57	4.8
Pachulia	11	195	11	23	478	17	22	773	54	13	37	2	1	39	3.5
Collins	12	158	9	14	643	3	8	375	17	1	31	5	3	21	1.8
Wilkins	8	39	7	13	538	0	0	---	8	1	2	2	2	14	1.8
Sy	4	11	2	3	667	2	4	500	1	3	1	1	0	6	1.5
Powell	9	48	5	9	556	0	0	---	9	1	8	0	0	10	1.1
Armstrong	8	35	1	5	200	3	6	500	10	1	7	3	0	5	0.6
Thomas	1	7	0	2	000	0	0	---	1	0	1	0	0	0	0.0

3-pt. field goals: Atlanta 54-167 (.323) - Ja. Crawford 21-60 (.350), Johnson 18-42 (.429), Hinrich 8-19 (.421), Smith 3-24 (.125), Williams 3-11 (.273), Teague 1-7 (.143), Opponents 70-244 (.287).

2011-12 PLAYOFF STATS

(Lost to Boston, 4-2)

G	Min	FGM	FGA	Pct.	FTM	FTA	Pct.	Reb	Asst	PF	Stl	Blk	Pts	Avg	
J. Johnson	6	243	38	102	373	18	24	750	21	21	11	8	1	103	17.2
Smith	5	196	34	88	386	16	21	762	68	24	14	3	5	84	16.8
Horford	3	108	20	34	588	6	8	750	25	8	11	4	4	46	15.3
Teague	6	225	30	73	411	17	19	895	22	25	18	5	5	84	14.0
Williams	6	145	16	45	356	7	9	778	33	5	9	3	2	47	7.8
Hinrich	6	141	13	30	433	2	2	1,000	12	6	9	4	0	34	5.7
McGrady	6	90	10	26											




HAWKS YEARLY PLAYOFF STATS, CONT.

2013-14 PLAYOFF STATS

	G	Min	FGM	FGA	Pct.	(Lost to Indiana, 4-3)			Reb	Asst	PF	Stl	Blk	Pts	Avg
						FTM	FTA	Pct.							
Millsap	7	267	41	103	.398	45	56	.804	76	20	25	10	13	136	19.4
Teague	7	242	44	112	.393	38	40	.950	26	35	15	7	4	135	19.3
Korver	7	250	30	66	.455	11	12	.917	37	5	15	4	2	94	13.4
Scott	7	146	23	63	.365	10	14	.714	18	3	11	1	0	66	9.4
Carroll	7	246	23	49	.469	7	11	.636	34	11	21	5	3	62	8.9
Williams	7	133	19	50	.380	15	16	.938	16	8	10	7	1	58	8.3
Mack	7	118	19	47	.404	9	12	.750	13	25	10	4	0	57	8.1
Antic	7	170	7	42	.167	5	8	.625	27	5	26	5	3	22	3.1
Schröder	2	7	2	2	1.000	0	0	----	2	0	1	0	0	5	2.5
Martin	3	15	2	3	.667	0	0	----	3	0	2	2	0	4	1.3
Brand	7	81	2	12	.167	4	5	.800	23	6	10	1	6	8	1.1
Muscala	2	5	0	2	.000	0	0	----	0	0	0	0	0	0	0.0

3-pt. field goals: Atlanta 79-230 (.343) - Korver 23-54 (.426), Mack 10-27 (.370), Scott 10-31 (.323), Carroll 9-22 (.409), Millsap 9-27 (.333), Teague 9-27 (.333), Williams 5-16 (.313), Antic 3-25 (.120), Schröder 1-1 (1.000). Opponents 54-149 (.362).



DeMarre Carroll

NBA



26 KYLE
KORVER





NATIONAL BASKETBALL ASSOCIATION



NATIONAL BASKETBALL ASSOCIATION
(www.nba.com)

NBA ENTERTAINMENT

WOMEN'S NATIONAL
BASKETBALL ASSOCIATION

NBA DEVELOPMENT LEAGUE

NEW YORK

Olympic Tower
645 Fifth Avenue
New York, NY 10022
TEL: (212) 407-8000
FAX: (212) 832-3861

NEW JERSEY

100 Plaza Drive
Secaucus, NJ 07094
TEL: (201) 865-1500
FAX: (201) 974-5973

INTERNATIONAL OFFICES

EUROPE

Headquarters - NBA EMEA
Endeavour House
189 Shaftesbury Avenue
London, United Kingdom WC2H 8JR
TEL: 44-20-77-20-8900

SPAIN

pq. Empresarial 'La Finca'
Edif. 15A, 28223
Pozuelo de Alarcón
Madrid, Spain
TEL: 34-911-517-101
FAX: 34-911-517-120

AFRICA

6th Floor World Trade Center
Cnr West Road South and Lower Road
Morningside 2196
Johannesburg, South Africa
TEL: 27-87-940-1333
FAX: 27-86-726-6351

INDIA

1st Floor, Parinee Crescendo
C38 & C93G Block, Bandra Kurla Complex
Bandra (East) Mumbai, India 400051
TEL: 91-22-330-406
FAX: 91-22-6155-4899

CANADA

50 Bay Street
Suite 1402
Toronto, Ontario
Canada M5J 3A5
TEL: 416-682-2000
FAX: 416-364-0205

LATIN AMERICA

BRAZIL

Av Borges de Medeiros, 633
Sala 303 - Leblon
Rio de Janeiro, RJ, Brazil 22430-041
TEL: 55-21-3206-6400
FAX: 55-21-2586-6001

MEXICO

Av Santa Fe 94, Torre A Piso 8, Colonia Zedec Santa Fe
Mexico DF, Mexico 01210
TEL: 52-55-8851-1159
FAX: 52-55-8851-1111

ASIA/PACIFIC

HONG KONG

Room 3101, The Lee Gardens
33 Hysan Avenue
Causeway Bay, Hong Kong
TEL: 011 852-2843-9600
FAX: 011 852-2536-4808

TAIWAN

Suite 1303, No. 88, Section 2, Chung Hsiao East Rd.
Taipei, Taiwan ROC
TEL: 011-886-2-2358-1900
FAX: 011-886-2-2358-1098

KOREA

21F Seoul Finance Center
136 Sejong-daero, Jung-gu
Seoul Korea 100-768
TEL: 822-3782-6835
FAX: 822-3782-4555

CHINA-BEIJING

19th Floor, Office Tower 2,
China Central Place
No. 79 Jianguo Road, Chaoyang District
Beijing 100025 China
TEL: (86) 10-5200-8200
FAX: (86) 10-5200-8202

CHINA-SHANGHAI

Unit 2703-08, 27/F,
Tower 2, Plaza 66
1366 Nanjing West Road
Shanghai 200040, China
TEL: 86-21-6137-2200
FAX: 86-21-6288-9920

NATIONAL BASKETBALL ASSOCIATION DEVELOPMENT LEAGUE

645 5th Avenue
New York, NY 10022
www.nba.com/dleague
Media Relations Contact: Joanna Shapiro (jshapiro@nba.com)

2013-14 NBDL TEAM DIRECTORY

AUSTIN TOROS

12885 N. Highway 183, Suite 207
Austin, TX 78750
(512) 236-8333, FAX: (512) 236-8444
Arena: Cedar Park Center
Media Relations: Penn Trivillion
(ptravillion@austintoros.com)
NBA Affiliation: San Antonio

BAKERSFIELD JAM

1400 Norris Road
Bakersfield, CA 93309
(661) 615-8550, FAX: (661) 615-6555
Arena: Dignity Health Events Center
Media Relations: William Aquije
(william@bakersfieldjam.com)
NBA Affiliations: Phoenix

CANTON CHARGE

1101 Market Avenue North
Canton, OH 44702
(330) 489-1701, FAX: (330) 489-1703
Arena: Carlton Memorial Civic Center
Media Relations: Sean Wyatt
(swyath@cantoncharge.com)
NBA Affiliation: Cleveland

DELAWARE 87ers

300 Martin Luther King Blvd., Suite 200
Wilmington, DE 19801
(302) 504-7567
Arena: Bob Carpenter Sports/Convocation Center
Media Relations: TBD
NBA Affiliation: Philadelphia

ERIE BAYHAWKS

110 East 8th Street
Erie, PA 16501
(814) 790-5600, FAX: (814) 790-5608
Arena: Erie Insurance Arena
Media Rel.: Kevin Hagerty
(kevin.hagerty@eriebier.com)
NBA Affiliation: Orlando

FORT WAYNE MAD ANTS

1910 St. Joe Center Rd., Suite 616
Fort Wayne, IN 46825
(260) 469-4667, FAX: (260) 469-4674
Arena: War Memorial Coliseum
Media Rel.: Audrey Siebrase
(audrey@fortwaynehoops.com)
NBA Affiliations: Atlanta, Brooklyn, Charlotte,
Chicago, Denver, Indiana, LA Clippers, Milwaukee,
Minnesota, New Orleans, Portland, Toronto,
Washington

GRAND RAPIDS DRIVE

40 Monroe Center NW, Ste. 11,
Grand Rapids, MI 49503
Tel: TBD
Arena: The DeltaPlex
Media Relations: Sarah Parfet Jbara
(spj@ssjgroupinc.com)
NBA Affiliation: Detroit

IDAHO STAMPEDE

233 South Capital Blvd, Suite 100
Boise, ID 83702
(208) 388-4667, FAX: (208) 388-3845
Arena: CenturyLink Arena
Media Relations: Ty Carter
(ty@idahostampede.com)
NBA Affiliation: Utah

IOWA ENERGY

730 3rd Street
Des Moines, IA 50309
(515) 564-8550, FAX: (515) 564-8551
Arena: Wells Fargo Arena
Media Relations: Mike Leighton
(mleighton@iowanba.com)
NBA Affiliations: Memphis

LOS ANGELES D-FENDERS

555 North Nash St.
El Segundo, CA 90245
(310) 426-6000, FAX: (310) 426-6031
Arena: Toyota Sports Center
Media Relations: TBD
NBA Affiliation: LA Lakers

MAINE RED CLAWS

413 Congress Street
Portland, ME 04101
(207) 210-6655, FAX: (207) 210-6659
Arena: Portland Exposition Building
Media Relations: Will McClaran
(wmcclaran@maineredclaws.com)
NBA Affiliation: Boston

OKLAHOMA CITY NBA D-LEAGUE TEAM

208 Thunder Drive
Oklahoma City, OK 73102
(918) 208-4800, FAX: (918) 429-7900
Arena: Cox Convention Center
Media Relations: Ben Coldagalli
(bcoldagalli@thunder-nba.com)
NBA Affiliation: Oklahoma City

RENO BIGHORNS

9393 Gateway Dr., Suite BH
Reno, NV 89511
(775) 284-2622, FAX: (775) 853-1601
Arena: Reno Events Center
Media Relations: Kyle Jones
(kjones@renobighorns.com)
NBA Affiliation: Sacramento

RIO GRANDE VALLEY VIPERS

4514 N 10th St., Suite 315
McAllen, TX 78504
(956) 972-1144, FAX: (956) 972-1150
Arena: State Farm Arena
Media Relations: Rebecca Sweet
(rsweet@rgvipers.com)
NBA Affiliation: Houston

SANTA CRUZ WARRIORS

903 Pacific Ave., Suite 101
Santa Cruz, CA 95060
(831) 466-3200, FAX: (831) 466-3201
Arena: Kaiser Permanente Arena
Media Relations: TBD
NBA Affiliation: Golden State

SIOUX FALLS SKYFORCE

2131 South Minnesota Ave
Sioux Falls, SD 57105
(605) 332-0805, FAX: (605) 332-2305
Arena: Sanford Pentagon
Media Relations: Joe Millar
(joe@skyforceonline.com)
NBA Affiliation: Miami

TEXAS LEGENDS

2601 Avenue of the Stars, Suite 300
Frisco, TX 75034
(214) 469-0822, FAX: (214) 469-0823
Arena: Dr. Pepper Arena
Media Relations: Britney Wynn
(britney@texaslegends.com)
NBA Affiliation: Dallas

WESTCHESTER KNICKS

198 Central Avenue
White Plains, NY 10606
(914) 553-6370
Arena: Westchester County Center
Media Relations: Katie Hatch
(katie.hatch@msg.com)
NBA Affiliation: New York



CHAMPIONSHIP SERIES
April 24, 2014 - Fort Wayne 102 - Santa Cruz 92
April 26, 2014 - Fort Wayne 119 - Santa Cruz 113

2013-14 FINAL REGULAR SEASON STANDINGS

CENTRAL DIVISION	HOME		AWAY		Pct	GB	Last 5
	W	L	W	L			
Iowa	31-19	18-7	13-12	.620	--	--	3-2
Sioux Falls	31-19	19-6	12-13	.620	--	--	5-0
Rio Grande Valley	30-20	15-10	15-10	.600	1.0	1.4	1-4
Texas	24-26	14-11	10-15	.480	7.0	3.2	3-2
Tulsa	24-26	13-12	11-14	.480	7.0	3.2	3-2
Austin	19-31	10-15	9-16	.380	12.0	2.3	2-3
EAST DIVISION	HOME		AWAY		Pct	GB	Last 5
	W	L	W	L			
Fort Wayne	34-16	19-6	15-10	.680	--	--	5-0
Canton	28-22	17-8	11-14	.560	6.0	2.3	2-3
Springfield	22-28	11-14	11-14	.440	12.0	2.3	2-3
Maine	19-31	13-12	6-19	.380	15.0	0.5	0-5
Erie	16-34	8-17	8-17	.320	18.0	2.3	2-3
Delaware	12-38	8-17	4-21	.240	22.0	0.5	0-5
WEST DIVISION	HOME		AWAY		Pct	GB	Last 5
	W	L	W	L			
Los Angeles	31-19	17-8	14-11	.620	--	--	3-2
Santa Cruz	29-21	16-9	13-12	.580	2.0	3.2	3-2
Reno	27-23	15-10	12-13	.540	4.0	2.3	2-3
Bakersfield	24-26	13-12	11-14	.480	7.0	3.2	3-2
Idaho	24-26	13-12	11-14	.480	7.0	1-4	1-4



NBA AWARD WINNERS

2014 NBA HONOR ROLL

NBA Most Valuable Player.....	Kevin Durant, Oklahoma City
Red Auerbach Coach of the Year.....	Gregg Popovich, San Antonio
Rookie of the Year.....	Michael Carter-Williams, Philadelphia
Most Improved Player.....	Goran Dragic, Phoenix
Defensive Player of the Year.....	Joakim Noah, Chicago
Sixth Man of the Year.....	Jamal Crawford, LA Clippers
J. Walter Kennedy PBWA Citizenship Award.....	Luol Deng, Cleveland
Sporting News NBA Executive of the Year.....	R.C. Buford, San Antonio
Joe Dumars Trophy/NBA Sportsmanship Award.....	Mike Conley Jr., Memphis
Twyman-Stokes Award.....	Shane Battier, Miami

ALL-NBA TEAMS

	First Team	Second Team	Third Team
F	Kevin Durant, Thunder	Blake Griffin, Clippers	Paul George, Pacers
F	LeBron James, Heat	Kevin Love, Timberwolves	LaMarcus Aldridge, Blazers
C	Joakim Noah, Bulls	Dwight Howard, Rockets	Al Jefferson, Bobcats
G	James Harden, Rockets	Stephen Curry, Warriors	Goran Dragic, Suns
G	Chris Paul, Clippers	Tony Parker, Spurs	Damian Lillard, Blazers

NBA ALL-DEFENSIVE TEAMS

First Team	Second Team
Joakim Noah, Heat	LeBron James, Heat
Paul George, Pacers	Patrick Beverley, Rockets
Chris Paul, Clippers	Jimmy Butler, Bulls
Serge Ibaka, Thunder	Kawhi Leonard, Spurs
Andre Iguodala, Warriors	Roy Hibbert, Pacers

NBA ALL-ROOKIE TEAMS (Chosen without regard to position)

First Team	Second Team
Michael Carter-Williams, 76ers	Kelly Olynyk, Celtics
Victor Oladipo, Magic	Giannis Antetokounmpo, Bucks
Trey Burke, Jazz	Gorgui Dieng, Timberwolves
Mason Plumlee, Nets	Cody Zeller, Bobcats
Tim Hardaway Jr., Knicks	Steven Adams, Thunder

NBA MOST VALUABLE PLAYER BALLOTING

Player, Team	1st	2nd	3rd	4th	5th	Pts
Kevin Durant, Oklahoma City	119	6	0	0	0	1,232
LeBron James, Miami	118	1	0	0	0	891
Blake Griffin, LA Clippers	0	1	66	30	7	434
Joakim Noah, Chicago	0	0	32	50	12	322
James Harden, Houston	0	0	7	10	20	85
Stephen Curry, Golden State	0	0	4	9	19	66
Chris Paul, LA Clippers	0	0	5	6	2	45
Al Jefferson, Charlotte	0	0	2	4	12	34
Paul George, Indiana	0	0	1	4	16	33
LaMarcus Aldridge, Portland	0	0	2	2	10	26
Kevin Love, Minnesota	0	0	2	3	6	25
Tim Duncan, San Antonio	0	0	1	3	7	21
Tony Parker, San Antonio	0	0	2	2	5	21
Dirk Nowitzki, Dallas	0	0	1	4	7	21
Carmelo Anthony, New York	0	0	0	1	1	4
Goran Dragic, Phoenix	0	0	0	0	3	3
Mike Conley, Memphis	0	0	0	0	1	1

FINAL NBA STANDINGS

EASTERN CONFERENCE

ATLANTIC	W	L	PCT.	GB	HOME	ROAD	LAST 10 GAMES	STREAK
Toronto	48	34	.585	--	26-15	22-19	7-3	Lost 1
Brooklyn	44	38	.537	4	28-13	16-25	5-5	Lost 2
New York	37	45	.451	11	19-22	18-23	7-3	Won 4
Boston	25	57	.305	23	16-25	9-32	2-8	Lost 2
Philadelphia	19	63	.232	29	10-31	9-32	4-6	Won 2

CENTRAL	W	L	PCT.	GB	HOME	ROAD	LAST 10 GAMES	STREAK
Indiana	56	26	.683	--	35-6	21-20	4-6	Won 2
Chicago	48	34	.585	8	27-14	21-20	8-2	Lost 1
Cleveland	33	49	.402	23	19-22	14-27	5-5	Won 1
Detroit	29	53	.354	27	17-24	12-29	3-7	Lost 4
Milwaukee	15	67	.183	41	10-31	5-36	1-9	Lost 3

SOUTHEAST	W	L	PCT.	GB	HOME	ROAD	LAST 10 GAMES	STREAK
Miami	54	28	.659	--	32-9	22-19	4-6	Lost 3
Washington	44	38	.537	10	22-19	22-19	7-3	Won 4
Charlotte	43	39	.524	11	25-16	19-23	8-2	Won 3
Atlanta	38	44	.463	16	24-17	14-27	7-3	Won 1
Orlando	23	59	.280	31	19-22	4-37	3-7	Lost 4

WESTERN CONFERENCE

SOUTHWEST	W	L	PCT.	GB	HOME	ROAD	LAST 10 GAMES	STREAK
San Antonio	62	20	.756	--	32-9	30-11	6-4	Lost 2
Houston	54	28	.659	8	33-8	21-20	5-5	Lost 1
Memphis	50	32	.610	12	27-14	23-18	9-1	Won 5
Dallas	49	33	.598	13	26-15	23-18	6-4	Lost 1
New Orleans	34	48	.415	28	22-19	12-29	2-8	Won 2

NORTHWEST	W	L	PCT.	GB	HOME	ROAD	LAST 10 GAMES	STREAK
Oklahoma City	59	23	.720	--	34-7	25-16	6-4	Won 1
Portland	54	28	.659	5	31-10	23-18	9-1	Won 5
Minnesota	40	42	.488	19	24-17	16-25	4-6	Lost 3
Denver	36	46	.439	23	22-19	14-27	4-6	Lost 2
Utah	25	57	.305	34	16-25	9-32	2-8	Won 1

PACIFIC	W	L	PCT.	GB	HOME	ROAD	LAST 10 GAMES	STREAK
LA Clippers	57	25	.695	--	34-7	23-18	7-3	Lost 1
Golden State	51	31	.622	6	27-14	24-17	6-4	Won 2
Phoenix	48	34	.585	9	26-15	22-19	5-5	Won 1
Sacramento	28	54	.341	29	17-24	11-30	3-7	Lost 1
LA Lakers	27	55	.329	30	14-27	13-28	3-7	Won 2

2013-14 HEAD-TO-HEAD WIN GRID

	ATL	BOS	BKN	CHA	CHI	CLE	DAL	DEN	DET	GSW	IND	HOU	IND	LAC	LAL	MEM	MIA	MIL	MIN	NOP	NYK	OKC	ORL	PHI	PHO	POR	SAC	SAS	TOR	UTA	WAS	
TOR	2	3	2	0	2	2	2	1	3	1	1	2	0	1	2	0	4	2	2	2	1	3	4	0	0	1	0	--	2	3		
BKN	2	3	--	2	1	2	2	1	1	1	1	0	1	1	2	4	3	1	1	1	1	1	2	3	2	0	1	1	2	2	0	
NYK	2	2	3	2	2	1	1	1	1	1	0	1	0	1	1	0	1	3	1	1	--	0	2	3	1	0	1	1	1	2	2	0
BOS	2	--	1	2	0	3	0	1	1	0	0	0	0	0	0	2	2	1	0	2	0	2	3	1	0	0	1	0	1	1	1	
PHI	0	3	1	1	1	1	0	1	1	0	1	0	0	1	0	2	1	0	0	1	0	1	0	1	--	0	1	1	0	0	0	1
IND	2	4	4	2	2	3	0	1	3	1	1	--	2	2	1	2	4	1	2	2	1	3	3	0	1	2	1	2	2	2	2	
CHI	4	3	2	3	--	3	1	1	3	1	1	2	0	2	1	2	3	1	0	2	0	2	3	2	0	2	1	1	2	1	1	
CLE	0	0	2	0	1	--	0	2	3	1	0	1	1	1	0	2	3	1	0	2	1	4	3	1	0	1	0	1	1	2	2	
DET	2	3	3	0	1	1	0	1	--	0	0	1	0	0	1	3	0	0	2	0	1	3	1	0	0	2	1	0	1	0	1	2
MIL	0	2	0	0	1	2	0	0	1	0	0	0	0	2	0	0	--	0	0	1	0	2	2	0	0	2	0	0	0	0	1	1
MIA	2	1	0	4	2	3	2	1	3	1	1	2	2	2	1	--	3	1	1	3	1	4	1	2	2	1	1	4	1	4	1	2
WAS	3	3	3	1	2	2	0	2	1	0	1	0	2	0	2	3	1	2	3	1	4	3	1	1	1	0	1	1	1	--	1	
CHA	1	1	2	--	1	4	1	2	3	2	0	1	1	1	1	0	4	1	1	2	0	2	3	0	1	2	0	3	0	3	0	3
ATL	--	2	1	3	0	3	1	1	2	0	1	2	1	1	0	2	3	1	0	2	0	2	3	0	0	2	0	2	2	2	2	1
ORL	2	1	2	2	1	0	0	0	2	0	0	1	1	1	0	0	2	1	1	1	0	--	3	0	1	0	0	0	0	0	0	
SAS	2	2	1	2	1	2	4	3	1	3	0	1	2	3	4	1	2	2	4	1	0	2	2	3	2	3	--	2	4	4	2	
HOU	1	2	1	2	1	2	2	2	2	--	1	0	3	2	1	2	3	2	1	2	3	2	1	1	2	3	2	4	1	2	2	
MEM	2	2	0	1	1	1	3	2	2	1	2	1	2	3	--	1	2	1	2	1	2	1	2	2	4	2	3	--	3	2		
DAL	1	2	0	1	1	2	--	1	2	1	2	2	1	3	0	2	1	4	1	2	2	2	2	2	2	2	3	0	0	4	2	
NOP	2	2	1	1	2	2	0	2	2	0	1	0	1	2	3	1	2	1	--	1	1	1	2	0	1	1	0	0	2	0	2	
OKC	2	2	1	2	2	1	1	3	2	2	3	1	2	3	3	1	2	3	2	2	--	1	2	1	2	4	4	1	3	1	3	1
POR	2	2	2	1	2	2	1	4	2	2	1	0	2	2	1	0	2	3	3	2	1	0	--	3	2	2	4	1	1	2	4	1
MIN	1	1	1	1	1	3	2	2	1	1	0	3	2	1	2	--	2	1	1	2	1	2	1	2	1	2	1	2	1	1	2	1
DEN	1	1	1	0	1	0	3	--	1	2	1	1	2	3	1	1	2	2	1	2	2	1	1	2	1	0	0	1	0	1	2	2
UTA	0	1	0	2	1	0	0	2	1	0	1	0	0	2	0	1	1	1	2	0	1	2	2	2	2							



FINAL NBA STATS

2013-14 FINAL NBA INDIVIDUAL HIGHS

MOST MINUTES PLAYED, SEASON	2,982	Anthony, New York
MOST MINUTES PLAYED, GAME	60	Butler Chicago at Orlando 1/15 (3 OT)
	48	4 times, most recently by:
		Barnes, Golden State at Denver 4/16
MOST FIELD GOALS MADE, GAME	23	Anthony, New York vs. Charlotte 1/24
MOST FIELD GOAL ATTEMPTS, GAME	37	Gay, Toronto at Houston 11/11 (2 OT)
	35	Anthony, New York vs. Charlotte 1/24
MOST 3-PT. FIELD GOALS MADE, GAME	10	6 times, most recently by:
		J. Smith, New York at Miami 4/6
MOST 3-PT. FIELD GOAL ATTEMPTS, GAME	22	J. Smith, New York at Miami 4/6
MOST FREE THROWS MADE, GAME	22	Durant, Oklahoma City at Utah 10/30
	22	Harden, Houston vs. Memphis 12/26
MOST FREE THROW ATTEMPTS, GAME	25	Harden, Houston vs. Memphis 12/26
	25	Howard, Houston vs. San Antonio 1/28
MOST REBOUNDS, GAME	29	Mozgov, Denver at Golden State 4/10
MOST OFFENSIVE REBOUNDS, GAME	15	Hickson, Denver vs. Portland 2/25
MOST DEFENSIVE REBOUNDS, GAME	20	4 times, most recently by:
		Mozgov, Denver at Golden State 4/10
MOST OFFENSIVE REBOUNDS, SEASON	440	Drummond, Detroit
MOST DEFENSIVE REBOUNDS, SEASON	783	Jordan, LA Clippers
MOST ASSISTS, GAME	18	Jennings, Detroit vs. Phoenix 1/11
	18	Rondo, Boston vs. Detroit 3/9
MOST BLOCKED SHOTS, GAME	9	Jordan, LA Clippers at Sacramento 11/29 (OT)
	9	Davis, New Orleans vs. Philadelphia 11/16
MOST PERSONAL FOULS, SEASON	273	Drummond, Detroit
MOST DISQUALIFICATIONS, SEASON	5	Johnson, Detroit
	5	Lowry, Toronto
	5	Thompson, Sacramento

2013-14 FINAL NBA TEAM HIGHS AND LOWS

MOST POINTS, GAME	145	Houston at LA Lakers 4/8
FEWEST POINTS, GAME	66	Washington at Indiana 1/10
HIGHEST FIELD GOAL PERCENTAGE, GAME	.671	Minnesota vs. LA Lakers 3/28
LOWEST FIELD GOAL PERCENTAGE, GAME	.270	Philadelphia at LA Clippers 2/9
MOST FIELD GOALS MADE, GAME	57	LA Clippers at LA Lakers 3/6
FEWEST FIELD GOALS MADE, GAME	21	Utah at Minnesota 1/18
MOST FIELD GOAL ATTEMPTS, GAME	114	Toronto at Houston 11/11 (2 OT)
	104	Houston at LA Lakers 2/19
	104	Denver at Golden State 4/10
FEWEST FIELD GOAL ATTEMPTS, GAME	61	Miami at Indiana 3/26
	61	Miami vs. New York 4/6
MOST 3-POINT FIELD GOALS MADE, GAME	21	three times, most recently by:
		Portland vs. Charlotte 1/2
MOST 3-POINT FIELD GOALS ATTEMPTED, GAME	42	New York at Miami 4/6
MOST FREE THROWS MADE, GAME	52	Minnesota at Denver 3/3
FEWEST FREE THROWS MADE, GAME	1	Phoenix at Orlando 11/24
		Memphis at Atlanta 2/8
FEWEST FREE THROWS ATTEMPTED, GAME	1	Memphis at Atlanta 2/8
MOST REBOUNDS, GAME	65	Portland vs. LA Clippers 4/16
FEWEST REBOUNDS, GAME	17	Brooklyn vs. Oklahoma City 1/31
MOST ASSISTS, GAME	42	Charlotte vs. Dallas 2/11
MOST STEALS, GAME	19	Miami vs. Dallas 11/15
	19	Brooklyn vs. Chicago 3/3
MOST PERSONAL FOULS, GAME	38	Toronto at Houston 11/11 (2 OT)
	37	three times, most recently by:
		Denver vs. Minnesota 3/3
FEWEST PERSONAL FOULS, GAME	9	Washington at Milwaukee 11/27 (OT)
MOST BLOCKED SHOTS, GAME	18	Indiana vs. Orlando 10/29
	18	New Orleans vs. Charlotte 11/2
MOST TURNOVERS, GAME	28	Chicago at Brooklyn 3/3
	28	Boston vs. Brooklyn 3/7
FEWEST TURNOVERS, GAME	3	Chicago vs. New York 3/2

FINAL NBA STATS, CONTINUED

2013-14 FINAL NBA LEADERS

MINIMUMS FOR LEADERS

Scoring:	58 games	Blocked Shots:	58 games
Rebounding:	58 games	Minutes:	58 games
Field Goal Percentage:	300 field goals made	Asst/TO Ratio:	200 assists
Free Throw Percentage:	125 free throws made	Stls/TO Ratio:	82 steals
3-Pt. Field Goal Percentage:	82 3-pt. field goals made		
Assists:	58 games		
Steals:	58 games		

SCORING AVERAGE

Player, Team	G	FG	FT	Pts.	Avg.
Durant, Oklahoma City	81	849	703	2593	32.0
Anthony, New York	77	743	459	2112	27.4
James, Miami	77	767	439	2089	27.1
Love, Minnesota	77	650	520	2010	26.1
Harden, Houston	73	549	576	1851	25.4
Griffin, LA Clippers	80	718	482	1930	24.1
Curry, Golden State	78	652	308	1873	24.0
Aldridge, Portland	69	652	296	1603	23.2
Cousins, Sacramento	71	591	432	1614	22.7
DeRozan, Toronto	79	604	519	1791	22.7
Jefferson, Charlotte	73	700	191	1594	21.8
George, Indiana	80	577	401	1737	21.7
Nowitzki, Dallas	80	633	338	1735	21.7
Irving, Cleveland	71	532	291	1478	20.8
Davis, New Orleans	67	522	348	1394	20.8
Lillard, Portland	82	553	371	1695	20.7
Thomas, Sacramento	72	496	346	1465	20.3
Dragic, Phoenix	76	552	316	1542	20.3
Gay, Toronto-Sacramento	73	537	318	1457	20.0
Wall, Washington	82	579	317	1583	19.3

REBOUNDS PER GAME

Player, Team	G	Off	Def	Tot	Avg.
Jordan, LA Clippers	82	331	783	1114	13.6
Drummond, Detroit	81	440	631	1071	13.2
Love, Minnesota	77	224	739	963	12.5
Howard, Houston	71	231	635	866	12.2
Cousins, Sacramento	71	218	613	831	11.7
Noah, Chicago	80	282	618	900	11.3
Aldridge, Portland	69	166	600	766	11.1
Jefferson, Charlotte	73	156	636	792	10.8
Randolph, Memphis	79	265	530	795	10.1
Davis, New Orleans	67	207	466	673	10.0
Bogut, Golden State	67	182	489	671	10.0
Duncan, San Antonio	74	158	563	721	9.7
Varejao, Cleveland	65	187	442	629	9.7
Gasol, LA Lakers	60	124	456	580	9.7
Gortat, Washington	81	202	565	767	9.5
Griffin, LA Clippers	80	192	565	757	9.5
Lee, Golden State	69	182	461	643	9.3
Monroe, Detroit	82	256	504	760	9.3
Thompson, Cleveland	82	269	485	754	9.2
Hickson, Denver	69	206	426	632	9.2

ASSISTS PER GAME

Player, Team	G	Asst.	Avg.
Paul, LA Clippers	62	663	10.7
Wall, Washington	82	721	8.8
Lawson, Denver	62	543	8.8
Rubio, Minnesota	82	703	8.6
Curry, Golden State	78	666	8.5
Jennings, Detroit	80	609	7.6
Lowry, Toronto	79	586	7.4
Nelson, Orlando	68	476	7.0
Teague, Atlanta	79	528	6.7
James, Miami	77	489	6.4
Thomas, Sacramento	72	454	6.3
Carter-Williams, Philadelphia	70	441	6.3
Williams, Brooklyn	64	392	6.1
Walker, Charlotte	73	447	6.1
Harden, Houston	73	446	6.1
Irving, Cleveland	71	433	6.1
Conley, Memphis	73	441	6.0
Dragic, Phoenix	76	447	5.9
Ellis, Dallas	82	471	5.7
Parker, San Antonio	68	388	5.7

FIELD GOAL PERCENTAGE

Player, Team	FG	FGA	Pct.
Jordan, LA Clippers	348	515	.676
Drummond, Detroit	479	769	.623
Howard, Houston	473	800	.591
James, Miami	767	1353	.567
Johnson, Toronto	344	612	.562
Stoudemire, New York	311	558	.557
Lopez, Portland	355	644	.551
Wade, Miami	415	761	.545
Faried, Denver	447	820	.545
Jones, Houston	386	712	.542
Gortat, Washington	455	840	.542
Pekovic, Minnesota	378	700	.540
Henson, Milwaukee	344	639	.538
Ibaka, Oklahoma City	524	978	.536
Valanciunas, Toronto	359	676	.531
Griffin, LA Clippers	718	1359	.528
Lee, Golden State	513	981	.523
Leonard, San Antonio	337	645	.522
Favors, Utah	390	747	.522
Diaw, San Antonio	302	580	.521

FREE THROW PERCENTAGE

Player, Team	FT	FTA	Pct.
Roberts, New Orleans	125	133	.940
Nowitzki, Dallas	338	376	.899
Jackson, Oklahoma City	158	177	.893
Martin, Minnesota	303	340	.891
Augustin, Toronto-Chicago	201	227	.885
Curry, Golden State	308	348	.885
Durant, Oklahoma City	703	805	.873
Lillard, Portland	371	426	.871
Crawford, LA Clippers	279	322	.866
Harden, Houston	576	665	.866
George, Indiana	401	464	.864
Crawford, Boston-Golden State	146	169	.864
Irving, Cleveland	291	338	.861
Bass, Boston	205	239	.858
Collison, LA Clippers	192	224	.857
Meeks, LA Lakers	221	258	.857
Paul, LA Clippers	295	345	.855
Unleavy, Chicago	140	164	.854
Binobili, San Antonio	160	188	.851
Thomas, Sacramento	346	407	.850

3-POINT FIELD GOAL PERCENTAGE

Player, Team	3FG	3FGA	Pct.
Konver, Atlanta	185	392	.472
Miller, Memphis	107	233	.459
Morrow, New Orleans	88	195	.451
Calderson, Dallas	191	425	.449
Belinelli, San Antonio	126	293	.430
Afflalo, Orlando	300	700	.427
Mills, San Antonio	135	318	.425
Curry, Golden State	261	615	.424
Thompson, Golden State	223	535	.417
Hawes, Philadelphia-Cleveland	128	308	.416
Green, San Antonio	132	318	.415
Middleton, Milwaukee	120	290	.414
Tolliver, Charlotte	102	247	.413
Jefferson, Utah	123	301	.409
Dragic, Phoenix	122	299	.408
Ariza, Washington	180	442	.407
Anthony, New York	167	415	.402
Beal, Washington	138	343	.402
Johnson, Brooklyn	162	404	.401
Meeks, LA Lakers	162	404	.401



FINAL NBA STATS, CONTINUED

2013-14 FINAL NBA LEADERS

STEALS PER GAME

Player, Team	G	Stl.	Avg.
Paul, LA Clippers	62	154	2.48
Rubio, Minnesota	82	190	2.32
Young, Philadelphia	79	167	2.11
Butler, Chicago	67	127	1.90
George, Indiana	80	151	1.89
Carter-Williams, Philadelphia	70	130	1.86
Brewer, Minnesota	81	150	1.85
Wall, Washington	82	149	1.82
Millsap, Atlanta	74	129	1.74
Leonard, San Antonio	66	114	1.73
Ellis, Dallas	82	141	1.72
Ariza, Washington	77	126	1.64
Chalmers, Miami	73	119	1.63
Curry, Golden State	78	127	1.63
Lawson, Denver	62	100	1.61
Oladipo, Orlando	80	129	1.61
Harden, Houston	73	115	1.58
James, Miami	77	121	1.57
Cousins, Sacramento	71	109	1.54
Lowry, Toronto	79	121	1.53

BLOCKED SHOTS PER GAME

Player, Team	G	Blk	Avg.
Davis, New Orleans	67	189	2.82
Ibaka, Oklahoma City	81	218	2.70
Jordan, LA Clippers	82	203	2.48
Hibbert, Indiana	81	182	2.25
Duncan, San Antonio	74	139	1.88
Bogut, Golden State	67	121	1.81
Howard, Houston	71	128	1.80
Lopez, Portland	82	139	1.70
Henson, Milwaukee	70	116	1.66
Drummond, Detroit	81	131	1.62
Gasol, LA Lakers	60	92	1.53
Noah, Chicago	80	121	1.51
Gortat, Washington	81	121	1.49
Favors, Utah	73	108	1.48
Smith, Detroit	77	110	1.43
Gibson, Chicago	82	112	1.37
Andersen, Miami	72	97	1.35
Jones, Houston	76	99	1.30
Gasol, Memphis	59	76	1.29
Cousins, Sacramento	71	91	1.28

ASSIST/TURNOVER RATIO - TEAM

Team	Ast.	TO	Ratio
LA Clippers	2016	1136	1.77
Charlotte	1778	1010	1.76
San Antonio	2064	1180	1.75
Dallas	1935	1110	1.74
Minnesota	1963	1142	1.72
Portland	1904	1125	1.69
Atlanta	2041	1251	1.63
LA Lakers	2006	1239	1.62
Memphis	1792	1124	1.59
Washington	1909	1204	1.59
New Orleans	1745	1129	1.55
New York	1641	1063	1.54
Golden State	1912	1247	1.53
Miami	1847	1212	1.52
Chicago	1860	1223	1.52
Toronto	1737	1159	1.50
Cleveland	1738	1163	1.49
Brooklyn	1714	1191	1.44
Detroit	1714	1193	1.44
Oklahoma City	1794	1256	1.43
Milwaukee	1760	1238	1.42
Orlando	1726	1222	1.41
Denver	1838	1305	1.41
Utah	1664	1200	1.39
Boston	1726	1261	1.37
Indiana	1651	1237	1.33
Houston	1755	1323	1.33
Philadelphia	1791	1384	1.29
Phoenix	1563	1258	1.24
Sacramento	1547	1249	1.24

ASSIST/TURNOVER RATIO - INDIVIDUAL

Player, Team	Ast.	TO	Ratio
Paul, LA Clippers	663	145	4.57
McRoberts, Charlotte	333	83	4.01
Prigioni, New York	228	60	3.80
Calderon, Dallas	377	103	3.66
Rubio, Minnesota	704	221	3.19
Marshall, LA Lakers	477	150	3.18
Mack, Atlanta	271	89	3.04
Burke, Utah	396	131	3.02
Lowry, Toronto	586	194	3.02
Blake, LA Lakers-Golden State	307	102	3.01

STEALS/TURNOVER RATIO - TEAM

Team	Stl.	TO	Ratio
Dallas	704	1110	0.63
Minnesota	718	1142	0.63
LA Clippers	703	1136	0.62
Miami	732	1212	0.60
New York	631	1063	0.59
Brooklyn	705	1191	0.59
Detroit	687	1193	0.58
New Orleans	647	1129	0.57
Memphis	631	1124	0.56
Washington	668	1204	0.55
Philadelphia	765	1384	0.55
Phoenix	688	1258	0.55
Atlanta	680	1251	0.54
Oklahoma City	678	1256	0.54
Orlando	630	1222	0.52
Golden State	642	1247	0.51
San Antonio	604	1180	0.51
Cleveland	579	1163	0.50
Toronto	577	1159	0.50
Charlotte	499	1010	0.49
LA Lakers	611	1239	0.49
Chicago	594	1223	0.49
Utah	570	1200	0.48
Denver	615	1305	0.47
Sacramento	587	1249	0.47
Houston	621	1323	0.47
Boston	584	1261	0.46
Indiana	550	1237	0.44
Milwaukee	541	1238	0.44
Portland	454	1125	0.40

STEALS/TURNOVER RATIO - INDIVIDUAL

Player, Team	Stl.	TO	Ratio
Brewer, Minnesota	151	105	1.44
Leonard, San Antonio	114	80	1.43
Carroll, Atlanta	108	79	1.37
Butler, Chicago	127	102	1.25
Shumpert, New York	92	79	1.16
Harkless, Orlando	97	86	1.13
Green, Golden State	102	91	1.12
Tucker, Phoenix	110	102	1.08
Paul, LA Clippers	154	145	1.06
Young, Philadelphia	167	165	1.01

FINAL NBA STATS, CONTINUED

MISCELLANEOUS STANDINGS

	Leading At Half	Trailing At Half	Leading After Third	Trailing After Third	Season Won-Lost
Atlanta	21-15	15-27	30-9	8-34	38-44
Boston	22-15	3-41	22-10	3-45	25-57
Brooklyn	34-8	8-30	40-3	4-34	44-38
Charlotte	30-11	12-26	34-7	6-31	43-39
Chicago	35-7	12-25	41-5	6-28	48-34
Cleveland	22-10	10-39	24-6	8-42	33-49
Dallas	37-12	12-21	40-7	8-25	49-33
Denver	25-9	9-37	30-10	3-33	36-46
Detroit	17-16	10-36	26-14	3-39	29-53
Golden State	38-8	12-23	40-6	11-25	51-31
Houston	44-8	9-20	44-5	8-20	54-28
Indiana	36-5	18-21	47-3	9-21	56-26
LA Clippers	38-4	14-20	52-4	3-19	57-25
LA Lakers	16-10	10-42	18-3	7-52	27-55
Memphis	33-6	16-26	36-3	9-27	50-32
Miami	41-7	12-17	40-5	11-22	54-28
Milwaukee	10-14	5-50	11-7	4-58	15-67
Minnesota	31-13	7-28	36-10	4-29	40-42
New Orleans	22-18	10-26	23-10	8-36	34-48
New York	31-11	4-32	35-10	1-35	37-45
Oklahoma City	44-11	14-11	48-7	9-16	59-23
Orlando	13-13	10-45	14-8	8-51	23-59
Philadelphia	15-12	3-50	13-3	5-58	19-63
Phoenix	36-16	10-18	40-9	7-22	48-34
Portland	36-10	18-17	40-8	10-19	54-28
Sacramento	19-10	9-41	21-9	7-44	28-54
San Antonio	47-3	14-16	52-1	9-19	62-20
Toronto	36-8	11-24	35-2	11-29	48-34
Utah	18-16	6-40	22-6	2-48	25-57
Washington	32-10	11-27	34-8	6-27	44-38

TEAM STATISTICS

TEAM	FIELD GOALS			3-PT. FG'S			FREE THROWS			REBOUNDS		SCORING							
	G	MADE - ATT	PCT	MADE - ATT	PCT	MADE - ATT	PCT	OFF - DEF	TOT	AST	PF	DQ	STL	TO	BLK	PTS	AVG.		
LAC	82	3208-6761	.474	693-1966	.352	1741-2384	.730	858-2668	3526	2016	1767	11	703	1136	397	8850	107.9		
HOU	82	3118-6603	.472	779-2179	.358	1814-2549	.712	920-2797	3717	1755	1676	12	621	1323	461	8829	107.7		
MIN	82	3189-7176	.444	600-1757	.341	1790-2301	.778	1025-2644	3669	1964	1504	7	718	1142	296	8768	106.9		
POR	82	3207-7134	.450	770-2071	.372	1569-1926	.815	1022-2786	3808	1904	1576	8	454	1125	387	8753	106.7		
OKC	82	3194-6782	.471	664-1839	.361	1653-2052	.806	887-2781	3668	1794	1858	8	678	1256	501	8705	106.2		
SAS	82	3326-6844	.486	698-1757	.397	1289-1642	.785	762-2786	3548	2064	1495	3	604	1180	420	8639	105.4		
PHO	82	3172-6845	.463	765-2055	.372	1520-2004	.758	928-2601	3529	1563	1798	11	688	1258	374	8629	105.2		
DAL	82	3249-6858	.474	721-1877	.384	1378-1733	.795	840-2514	3354	1935	1636	4	704	1110	356	8597	104.8		
DEN	82	3147-7042	.447	702-1959	.358	1563-2154	.726	1009-2717	3726	1838	1890	18	615	1305	459	8559	104.4		
GSW	82	3236-7005	.462	774-2037	.380	1303-1731	.753	896-2819	3715	1912	1784	15	642	1247	407	8549	104.3		
LAL	82	3139-6980	.450	774-2032	.381	1390-1835	.757	745-2620	3065	2006	1627	10	611	1239	446	8442	103.0		
MIA	82	3142-6272	.501	665-1829	.364	1431-1884	.760	627-2397	3024	1847	1596	5	732	1212	367	8380	102.2		
TOR	82	2992-6718	.445	713-1917	.372	1608-2055	.782	935-2552	3487	1737	1882	21	577	1159	343	8305	101.3		
DET	82	3182-7124	.447	507-1580	.321	1415-2111	.670	1196-2525	3721	1714	1666	9	687	1193	395	8286	101.0		
ATL	82	3061-6688	.458	768-2116	.363	1392-1782	.781	713-2565	3278	2041	1577	4	680	1252	326	8282	101.0		
WAS	82	3177-6920	.459	647-1704	.380	1253-1715	.731	886-2573	3459	1909	1675	10	668	1204	377	8254	100.7		
SAC	82	3026-6766	.447	491-1475	.333	1698-2237	.759	990-2656	3646	1547	1849	15	587	1249	318	8241	100.5		
NOP	82	3101-6761	.459	486-1303	.373	1489-1936	.769	933-2486	3419	1745	1857	17	647	1129	523	8177	99.7		
PHI	82	3108-7150	.435	577-1847	.312	1362-1918	.710	949-2556	3505	1791	1844	12	765	1384	330	8155	99.5		
NYK	82	3027-6739	.449	759-2038	.372	1271-1670	.761	870-2437	3307	1641	1815	8	631	1063	367	8084	98.6		
BKN	82	2931-6391	.459	709-1922	.369	1508-2022	.753	721-2407	3128	1714	1777	6	705	1191	311	8079	98.5		
CLE	82	3036-6955	.437	584-1640	.356	1398-1861	.751	989-2629	3618	1738	1640	6	579	1163	304	8054	98.2		
CHA	82	2976-6730	.442	516-1471	.351	1474-2000	.737	776-2724	3500	1778	1493	4	499	1010	421	7942	96.9		
IND	82	2949-6573	.449	550-1542	.357	1485-1907	.779	834-2831	3665	1651	1675	7	550	1237	446	7933	96.5		
ORL	82	3022-6784	.445	563-1596	.353	1307-1714	.763	794-2654	3448	1726	1678	13	630	1222	350	7914	96.5		
BOS	82	2996-6883	.435	575-1729	.333	1325-1706	.777	980-2505	3485	1726	1743	15	584	1261	343	7892	96.2		
MEM	82	3122-6723	.464	405-1147	.353	1235-1666													



FINAL NBA STATS, CONTINUED

OPPONENTS' STATISTICS

TEAM	FIELD GOALS			3-PT. FG'S			FREE THROWS			REBOUNDS			SCORING								
	MADE	ATT	PCT	MADE	ATT	PCT	MADE	ATT	PCT	OFF	DEF	TOT	AST	PF	DO	STL	TO	BLK	PTS	AVG.	DIFF.
CHI	2867	6660	.430	538	1532	.351	1256	1668	.753	876	2508	3384	1604	1714	12	621	1178	490	7528	91.8	+1.9
IND	2850	6786	.420	538	1561	.345	1334	1768	.755	856	2521	3377	1525	1793	6	593	1120	378	7572	92.3	+4.4
MEM	2924	6500	.450	615	1731	.355	1292	1686	.766	809	2403	3212	1632	1553	6	591	1162	410	7755	94.6	+1.6
CHA	3022	6838	.442	665	1800	.369	1251	1649	.759	785	2766	3551	1718	1716	7	514	1090	415	7960	97.1	-0.2
MIA	2961	6475	.457	694	1917	.362	1374	1832	.750	886	2420	3306	1751	1675	8	667	1369	256	7990	97.4	+4.8
SAS	3096	6976	.444	529	1500	.353	1285	1691	.760	862	2600	3462	1669	1585	4	628	1137	378	8006	97.6	+7.7
TOR	2957	6573	.450	568	1578	.360	1557	2071	.752	854	2505	3359	1719	1815	16	596	1224	352	8039	98.0	+3.2
NYK	2934	6401	.458	713	1921	.371	1568	2050	.765	843	2600	3443	1618	1611	5	513	1193	277	8149	99.4	-0.8
WAS	3038	6632	.458	612	1763	.347	1462	1912	.765	827	2633	3460	1824	1600	10	631	1314	320	8150	99.4	+1.3
GSW	3019	6920	.436	569	1656	.344	1548	2023	.765	878	2671	3549	1683	1584	10	649	1232	342	8155	99.5	+4.8
BKN	2980	6511	.458	662	1802	.367	1539	2026	.760	921	2594	3515	1723	1704	11	608	1296	337	8161	99.5	-1.0
OKC	2984	6842	.436	705	1968	.358	1512	2080	.727	900	2456	3356	1785	1672	12	669	1248	296	8185	99.8	+6.3
BOS	3101	6675	.465	539	1553	.347	1517	1993	.761	871	2596	3467	1813	1564	7	609	1168	373	8258	100.7	-4.5
LAC	3068	6958	.441	595	1791	.332	1547	2049	.755	1011	2575	3586	1908	1919	17	570	1261	284	8278	101.0	+0.7
ATL	3163	6843	.462	654	1793	.365	1341	1793	.748	882	2688	3570	1901	1643	9	672	1247	354	8321	101.5	-0.5
CLE	3097	6847	.452	765	2083	.367	1365	1803	.757	841	2648	3489	2037	1599	10	587	1144	461	8324	101.5	-3.3
ORL	3126	6861	.456	659	1778	.371	1449	1881	.770	859	2746	3605	1848	1500	4	581	1146	445	8360	102.0	-5.4
UTA	3138	6639	.473	599	1591	.376	1504	1945	.773	846	2640	3486	1789	1673	10	617	1034	401	8379	102.2	-7.2
NOP	3055	6567	.465	652	1827	.357	1637	2176	.752	881	2538	3419	1845	1664	7	577	1185	504	8399	102.4	-2.7
DAL	3096	6673	.464	678	1888	.359	1530	2019	.758	943	2569	3512	1808	1633	7	635	1312	288	8400	102.4	+2.4
PHO	3118	6840	.456	556	1632	.347	1621	2115	.766	926	2586	3512	1664	1749	10	613	1258	332	8413	102.6	+2.6
POR	3248	7203	.451	534	1504	.355	1396	1822	.766	944	2622	3566	1675	1698	17	639	984	304	8426	102.8	+4.0
HOU	3197	7218	.443	666	1889	.353	1395	1844	.757	977	2439	3416	1821	1993	16	704	1149	460	8455	103.1	-4.6
SAC	3103	6734	.461	696	1833	.380	1577	2139	.737	813	2568	3381	1927	1897	23	637	1116	459	8479	103.4	-2.9
MIL	3146	6722	.468	697	1826	.382	1511	2011	.751	961	2608	3569	1870	1690	7	640	1158	413	8500	103.7	-8.2
MIN	3321	7048	.471	663	1820	.364	1244	1645	.756	908	2717	3625	1875	1936	18	644	1346	457	8549	104.3	+2.7
DET	3208	6820	.470	683	1872	.365	1487	1967	.756	913	2612	3525	2001	1699	8	670	1230	403	8586	104.7	-3.7
DEN	3238	7086	.457	605	1724	.351	1654	2168	.763	930	2665	3595	1843	1778	11	694	1178	459	8735	106.5	-2.1
LAL	3440	7350	.468	666	1843	.361	1412	1942	.727	1068	2950	4018	2112	1580	3	790	1164	387	8958	109.2	-6.3
PHI	3284	6975	.471	739	1998	.370	1705	2261	.754	976	2871	3847	2144	1686	5	736	1391	558	9012	109.9	-10.5

TEAM COMPARISONS

TEAM	POINTS PER GAME		FIELD GOAL PERCENTAGE		TURNOVERS PER GAME		REBOUND PERCENTAGES			BELOW 100 PTS.		OVERTIME GAMES		DECIDED 3 PTS. OR LESS		DECIDED 10 PTS. OR MORE	
	OWN	OPP	OWN	OPP	OWN	OPP	OFF	DEF	TOT	OWN	OPP	W	L	W	L	W	L
ATL	101.0	101.5	.458	.462	15.3	15.2	.210	.744	.477	35	34	4	1	8	9	15	16
BOS	96.2	100.7	.435	.465	15.4	14.2	.274	.742	.508	55	36	1	1	5	9	9	23
BKN	98.5	99.5	.459	.458	14.5	15.8	.217	.723	.470	41	46	3	4	8	3	17	20
CHA	96.9	97.1	.442	.442	*12.3	13.3	.219	.776	.498	51	53	6	3	8	8	18	19
CHI	93.7	*91.8	.431	.430	14.9	14.4	.272	.754	.513	57	66	3	3	6	5	27	19
CLE	98.2	101.5	.437	.452	14.2	14.0	.272	.758	.515	49	37	5	3	7	5	13	27
DAL	104.8	102.4	.474	.464	13.5	16.0	.246	.727	.487	19	34	1	5	11	11	23	10
DEN	104.4	106.5	.447	.457	15.9	14.4	.275	.745	.510	31	23	0	3	8	5	16	24
DET	101.0	104.7	.447	.470	14.5	15.0	*.314	.734	*.524	36	27	0	4	2	6	16	25
GSW	104.3	99.5	.462	.436	15.2	15.0	.251	.763	.507	28	41	3	3	11	8	28	9
HOU	107.7	103.1	.472	.443	16.1	14.0	.274	.741	.508	19	31	3	2	7	6	30	9
IND	96.7	92.3	.449	*.420	15.1	13.7	.249	.768	.508	52	61	4	0	4	3	29	17
LAC	*107.9	101.0	.474	.441	13.9	15.4	.250	.725	.488	18	34	2	1	4	3	30	9
LAL	103.0	109.2	.450	.468	15.1	14.2	.202	.710	.456	30	21	0	1	5	5	12	33
MEM	96.1	94.6	.464	.450	13.7	14.2	.283	.757	.520	55	55	3	2	10	4	18	13
MIA	102.2	97.4	*.501	.457	14.8	16.7	.206	.730	.468	33	49	2	4	8	7	29	10
MIL	95.5	103.7	.438	.468	15.1	14.1	.271	.714	.493	48	24	1	6	4	5	4	33
MIN	106.9	104.3	.444	.471	13.9	16.4	.274	.744	.509	23	28	3	2	5	6	26	18
NOP	99.7	102.4	.459	.465	13.8	14.5	.269	.738	.504	42	31	5	0	7	8	10	21
NYK	98.6	99.4	.449	.458	13.0	14.5	.251	.743	.497	45	42	2	3	3	8	19	22
OKC	106.2	99.8	.471	.436	15.3	15.2	.265	.756	.510	20	45	3	1	10	4	33	8
ORL	96.5	102.0	.445	.456	14.9	14.0	.224	.755	.490	53	33	2	5	5	7	10	30
PHI	99.5	109.9	.435	.471	16.9	*17.0	.248	.724	.486	45	12	4	1	6	3	4	46
PHO	105.2	102.6	.463	.456	15.3	15.3	.264	.737	.501	28	31	1	2	2	9	19	7
POR	106.7	102.8	.450	.451	13.7	12.0	.280	.747	.514	21	31	5	2	8	9	24	13
SAC	100.5	103.4	.447	.461	15.2	13.6	.278	.766	.522	36	30	4	2	4	9	12	26
SAS	105.3	97.6	.486	.444	14.4	13.9	.227	.764	.495	20	42	2	0	7	0	35	12
TOR	101.3	98.0	.446	.445	14.1	14.9	.272	.749	.511	36	45	1	6	3	8	24	6
UTA	95.0	102.2	.444	.473	14.6	12.6	.255	.745	.500	55	33	2	1	5	4	9	39
WAS	100.7	99.4	.459	.458	14.7	16.0	.252	.757	.504	36	42	4	8	5	9	19	14

2014 NBA DRAFT

FIRST ROUND

	TEAM	NAME	COLLEGE
1.	Cleveland	Andrew Wiggins	Kansas
2.	Milwaukee	Jabari Parker	Duke
3.	Philadelphia	Joel Embiid	Kansas
4.	Orlando	Aaron Gordon	Arizona
5.	Utah	Dante Exum	Australia
6.	Boston	Marcus Smart	Oklahoma State
7.	LA Lakers	Julius Randle	Kentucky
8.	Sacramento	Nik Stauskas	Kentucky
9.	Charlotte	Noah Vonleh	Indiana
10.	Philadelphia *	Elfrid Payton	Louisiana-Lafayette
11.	Denver @	Doug McDermott	Creighton
12.	Orlando *	Dario Saric	Croatia
13.	Minnesota	Zach LaVine	UCLA
14.	Phoenix	T.J. Warren	NC State
15.	Atlanta	Adreian Payne	Michigan State
16.	Chicago @	Jusuf Nurkic	Croatia
17.	Boston	James Young	Kentucky
18.	Phoenix	Tyler Ennis	Syracuse
19.	Chicago @	Gary Harris	Michigan State
20.	Toronto	Bruno Caboclo	Brazil
21.	Oklahoma City	Mitch McGary	Michigan
22.	Memphis	Jordan Adams	UCLA
23.	Utah	Rodney Hood	Duke
24.	Charlotte #	Shabazz Napier	Connecticut
25.	Houston	Clint Capela	France
26.	Miami #	P.J. Hairston	North Carolina
27.	Phoenix	Bogdan Bogdanovich	Serbia
28.	LA Clippers	C.J. Wilcox	Washington
29.	Oklahoma City	Josh Huestis	Stanford
30.	San Antonio	Kyle Anderson	UCLA

SECOND ROUND

	TEAM	NAME	COLLEGE
31.	Milwaukee	Damien Inglis	France
32.	Philadelphia	K.J. McDaniels	Clemson
33.	Cleveland	Joe Harris	Virginia
34.	New York	Cleanthony Early	Wichita State
35.	Utah \$	Jarnell Stokes	Tennessee
36.	Milwaukee	Johnny O'Bryant	LSU
37.	Toronto	DeAndre Daniels	Connecticut
38.	Detroit	Spencer Dinwiddie	Colorado
39.	Philadelphia	Jerami Grant	Syracuse
40.	Minnesota	Glenn Robinson III	Michigan
41.	Denver	Nikola Jokic</	



PAST NBA CHAMPIONS

Season	Champions	Eastern	W-L	Western	W-L
46-47	Philadelphia	Washington	49-11	Chicago	39-22
47-48	Baltimore	Philadelphia	27-21	St. Louis	29-19
48-49	Minneapolis	Washington	38-22	Rochester	45-15

Season	Champions	Eastern	W-L	Western	W-L
49-50	Minneapolis	Syracuse	51-13	Indianapolis	39-25

Season	Champions	Eastern	W-L	Western	W-L
50-51	Rochester	Philadelphia	40-26	Minneapolis	44-24
51-52	Minneapolis	Syracuse	40-26	Rochester	41-25
52-53	Minneapolis	N.Y. Knicks	47-23	Minneapolis	48-22
53-54	Minneapolis	N.Y. Knicks	44-28	Minneapolis	46-26
54-55	Syracuse	Syracuse	43-29	Fort Wayne	43-29
55-56	Philadelphia	Philadelphia	45-27	Fort Wayne	37-35
56-57	Boston	Boston	44-28	St. Louis	34-38

Season	Champions	Eastern	W-L	Western	W-L
57-58	St. Louis	Boston	49-23	St. Louis	41-31
58-59	Boston	Boston	52-20	St. Louis	49-23
59-60	Boston	Boston	59-19	St. Louis	46-29
60-61	Boston	Boston	57-20	St. Louis	51-28
61-62	Boston	Boston	60-02	Los Angeles	54-26
62-63	Boston	Boston	59-22	Los Angeles	53-27
63-64	Boston	Boston	59-21	San Francisco	48-32
64-65	Boston	Boston	62-18	Los Angeles	49-31
65-66	Boston	Philadelphia	55-25	Los Angeles	45-35
66-67	Philadelphia	Philadelphia	68-13	San Francisco	44-37
67-68	Boston	Philadelphia	62-20	St. Louis	56-26
68-69	Boston	Baltimore	57-25	Los Angeles	55-27
69-70	N.Y. Knicks	N.Y.Knicks	60-22	Atlanta	48-34

Season	Champions	Atlantic	W-L	Central	W-L	Midwest	W-L	Pacific	W-L
70-71	Milwaukee	N.Y. Knicks	52-30	Baltimore	42-40	Milwaukee	66-16	Los Angeles	48-34
71-72	L.A. Lakers	N.Y. Knicks	59-26	Baltimore	38-44	Milwaukee	63-19	Los Angeles	69-13
72-73	N.Y. Knicks	Boston	68-14	Baltimore	50-20	Milwaukee	60-22	Los Angeles	60-22
73-74	Boston	Boston	56-26	Capital	47-35	Milwaukee	59-23	Los Angeles	47-35
74-75	Golden State	Boston	60-22	Washington	60-22	Chicago	47-35	Golden State	48-34
75-76	Boston	Boston	54-28	Cleveland	49-33	Milwaukee	38-44	Golden State	59-23
76-77	Portland	Philadelphia	50-32	Houston	49-33	Denver	50-32	Los Angeles	53-29
77-78	Washington	Philadelphia	55-27	San Antonio	52-30	Denver	48-34	Portland	53-24
78-79	Seattle	Washington	54-28	San Antonio	48-34	Kansas City	48-34	Seattle	53-30
79-80	L.A. Lakers	Boston	61-21	Atlanta	59-32	Milwaukee	49-33	Los Angeles	60-22
80-81	Boston	Boston	62-20	Milwaukee	60-22	San Antonio	50-32	Phoenix	57-25
81-82	L.A. Lakers	Boston	63-19	Milwaukee	55-27	San Antonio	48-34	Los Angeles	57-25
82-83	Philadelphia	Philadelphia	65-17	Milwaukee	51-31	San Antonio	53-29	Los Angeles	58-24
83-84	Boston	Boston	62-20	Milwaukee	50-32	Utah	45-37	Los Angeles	54-28
84-85	L.A. Lakers	Boston	63-19	Milwaukee	59-23	Denver	52-30	L.A. Lakers	62-20
85-86	Boston	Boston	67-15	Milwaukee	57-25	Houston	51-31	L.A. Lakers	62-20
86-87	L.A. Lakers	Boston	59-23	Atlanta	57-25	Dallas	55-27	L.A. Lakers	65-17
87-88	L.A. Lakers	Boston	57-25	Detroit	54-28	Denver	54-28	L.A. Lakers	62-20
88-89	Detroit	N.Y. Knicks	52-30	Detroit	63-19	Utah	51-31	L.A. Lakers	57-25
89-90	Detroit	Philadelphia	53-29	Detroit	59-23	San Antonio	56-26	L.A. Lakers	63-19
90-91	Chicago	Chicago	56-26	Chicago	61-21	San Antonio	55-27	Portland	63-19
91-92	Chicago	Boston	51-31	Chicago	67-15	Utah	55-27	Portland	57-25
92-93	Chicago	N.Y. Knicks	60-22	Chicago	57-25	Houston	55-27	Phoenix	62-20
93-94	Houston	N.Y. Knicks	57-25	Atlanta	57-25	Houston	58-24	Seattle	63-19
94-95	Boston	Orlando	57-25	Indiana	62-20	Phoenix	59-23	Phoenix	59-23
95-96	Chicago	Orlando	60-22	Chicago	72-10	San Antonio	59-23	Seattle	64-18
96-97	Chicago	Miami	61-21	Chicago	69-13	Utah	64-18	Seattle	57-25
97-98	Chicago	Miami	55-27	Chicago	62-20	Utah	62-20	Seattle	61-21
98-99	San Antonio	New York	27-23	Indiana	33-17	San Antonio	37-13	Portland	35-15
99-00	L.A. Lakers	Miami	52-30	Indiana	56-26	Utah	55-27	L.A. Lakers	67-15
00-01	L.A. Lakers	Philadelphia	56-26	Milwaukee	52-30	San Antonio	58-24	L.A. Lakers	56-26
01-02	L.A. Lakers	New Jersey	52-30	Detroit	50-32	San Antonio	58-24	Sacramento	61-21
02-03	San Antonio	New Jersey	49-33	Detroit	50-32	San Antonio	60-22	Sacramento	59-23
03-04	Detroit	New Jersey	47-35	Indiana	61-21	Minnesota	58-24	L.A. Lakers	56-26

Season	Champions	Atlantic	Central	Southeast	Southwest	Northwest	Pacific
04-05	San Antonio	Boston (45-37)	Detroit (54-28)	Miami (59-23)	S. Antonio (59-23)	Seattle (52-30)	Phoenix (62-20)
05-06	Miami	New Jersey (49-33)	Detroit (64-18)	Miami (52-30)	S. Antonio (63-19)	Denver (44-38)	Phoenix (54-28)
06-07	San Antonio	Toronto (47-35)	Detroit (53-29)	Miami (44-38)	Dallas (67-15)	Utah (51-31)	Phoenix (61-21)
07-08	Boston	Boston (66-16)	Detroit (59-23)	Orlando (52-30)	N. Orleans (56-26)	Utah (54-28)	LA Lakers (57-25)
08-09	LA Lakers	Boston (62-20)	Cleveland (66-16)	Orlando (59-23)	San Antonio (54-28)	Denver (54-28)	LA Lakers (65-17)
09-10	LA Lakers	Boston (50-32)	Cleveland (61-21)	Orlando (59-23)	Dallas (55-27)	Denver (53-29)	LA Lakers (57-25)
10-11	Dallas	Boston (56-26)	Chicago (62-20)	Miami (59-24)	San Antonio (61-21)	Oklahoma City (65-27)	LA Lakers (57-25)
11-12	Miami	Boston (39-27)	Chicago (50-16)	Miami (46-20)	San Antonio (50-16)	Oklahoma City (47-19)	LA Lakers (41-25)
12-13	Miami	New York (54-28)	Indiana (49-32)	Miami (66-16)	San Antonio (58-24)	Oklahoma City (60-22)	LA Clippers (56-26)
13-14	San Antonio	Toronto (48-34)	Indiana (56-26)	Miami (54-28)	San Antonio (62-20)	Oklahoma City (59-23)	LA Clippers (57-25)

PAST ABA CHAMPIONS



Season	Champions	Eastern	W-L	Western	W-L
67-68	Pittsburgh	Pittsburgh	54-24	New Orleans	48-30
68-69	Oakland	Indiana	44-34	Oakland	60-18
69-70	Indiana	Indiana	59-25	Denver	51-33
70-71	Utah	Virginia	55-29	Indiana	58-26
71-72	Indiana	Kentucky	68-16	Utah	60-24
72-73	Indiana	Carolina	57-27	Utah	55-29
73-74	N.Y. Nets	N.Y. Nets	55-29	Utah	51-33
74-75	Kentucky	Kentucky	58-26	Denver	65-19



ALL-TIME NBA AWARD WINNERS

ROOKIE OF THE YEAR

Season	Player	Team
1952-53	Don Meineke	Fort Wayne
1953-54	Ray Felix	Baltimore
1954-55	Bob Pettit	Milwaukee
1955-56	Maurice Stokes	Rochester
1956-57	Tom Heinsohn	Boston
1957-58	Woody Sauldsberry	Philadelphia
1958-59	Elgon Baylor	Minneapolis
1959-60	Wilt Chamberlain	Philadelphia
1960-61	Oscar Robertson	Cincinnati
1961-62	Walt Bellamy	Chicago
1962-63	Terry Dischinger	Chicago
1963-64	Jerry Lucas	Cincinnati
1964-65	Willis Reed	New York
1965-66	Rick Barry	San Francisco
1966-67	Dave Bing	Detroit
1967-68	Earl Monroe	Baltimore
1968-69	Wes Unseld	Baltimore
1969-70	Kareem Abdul-Jabbar	Milwaukee
1970-71	Geoff Petrie	Portland
1971-72	Dave Cowens	Boston
1972-73	Sidney Wicks	Portland
1973-74	Bob McAdoo	Buffalo
1974-75	Ernie DiGregorio	Buffalo
1975-76	Keith Wilkes	Golden State
1976-77	Alvan Adams	Phoenix
1977-78	Adrian Dantley	Buffalo
1978-79	Walter Davis	Phoenix
1979-80	Phil Ford	Kansas City
1980-81	Larry Bird	Boston
1981-82	Darrell Griffith	Utah
1982-83	Buck Williams	New Jersey
1983-84	Terry Cummings	San Diego

Season	Player	Team
1984-85	Ralph Sampson	Houston
1985-86	Michael Jordan	Chicago
1986-87	Patrick Ewing	New York
1987-88	Chuck Person	Indiana
1988-89	Mark Jackson	New York
1989-90	Mitch Richmond	Golden State
1990-91	David Robinson	San Antonio
1991-92	Derrick Coleman	New Jersey
1992-93	Shaqille O'Neal	Orlando
1993-94	Chris Webber	Golden State
1994-95	Grant Hill	Detroit
1995-96	Jason Kidd	Dallas
1996-97	Damon Stoudamire	Toronto
1997-98	Allen Iverson	Philadelphia
1998-99	Vince Carter	San Antonio
1999-00	Elton Brand	Chicago
2000-01	Steve Francis	Houston
2001-02	Pau Gasol	Orlando
2002-03	Amare Stoudamire	Memphis
2003-04	LeBron James	Phoenix
2004-05	Emeka Okafor	Cleveland
2005-06	Chris Paul	Charlotte
2006-07	Brandon Roy	New Orleans/Oklahoma City
2007-08	Kevin Durant	Portland
2008-09	Derrick Rose	Seattle
2009-10	Tyrece Evans	Chicago
2010-11	Blake Griffin	Utah
2011-12	Kyrie Irving	Sacramento
2012-13		LA Clippers
2013-14		Cleveland

MOST VALUABLE PLAYER

Season	Player	Team
1955-56	Bob Pettit	St. Louis
1956-57	Bob Cousy	Boston
1957-58	Bill Russell	Boston
1958-59	Bob Pettit	St. Louis
1959-60	Wilt Chamberlain	Philadelphia
1960-61	Bill Russell	Boston
1961-62	Bill Russell	Boston
1962-63	Bill Russell	Boston
1963-64	Oscar Robertson	Cincinnati
1964-65	Bill Russell	Boston
1965-66	Wilt Chamberlain	Philadelphia
1966-67	Wilt Chamberlain	Philadelphia
1967-68	Wilt Chamberlain	Philadelphia
1968-69	Wes Unseld	Baltimore
1969-70	Willis Reed	New York
1970-71	Kareem Abdul-Jabbar	Milwaukee
1971-72	Kareem Abdul-Jabbar	Milwaukee
1972-73	Dave Cowens	Boston
1973-74	Kareem Abdul-Jabbar	Milwaukee
1974-75	Bob McAdoo	Buffalo
1975-76	Kareem Abdul-Jabbar	LA Lakers
1976-77	Kareem Abdul-Jabbar	LA Lakers
1977-78	Bill Walton	Portland
1978-79	Moses Malone	Houston
1979-80	Kareem Abdul-Jabbar	LA Lakers
1980-81	Julius Erving	Philadelphia
1981-82	Moses Malone	Houston
1982-83	Moses Malone	Philadelphia
1983-84	Larry Bird	Boston

Season	Player	Team
1984-85	Larry Bird	Boston
1985-86	Larry Bird	Boston
1986-87	Earvin Johnson	LA Lakers
1987-88	Michael Jordan	Chicago
1988-89	Earvin Johnson	LA Lakers
1989-90	Earvin Johnson	LA Lakers
1990-91	Michael Jordan	Chicago
1991-92	Michael Jordan	Chicago
1992-93	Charles Barkley	Phoenix
1993-94	Hakeem Olajuwon	Houston
1994-95	David Robinson	San Antonio
1995-96	Michael Jordan	Chicago
1996-97	Karl Malone	Utah
1997-98	Michael Jordan	Chicago
1998-99	Shaquille O'Neal	LA Lakers
1999-00	Allen Iverson	Philadelphia
2000-01	Tim Duncan	San Antonio
2001-02	Tim Duncan	San Antonio
2002-03	Kareem Abdul-Jabbar	Milwaukee
2003-04	Kevin Garnett	Minnesota
2004-05	Steve Nash	Phoenix
2005-06	Steve Nash	Phoenix
2006-07	Dirk Nowitzki	Dallas
2007-08	Kobe Bryant	LA Lakers
2008-09	LeBron James	Cleveland
2009-10	LeBron James	Cleveland
2010-11	Derrick Rose	Chicago
2011-12	LeBron James	Miami
2012-13	LeBron James	Miami
2013-14	Kevin Durant	Oklahoma City

COACH OF THE YEAR

Season	Player	Team
1982-83	Harry Gallatin	St. Louis
1983-84	Alex Hannum	San Francisco
1984-85	Red Auerbach	Boston
1985-86	Dolph Schayes	Philadelphia
1986-87	Johnny Kerr	Chicago
1987-88	Richie Guerin	St. Louis
1988-89	Gene Shue	Baltimore
1989-90	Red Holzman	New York
1990-91	Dick Motta	Chicago
1991-92	Bill Sharman	LA Lakers
1992-93	Tom Heinsohn	Boston
1993-94	Ray Scott	Detroit
1994-95	Phil Johnson	Kansas City
1995-96	Bill Fitch	Cleveland
1996-97	Tom Nissalath	Houston
1997-78	Hubie Brown	Atlanta
19		



ALL-TIME NBA LEADERS

SCORING

Season	Player	Team	PPG	Season	Player	Team	PPG
1946-47	Joe Fulks	Philadelphia	23.2	1980-81	Adrian Dantley	Utah	30.7
1947-48	Max Zaslofsky	Chicago	21.0	1981-82	George Gervin	San Antonio	32.3
1948-49	George Mikan	Minneapolis	28.3	1982-83	Alex English	Denver	28.4
1949-50	George Mikan	Minneapolis	27.4	1983-84	Adrian Dantley	Utah	30.6
1950-51	George Mikan	Minneapolis	28.4	1984-85	Bernard King	New York	32.9
1951-52	Paul Arizin	Philadelphia	25.4	1985-86	Dominique Wilkins	Atlanta	30.3
1952-53	Neil Johnston	Philadelphia	22.3	1986-87	Michael Jordan	Chicago	37.1
1953-54	Neil Johnston	Philadelphia	24.4	1987-88	Michael Jordan	Chicago	35.0
1954-55	Neil Johnston	Philadelphia	22.7	1988-89	Michael Jordan	Chicago	32.5
1955-56	Bob Pettit	St. Louis	25.7	1989-90	Michael Jordan	Chicago	33.6
1956-57	Paul Arizin	Philadelphia	25.6	1990-91	Michael Jordan	Chicago	31.5
1957-58	George Yardley	Fort Wayne	27.8	1991-92	Michael Jordan	Chicago	30.1
1958-59	Bob Pettit	St. Louis	29.2	1992-93	Michael Jordan	Chicago	32.6
1959-60	Wilt Chamberlain	Philadelphia	37.6	1993-94	David Robinson	San Antonio	29.8
1960-61	Wilt Chamberlain	Philadelphia	38.4	1994-95	Shaquille O'Neal	Orlando	29.3
1961-62	Wilt Chamberlain	Philadelphia	50.4	1995-96	Michael Jordan	Chicago	30.4
1962-63	Wilt Chamberlain	San Francisco	44.8	1996-97	Michael Jordan	Chicago	29.6
1963-64	Wilt Chamberlain	San Francisco	36.9	1997-98	Michael Jordan	Chicago	28.7
1964-65	Wilt Chamberlain	San Fran. - Phil.	34.7	1998-99	Allen Iverson	Philadelphia	26.8
1965-66	Wilt Chamberlain	Philadelphia	33.5	1999-00	Shaquille O'Neal	Los Angeles	29.7
1966-67	Rick Barry	San Francisco	35.6	2000-01	Allen Iverson	Philadelphia	31.1
1967-68	Dave Bing	Detroit	27.1	2001-02	Allen Iverson	Philadelphia	31.4
1968-69	Elvin Hayes	San Diego	28.4	2002-03	Tracy McGrady	Orlando	32.1
1969-70	Jerry West	L.A. Lakers	31.2	2003-04	Tracy McGrady	Orlando	28.0
1970-71	K. Abdul-Jabbar	Milwaukee	31.7	2004-05	Allen Iverson	Philadelphia	30.7
1971-72	K. Abdul-Jabbar	Milwaukee	34.8	2005-06	Kobe Bryant	LA Lakers	35.4
1972-73	Nate Archibald	Kansas City - Omaha	34.0	2006-07	Kobe Bryant	LA Lakers	31.6
1973-74	Bob McAdoo	Buffalo	30.6	2007-08	LeBron James	Cleveland	30.0
1974-75	Bob McAdoo	Buffalo	34.5	2008-09	Dwyane Wade	Miami	30.2
1975-76	Bob McAdoo	Buffalo	31.1	2009-10	Kevin Durant	Oklahoma City	30.1
1976-77	Pete Maravich	New Orleans	31.1	2010-11	Kevin Durant	Oklahoma City	27.7
1977-78	George Gervin	San Antonio	27.2	2011-12	Kevin Durant	Oklahoma City	28.0
1978-79	George Gervin	San Antonio	29.6	2012-13	Carmelo Anthony	New York	28.7
1979-80	George Gervin	San Antonio	33.1	2013-14	Kevin Durant	Oklahoma City	32.0

REBOUNDING

Season	Player	Team	RPG	Season	Player	Team	RPG
1950-51	Dolph Schayes	Syracuse	16.4	1981-82	Moses Malone	Houston	14.7
1951-52	Larry Foust	Fort Wayne	13.3	1982-83	Moses Malone	Philadelphia	15.3
1952-53	Mel Hutchins	Milwaukee	13.3	1983-84	Moses Malone	Philadelphia	13.4
1953-54	George Mikan	Minneapolis	14.4	1984-85	Moses Malone	Philadelphia	13.1
1954-55	Harry Gallatin	New York	15.3	1985-86	Bill Laimbeer	Detroit	13.1
1955-56	Neil Johnston	Philadelphia	15.1	1986-87	Charles Barkley	Philadelphia	14.6
1956-57	Bob Pettit	St. Louis	15.2	1987-88	Michael Cage	L.A. Clippers	13.03
1957-58	Maurice Stokes	Rochester	17.4	1988-89	Akeem Olatuwon	Houston	13.5
1958-59	Bill Russell	Boston	22.7	1989-90	Akeem Olatuwon	Houston	14.0
1959-60	Wilt Chamberlain	Philadelphia	23.0	1990-91	David Robinson	San Antonio	13.0
1960-61	Wilt Chamberlain	Philadelphia	27.2	1991-92	Dennis Rodman	Detroit	18.7
1961-62	Wilt Chamberlain	Philadelphia	25.7	1992-93	Dennis Rodman	Detroit	18.3
1962-63	Wilt Chamberlain	San Francisco	24.3	1993-94	Dennis Rodman	San Antonio	17.3
1963-64	Bill Russell	Boston	24.7	1994-95	Dennis Rodman	San Antonio	16.8
1964-65	Bill Russell	Boston	24.1	1995-96	Dennis Rodman	Chicago	14.9
1965-66	Wilt Chamberlain	Philadelphia	24.6	1996-97	Dennis Rodman	Chicago	16.1
1966-67	Wilt Chamberlain	Philadelphia	24.2	1997-98	Dennis Rodman	Chicago	15.0
1967-68	Wilt Chamberlain	Philadelphia	23.8	1998-99	Chris Webber	Sacramento	13.0
1968-69	Wilt Chamberlain	L.A. Lakers	21.1	1999-00	Dikembe Mutombo	Atlanta	14.1
1969-70	Elvin Hayes	San Diego	16.9	2000-01	Dikembe Mutombo	Philadelphia	13.5
1970-71	Wilt Chamberlain	L.A. Lakers	18.2	2001-02	Ben Wallace	Detroit	13.0
1971-72	Wilt Chamberlain	L.A. Lakers	19.2	2002-03	Ben Wallace	Detroit	15.4
1972-73	Wilt Chamberlain	L.A. Lakers	18.6	2003-04	Kevin Garnett	Minnesota	13.9
1973-74	Elvin Hayes	Capital	18.1	2004-05	Kevin Garnett	Minnesota	13.5
1974-75	Wes Unseld	Washington	14.8	2005-06	Kevin Garnett	Minnesota	12.7
1975-76	K. Abdul-Jabbar	L.A. Lakers	16.9	2006-07	Kevin Garnett	Minnesota	12.8
1976-77	Bill Walton	Portland	14.4	2007-08	Dwight Howard	Orlando	14.2
1977-78	Leonard Robinson	New Orleans	15.7	2008-09	Dwight Howard	Orlando	13.8
1978-79	Moses Malone	Houston	17.6	2009-10	Dwight Howard	Orlando	13.2
1979-80	Swen Nater	San Diego	15.0	2010-11	Kevin Love	Minnesota	14.5
1980-81	Moses Malone	Houston	14.8	2011-12	Dwight Howard	Orlando	15.2
				2012-13	Dwight Howard	LA Lakers	12.4
				2013-14	DeAndre Jordan	LA Clippers	13.6

ASSISTS

Season	Player	Team	APG	Season	Player	Team	APG
1946-47	Ernie Calverly	Providence	3.4	1955-56	Bob Cousy	Boston	8.9
1947-48	Howie Dallmar	Philadelphia	2.5	1956-57	Bob Cousy	Boston	7.5
1948-49	Bob Davies	Rochester	5.4	1957-58	Bob Cousy	Boston	7.1
1949-50	Dick McGuire	New York	5.7	1958-59	Bob Cousy	Boston	8.6
1950-51	Andy Phillip	Philadelphia	6.3	1959-60	Bob Cousy	Boston	9.5
1951-52	Andy Phillip	Philadelphia	8.2	1960-61	Oscar Robertson	Cincinnati	9.7
1952-53	Bob Cousy	Boston	7.7	1961-62	Oscar Robertson	Cincinnati	11.4
1953-54	Bob Cousy	Boston	7.2	1962-63	Guy Rodgers	San Francisco	10.4
1954-55	Bob Cousy	Boston	7.9	1963-64	Oscar Robertson	Cincinnati	11.0

ALL-TIME NBA LEADERS, CONTINUED

ASSISTS, CONT.

Season	Player	Team	APG	Season	Player	Team	APG
1964-65	Oscar Robertson	Cincinnati	11.5	1989-90	John Stockton	Utah	14.5
1965-66	Oscar Robertson	Cincinnati	11.1	1990-91	John Stockton	Utah	14.2
1966-67	Guy Rodgers	Chicago	11.2	1991-92	John Stockton	Utah	13.7
1967-68	Wilt Chamberlain	Philadelphia	8.6	1992-93	John Stockton	Utah	12.0
1968-69	Oscar Robertson	Cincinnati	9.8	1993-94	John Stockton	Utah	12.6
1969-70	Lenny Wilkens	Seattle	9.1	1994-95	John Stockton	Utah	12.3
1970-71	Norm Van Lier	Cincinnati	10.2	1995-96	John Stockton	Utah	11.2
1971-72	Jerry West	L.A. Lakers	9.7	1996-97	Mark Jackson	Denver	11.4
1972-73	Nate Archibald	Kansas City - Omaha	11.4	1997-98	Rod Strickland	Washington	10.5
1973-74	Ernie DiGregorio	Buffalo	8.2	1998-99	Jason Kidd	Phoenix	10.8
1974-75	Kevin Porter	Washington	8.0	1999-00	Jason Kidd	Phoenix	10.1
1975-76	Donald Watts	Seattle	8.1	2000-01	Jason Kidd	Phoenix	9.8
1976-77	Don Buse	Indiana	8.5	2001-02	Andre Miller	Cleveland	10.9
1977-78	Kevin Porter	New Jersey	10.2	2002-03	Jason Kidd	New Jersey	9.9
1978-79	Kevin Porter	Detroit	13.4	2003-04	Jason Kidd	New Jersey	9.2
1979-80	Mike Richardson	New York	10.2	2004-05	Steve Nash	Phoenix	11.5
1980-81	Kevin Porter	Washington	9.1	2005-06	Steve Nash	Phoenix	10.5
1981-82	Johnny Moore	San Antonio	9.7	2006-07	Steve Nash	Phoenix	11.6
1982-83	Earvin Johnson	L.A. Lakers	10.5	2007-08	Chris Paul	New Orleans	11.6
1983-84	Earvin Johnson	L.A. Lakers	13.1	2008-09	Chris Paul	New Orleans	11.0
1984-85	Isiah Thomas	Detroit	13.9	2009-10	Steve Nash	Phoenix	11.0
1985-86	Earvin Johnson	L.A. Lakers	12.6	2010-11	Steve Nash	Phoenix	11.4
1986-87	Earvin Johnson	L.A. Lakers	12.2	2011-12	Rajon Rondo	Boston	11.7
1987-88	John Stockton	Utah	13.8	2012-13	Rajon Rondo	Boston	11.1
1988-89	John Stockton	Utah	13.6	2013-14	Chris Paul	LA Clippers	10.7

FIELD GOAL PERCENTAGE

Season	Player	Team	Pct.	Season	Player	Team	Pct.
1946-47	Bob Feerick	Washington	.401	1980-81	Artis Gilmore	Chicago	.670
1947-48	Bob Feerick	Washington	.340	1981-82	Artis Gilmore	Chicago	.652
1948-49	Arnie Risen	Rochester	.423	1982-83	Artis Gilmore	San Antonio	.626
1949-50	Alex Groza	Indiana	.478	1983-84	Artis Gilmore	San Antonio	.631
1950-51	Alex Groza	Indiana	.470	1984-85	James Donaldson	L.A. Clippers	.637
1951-52	Paul Arizin	Philadelphia	.448	1985-86	Steve Johnson	San Antonio	.632
1952-53	Neil Johnston	Philadelphia	.452	1986-87	Kevin McHale	Boston	.604
1953-54	Ed McCauley	Boston	.486	1987-88	Kevin McHale	Boston	.604
1954-55	Larry Faust	Fort Wayne	.487	1988-89	Dennis Rodman	Detroit	.595
1955-56	Neil Johnston	Philadelphia	.457	1989-90	Mark West	Phoenix	.625
1956-57	Neil Johnston	Philadelphia	.447	1990-91	Buck Williams	Portland	.602
1957-58	Jack Twyman	Cincinnati	.452	1991-92	Buck Williams	Portland	.604
1958-59	Ken Sears	New York	.490	1992-93	Cedric Ceballos	Phoenix	.576
1959-60	Ken Sears	New York	.477	1993-94	Shaquille O'Neal	Orlando	.599
1960-61	Wilt Chamberlain	Philadelphia	.505	1994-95	Walt Bellamy	Golden State	.633
1961-62	Walt Bellamy	Chicago	.513	1995-96	George Muresan	Washington	.584
1962-63	Wilt Chamberlain	San Francisco	.528	1996-97	George Muresan	Washington	.604
1963-64	Jerry Lucas	Cincinnati	.527	1997-98	Shaquille O'Neal	Los Angeles	.584
1964-65	Wilt Chamberlain	San Fran. - Phil.	.510	1998-99	Shaquille O'Neal	Los Angeles	.576
1965-66	Wilt Chamberlain	Philadelphia	.540	1999-00	Shaquille O'Neal	Los Angeles	.574
1966-67	Wilt Chamberlain	Philadelphia	.683	2000-01	Shaquille O'Neal	Los Angeles	.572
1967-68	Wilt Chamberlain	Philadelphia	.595	2001-02	Shaquille O'Neal	Los Angeles	.579
1968-69	Wilt Chamberlain	L.A. Lakers	.583	2002-03	Eddy Curry	Chicago	.585
1969-70	John Green	Cincinnati	.559	2003-04	Shaquille O'Neal	Los Angeles	.584
1970-71	John Green	Cincinnati	.587	2004-05	Shaquille O'Neal	Miami	.601
1971-72	Wilt Chamberlain	L.A. Lakers	.649	2005-06	Shaquille O'Neal	Orlando	.600
1972-73	Wilt Chamberlain	L.A. Lakers	.727	2006-07	Mikki Moore	New Jersey	.609
1973-74	Bob McAdoo	Buffalo	.547	2007-08	Andris Biedris	Golden State	.626
1974-75	Don Nelson	Boston	.539	2008-09	Shaquille O'Neal	Phoenix	.609
1975-76	Wes Unseld	Washington	.560	2009-10	Dwight Howard	Orlando	.612
1976-77	K. Abdul-Jabbar	L.A. Lakers	.579	2010-11	Nene	Denver	.615
1977-78	Bobby Jones	Denver	.578	2011-12	Tyson Chandler	New York	.679
1978-79	Cedric Maxwell	Boston	.584	2012-13	DeAndre Jordan	LA Clippers	.643
1979-80	Cedric Maxwell	Boston	.609	2013-14	DeAndre Jordan	LA Clippers	.676

FREE THROW PERCENTAGE

Season	Player	Team	Pct.	Season	Player	Team	Pct.
1946-47	Fred Scolari	Washington	.811	1965-66	Larry Siegfried	Boston	.881
1947-48	Bob Feerick	Washington	.788	1966-67	Adrian Smith	Cincinnati	.903
1948-49	Bob Feerick	Washington	.859	1967-68	Oscar Robertson	Cincinnati	.873
1949-50	Max Zaslofsky	Chicago	.843	1968-69	Larry Siegfried	Boston	.864
1950-51	Joe Fulks	Philadelphia	.855	1969-70	Flynn Robinson	Milwaukee	.898
1951-52	Bob Wanzer	Rochester	.904	1970-71	Chet Walker	Chicago	.859
1952-53	Bill Sharman	Boston	.850	1971-72	Jack Marin	Baltimore	.894
1953-54	Bill Sharman	Boston	.844	1972-73	Jack Barry	Golden State	.902
1954-55	Bill Sharman	Boston	.897	1973-74	Ernie DiGregorio	Buffalo	.902
1955-56	Bill Sharman	Boston	.867	1974-75	Rick Barry	Golden State	.904
1956-57	Bill Sharman	Boston	.905	1975-76	Rick Barry	Golden State	.923
1957-58	Dolph Schayes	Syracuse	.904	1976-77	Ernie DiGregorio	Buffalo	.945
1958-59	Bill Sharman	Boston	.932	1977-78	Rick Barry	Golden State	.924
1959-60	Dolph Schayes	Syracuse	.892	1978-79	Rick Barry	Houston	.947
1960-61	Bill Sharman	Boston	.921	1979-80	Rick Barry	Houston	.935
1961-62	Dolph Schayes	Syrac					



ALL-TIME NBA LEADERS, CONTINUED

FREE THROW PERCENTAGE, CONT.

Season	Player Team	Pct.	Season	Player Team	Pct.
1984-85	Kyle Macy, Phoenix	.907	1999-00	Jeff Hornacek, Utah	.950
1985-86	Larry Bird, Boston	.896	2000-01	Reggie Miller, Indiana	.928
1986-87	Larry Bird, Boston	.911	2001-02	Reggie Miller, Indiana	.911
1987-88	Jack Sikma, Milwaukee	.922	2002-03	Allan Houston, New York	.919
1988-89	Earvin Johnson, L.A. Lakers	.911	2003-04	Peja Stojakovic, Sacramento	.927
1989-90	Larry Bird, Boston	.930	2004-05	Reggie Miller, Indiana	.933
1990-91	Reggie Miller, Indiana	.918	2005-06	Steve Nash, Phoenix	.921
1991-92	Mark Price, Cleveland	.947	2006-07	Kyle Korver, Philadelphia	.914
1992-93	Mark Price, Cleveland	.948	2007-08	Peja Stojakovic, New Orleans	.929
1993-94	Mahmoud Abdul-Rauf, Denver	.956	2008-09	Jose Calderon, Toronto	.961
1994-95	Anthony Webb, Sacramento	.934	2009-10	Steve Nash, Phoenix	.938
1995-96	Mahmoud Abdul-Rauf, Denver	.930	2010-11	Stephen Curry, Golden State	.934
1996-97	Mark Price, Golden State	.906	2011-12	Jamal Crawford, Portland	.927
1997-98	Chris Mullin, Indiana	.939	2012-13	Kevin Durant, Oklahoma City	.905
1998-99	Reggie Miller, Indiana	.915	2013-14	Brian Roberts, New Orleans	.940

BLOCKED SHOTS

Season	Player Team	BPG	Season	Player Team	BPG
1973-74	Elmore Smith, L.A. Lakers	4.85	1993-94	Dikembe Mutombo, Denver	4.10
1974-75	K. Abdul-Jabbar, Milwaukee	3.26	1994-95	Dikembe Mutombo, Denver	3.91
1975-76	K. Abdul-Jabbar, L.A. Lakers	4.12	1995-96	Dikembe Mutombo, Denver	4.49
1976-77	Bill Walton, Portland	3.25	1996-97	Shawn Bradley, NJ - Dallas	3.40
1977-78	George Johnson, New Jersey	3.38	1997-98	Marcus Camby, Toronto	3.65
1978-79	K. Abdul-Jabbar, L.A. Lakers	3.35	1998-99	Aionzo Mourning, Miami	3.91
1979-80	K. Abdul-Jabbar, L.A. Lakers	3.41	1999-00	Aionzo Mourning, Miami	3.72
1980-81	George Johnson, San Antonio	3.38	2000-01	Theo Ratliff, Atlanta	3.74
1981-82	George Johnson, San Antonio	3.12	2001-02	Ben Wallace, Detroit	3.48
1982-83	Tree Rollins, Atlanta	4.29	2002-03	Theo Ratliff, Atlanta	3.23
1983-84	Mark Eaton, Utah	4.28	2003-04	Theo Ratliff, Atlanta-Portland	3.61
1984-85	Mark Eaton, Utah	4.56	2004-05	Theo Ratliff, Atlanta	3.32
1985-86	Manute Bol, Washington	4.06	2005-06	Marcus Camby, Denver	3.29
1986-87	Mark Eaton, Utah	4.06	2006-07	Marcus Camby, Denver	3.30
1987-88	Mark Eaton, Utah	3.71	2007-08	Marcus Camby, Denver	3.61
1988-89	Manute Bol, Golden State	4.31	2008-09	Dwight Howard, Orlando	2.92
1989-90	Akeem Olatujun, Houston	4.59	2009-10	Dwight Howard, Orlando	2.78
1990-91	Akeem Olatujun, Houston	3.95	2010-11	Andrew Bogut, Milwaukee	2.58
1991-92	David Robinson, San Antonio	4.49	2011-12	Serge Ibaka, Oklahoma City	3.65
1992-93	Hakeem Olatujun, Houston	4.17	2012-13	Serge Ibaka, Oklahoma City	3.03
			2013-14	Anthony Davis, New Orleans	2.82

STEALS

Season	Player Team	SPG	Season	Player Team	SPG
1973-74	Larry Steele, Portland	2.68	1993-94	Nate McMillan, Seattle	2.96
1974-75	Rick Barry, Golden State	2.85	1994-95	Scottie Pippen, Chicago	2.94
1975-76	Donald Watts, Seattle	3.18	1995-96	Gary Payton, Seattle	2.85
1976-77	Don Buse, Indiana	3.47	1996-97	Mookie Blaylock, Atlanta	2.72
1977-78	Ron Lee, Phoenix	2.74	1997-98	Mookie Blaylock, Atlanta	2.61
1978-79	M.L. Carr, Detroit	2.46	1998-99	Kendall Gill, New Jersey	2.68
1979-80	Michael Richardson, New York	3.23	1999-00	Eddie Jones, Charlotte	2.67
1980-81	Earvin Johnson, L.A. Lakers	3.43	2000-01	Allen Iverson, Philadelphia	2.51
1981-82	Earvin Johnson, L.A. Lakers	2.67	2001-02	Allen Iverson, Philadelphia	2.80
1982-83	Michael Richardson, Golden St. - N.J.	2.84	2002-03	Allen Iverson, Philadelphia	2.74
1983-84	Rickey Green, Utah	2.65	2003-04	Baron Davis, New Orleans	2.36
1984-85	Michael Richardson, New Jersey	2.89	2004-05	Larry Hughes, Washington	2.89
1985-86	Alvin Robertson, San Antonio	3.67	2005-06	Gerald Wallace, Charlotte	2.51
1986-87	Alvin Robertson, San Antonio	3.21	2006-07	Baron Davis, Golden State	2.14
1987-88	Michael Jordan, Chicago	3.16	2007-08	Chris Paul, New Orleans	2.71
1988-89	John Stockton, Utah	3.21	2008-09	Hubert Davis, Dallas	2.91
1989-90	Michael Jordan, Chicago	2.77	2009-10	Rajon Rondo, Boston	2.33
1990-91	Alvin Robertson, Milwaukee	3.00	2010-11	Chris Paul, New Orleans	2.35
1991-92	John Stockton, Utah	2.98	2011-12	Chris Paul, LA Clippers	2.53
1992-93	Michael Jordan, Chicago	2.83	2012-13	Chris Paul, LA Clippers	2.41
			2013-14	Chris Paul, LA Clippers	2.48

THREE-POINT FIELD GOAL PERCENTAGE

Season	Player Team	Pct.	Season	Player Team	Pct.
1979-80	Fred Brown, Seattle	.443	1996-97	Glen Rice, Charlotte	.470
1980-81	Brian Taylor, San Diego	.383	1997-98	Dale Ellis, Seattle	.464
1981-82	Campy Russell, New York	.439	1998-99	Del Curry, Milwaukee	.476
1982-83	Michael Runey, San Antonio	.345	1999-00	Hubert Davis, Dallas	.476
1983-84	Darrell Griffith, Utah	.361	2000-01	Brent Barry, Seattle	.476
1984-85	Byron Scott, L.A. Lakers	.433	2001-02	Steve Smith, San Antonio	.472
1985-86	Craig Hodges, Milwaukee	.451	2002-03	Bruce Bowen, San Antonio	.441
1986-87	Kiki Vandeweghe, Portland	.481	2003-04	Anthony Peeler, Sacramento	.482
1987-88	Craig Hodges, Milw. - Phoenix	.491	2004-05	Fred Hoiberg, Minnesota	.483
1988-89	Jon Sundvold, Miami	.522	2005-06	Richard Hamilton, Detroit	.458
1989-90	Steve Kerr, Cleveland	.507	2006-07	Jason Kapono, Miami	.514
1990-91	Jim Les, Sacramento	.461	2007-08	Jason Kapono, Toronto	.483
1991-92	Dana Barros, Seattle	.446	2008-09	Anthony Morrow, Golden State	.467
1992-93	B.J. Armstrong, Chicago	.453	2009-10	Kyle Korver, Utah	.536
1993-94	Tracy Murray, Portland	.459	2010-11	Matt Bonner, San Antonio	.457
1994-95	Steve Kerr, Chicago	.524	2011-12	Steve Novak, New York	.472
1995-96	Tim Legler, Washington	.522	2012-13	Jose Calderon, Toronto-Detroit	.461
			2013-14	Kyle Korver, Atlanta	.472

ALL-TIME NBA TEAM RECORDS

ALL-TIME OVERALL

Team	W	L	Pct
San Antonio Spurs	1884	1174	.616
Los Angeles Lakers	3197	2008	.614
Chicago Stags *	145	92	.612
Boston Celtics	3133	2181	.590
Washington Capitols *	1573	1114	.579
Anderson Packers *	37	27	.578
Phoenix Suns	2060	1664	.553
Utah Jazz	1737	1498	.537
Oklahoma City Thunder	2039	1767	.536
Portland Trail Blazers	1896	1664	.533
Philadelphia 76ers	2698	2442	.525
Miami Heat	1085	521	.521
Chicago Bulls	2023	1864	.520
St. Louis Bombers *	122	115	.515
Houston Rockets	1955	1851	.514
Milwaukee Bucks	1909	1815	.513
Dallas Mavericks	1390	1350	.507
Cleveland Rebels *	30	30	.500
Orlando Magic	1002	1000	.500
New York Knickerbockers	2652	2659	.499
Indiana Pacers	1523	1544	.497
Atlanta Hawks	2541	2600	.494
Indianapolis Olympians *	132	137	.491
Denver Nuggets	1500	1568	.489
Detroit Pistons	2540	2664	.488
New Orleans Pelicans	995	1089	.477
Golden State Warriors	2450	2860	.461
Sacramento Kings	2402	2803	.461
Cleveland Cavaliers	1618	1942	.454
Washington Wizards	1917	2370	.447
Brooklyn Nets	1301	1767	.424
Toronto Raptors	629	881	.417
Minnesota Timberwolves	802	1200	.401
Memphis Grizzlies	597	913	.395
Los Angeles Clippers	1360	2200	.382
Toronto Huskies*	22	38	.367
Charlotte Hornets	293	511	.364
Sheboygan Redskins*	23	45	.355
Baltimore Bullets*	158	292	.351
Detroit Falcons*	20	40	.333
Waterloo Hawks*	19	43	.306
Indianapolis Jets*	18	42	.300
Providence Steamrollers*	46	122	.274
Pittsburgh Ironmen*	15	45	.250
Denver Nuggets*	11	51	.177

ALL-TIME NEUTRAL COURT

Team	W	L	Pct
Anderson Packers *	3	0	1.000
Chicago Stags *	12	1	.923
Boston Celtics	202	88	.697
Milwaukee Bucks	24	15	.615
Indianapolis Olympians *	15	11	.577
St. Louis Bombers *	4	3	.571
Golden State Warriors	165	130	.559
Philadelphia 76ers	161	133	.548
Cleveland Cavaliers	6	5	.545
Los Angeles Lakers	139	121	.535
Sacramento Kings	149	142	.512
New York Knickerbockers	190	133	.494
Chicago Bulls	31	33	.484
Detroit Pistons	144	182	.442
Houston Rockets	25	32	.439
Atlanta Hawks	127	163	.438
Washington Wizards	57	94	.377
Oklahoma City Thunder	18	31	.367
Los Angeles Clippers	10	18	.357
Phoenix Suns	9	16	.363
Washington Capitols*	2	5	.286
Baltimore Bullets*	11	51	.177
Portland Trail Blazers	2	12	.143
Waterloo Hawks*	1	6	.143
Denver Nuggets*	1	10	.091
Providence Steamrollers*	0	2	.000
Sheboygan Redskins*	0	4	.000
Indianapolis Jets*	0	5	.000

(* Defunct franchise)
(** Neutral court records kept prior to 73-74 season)

ALL-TIME HOME

Team	W	L	Pct
San Antonio Spurs	1132	402	.738
Los Angeles Lakers	1820	667	.732
Washington Capitols *	97	37	.724
Anderson Packers *	23	9	.719
Boston Celtics	1725	744	.699
Indianapolis Olympians *	86	37	.699
Phoenix Suns	1277	577	.689
Utah Jazz	1114	502	.689
Chicago Stags *	70	33	.680
Portland Trail Blazers	1199	578	.675
Oklahoma City Thunder	1261	658	.657
Philadelphia 76ers	1564	847	.649
Denver Nuggets	965	528	.646
St. Louis Bombers *	73	41	.640
Atlanta Hawks	1551	890	.635
Houston Rockets	1193	686	.635
Chicago Bulls	1216	706	.633
Milwaukee Bucks	1158	678	.631
Indiana Pacers	989	586	.628
Miami Heat	648	394	.622
Orlando Magic	617	383	.617
New York Knickerbockers	1541	981	.611
Detroit Pistons	1527	977	.610
Sacramento Kings	1480	967	.605
Dallas Mavericks	822	548	.600
Cleveland Cavaliers	1046	744	.584
Washington Wizards	1185	894	.570
Cleveland Rebels *	17	13	.567
New Orleans Pelicans	596	457	.566
Golden State Warriors	1449	1134	.561
Sheboygan Redskins*	17	17	.500
Brooklyn Nets	42	706	.540
Waterloo Hawks*	17	15	.531
Baltimore Bullets*	111	100	.526
Los Angeles Clippers	886	880	.502
Toronto Huskies*	15	15	.500
Toronto Raptors	377	378	.498
Memphis Grizzlies	370	385	.490
Indianapolis Jets*	14	15	.483
Minnesota Timberwolves	462	498	.481
Charlotte Hornets	191	211	.475
Detroit Falcons*	12	18	.400
Denver Nuggets*	9	15	.375
Pittsburgh Ironmen*	9	19	.367
Providence Steamrollers*	29	55	.345

ALL-TIME ROAD

Team	W	L	Pct
Chicago Stags *	63	58	.521
Los Angeles Lakers	1238	1236	.500
San Antonio Spurs	752	782	.490
Boston Celtics	1206	1383	.466
Washington Capitols *	58	72	.446
Cleveland Rebels *	13	17	.433
Phoenix Suns	774	1069	.420
Dallas Mavericks	568	802	.415
Oklahoma City Thunder	777	1101	.414
Miami Heat	446	637	.412
Chicago Bulls	776	1125	.408
Philadelphia 76ers	988	1447	.406
Houston Rockets	737	1133	.394
Milwaukee Bucks	727	1122	.393
Portland Trail Blazers	695	1074	.393
New York Knickerbockers	981	1545	.388
St. Louis Bombers *	45	71	.388
Utah Jazz	623	993	.386
Orlando Magic	385	616	.385
New Orleans Pelicans	398	644	.382
Anderson Packers *	11	18	.379
Detroit Pistons	886	1529	.367
Atlanta Hawks	864	1547	.358
Indiana Pacers	522	970	.350
Golden State Warriors	837	1696	.330
Toronto Raptors	261	535	.328
Washington Wizards	675	1362	.328
Cleveland Cavaliers	576	1183	.326
Denver Nuggets	497	1037	.324
Sacramento Kings	773	1684	.315
Minnesota Timberwolves	310	690	.310
Brooklyn Nets	465	1061	.305
Memphis Grizzlies	227	528	.301
Detroit Falcons*	8	22	.267
Los Angeles Clippers	464	1301	.263
Indianapolis Olympians*	31	89	.258
Charlotte Hornets	102	300	.254
Toronto Huskies*	7	23	.233
Providence Steamrollers*	17	67	.207
Baltimore Bullets*	36	141	.203
Sheboygan Redskins*	5	22	.185
Indianapolis Jets*	4	22	.154
Pittsburgh Ironmen*	4	26	.133
Waterloo Hawks*	1	22	.043
Denver Nuggets*	1	26	.037

PLAYOFFS



OPPONENTS



5 DEMARRE
CARROLL





BOSTON CELTICS

226 Causeway St., 4th Floor
Boston, MA 02144
(617) 854-8000

SCHEDULE (All Times Eastern)

BOSTON	Tue., Dec. 2	7:30
at Boston	Wed., Jan. 14	8:00
at Boston	Wed., Feb. 11	7:30



BROOKLYN NETS

390 Murray Hill Pkwy.
East Rutherford, NJ 07073
(201) 935-8888

SCHEDULE (All Times Eastern)

at Brooklyn	Fri., Dec. 5	7:30
BROOKLYN	Wed., Jan. 28	7:30
BROOKLYN	Sat., Apr. 4	7:30
at Brooklyn	Wed., Apr. 8	



2013-14 RESULTS

Series tied, 2-2
(High Scorer, ATL/BOS)
Nov. 23 at Atlanta (94-87, Celtics)
Horford 18/Bass 17
Dec. 31 at Boston (92-91, Hawks)
Millsap 34/Olynyk 21
Feb. 26 at Boston (115-104, Celtics)
Carroll 24/Bayless 29
Apr. 9 at Atlanta (105-97, Hawks)
Teague 19/Bradley 24

SERIES FACTS

Current Streak: Atlanta, one win
Current Home Streak: Won 1
Current Road Streak: Lost 1
Last Home Win: 4/9/14, 105-97
Last Road Win: 12/31/13, 92-91
Last Home Loss: 11/23/13, 94-87
Last Road Loss: 2/26/14, 115-104
Biggest Win: 35 (2/28/78), 117-85
Biggest Loss: 26 (11/16/77), 131-105

2013-14 RESULTS

Brooklyn, 2-1
(High Scorer, ATL/BKN)
Jan. 6 at Brooklyn (91-86, Nets)
Millsap 16/Johnson 23
Jan. 16 at London (127-110, Nets)
Two w/17/Johnson 29
Apr. 11 at Brooklyn (93-88, Hawks)
Millsap 27/Plumlee 17

SERIES FACTS

Current Streak: Atlanta, one win
Current Home Streak: Lost 2
Current Road Streak: Won 1
Last Home Win: 1/16/13, 109-95
Last Road Win: 4/9/14, 93-88
Last Home Loss: 1/16/14, 127-110
Last Road Loss: 1/6/14, 91-86
Biggest Win: 37 (12/9/79), 122-85
37 (12/4/87), 139-102
Biggest Loss: 34 (2/13/91), 140-106

ATLANTA ALL-TIME RECORD vs. BOSTON

Season	Home	Road	Neutral	Total
49-68*	33-32	7-54	11-21	51-103
68-69	2-1	1-2	0-0	3-3
69-70	3-0	3-0	0-0	6-0
70-71	1-2	1-2	0-0	2-4
71-72	0-2	0-2	0-0	0-4
72-73	0-3	1-2	0-0	1-5
73-74	1-2	0-2	0-1	1-5
74-75	0-2	0-2	0-0	0-4
75-76	1-1	0-2	1-0	2-3
76-77	0-2	0-2	0-0	0-4
77-78	2-0	0-1	0-1	2-2
78-79	1-1	1-1	0-0	2-2
79-80	1-2	1-1	0-1	2-4
80-81	1-2	1-1	0-1	2-4
81-82	1-2	0-3	0-0	1-5
82-83	0-3	1-2	0-0	1-5
83-84	0-2	0-3	0-0	0-5
84-85	0-3	1-1	0-0	1-4
85-86	0-3	0-3	0-0	0-6
86-87	3-0	0-3	0-0	3-3
87-88	2-1	0-3	0-0	2-4
88-89	2-0	1-1	0-0	3-1
89-90	1-1	0-2	0-0	1-3

Season	Home	Road	Neutral	Total
90-91	2-0	1-1	0-0	3-1
91-92	2-0	0-1	1-0	3-1
92-93	1-1	0-1	1-0	2-2
93-94	2-0	2-0	0-0	4-0
94-95	2-0	1-1	0-0	3-1
95-96	2-0	2-0	0-0	4-0
96-97	2-0	1-1	0-0	3-1
97-98	1-1	1-0	0-0	2-1
98-99	2-0	1-0	0-0	3-0
99-00	1-1	0-2	0-0	1-3
00-01	1-1	0-2	0-0	1-3
01-02	1-1	1-1	0-0	2-2
02-03	0-1	0-2	0-0	0-3
03-04	2-0	1-1	0-0	3-1
04-05	1-1	0-2	0-0	1-3
05-06	1-1	1-0	0-0	2-1
06-07	2-0	1-1	0-0	3-1
07-08	0-1	0-2	0-0	0-3
08-09	0-2	0-2	0-0	0-4
09-10	2-0	2-0	0-0	4-0
10-11	1-1	0-1	0-0	1-2
11-12	1-1	0-1	0-0	1-2
12-13	1-1	0-2	0-0	1-3
13-14	1-1	1-1	0-0	2-2

TOTALS 86-82 35-120 14-25 135-227
ATL TOTALS 52-49 28-65 3-4 83-118

* 1949-68 signifies Tri-Cities Blackhawks/
Milwaukee Hawks/St. Louis Hawks years

ATLANTA ALL-TIME RECORD vs. BROOKLYN

Season	Home	Road	Neutral	Total
76-77	1-1	2-0	0-0	3-1
77-78	2-0	1-1	0-0	3-1
78-79	1-1	1-1	0-0	2-2
79-80	2-1	2-1	0-0	4-2
80-81	2-0	1-2	0-0	3-2
81-82	2-1	1-1	0-0	3-2
82-83	1-2	1-2	0-0	2-4
83-84	2-1	1-2	0-0	3-3
84-85	2-1	1-2	0-0	3-3
85-86	3-0	1-2	0-0	4-2
86-87	2-0	3-0	0-0	5-0
87-88	3-0	2-0	0-0	5-0
88-89	2-0	2-1	0-0	4-1
89-90	2-0	0-2	0-0	2-2
90-91	2-0	1-1	0-0	3-1
91-92	2-0	1-1	0-0	3-1
92-93	1-1	0-2	0-0	1-3
93-94	1-1	0-2	0-0	1-3
94-95	2-0	2-0	0-0	4-0
95-96	2-0	2-0	0-0	4-0
96-97	2-0	1-1	0-0	3-1
97-98	1-0	0-2	0-0	1-2
98-99	1-0	0-2	0-0	1-2
99-00	2-0	1-1	0-0	3-1
00-01	0-2	1-1	0-0	1-3
01-02	2-0	0-1	0-0	2-1
02-03	1-1	0-2	0-0	1-3
03-04	1-1	0-2	0-0	1-3
04-05	0-2	0-1	0-0	0-3
05-06	1-1	0-2	0-0	1-3
06-07	0-1	1-1	0-0	1-2
07-08	1-1	0-2	0-0	1-3
08-09	1-1	0-2	0-0	1-3
09-10	2-0	1-0	0-0	3-0
10-11	2-0	0-2	0-0	2-2
11-12	2-0	2-0	0-0	4-0
12-13	1-1	1-1	0-0	2-2
13-14	0-1	1-1	0-0	1-2
TOTALS	57-22	34-47	0-0	91-69



CHARLOTTE HORNETS

333 E. Trade St.
Charlotte, NC 28202
(704) 688-8600

SCHEDULE (All Times Eastern)

at Charlotte	Fri., Nov. 7	7:00
CHARLOTTE	Sat., Nov. 29	7:30
at Charlotte	Sat., Mar. 28	7:00
CHARLOTTE	Fri., Apr. 10	7:30



2013-14 RESULTS

Atlanta, 3-1
(High Scorer, ATL/CHAR)
Nov. 11 at Charlotte (103-94, Hawks)
Horford 24/McRoberts 19
Dec. 28 at Atlanta (118-116, OT, Hawks)
Millsap 33/Jefferson 24
Mar. 17 at Charlotte (97-83, Hawks)
Millsap 28/Walker 20
Apr. 14 at Atlanta (95-93, Bobcats)
Scott 20/Jefferson 27

SERIES FACTS

Current Streak: Charlotte, one win
Current Home Streak: Lost 1
Current Road Streak: Won 6
Last Home Win: 12/28/13, 118-116, OT
Last Road Win: 3/17/14, 97-83
Last Home Loss: 4/14/14, 95-93
Last Road Loss: 4/13/11, 96-85
Biggest Win: 39 (1/4/94), 133-94
Biggest Loss: 32 (4/12/00), 119-87

ATLANTA ALL-TIME RECORD vs. CHARLOTTE

Season	Home	Road	Neutral	Total
88-89	3-0	1-1	0-0	4-1
89-90	1-0	1-0	0-0	2-0
90-91	1-2	0-2	0-0	1-4
91-92	1-1	1-1	0-0	2-2
92-93	0-2	3-0	0-0	3-2
93-94	3-0	1-1	0-0	4-1
94-95	0-2	2-0	0-0	2-2
95-96	2-0	1-1	0-0	3-1
96-97	1-1	0-2	0-0	1-3
97-98	2-0	2-0	0-0	4-0
98-99	2-0	1-0	0-0	3-0
99-00	1-1	0-2	0-0	1-3
00-01	0-2	0-2	0-0	0-4
01-02	1-1	1-1	0-0	2-2
04-05	1-1	0-2	0-0	1-3
05-06	0-2	1-1	0-0	1-3
06-07	1-1	0-2	0-0	1-3
07-08	2-0	0-2	0-0	2-2
08-09	2-0	1-1	0-0	3-1
09-10	2-0	0-2	0-0	2-2
10-11	1-1	1-1	0-0	2-2
11-12	2-0	2-0	0-0	4-0
12-13	2-0	2-0	0-0	4-0
13-14	1-1	2-0	0-0	3-1
TOTALS	32-18	23-24	0-0	55-42

CHICAGO BULLS

1901 W. Madison St.
Chicago, IL 60612
(312) 455-4000

SCHEDULE (All Times Eastern)

CHICAGO	Mon., Dec. 15	7:30
at Chicago	Sat., Jan. 17	8:00
at Chicago	Wed., Apr. 15	8:00



2013-14 RESULTS

Chicago, 4-0
(High Scorer, ATL/CHI)
Jan. 4 at Chicago (91-84, Bulls)
Two w/16/Dunleavy 20
Feb. 11 at Chicago (100-85, Bulls)
Millsap 15/Gibson 24
Feb. 25 at Atlanta (107-103, Bulls)
Teague 26/Dunleavy 22
Apr. 2 at Atlanta (105-92, Bulls)
Millsap 22/Augustin 23

SERIES FACTS

Current Streak: Chicago, six wins
Current Home Streak: Lost 3
Current Road Streak: Lost 6
Last Home Win: 12/22/12, 92-75
Last Road Win: 3/1/10, 116-92
Last Home Loss: 4/2/14, 105-92
Last Road Loss: 2/11/14, 100-85
Biggest Win: 37 (4/8/83), 138-101
Biggest Loss: 39 (1/14/13), 97-58

ATLANTA ALL-TIME RECORD vs. CHICAGO

Season	Home	Road	Neutral	Total
66-68*	5-3	6-1	1-1	12-5
68-69	3-0	3-1	0-0	6-1
69-70	3-0	1-1	1-1	5-2
70-71	1-1	0-3	0-0	1-4
71-72	0-3	0-2	0-0	0-5
72-73	1-1	1-1	0-0	2-2
73-74	1-1	0-2	0-0	1-3
74-75	0-2	0-2	0-0	0-4
75-76	1-1	1-1	0-0	2-2
76-77	2-0	0-2	0-0	2-2
77-78	1-0	0-2	0-1	1-3
78-79	2-0	1-1	0-0	3-1
79-80	1-0	0-1	0-0	1-1
80-81	1-2	1-2	0-0	2-4
81-82	1-1	1-2	0-0	2-3
82-83	3-0	2-1	0-0	5-1
83-84	3-0	1-2	0-0	4-2
84-85	1-2	2-1	0-0	3-3
85-86	3-0	2-1	0-0	5-1
86-87	3-0	1-2	0-0	4-2
87-88	1-1	1-2	0-0	2-3
88-89	2-1	2-1	0-0	4-2
89-90	0-3	0-2	0-0	0-5
90-91	1-1	0-3	0-0	1-4
91-92	0-3	0-2	0-0	0-5
92-93	1-1	1-1	0-0	2-2
93-94	2-0	0-3	0-0	2-3
94-95	0-3	1-1	0-0	1-4
95-96	0-2	0-2	0-0	0-4
96-97	1-1	0-2	0-0	1-3
97-98	1-1	0-2	0-0	1-3
98-99	1-1	2-0	0-0	3-1
99-00	2-0	1-1	0-0	3-1
00-01	1-1	1-1	0-0	2-2
01-02	1-1	2-0	0-0	3-1
02-03	1-1	1-1	0-0	2-2
03-04	2-0	1-1	0-0	3-1
04-05	0-2	0-2	0-0	0-4
05-06	0-2	0-1	0-0	0-3
06-07	0-2	0-2	0-0	0-4
07-08	2-0	0-2	0-0	2-2
08-09	1-0	2-0	0-0	3-0
09-10	2-0	1-1	0-0	3-1
10-11	1-1	0-1	0-0	1-2
11-12	1-1	0-2	0-0	1-3
12-13	1-1	0-1	0-0	1-2
13-14	0-2	0-2	0-0	0-4
TOTALS	61-49	39-70	2-3	102-122
ATL TOTALS	55-45	33-67	1-2	89-114

* 1966-68 signifies St. Louis Hawks years



CLEVELAND CAVALIERS

One Center Court
Cleveland, OH 44115-4001
(216) 420-2000

SCHEDULE (All Times Eastern)

at Cleveland	Sat., Nov. 15	7:30
at Cleveland	Wed., Dec. 17	7:00
CLEVELAND	Tue., Dec. 30	7:30
CLEVELAND	Fri., Mar. 6	7:30



2013-14 RESULTS

Atlanta, 3-0
(High Scorer, ATL/CLE)
Dec. 6 at Atlanta (108-89, Hawks)
Horford 22/Waiters 30
Dec. 26 at Cleveland (127-125, 2OT, Hawks)
Teague 34/Irving 40
Apr. 4 at Atlanta (117-98, Hawks)
Scott 26/Waiters 23

SERIES FACTS

Current Streak: Atlanta, four wins
Current Home Streak: Won 3
Current Road Streak: Won 1
Last Home Win: 4/4/14, 117-98
Last Road Win: 12/26/13, 127-125, 2 OT
Last Home Loss: 11/30/13, 113-111
Last Road Loss: 1/9/13, 99-83
Biggest Win: 34 (12/31/70), 119-85
Biggest Loss: 43 (3/22/92), 123-80

ATLANTA ALL-TIME RECORD vs. CLEVELAND

Season	Home	Road	Neutral	Total
70-71	2-0	2-0	0-0	4-0
71-72	2-1	2-1	0-0	4-2
72-73	2-1	1-3	0-0	3-4
73-74	2-1	2-2	0-0	4-3
74-75	3-1	0-3	0-0	3-4
75-76	0-3	2-2	0-0	2-5
76-77	1-1	1-1	0-0	2-2
77-78	1-1	0-2	0-0	1-3
78-79	2-0	1-1	0-0	3-1
79-80	3-0	1-2	0-0	4-2
80-81	0-3	1-2	0-0	1-5
81-82	2-1	2-1	0-0	4-2
82-83	3-0	3-0	0-0	6-0
83-84	3-0	0-3	0-0	3-3
84-85	2-1	1-2	0-0	3-3
85-86	2-1	2-1	0-0	4-2
86-87	3-0	1-2	0-0	4-2
87-88	3-0	2-1	0-0	5-1
88-89	3-0	1-2	0-0	4-2
89-90	2-0	0-3	0-0	2-3
90-91	1-2	2-0	0-0	3-2
91-92	0-2	0-3	0-0	0-5

Season	Home	Road	Neutral	Total
92-93	0-3	0-2	0-0	0-5
93-94	2-0	1-1	0-0	3-1
94-95	1-1	0-3	0-0	1-4
95-96	1-1	2-0	0-0	3-1
96-97	2-0	1-1	0-0	3-1
97-98	2-0	2-0	0-0	4-0
98-99	1-0	1-1	0-0	2-1
99-00	2-0	1-1	0-0	3-1
00-01	1-1	1-1	0-0	2-2
01-02	2-0	1-1	0-0	3-1
02-03	2-0	2-0	0-0	4-0
03-04	1-1	0-2	0-0	1-3
04-05	0-2	0-2	0-0	0-4
05-06	0-1	1-1	0-0	1-2
06-07	0-2	1-1	0-0	1-3
07-08	1-1	0-1	0-0	1-2
08-09	1-1	0-2	0-0	1-3
09-10	1-1	0-2	0-0	1-3
10-11	1-0	2-0	0-0	3-0
11-12	2-0	1-0	0-0	3-0
12-13	1-1	1-1	0-0	2-2
13-14	2-0	1-0	0-0	3-0
TOTALS	68-35	46-60	0-0	114-95

DALLAS MAVERICKS

2500 Victory Avenue
Dallas, TX 75219
(214) 665-4660

SCHEDULE (All Times Eastern)

at Dallas	Mon., Dec. 22	8:30
DALLAS	Wed., Feb. 25	7:30



2013-14 RESULTS

Series tied, 1-1
(High Scorer, ATL/DAL)
Oct. 30 at Dallas (118-109, Mavericks)
Teague 24/Ellis 32
Nov. 29 at Atlanta (88-87, Hawks)
Teague 25/Two w/16

SERIES FACTS

Current Streak: Atlanta, one win
Current Home Streak: Won 1
Current Road Streak: Lost 1
Last Home Win: 11/29/13, 88-87
Last Road Win: 2/11/13, 105-101
Last Home Loss: 3/18/13, 127-113
Last Road Loss: 10/30/13, 118-109
Biggest Win: 36 (12/17/96), 109-73
Biggest Loss: 26 (2/18/03), 105-79

ATLANTA ALL-TIME RECORD vs. DALLAS

Season	Home	Road	Neutral	Total
80-81	1-0	1-0	0-0	2-0
81-82	0-1	1-0	0-0	1-1
82-83	1-0	0-1	0-0	1-1
83-84	1-0	0-1	0-0	1-1
84-85	0-1	0-1	0-0	0-2
85-86	0-1	1-0	0-0	1-1
86-87	1-0	1-0	0-0	2-0
87-88	1-0	1-0	0-0	2-0
88-89	1-0	0-1	0-0	1-1
89-90	0-1	0-1	0-0	0-2
90-91	1-0	1-0	0-0	2-0
91-92	1-0	1-0	0-0	2-0
92-93	1-0	0-1	0-0	1-1
93-94	1-0	1-0	0-0	2-0
94-95	1-0	1-0	0-0	2-0
95-96	0-1	1-0	0-0	1-1
96-97	1-0	1-0	0-0	2-0
97-98	1-0	1-0	0-0	2-0
98-99	0-0	0-1	0-0	0-1
99-00	0-1	0-1	0-0	0-2
00-01	0-1	0-1	0-0	0-2
01-02	0-1	0-1	0-0	0-2
02-03	0-1	0-1	0-0	0-2
03-04	1-0	1-0	0-0	2-0
04-05	1-0	0-1	0-0	1-1
05-06	0-1	0-1	0-0	0-2
06-07	0-1	0-1	0-0	0-2
07-08	1-0	0-1	0-0	1-1
08-09	1-0	0-1	0-0	1-1
09-10	0-1	1-0	0-0	1-1
10-11	0-1	0-1	0-0	0-2
11-12	1-0	0-0	0-0	1-0
12-13	0-1	1-0	0-0	1-1
13-14	1-0	0-1	0-0	1-1
TOTALS	19-14	15-18	0-0	34-32



DENVER NUGGETS

1000 Chopper Place
Denver, CO 80204
(303) 405-1100

SCHEDULE (All Times Eastern)

DENVER Sun., Dec. 7 3:30
at Denver Wed., Mar. 11 9:00



2013-14 RESULTS

Series tied, 1-1
(High Scorer, ATL/DEN)
Nov. 7 at Denver (109-107, Nuggets)
Millsap 29/Lawson 23
Mar. 15 at Atlanta (97-92, Hawks)
Millsap 24/Faried 25

SERIES FACTS

Current Streak: Atlanta, one win
Current Home Streak: Won 2
Current Road Streak: Lost 7
Last Home Win: 3/15/14, 97-92
Last Road Win: 12/6/06, 98-96
Last Home Loss: 3/16/11, 102-87
Last Road Loss: 11/7/13, 109-107
Biggest Win: 26 (12/30/78), 113-87
26 (1/19/92), 119-93
Biggest Loss: 35 (12/17/81), 138-103

ATLANTA ALL-TIME RECORD vs. DENVER

Season	Home	Road	Neutral	Total
76-77	2-0	0-2	0-0	2-2
77-78	1-0	0-2	0-1	1-3
78-79	2-0	1-1	0-0	3-1
79-80	1-0	0-1	0-0	1-1
80-81	1-0	0-1	0-0	1-1
81-82	1-0	0-1	0-0	1-1
82-83	0-1	1-0	0-0	1-1
83-84	0-1	0-1	0-0	0-2
84-85	0-1	0-1	0-0	0-2
85-86	1-0	0-1	0-0	1-1
86-87	1-0	1-0	0-0	2-0
87-88	1-0	0-1	0-0	1-1
88-89	0-1	0-1	0-0	0-2
89-90	1-0	0-1	0-0	1-1
90-91	1-0	0-1	0-0	1-1
91-92	1-0	1-0	0-0	2-0
92-93	1-0	1-0	0-0	2-0
93-94	1-0	0-1	0-0	1-1
94-95	1-0	1-0	0-0	2-0
95-96	1-0	0-1	0-0	1-1
96-97	1-0	0-1	0-0	1-1
97-98	1-0	1-0	0-0	2-0
99-00	1-0	0-1	0-0	1-1
00-01	1-0	0-1	0-0	1-1
01-02	1-0	1-0	0-0	2-0
02-03	1-0	1-0	0-0	2-0
03-04	1-0	1-0	0-0	2-0
04-05	0-1	0-1	0-0	0-2
05-06	1-0	0-1	0-0	1-1
06-07	0-1	1-0	0-0	1-1
07-08	1-0	0-1	0-0	1-1
08-09	1-0	0-1	0-0	1-1
09-10	1-0	0-1	0-0	1-1
10-11	0-1	0-1	0-0	0-2
11-12	0-0	0-1	0-0	0-1
12-13	1-0	0-1	0-0	1-1
13-14	1-0	0-1	0-0	1-1
TOTALS	31-7	11-29	0-1	42-37

DETROIT PISTONS

The Palace of Auburn Hills
5 Championship Drive
Auburn Hills, MI 48326
(248) 377-0100

SCHEDULE (All Times Eastern)

DETROIT Fri., Nov. 21 7:30
at Detroit Fri., Jan. 9 7:30



2013-14 RESULTS

Series tied, 2-2
(High Scorer, ATL/DET)
Nov. 20 at Atlanta (93-85, Hawks)
Millsap 19/Jennings 21
Nov. 22 at Detroit (96-89, Hawks)
Teague 18/Singler 22
Feb. 21 at Detroit (115-107, Pistons)
Millsap 23/Monroe 20
Apr. 8 at Atlanta (102-95, Pistons)
Millsap 24/Stuckey 29

SERIES FACTS

Current Streak: Detroit, two wins
Current Home Streak: Lost 1
Current Road Streak: Lost 1
Last Home Win: 11/22/13, 93-85
Last Road Win: 11/22/13, 96-89
Last Home Loss: 4/8/14, 102-95
Last Road Loss: 2/21/14, 115-107
Biggest Win: 44 (2/7/94), 141-97
Biggest Loss: 36 (12/2/83), 128-92

ATLANTA ALL-TIME RECORD vs. DETROIT

Season	Home	Road	Neutral	Total
57-68*	23-26	44-6	13-10	80-42
68-69	3-0	3-0	0-0	6-0
69-70	0-2	2-0	1-1	3-3
70-71	0-3	0-2	0-0	0-5
71-72	1-1	2-1	0-0	3-2
72-73	1-1	1-1	0-0	2-2
73-74	0-2	0-2	0-0	0-4
74-75	1-1	1-1	0-0	2-2
75-76	0-2	1-1	0-0	1-3
76-77	0-2	0-2	0-0	0-4
77-78	1-1	1-1	0-0	2-2
78-79	2-0	1-1	0-0	3-1
79-80	3-0	3-0	0-0	6-0
80-81	2-1	2-1	0-0	4-2
81-82	1-2	1-2	0-0	2-4
82-83	2-1	1-2	0-0	3-3
83-84	2-1	0-3	0-0	2-4
84-85	0-3	1-2	0-0	1-5
85-86	3-0	1-2	0-0	4-2
86-87	2-1	1-2	0-0	3-3
87-88	1-2	1-2	0-0	2-4
88-89	1-2	0-3	0-0	1-5
89-90	1-2	2-0	0-0	3-2
90-91	0-2	0-3	0-0	0-5

Season	Home	Road	Neutral	Total
91-92	0-3	1-1	0-0	1-4
92-93	1-1	1-2	0-0	2-3
93-94	2-0	2-0	0-0	4-0
94-95	2-1	1-1	0-0	3-2
95-96	2-0	0-2	0-0	2-2
96-97	1-1	0-2	0-0	1-3
97-98	2-0	0-2	0-0	2-2
98-99	0-1	1-1	0-0	1-2
99-00	1-1	0-2	0-0	1-3
00-01	0-2	0-2	0-0	0-4
01-02	1-1	0-2	0-0	1-3
02-03	1-1	0-2	0-0	1-3
03-04	0-2	1-1	0-0	1-3
04-05	0-2	1-1	0-0	1-3
05-06	1-1	0-2	0-0	1-3
06-07	1-0	0-2	0-0	1-2
07-08	0-2	0-2	0-0	0-4
08-09	2-0	1-0	0-0	3-0
09-10	2-0	0-2	0-0	2-2
10-11	2-0	1-1	0-0	3-1
11-12	2-0	1-1	0-0	3-1
12-13	1-0	1-1	0-0	2-1
13-14	1-1	1-1	0-0	2-2
TOTALS	75-78	82-73	14-11	171-162
ATL TOTALS	50-52	37-66	1-1	88-119

* 1957-68 signifies St. Louis Hawks years.



GOLDEN STATE WARRIORS

1011 Broadway
Oakland, CA 94607
(510) 986-2200

SCHEDULE (All Times Eastern)

GOLDEN ST. Fri., Feb. 6 7:30
at Golden St. Wed., Mar. 18 10:30



2013-14 RESULTS

Golden State, 2-0
(High Scorer, ATL/GST)
Jan. 3 at Atlanta (101-100, Warriors)
Antic 16/Lee 23
Mar. 7 at Golden State (111-97, Warriors)
Millsap 16/Lee 18

SERIES FACTS

Current Streak: Golden State, five wins
Current Home Streak: Lost 3
Current Road Streak: Lost 2
Last Home Win: 12/29/10, 103-93
Last Road Win: 2/25/11, 95-79
Last Home Loss: 1/3/14, 101-100
Last Road Loss: 3/7/14, 111-97
Biggest Win: 34 (12/31/70), 119-85
Biggest Loss: 43 (3/22/92), 123-80

ATLANTA ALL-TIME RECORD vs. GOLDEN STATE

Season	Home	Road	Neutral	Total
47-68*	49-16	23-40	12-21	84-77
68-69	2-2	2-1	0-0	4-3
69-70	1-2	2-1	1-0	4-3
70-71	1-1	1-2	0-0	2-3
71-72	2-1	0-1	1-0	3-2
72-73	1-1	0-2	0-0	1-3
73-74	0-2	1-1	0-0	1-3
74-75	1-1	0-2	0-0	1-3
75-76	2-0	0-2	0-0	2-2
76-77	0-2	0-2	0-0	0-4
77-78	1-1	0-2	0-0	1-3
78-79	1-1	0-2	0-0	1-3
79-80	1-0	1-0	0-0	2-0
80-81	1-0	1-0	0-0	2-0
81-82	0-1	0-1	0-0	0-2
82-83	0-1	0-1	0-0	0-2
83-84	1-0	0-1	0-0	1-1
84-85	1-0	1-0	0-0	2-0
85-86	1-0	0-1	0-0	1-1
86-87	1-0	0-1	0-0	1-1
87-88	1-0	1-0	0-0	2-0
88-89	1-0	0-1	0-0	1-1
89-90	1-0	1-0	0-0	2-0

Season	Home	Road	Neutral	Total
90-91	1-0	0-1	0-0	1-1
91-92	1-0	0-1	0-0	1-1
92-93	1-0	1-0	0-0	2-0
93-94	0-1	0-1	0-0	0-2
94-95	1-0	1-0	0-0	2-0
95-96	0-1	1-0	0-0	1-1
96-97	1-0	1-0	0-0	2-0
97-98	1-0	1-0	0-0	2-0
99-00	0-1	0-1	0-0	0-2
00-01	1-0	1-0	0-0	2-0
01-02	1-0	1-0	0-0	2-0
02-03	0-1	0-1	0-0	0-2
03-04	0-1	0-1	0-0	0-2
04-05	0-1	0-1	0-0	0-2
05-06	1-0	0-1	0-0	1-1
06-07	1-0	1-0	0-0	2-0
07-08	0-1	1-0	0-0	1-1
08-09	1-0	0-1	0-0	1-1
09-10	1-0	0-1	0-0	1-1
10-11	1-0	1-0	0-0	2-0
11-12	0-1	0-0	0-0	0-1
12-13	0-1	0-1	0-0	0-2
13-14	0-1	0-1	0-0	0-2

TOTALS 83-42 44-76 14-21 141-139
ATL TOTALS 34-25 21-36 2-0 57-61

* 1947-68 signifies St. Louis Hawks years.

HOUSTON ROCKETS

Toyota Center
1510 Polk St.
Houston, TX 77002
(713) 758-7200

SCHEDULE (All Times Eastern)

at Houston Sat., Dec. 20 8:00
HOUSTON Tue., Mar. 3 7:30



2013-14 RESULTS

Series tied, 1-1
(High Scorer, ATL/HTN)
Nov. 27 at Houston (113-84, Rockets)
Millsap 16/Two w/21
Jan. 10 at Atlanta (83-80, Hawks)
Two w/20/Harden 25

SERIES FACTS

Current Streak: Atlanta, one win
Current Home Streak: Won 1
Current Road Streak: Lost 4
Last Home Win: 1/10/14, 83-80
Last Road Win: 1/25/10, 102-95
Last Home Loss: 11/2/13, 109-102
Last Road Loss: 11/27/13, 113-84
Biggest Win: 42 (11/30/67), 129-87
Biggest Loss: 31 (12/23/70), 133-102

ATLANTA ALL-TIME RECORD vs. HOUSTON

Season	Home	Road	Neutral	Total
67-68*	3-1	4-0	0-0	7-1
68-69	3-1	0-3	0-0	3-4
69-70	3-0	1-2	0-0	4-2
70-71	2-1	0-2	0-0	2-3
71-72	1-1	0-3	0-0	1-4
72-73	3-1	1-3	0-0	4-4
73-74	3-1	2-1	0-0	5-2
74-75	1-2	1-3	0-0	2-5
75-76	2-2	0-3	0-0	2-5
76-77	1-1	0-2	0-0	1-3
77-78	2-0	1-1	0-0	3-1
78-79	2-0	1-1	0-0	3-1
79-80	1-2	1-2	0-0	2-4
80-81	1-0	0-1	0-0	1-1
81-82	1-0	1-0	0-0	2-0
82-83	1-0	1-0	0-0	2-0
83-84	1-0	0-1	0-0	1-1
84-85	0-1	0-1	0-0	0-2
85-86	1-0	0-1	0-0	1-1
86-87	0-1	1-0	0-0	1-1
87-88	1-0	0-1	0-0	1-1
88-89	1-0	0-1	0-0	1-1
89-90	1-0	1-0	0-0	2-0
90-91	0-1	1-0	0-0	1-1

Season	Home	Road	Neutral	Total
91-92	1-0	1-0	0-0	2-0
92-93	1-0	0-1	0-0	1-1
93-94	1-0	0-1	0-0	1-1
94-95	0-1	0-1	0-0	0-2
95-96	1-0	0-1	0-0	1-1
96-97	1-0	0-1	0-0	1-1
97-98	1-0	0-1	0-0	1-1
98-99	0-0	1-0	0-0	1-0
99-00	1-0	0-1	0-0	1-1
00-01	0-1	0-1	0-0	0-2
01-02	1-0	0-1	0-0	1-1
02-03	1-0	0-1	0-0	1-1
03-04	0-1	0-1	0-0	0-2
04-05	1-0	0-1	0-0	1-1
05-06	1-0	0-1	0-0	1-1
06-07	1-0	0-1	0-0	1-1
07-08	0-1	0-1	0-0	0-2
08-09	1-0	0-1	0-0	1-1
09-10	1-0	1-0	0-0	2-0
10-11	0-1	0-1	0-0	0-2
11-12	0-0	0-1	0-0	0-1
12-13	0-1	0-1	0-0	0-2
13-14	1-0	0-1	0-0	1-1

TOTALS 50-22 20-52 0-0 70-74
ATL TOTALS 47-21 16-51 0-0 63-72

* 1967-68 St. Louis Hawks years.



INDIANA PACERS

125 South Pennsylvania St.
Indianapolis, IN 46204
(317) 917-2500

SCHEDULE (All Times Eastern)

INDIANA	Sat., Nov. 1	7:30
at Indiana	Mon., Dec. 8	7:00
INDIANA	Wed., Jan. 21	7:30



LOS ANGELES CLIPPERS

LA Clippers Training Center
6951 South Centinela Blvd.
Playa Vista, CA 90094
(310) 862-6000

SCHEDULE (All Times Eastern)

LA CLIPPERS	Tue., Dec. 23	7:30
at LA Clippers	Mon., Jan. 5	10:30



2013-14 RESULTS

Series tied, 2-2
(High Scorer, ATL/IND)
Jan. 8 at Atlanta (97-87, Hawks)
Korver 17/George 28
Feb. 4 at Atlanta (89-85, Pacers)
Scott 15/West 22
Feb. 18 at Indiana (108-98, Pacers)
Korver 19/George 26
Apr. 6 at Indiana (107-88, Hawks)
Teague 25/George 18

SERIES FACTS

Current Streak: Atlanta, one win
Current Home Streak: Lost 1
Current Road Streak: Won 1
Last Home Win: 1/8/14, 97-87
Last Road Win: 4/6/14, 107-88
Last Home Loss: 2/4/14, 89-85
Last Road Loss: 2/18/14, 108-98
Biggest Win: 31 (1/28/86), 123-92
Biggest Loss: 27 (2/21/90), 123-96
27 (12/29/99), 116-89

ATLANTA ALL-TIME RECORD vs. INDIANA

Season	Home	Road	Neutral	Total
76-77	0-2	0-2	0-0	0-4
77-78	2-0	1-1	0-0	3-1
78-79	1-1	0-2	0-0	1-3
79-80	3-0	1-2	0-0	4-2
80-81	0-3	1-2	0-0	1-5
81-82	3-0	1-2	0-0	4-2
82-83	3-0	3-0	0-0	6-0
83-84	3-0	1-2	0-0	4-2
84-85	2-0	3-0	1-0	6-0
85-86	3-0	2-1	0-0	5-1
86-87	1-2	2-1	0-0	3-3
87-88	2-1	2-1	0-0	4-2
88-89	3-0	2-1	0-0	5-1
89-90	1-1	1-2	0-0	2-3
90-91	3-0	1-1	0-0	4-1
91-92	1-1	0-3	0-0	1-4
92-93	2-0	0-2	0-0	2-2
93-94	2-1	1-1	0-0	3-2
94-95	1-1	0-3	0-0	1-4
95-96	1-1	0-2	0-0	1-3
96-97	2-0	1-1	0-0	3-1
97-98	0-2	1-1	0-0	1-3
98-99	1-1	2-0	0-0	3-1
99-00	0-2	1-1	0-0	1-3
00-01	2-0	0-2	0-0	2-2
01-02	1-1	0-2	0-0	1-3
02-03	2-0	0-2	0-0	2-2
03-04	0-2	0-2	0-0	0-4
04-05	0-2	0-1	0-0	0-3
05-06	2-0	2-0	0-0	4-0
06-07	1-1	0-2	0-0	1-3
07-08	1-0	0-2	0-0	1-2
08-09	2-0	1-1	0-0	3-1
09-10	2-0	1-0	0-0	3-0
10-11	2-0	1-1	0-0	3-1
11-12	1-0	1-1	0-0	2-1
12-13	2-0	0-2	0-0	2-2
13-14	1-1	1-1	0-0	2-2
TOTALS	59-26	34-53	1-0	94-79

2013-14 RESULTS

Series tied, 1-1
(High Scorer, ATL/LAC)
Dec. 4 at Atlanta (107-97, Hawks)
Millsap 25/Griffin 24
Mar. 8 at Los Angeles (109-108, Clippers)
Carroll 19/Griffin 27

SERIES FACTS

Current Streak: LA Clippers, one win
Current Home Streak: Won 5
Current Road Streak: Lost 3
Last Home Win: 12/4/13, 107-97
Last Road Win: 1/2/11, 107-98
Last Home Loss: 2/7/09, 121-97
Last Road Loss: 3/8/14, 109-108
Biggest Win: 37 (1/3/88), 121-84
Biggest Loss: 24 (2/7/09), 121-97

ATLANTA ALL-TIME RECORD vs. LOS ANGELES CLIPPERS

Season	Home	Road	Neutral	Total	Season	Home	Road	Neutral	Total
70-71	2-0	1-1	0-0	3-1	92-93	1-0	0-1	0-0	1-1
71-72	2-1	2-1	0-0	4-2	93-94	0-1	1-0	0-0	1-1
72-73	2-1	3-0	0-0	5-1	94-95	1-0	1-0	0-0	2-0
73-74	2-1	0-2	0-1	2-4	95-96	1-0	1-0	0-0	2-0
74-75	0-2	1-1	0-0	1-3	96-97	1-0	1-0	0-0	2-0
75-76	2-1	0-2	0-0	2-3	97-98	1-0	1-0	0-0	2-0
76-77	2-0	2-0	0-0	4-0	98-99	0-0	1-0	0-0	1-0
77-78	2-0	1-1	0-0	3-1	99-00	1-0	0-1	0-0	1-1
78-79	2-0	1-1	0-0	3-1	00-01	1-0	0-1	0-0	1-1
79-80	1-0	0-1	0-0	1-1	01-02	1-0	0-1	0-0	1-1
80-81	1-0	0-1	0-0	1-1	02-03	1-0	1-0	0-0	2-0
81-82	0-1	1-0	0-0	1-1	03-04	0-1	0-1	0-0	0-2
82-83	1-0	0-1	0-0	1-1	04-05	0-1	0-1	0-0	0-2
83-84	1-0	0-1	0-0	1-1	05-06	0-1	0-1	0-0	0-2
84-85	1-0	1-0	0-0	2-0	06-07	1-0	1-0	0-0	2-0
85-86	1-0	1-0	0-0	2-0	07-08	1-0	0-1	0-0	1-1
86-87	1-0	1-0	0-0	2-0	08-09	0-1	1-0	0-0	1-1
87-88	1-0	1-0	0-0	2-0	09-10	1-0	1-0	0-0	2-0
88-89	1-0	1-0	0-0	2-0	10-11	1-0	1-0	0-0	2-0
89-90	0-1	1-0	0-0	1-1	11-12	1-0	0-1	0-0	1-1
90-91	1-0	1-0	0-0	2-0	12-13	1-0	0-1	0-0	1-1
91-92	1-0	0-1	0-0	1-1	13-14	1-0	0-1	0-0	1-1
TOTALS	43-13	30-25	0-1	73-39					



LOS ANGELES LAKERS

555 N. Nash St.
El Segundo, CA 90245
(310) 426-6000

SCHEDULE (All Times Eastern)

LA LAKERS Tue., Nov. 18 7:30
at LA Lakers Sun., Mar. 15 9:30



2013-14 RESULTS

Series tied, 1-1
(High Scorer, ATL/LAL)
Nov. 3 at Los Angeles (105-103, Lakers)
Korver 22/Henry 18
Dec. 16 at Atlanta (114-100, Hawks)
Horford 19/Young 23

SERIES FACTS

Current Streak: Atlanta, one win
Current Home Streak: Won 2
Current Road Streak: Lost 8
Last Home Win: 12/16/13, 114-100
Last Road Win: 2/15/06, 114-110
Last Home Loss: 3/8/11, 101-87
Last Road Loss: 11/3/13, 105-103
Biggest Win: 27 (10/11/73), 129-102
Biggest Loss: 46 (1/9/04), 113-67

ATLANTA ALL-TIME RECORD vs. LOS ANGELES LAKERS

Season	Home	Road	Neutral	Total
50-51***				0-11
51-55**				12-30
55-68*				79-68
68-69	2-2	1-2	0-0	3-4
69-70	2-1	2-2	0-0	4-3
70-71	1-1	2-1	0-0	3-2
71-72	0-3	0-2	0-0	0-5
72-73	1-1	2-0	0-0	3-1
73-74	2-0	2-0	0-0	4-0
74-75	2-0	0-2	0-0	2-2
75-76	1-1	0-2	0-0	1-3
76-77	1-1	1-1	0-0	2-2
77-78	2-0	1-1	0-0	3-1
78-79	1-1	0-2	0-0	1-3
79-80	1-0	0-1	0-0	1-1
80-81	0-1	0-1	0-0	0-2
81-82	0-1	0-1	0-0	0-2
82-83	0-1	0-1	0-0	0-2
83-84	0-1	0-1	0-0	0-2
84-85	0-1	0-1	0-0	0-2
85-86	1-0	0-1	0-0	1-1
86-87	0-1	1-0	0-0	1-1
87-88	0-1	0-1	0-0	0-2
88-89	0-1	1-0	0-0	1-1

Season	Home	Road	Neutral	Total
89-90	0-1	0-1	0-0	0-2
90-91	0-1	0-1	0-0	0-2
91-92	0-1	0-1	0-0	0-2
92-93	1-0	0-1	0-0	1-1
93-94	1-0	0-1	0-0	1-1
94-95	0-1	0-1	0-0	0-2
95-96	0-1	0-1	0-0	0-2
96-97	1-0	0-1	0-0	1-1
97-98	0-1	0-1	0-0	0-2
99-00	0-1	0-1	0-0	0-2
00-01	1-0	0-1	0-0	1-1
01-02	0-1	1-0	0-0	1-1
02-03	0-1	1-0	0-0	1-1
03-04	1-0	0-1	0-0	1-1
04-05	1-0	0-1	0-0	1-1
05-06	0-1	1-0	0-0	1-1
06-07	0-1	0-1	0-0	0-2
07-08	1-0	0-1	0-0	1-1
08-09	1-0	0-1	0-0	1-1
09-10	1-0	0-1	0-0	1-1
10-11	0-1	0-1	0-0	0-2
11-12	0-0	0-1	0-0	0-1
12-13	1-0	0-1	0-0	1-1
13-14	1-0	0-1	0-0	1-1

TOTALS 136-183
ATL TOTALS 29-30 16-44 0-0 45-74

*** 1950-51 signifies Tri-Cities Blackhawks years.
** 1951-55 signifies Milwaukee Hawks years.
* 1955-68 signifies St. Louis Hawks years.

MEMPHIS GRIZZLIES

191 Beale St.
Memphis, TN 38103
(901) 205-1234

SCHEDULE (All Times Eastern)

MEMPHIS Wed., Jan. 7 7:30
at Memphis Sun., Feb. 8 6:00



2013-14 RESULTS

Memphis, 2-0
(High Scorer, ATL/MEM)
Jan. 12 at Memphis (108-101, Grizzlies)
Millsap 21/Conley 21
Feb. 8 at Atlanta (79-76, Grizzlies)
Millsap 20/Randolph 20

SERIES FACTS

Current Streak: Memphis, two wins
Current Home Streak: Lost 1
Current Road Streak: Lost 1
Last Home Win: 2/6/13, 103-92
Last Road Win: 12/8/12, 93-83
Last Home Loss: 2/8/14, 79-76
Last Road Loss: 1/12/14, 108-101
Biggest Win: 25 (3/1/98), 101-76
Biggest Loss: 32 (3/16/03), 124-92

ATLANTA ALL-TIME RECORD vs. MEMPHIS

Season	Home	Road	Neutral	Total
95-96	1-0	1-0	0-0	2-0
96-97	1-0	1-0	0-0	2-0
97-98	1-0	1-0	0-0	2-0
98-99	1-0	0-0	0-0	1-0
99-00	1-0	0-1	0-0	1-1
00-01	1-0	0-1	0-0	1-1
01-02	1-0	1-0	0-0	2-0
02-03	1-0	0-1	0-0	1-1
03-04	0-1	0-1	0-0	0-2
04-05	0-1	0-1	0-0	0-2
05-06	0-1	0-1	0-0	0-2
06-07	1-0	1-0	0-0	2-0
07-08	1-0	1-0	0-0	2-0
08-09	1-0	0-1	0-0	1-1
09-10	1-0	1-0	0-0	2-0
10-11	1-0	1-0	0-0	2-0
11-12	0-1	0-0	0-0	0-1
12-13	1-0	1-0	0-0	2-0
13-14	0-1	0-1	0-0	0-2
TOTALS	14-5	9-8	0-0	23-13



MIAMI HEAT

601 Biscayne Blvd.
Miami, FL 33132
(786) 777-HEAT

SCHEDULE (All Times Eastern)

MIAMI	Fri., Nov. 14	7:30
at Miami	Wed., Dec. 3	7:30
at Miami	Sat., Feb. 28	7:30
MIAMI	Fri., Mar. 27	7:30



2012-13 RESULTS

Series tied, 2-2
(High Scorer, ATL/MIA)
Nov. 19 at Miami (104-88, Heat)
Scott 15/Bosh 19
Dec. 23 at Miami (121-119 OT, Heat)
Teague 26/James 38
Jan. 20 at Atlanta (121-114, Hawks)
Millsap 26/James 30
Apr. 12 at Atlanta (98-85, Hawks)
Teague 25/James 27

SERIES FACTS

Current Streak: Atlanta, two wins
Current Home Streak: Won 2
Current Road Streak: Lost 5
Last Home Win: 4/12/14, 98-85
Last Road Win: 1/2/12, 100-92
Last Home Loss: 2/20/13, 103-90
Last Road Loss: 12/23/13, 121-119, OT
Biggest Win: 33 (3/11/89), 111-78
Biggest Loss: 34 (1/1/03), 107-73

ATLANTA ALL-TIME RECORD vs. MIAMI

Season	Home	Road	Neutral	Total
88-89	1-0	0-1	0-0	1-1
89-90	2-0	2-0	0-0	4-0
90-91	2-0	2-0	0-0	4-0
91-92	2-0	0-2	0-0	2-2
92-93	2-0	1-1	0-0	3-1
93-94	2-0	1-1	0-0	3-1
94-95	1-1	1-1	0-0	2-2
95-96	1-1	1-1	0-0	2-2
96-97	1-0	0-2	0-0	1-2
97-98	1-1	0-2	0-0	1-3
98-99	0-1	0-2	0-0	0-3
99-00	2-0	0-2	0-0	2-2
00-01	0-2	0-1	0-0	0-3
01-02	2-0	1-1	0-0	3-1
02-03	1-1	0-2	0-0	1-3
03-04	1-1	0-2	0-0	1-3
04-05	0-2	0-2	0-0	0-4
05-06	1-1	0-2	0-0	1-3
06-07	0-2	0-2	0-0	0-4
07-08	2-0	1-1	0-0	3-1
08-09	2-0	1-1	0-0	3-1
09-10	1-1	0-2	0-0	1-3
10-11	0-2	1-1	0-0	1-3
11-12	0-2	1-1	0-0	1-3
12-13	0-2	0-2	0-0	0-4
13-14	2-0	0-2	0-0	2-2
TOTALS	29-20	13-37	0-0	42-57

MILWAUKEE BUCKS

1001 N. Fourth St.
Milwaukee, WI 53203
(414) 277-0500

SCHEDULE (All Times Eastern)

MILWAUKEE	Fri., Dec. 26	7:30
at Milwaukee	Sat., Dec. 27	8:30
at Milwaukee	Sun., Feb. 22	3:30
MILWAUKEE	Mon., Mar. 30	7:30



2013-14 RESULTS

Atlanta, 3-0
(High Scorer, ATL/MIL)
Jan. 25 at Milwaukee (112-87, Hawks)
Millsap 20/Knight 27
Mar. 13 at Atlanta (102-97, Hawks)
Teague 22/Ilyasova 22
Apr. 16 at Milwaukee (111-103, Hawks)
Scott 17/Knight 31

SERIES FACTS

Current Streak: Atlanta, seven wins
Current Home Streak: Won 5
Current Road Streak: Won 4
Last Home Win: 3/13/14, 102-97
Last Road Win: 4/16/14, 111-103
Last Home Loss: 11/10/10, 108-92
Last Road Loss: 3/27/12, 108-101
Biggest Win: 39 (1/15/87), 130-91
Biggest Loss: 36 (2/14/71), 124-88

ATLANTA ALL-TIME RECORD vs. MILWAUKEE

Season	Home	Road	Neutral	Total
68-69	3-0	1-1	0-1	4-2
69-70	1-2	2-0	0-1	3-3
70-71	0-3	1-1	0-0	1-4
71-72	1-1	1-2	0-0	2-3
72-73	1-1	0-2	0-0	1-3
73-74	0-2	0-1	1-0	1-3
74-75	1-1	1-1	0-0	2-2
75-76	1-1	1-1	0-0	2-2
76-77	2-0	0-2	0-0	2-2
77-78	1-1	1-1	0-0	2-2
78-79	2-0	1-0	0-0	3-0
79-80	1-0	0-1	0-0	1-1
80-81	1-2	0-3	0-0	1-5
81-82	2-1	1-2	0-0	3-3
82-83	1-2	0-2	0-0	1-4
83-84	2-1	1-2	0-0	3-3
84-85	1-2	1-2	0-0	2-4
85-86	3-0	0-3	0-0	3-3
86-87	3-0	0-3	0-0	3-3
87-88	2-1	1-2	0-0	3-3
88-89	3-0	3-0	0-0	6-0
89-90	3-0	0-2	0-0	2-2
90-91	1-1	1-2	0-0	2-3
TOTALS	66-35	36-62	1-2	103-99



MINNESOTA TIMBERWOLVES

600 First Ave. North
Minneapolis, MN 55403
(612) 673-1600

SCHEDULE (All Times Eastern)

MINNESOTA Sun., Jan. 25 6:00
at Minnesota Mon., Feb. 9 8:00



2013-14 RESULTS

Series tied, 1-1
(High Scorer, ATL/MIN)
Feb. 1 at Atlanta (120-113, Hawks)
Korver 24/Love 43
Mar. 26 at Minnesota (107-83, Timberwolves)
Scott 15/Two w/18

SERIES FACTS

Current Streak: Minnesota, one win
Current Home Streak: Won 11
Current Road Streak: Lost 2
Last Home Win: 2/1/14, 120-113
Last Road Win: 11/5/10, 113-103
Last Home Loss: 11/20/02, 103-93
Last Road Loss: 3/26/14, 107-83
Biggest Win: 25 (12/22/09), 112-87
Biggest Loss: 24 (3/26/14), 107-83

ATLANTA ALL-TIME RECORD vs. MINNESOTA

Season	Home	Road	Neutral	Total
89-90	1-0	0-1	0-0	1-1
90-91	1-0	0-1	0-0	1-1
91-92	1-0	1-0	0-0	2-0
92-93	1-0	1-0	0-0	2-0
93-94	1-0	1-0	0-0	2-0
94-95	1-0	1-0	0-0	2-0
95-96	0-1	1-0	0-0	1-1
96-97	1-0	1-0	0-0	2-0
97-98	0-1	0-1	0-0	0-2
99-00	1-0	0-1	0-0	1-1
00-01	0-1	0-1	0-0	0-2
01-02	0-1	0-1	0-0	0-2
02-03	0-1	0-1	0-0	0-2
03-04	1-0	0-1	0-0	1-1
04-05	1-0	0-1	0-0	1-1
05-06	1-0	0-1	0-0	1-1
06-07	1-0	1-0	0-0	2-0
07-08	1-0	1-0	0-0	2-0
08-09	1-0	1-0	0-0	2-0
09-10	1-0	1-0	0-0	2-0
10-11	1-0	1-0	0-0	2-0
11-12	1-0	0-0	0-0	1-0
12-13	1-0	0-1	0-0	1-1
13-14	1-0	0-1	0-0	1-1
TOTALS	19-5	11-12	0-0	30-17

NEW ORLEANS PELICANS

1250 Poydras, 19th Floor
New Orleans, LA 70113
(504) 593-4700

SCHEDULE (All Times Eastern)

NEW ORLEANS Fri., Nov. 28 7:30
at New Orleans Mon., Feb. 2 8:00



2013-14 RESULTS

New Orleans, 2-0
(High Scorer, ATL/NO)
Feb. 5 at New Orleans (105-100, Pelicans)
Millsap 26/Davis 27
Mar. 21 at Atlanta (111-105, Pelicans)
Teague 26/Davis 34

SERIES FACTS

Current Streak: New Orleans, three wins
Current Home Streak: Lost 3
Current Road Streak: Lost 1
Last Home Win: 11/14/09, 121-98
Last Road Win: 1/1/13, 95-86
Last Home Loss: 3/21/14, 111-105
Last Road Loss: 2/5/14, 105-100
Biggest Win: 23 (11/14/09), 121-98
Biggest Loss: 41 (1/21/11), 100-59

ATLANTA ALL-TIME RECORD vs. NEW ORLEANS

Season	Home	Road	Neutral	Total
02-03	2-0	0-2	0-0	2-2
03-04	2-0	0-2	0-0	2-2
04-05	0-1	1-0	0-0	1-1
05-06	1-0	0-1	0-0	1-1
06-07	0-1	0-1	0-0	0-2
07-08	0-1	0-1	0-0	0-2
08-09	1-0	1-0	0-0	2-0
09-10	1-0	0-1	0-0	1-1
10-11	0-1	0-1	0-0	0-2
11-12	0-0	1-0	0-0	1-0
12-13	0-1	1-0	0-0	1-1
13-14	0-1	0-1	0-0	0-2
TOTALS	7-6	4-10	0-0	11-16



NEW YORK KNICKERBOCKERS

Two Pennsylvania Plaza
New York, NY 10121
(212) 465-6471

SCHEDULE (All Times Eastern)

NEW YORK Sat., Nov. 8 7:30
at New York Mon., Nov. 10 7:30
NEW YORK Mon., Apr. 13 7:30



OKLAHOMA CITY THUNDER

211 N. Robinson, Suite 300
Oklahoma City, OK 73102
(405) 208-4800

SCHEDULE (All Times Eastern)

OK. CITY Fri., Jan. 23 7:30
at Ok. City Fri., Mar. 20 8:00



2013-14 RESULTS

Series tied, 2-2
(High Scorer, ATL/NY)
Nov. 13 at Atlanta (95-91, Knicks)
Teague 25/Anthony 25
Nov. 16 at New York (110-90, Hawks)
Teague 16/Anthony 23
Dec. 14 at New York (111-106, Knicks)
Williams 27/Anthony 35
Feb. 22 at Atlanta (107-98, Hawks)
Scott 30/Anthony 35

SERIES FACTS

Current Streak: Atlanta, one win
Current Home Streak: Won 1
Current Road Streak: Lost 1
Last Home Win: 2/22/14, 107-98
Last Road Win: 11/16/13, 110-90
Last Home Loss: 11/13/14, 95-91
Last Road Loss: 12/14/13, 111-106
Biggest Win: 37 (4/3/87), 126-89
Biggest Loss: 36 (1/3/81), 131-95
36 (4/13/01), 101-65

2013-14 RESULTS

Thunder, 2-0
(High Scorer, ATL/OKC)
Dec. 10 at Atlanta (101-92, Thunder)
Millsap 23/Durant 30
Jan. 27 at Oklahoma City (111-109, Thunder)
Millsap 23/Durant 41

SERIES FACTS

Current Streak: Oklahoma City, three wins
Current Home Streak: Lost 2
Current Road Streak: Lost 1
Last Home Win: 3/3/12, 97-90
Last Road Win: 11/4/12, 104-95
Last Home Loss: 12/10/13, 101-92
Last Road Loss: 1/27/14, 111-109
Biggest Win: 38 (3/15/72), 134-96
Biggest Loss: 24 (4/3/93), 129-105

ATLANTA ALL-TIME RECORD vs. NEW YORK

Season	Home	Road	Neutral	Total
49-51***				3-5
51-55**				9-20
55-68*	38-13	24-23	12-6	74-42
68-69	2-1	0-3	0-0	2-4
69-70	2-1	2-1	0-0	4-2
70-71	1-2	2-1	0-0	3-3
71-72	2-0	1-1	0-0	3-1
72-73	2-1	1-2	0-0	3-3
73-74	1-2	0-3	0-0	1-5
74-75	0-2	0-2	0-0	0-4
75-76	2-0	1-2	0-0	3-2
76-77	1-1	0-2	0-0	1-3
77-78	1-1	1-1	0-0	2-2
78-79	2-0	0-2	0-0	2-2
79-80	3-0	1-2	0-0	4-2
80-81	1-2	1-2	0-0	2-4
81-82	3-0	2-1	0-0	5-1
82-83	1-1	2-1	0-0	3-2
83-84	3-0	1-1	0-0	4-1
84-85	2-1	1-2	0-0	3-3
85-86	3-0	2-1	0-0	5-1
86-87	3-0	2-1	0-0	5-1
87-88	2-1	1-2	0-0	3-3
88-89	1-1	1-1	0-0	2-2
89-90	0-2	1-1	0-0	1-3

Season	Home	Road	Neutral	Total
90-91	2-0	1-1	0-0	3-1
91-92	1-1	1-1	0-0	2-2
92-93	1-1	1-1	0-0	2-2
93-94	1-1	1-1	0-0	2-2
94-95	2-0	0-2	0-0	2-2
95-96	0-1	2-0	0-0	2-1
96-97	1-1	0-2	0-0	1-3
97-98	1-1	1-1	0-0	2-2
98-99	1-1	1-0	0-0	2-1
99-00	2-0	0-1	0-0	2-1
00-01	2-0	0-2	0-0	2-2
01-02	1-1	0-2	0-0	1-3
02-03	1-1	0-2	0-0	1-3
03-04	0-1	0-2	0-0	0-3
04-05	0-2	1-1	0-0	1-3
05-06	2-0	0-2	0-0	2-2
06-07	1-1	0-1	0-0	1-2
07-08	2-0	2-0	0-0	4-0
08-09	1-0	0-2	0-0	1-2
09-10	1-1	0-2	0-0	1-3
10-11	1-1	1-1	0-0	2-2
11-12	1-1	0-1	0-0	1-2
12-13	0-1	0-2	0-0	0-3
13-14	1-1	1-1	0-0	2-2
TOTALS	102-50	60-89	12-6	186-170
ATL TOTALS	63-36	36-64	0-0	99-100

***1949-51 signifies Tri-Cities Blackhawks years.
**1951-55 signifies Milwaukee Hawks years.
*1955-68 signifies St. Louis Hawks years.

ATLANTA ALL-TIME RECORD vs. OKLAHOMA CITY

Season	Home	Road	Neutral	Total
67-68*	4-0	3-0	1-0	8-0
68-69	2-1	2-1	0-0	4-2
69-70	4-0	1-2	0-0	5-2
70-71	1-1	2-1	0-0	3-2
71-72	1-2	0-2	0-0	1-4
72-73	2-0	1-1	0-0	3-1
73-74	2-0	2-0	0-0	4-0
74-75	2-0	1-1	0-0	3-1
75-76	1-1	0-2	0-0	1-3
76-77	0-1	1-1	0-0	1-2
77-78	2-0	0-1	0-0	2-1
78-79	1-1	0-2	0-0	1-3
79-80	0-1	0-1	0-0	0-2
80-81	1-0	0-1	0-0	1-1
81-82	0-1	1-0	0-0	1-1
82-83	1-0	0-1	0-0	1-1
83-84	1-0	0-1	0-0	1-1
84-85	1-0	0-1	0-0	1-1
85-86	1-0	0-1	0-0	1-1
86-87	1-0	1-0	0-0	2-0
87-88	1-0	1-0	0-0	2-0
88-89	1-0	0-1	0-0	1-1
89-90	1-0	0-1	0-0	1-1

Season	Home	Road	Neutral	Total
90-91	1-0	0-1	0-0	1-1
91-92	0-1	1-0	0-0	1-1
92-93	1-0	0-1	0-0	1-1
93-94	1-0	0-1	0-0	1-1
94-95	0-1	0-1	0-0	0-2
95-96	0-1	0-1	0-0	0-2
96-97	0-1	1-0	0-0	1-1
97-98	1-0	0-1	0-0	1-1
99-00	0-1	1-0	0-0	1-1
00-01	0-1	1-0	0-0	1-1
01-02	0-1	0-1	0-0	0-2
02-03	1-0	0-1	0-0	1-1
03-04	0-1	1-0	0-0	1-1
04-05	0-1	0-1	0-0	0-2
05-06	0-1	0-1	0-0	0-2
06-07	0-1	0-1	0-0	0-2
07-08	0-1	1-0	0-0	1-1
08-09	1-0	1-0	0-0	2-0
09-10	0-1	0-1	0-0	0-2
10-11	0-1	0-1	0-0	0-2
11-12	1-0	0-0	0-0	1-0
12-13	0-1	1-0	0-0	1-1
13-14	0-1	0-1	0-0	0-2
TOTALS	38-25	24-36	1-0	63-61
ATL TOTALS	33-25	21-36	0-0	54-61

* 1967-68 signifies St. Louis Hawks years.



ORLANDO MAGIC

8701 Maitland Summit Blvd.
Orlando, FL 32810
(407) 916-2400

SCHEDULE (All Times Eastern)

ORLANDO	Fri., Dec. 12	7:30
at Orlando	Sat., Dec. 13	7:00
ORLANDO	Fri., Feb. 27	7:30
at Orlando	Wed., Mar. 25	7:00



2013-14 RESULTS

Series tied, 2-2

(High Scorer, ATL/ORL)

Nov. 9 at Atlanta (104-94, Hawks)

Millsap 18/Afflalo 21

Nov. 26 at Atlanta (109-92, Magic)

Two w/15/Afflalo 26

Dec. 29 at Orlando (109-102, Magic)

Teague 22/Afflalo 21

Jan. 22 at Orlando (112-109, Hawks)

Millsap 24/Oladipo 24

SERIES FACTS

Current Streak: Atlanta, one win

Current Home Streak: Lost 1

Current Road Streak: Won 1

Last Home Win: 11/9/13, 104-94

Last Road Win: 1/22/14, 112-109

Last Home Loss: 11/26/13, 109-92

Last Road Loss: 12/29/13, 109-102

Biggest Win: 39 (11/11/89), 148-109

Biggest Loss: 41 (12/19/92), 125-84

ATLANTA ALL-TIME RECORD vs. ORLANDO

Season	Home	Road	Neutral	Total
89-90	2-0	3-0	0-0	5-0
90-91	1-0	0-1	0-0	1-1
91-92	1-1	1-1	0-0	2-2
92-93	1-1	0-2	0-0	1-3
93-94	2-0	1-1	0-0	3-1
94-95	1-1	0-2	0-0	1-3
95-96	2-0	0-2	0-0	2-2
96-97	2-0	1-1	0-0	3-1
97-98	1-1	1-1	0-0	2-2
98-99	1-1	1-1	0-0	2-2
99-00	0-1	0-2	0-0	0-3
00-01	1-1	0-2	0-0	1-3
01-02	1-1	0-2	0-0	1-3
02-03	2-0	0-1	0-0	2-1
03-04	0-2	1-1	0-0	1-3
04-05	1-1	0-2	0-0	1-3
05-06	2-0	0-2	0-0	2-2
06-07	2-0	1-1	0-0	3-1
07-08	1-1	1-1	0-0	2-2
08-09	0-2	1-1	0-0	1-3
09-10	1-1	0-2	0-0	1-3
10-11	2-0	1-1	0-0	3-1
11-12	1-0	2-0	0-0	3-0
12-13	2-0	2-0	0-0	4-0
13-14	1-1	1-1	0-0	2-2
TOTALS	31-16	18-31	0-0	49-47

PHILADELPHIA 76ERS

3601 S. Broad St.
Philadelphia, PA 19148
(215) 339-7600

SCHEDULE (All Times Eastern)

PHILADELPHIA	Wed., Dec. 10	7:30
at Philadelphia	Tue., Jan. 13	7:00
PHILADELPHIA	Sat., Jan. 31	7:30
at Philadelphia	Sat., Mar. 7	7:30



2013-14 RESULTS

Atlanta, 3-0

(High Scorer, ATL/PHI)

Nov. 15 at Atlanta (113-103, Hawks)

Teague 33/Turner 27

Jan. 31 at Philadelphia (125-99, Hawks)

Two w/18/Young 29

Mar. 31 at Atlanta (103-95, Hawks)

Millsap 28/Young 23

SERIES FACTS

Current Streak: Atlanta, four wins

Current Home Streak: Won 2

Current Road Streak: Won 2

Last Home Win: 3/31/14, 103-95

Last Road Win: 1/31/14, 125-99

Last Home Loss: 4/5/13, 101-90

Last Road Loss: 12/21/12, 99-80

Biggest Win: 33 (10/22/74), 125-92

Biggest Loss: 47 (12/8/82), 132-85

ATLANTA ALL-TIME RECORD vs. PHILADELPHIA

Season	Home	Road	Neutral	Total
55-68*	34-15	12-30	11-15	57-60
68-69	1-2	0-3	0-0	1-5
69-70	2-1	1-2	0-0	3-3
70-71	3-0	1-2	0-0	4-2
71-72	2-1	1-1	0-1	3-3
72-73	3-0	2-0	1-0	6-0
73-74	2-1	1-1	0-1	3-3
74-75	2-0	0-2	0-0	2-2
75-76	2-1	0-2	0-0	2-3
76-77	1-1	0-2	0-0	1-3
77-78	1-1	1-1	0-0	2-2
78-79	2-0	0-2	0-0	2-2
79-80	2-1	2-1	0-0	4-2
80-81	1-2	0-3	0-0	1-5
81-82	1-2	2-1	0-0	3-3
82-83	2-1	0-3	0-0	2-4
83-84	3-0	2-1	0-0	5-1
84-85	0-2	0-3	0-0	0-5
85-86	3-0	1-1	0-0	4-1
86-87	2-1	1-2	0-0	3-3
87-88	3-0	3-0	0-0	6-0
88-89	2-0	0-2	0-0	2-2
89-90	1-1	1-1	0-0	2-2
90-91	0-2	0-2	0-0	0-4
TOTALS	99-52	51-90	12-17	162-159
ATL TOTALS	65-36	39-58	1-2	105-96

* 1955-68 signifies St. Louis Hawks years.



PHOENIX SUNS

201 E. Jefferson St.
Phoenix, AZ 85004
(602) 379-7900

SCHEDULE (All Times Eastern)

at Phoenix Fri., Mar. 13 10:00
PHOENIX Tue., Apr. 7 7:30



2013-14 RESULTS

Phoenix, 2-0
(High Scorer, ATL/PHO)
Mar. 2 at Phoenix (129-120, Suns)
Teague 29/Green 33
Mar. 24 at Atlanta (102-95, Suns)
Two w/19/Bledsoe 20

SERIES FACTS

Current Streak: Phoenix, two wins
Current Home Streak: Lost 1
Current Road Streak: Lost 2
Last Home Win: 3/15/13, 107-94
Last Road Win: 2/15/12, 101-99
Last Home Loss: 3/24/14, 102-95
Last Road Loss: 3/2/14, 129-120
Biggest Win: 41 (3/10/71), 139-98
Biggest Loss: 44 (3/30/00), 118-74

ATLANTA ALL-TIME RECORD vs. PHOENIX

Season	Home	Road	Neutral	Total
68-69	2-0	3-0	1-0	6-0
69-70	2-1	0-2	0-1	2-4
70-71	1-2	0-2	0-0	1-4
71-72	2-0	1-2	0-0	3-2
72-73	1-0	1-1	0-0	2-1
73-74	1-1	0-2	0-0	1-3
74-75	2-0	2-0	0-0	4-0
75-76	0-2	0-2	0-0	0-4
76-77	0-2	0-2	0-0	0-4
77-78	1-0	1-1	1-0	3-1
78-79	1-0	1-1	1-0	3-1
79-80	1-0	0-1	0-0	1-1
80-81	0-1	0-1	0-0	0-2
81-82	1-0	0-1	0-0	1-1
82-83	1-0	0-1	0-0	1-1
83-84	1-0	0-1	0-0	1-1
84-85	1-0	1-0	0-0	2-0
85-86	1-0	1-0	0-0	2-0
86-87	1-0	0-1	0-0	1-1
87-88	1-0	0-1	0-0	1-1
88-89	0-1	1-0	0-0	1-1
89-90	0-1	0-1	0-0	0-2
90-91	0-1	0-1	0-0	0-2

Season	Home	Road	Neutral	Total
91-92	1-0	1-0	0-0	2-0
92-93	0-1	0-1	0-0	0-2
93-94	1-0	0-1	0-0	1-1
94-95	1-0	0-1	0-0	1-1
95-96	0-1	0-1	0-0	0-2
96-97	1-0	0-1	0-0	1-1
97-98	0-1	0-1	0-0	0-2
98-99	1-0	0-0	0-0	1-0
99-00	0-1	0-1	0-0	0-2
00-01	0-1	0-1	0-0	0-2
01-02	1-0	0-1	0-0	1-1
02-03	0-1	0-1	0-0	0-2
03-04	0-1	1-0	0-0	1-1
04-05	0-1	0-1	0-0	0-2
05-06	0-1	0-1	0-0	0-2
06-07	0-1	1-0	0-0	1-1
07-08	1-0	0-1	0-0	1-1
08-09	0-1	0-1	0-0	0-2
09-10	1-0	0-1	0-0	1-1
10-11	0-1	0-1	0-0	0-2
11-12	0-1	1-0	0-0	1-1
12-13	1-0	0-1	0-0	1-1
13-14	0-1	0-1	0-0	0-2

TOTALS 30-26 16-42 3-1 49-69

PORTLAND TRAIL BLAZERS

One Center Court, Suite 200
Portland, OR 97227
(503) 234-9291

SCHEDULE (All Times Eastern)

at Portland Sat., Jan. 3 10:00
PORTLAND Fri., Jan. 30 7:30



2013-14 RESULTS

Portland, 2-0
(High Scorer, ATL/POR)
Mar. 5 at Portland (102-78, Trail Blazers)
Martin 16/Williams 15
Mar. 27 at Atlanta (100-85, Trail Blazers)
Teague 22/Alldridge 25

SERIES FACTS

Current Streak: Portland, three wins
Current Home Streak: Lost 2
Current Road Streak: Lost 1
Last Home Win: 1/18/12, 92-89
Last Road Win: 11/12/12, 95-87
Last Home Loss: 3/27/14, 100-85
Last Road Loss: 3/5/14, 102-78
Biggest Win: 27 (1/17/74), 126-99
Biggest Loss: 40 (11/11/77), 132-92

ATLANTA ALL-TIME RECORD vs. PORTLAND

Season	Home	Road	Neutral	Total
70-71	2-0	0-2	0-0	2-2
71-72	2-0	2-0	0-0	4-0
72-73	2-0	2-0	0-0	4-0
73-74	2-0	0-2	0-0	2-2
74-75	0-2	1-1	0-0	1-3
75-76	1-1	1-1	0-0	2-2
76-77	2-0	1-1	0-0	3-1
77-78	1-1	0-2	0-0	1-3
78-79	2-0	0-2	0-0	2-2
79-80	1-0	1-0	0-0	2-0
80-81	1-0	0-0	0-1	1-1
81-82	1-0	1-0	0-0	2-0
82-83	1-0	0-1	0-0	1-1
83-84	0-1	0-1	0-0	0-2
85-86	1-0	1-0	0-0	2-0
86-87	1-0	0-1	0-0	1-1
87-88	0-1	0-1	0-0	0-2
88-89	1-0	0-1	0-0	1-1
89-90	1-0	0-1	0-0	1-1
90-91	1-0	0-1	0-0	1-1
91-92	0-1	0-1	0-0	0-2

Season	Home	Road	Neutral	Total
92-93	1-0	0-1	0-0	1-1
93-94	1-0	0-1	0-0	1-1
94-95	0-1	1-0	0-0	1-1
95-96	1-0	1-0	0-0	2-0
96-97	1-0	1-0	0-0	2-0
97-98	0-1	1-0	0-0	1-1
99-00	0-1	0-1	0-0	0-2
00-01	1-0	0-1	0-0	1-1
01-02	1-0	0-1	0-0	1-1
02-03	0-1	0-1	0-0	0-2
03-04	0-1	0-1	0-0	0-2
04-05	0-1	0-1	0-0	0-2
05-06	0-1	0-1	0-0	0-2
06-07	0-1	1-0	0-0	1-1
07-08	0-1	0-1	0-0	0-2
08-09	1-0	0-1	0-0	1-1
09-10	1-0	1-0	0-0	2-0
10-11	1-0	1-0	0-0	2-0
11-12	1-0	0-1	0-0	1-1
12-13	0-1	1-0	0-0	1-1
13-14	0-1	0-1	0-0	0-2

TOTALS 33-18 18-34 0-1 51-53



SACRAMENTO KINGS

One Sports Parkway
Sacramento, CA 95834
(916) 455-4647

SCHEDULE (All Times Eastern)

SACRAMENTO Mon., Mar. 9 7:30
at Sacramento Mon., Mar. 16 10:00



2013-14 RESULTS

Atlanta, 2-0
(High Scorer, ATL/SAC)
Nov. 5 at Sacramento (105-100, Hawks)
Horford 27/Thomas 26
Dec. 18 at Atlanta (124-107, Hawks)
Korver 28/Cousins 28

SERIES FACTS

Current Streak: Atlanta, 12 wins
Current Home Streak: Won 7
Current Road Streak: Won 6
Last Home Win: 12/18/13, 124-107
Last Road Win: 11/5/13, 105-100
Last Home Loss: 3/3/06, 102-93
Last Road Loss: 2/20/08, 119-107
Biggest Win: 23 (1/16/94), 118-95
23 (3/19/07), 99-76
Biggest Loss: 29 (12/5/69), 156-127

ATLANTA ALL-TIME RECORD vs. SACRAMENTO

Season	Home	Road	Neutral	Total
49-55**				14-37
55-68*	46-11	22-37	8-14	76-62
68-69	2-1	1-1	1-0	4-2
69-70	1-1	0-1	2-1	3-3
70-71	2-1	0-3	0-0	2-4
71-72	2-1	1-2	0-0	3-3
72-73	2-0	0-2	0-0	2-2
73-74	0-2	1-1	0-0	1-3
74-75	1-1	1-1	0-0	2-2
75-76	2-0	0-2	0-0	2-2
76-77	0-2	1-0	0-0	1-2
77-78	1-0	1-1	0-0	2-1
78-79	2-0	0-2	0-0	2-2
79-80	0-1	0-1	0-0	0-2
80-81	1-0	0-1	0-0	1-1
81-82	1-0	0-1	0-0	1-1
82-83	0-1	0-1	0-0	0-2
83-84	0-1	0-1	0-0	0-2
84-85	0-1	0-1	0-0	0-2
85-86	1-0	1-0	0-0	2-0
86-87	1-0	1-0	0-0	2-0
87-88	0-1	1-0	0-0	1-1
88-89	1-0	1-0	0-0	2-0
89-90	1-0	0-1	0-0	1-1

Season	Home	Road	Neutral	Total
90-91	1-0	1-0	0-0	2-0
91-92	1-0	0-1	0-0	1-1
92-93	1-0	0-1	0-0	1-1
93-94	1-0	1-0	0-0	2-0
94-95	1-0	0-1	0-0	1-1
95-96	1-0	1-0	0-0	2-0
96-97	1-0	1-0	0-0	2-0
97-98	1-0	1-0	0-0	2-0
99-00	1-0	1-0	0-0	2-0
00-01	1-0	0-1	0-0	1-1
01-02	0-1	0-1	0-0	0-2
02-03	1-0	0-1	0-0	1-1
03-04	0-1	0-1	0-0	0-2
04-05	0-1	0-1	0-0	0-2
05-06	0-1	0-1	0-0	0-2
06-07	1-0	0-1	0-0	1-1
07-08	1-0	0-1	0-0	1-1
08-09	1-0	1-0	0-0	2-0
09-10	1-0	1-0	0-0	2-0
10-11	1-0	1-0	0-0	2-0
11-12	0-0	1-0	0-0	1-0
12-13	1-0	1-0	0-0	2-0
13-14	1-0	1-0	0-0	2-0

TOTALS 85-29 44-71 11-15 154-152
ATL TOTALS 39-18 22-34 3-1 64-53

** 1949-55 signifies Tri-Cities (49-51)
and Milwaukee (51-55) years.
* 1955-68 signifies St. Louis Hawks years.

SAN ANTONIO SPURS

AT&T Center
One AT&T Center
San Antonio, TX 78219
(210) 444-5000

SCHEDULE (All Times Eastern)

at San Antonio Wed., Nov. 5 8:30
SAN ANTONIO Sun., Mar. 22 3:00



2013-14 RESULTS

San Antonio, 2-0
(High Scorer, ATL/SA)
Dec. 2 at San Antonio (102-100, Spurs)
Teague 19/Duncan 23
Jan. 24 at Atlanta (105-79, Spurs)
Millsap 15/Diaw 21

SERIES FACTS

Current Streak: San Antonio, seven wins
Current Home Streak: Lost 3
Current Road Streak: Lost 16
Last Home Win: 3/21/10, 119-114, OT
Last Road Win: 2/15/97, 109-89
Last Home Loss: 1/24/14, 105-79
Last Road Loss: 12/2/13, 102-100
Biggest Win: 24 (11/28/87), 124-100
Biggest Loss: 39 (11/21/03), 114-75

ATLANTA ALL-TIME RECORD vs. SAN ANTONIO

Season	Home	Road	Neutral	Total
76-77	2-0	2-0	0-0	4-0
77-78	1-1	0-2	0-0	1-3
78-79	2-0	1-1	0-0	3-1
79-80	2-1	3-0	0-0	5-1
80-81	1-0	0-1	0-0	1-1
81-82	0-1	1-0	0-0	1-1
82-83	0-1	0-1	0-0	0-2
83-84	1-0	0-1	0-0	1-1
84-85	0-1	0-1	0-0	0-2
85-86	1-0	0-1	0-0	1-1
86-87	1-0	1-0	0-0	2-0
87-88	1-0	1-0	0-0	2-0
88-89	1-0	0-1	0-0	1-1
89-90	1-0	0-1	0-0	1-1
90-91	1-0	1-0	0-0	2-0
91-92	0-1	0-1	0-0	0-2
92-93	1-0	1-0	0-0	2-0
93-94	1-0	0-1	0-0	1-1
94-95	1-0	0-1	0-0	1-1
95-96	0-1	0-1	0-0	0-2
96-97	1-0	1-0	0-0	2-0
97-98	1-0	0-1	0-0	1-1
99-00	0-1	0-1	0-0	0-2
00-01	0-1	0-1	0-0	0-2
01-02	0-1	0-1	0-0	0-2
02-03	1-0	0-1	0-0	1-1
03-04	1-0	0-1	0-0	1-1
04-05	0-1	0-1	0-0	0-2
05-06	1-0	0-1	0-0	1-1
06-07	0-1	0-1	0-0	0-2
07-08	0-1	0-1	0-0	0-2
08-09	0-1	0-1	0-0	0-2
09-10	1-0	0-1	0-0	1-1
10-11	0-1	0-1	0-0	0-2
11-12	0-0	0-1	0-0	0-1
12-13	0-1	0-1	0-0	0-2
13-14	0-1	0-1	0-0	0-2

TOTALS 24-17 12-30 0-0 36-47



TORONTO RAPTORS

Air Canada Centre
40 Bay Street, Suite 400
Toronto, Ontario M5J 2X2
(416) 815-5600

SCHEDULE (All Times Eastern)

at Toronto	Wed., Oct. 29	7:30
TORONTO	Wed., Nov. 26	7:30
at Toronto	Fri., Jan. 16	7:30
TORONTO	Fri., Feb. 20	7:30



2013-14 RESULTS

Series tied, 2-2
(High Scorer, ATL/TOR)
Nov. 1 at Atlanta (102-95, Hawks)
Horford 22/DeRozan 31
Feb. 12 at Toronto (104-83, Raptors)
Ayon 18/DeRozan 31
Mar. 18 at Atlanta (118-113, OT, Hawks)
Teague 34/DeRozan 29
Mar. 23 at Toronto (96-86, Raptors)
Two w/17/Lowry 25

SERIES FACTS

Current Streak: Toronto, one win
Current Home Streak: Won 1
Current Road Streak: Lost 2
Last Home Win: 3/18/13, 118-113, OT
Last Road Win: 3/27/13, 107-88
Last Home Loss: 4/16/13, 113-96
Last Road Loss: 3/23/14, 96-86
Biggest Win: 31 (12/2/09), 146-115
Biggest Loss: 39 (4/12/02), 112-73

ATLANTA ALL-TIME RECORD vs. TORONTO

Season	Home	Road	Neutral	Total
95-96	2-0	2-0	0-0	4-0
96-97	2-0	2-0	0-0	4-0
97-98	2-0	2-0	0-0	4-0
98-99	1-1	1-0	0-0	2-1
99-00	1-1	1-1	0-0	2-2
00-01	1-1	1-1	0-0	2-2
01-02	0-2	0-2	0-0	0-4
02-03	1-1	0-2	0-0	1-3
03-04	1-1	0-2	0-0	1-3
04-05	0-1	1-1	0-0	1-2
05-06	0-2	1-1	0-0	1-3
06-07	1-1	1-1	0-0	2-2
07-08	1-1	0-1	0-0	1-2
08-09	2-0	1-1	0-0	3-1
09-10	2-0	1-1	0-0	3-1
10-11	1-0	2-0	0-0	3-0
11-12	1-1	2-0	0-0	3-1
12-13	1-1	1-0	0-0	2-1
13-14	2-0	0-2	0-0	2-2
TOTALS	22-14	19-16	0-0	41-30

UTAH JAZZ

301 West South Temple
Salt Lake City, UT 84101
(801) 325-2500

SCHEDULE (All Times Eastern)

UTAH	Wed., Nov. 12	7:30
at Utah	Fri., Jan. 2	9:00



2013-14 RESULTS

Atlanta, 2-0
(High Scorer, ATL/UT)
Dec. 20 at Atlanta (118-85, Hawks)
Williams 25/Two w/13
Mar. 10 at Utah (112-110, Hawks)
Korver 26/Burke 23

SERIES FACTS

Current Streak: Atlanta, six wins
Current Home Streak: Won 3
Current Road Streak: Won 4
Last Home Win: 12/20/13, 118-85
Last Road Win: 3/10/14, 112-110
Last Home Loss: 11/12/10, 90-86
Last Road Loss: 2/23/09, 108-89
Biggest Win: 34 (12/2/78), 128-94
Biggest Loss: 29 (11/13/76), 115-86

ATLANTA ALL-TIME RECORD vs. UTAH

Season	Home	Road	Neutral	Total
74-75	3-1	0-4	0-0	3-5
75-76	1-2	1-2	0-0	2-4
76-77	0-2	1-1	0-0	1-3
77-78	1-0	0-1	1-1	2-2
78-79	2-0	0-2	0-0	2-2
79-80	1-0	1-0	0-0	2-0
80-81	1-0	1-0	0-0	2-0
81-82	1-0	1-0	0-0	2-0
82-83	1-0	1-0	0-0	2-0
83-84	1-0	0-1	0-0	1-1
84-85	0-0	1-0	1-0	1-1
85-86	0-1	0-1	0-0	0-2
86-87	1-0	1-0	0-0	2-0
87-88	1-0	0-1	0-0	1-1
88-89	0-1	1-0	0-0	1-1
89-90	1-0	0-1	0-0	1-1
90-91	1-0	0-1	0-0	1-1
91-92	1-0	0-1	0-0	1-1
92-93	1-0	1-0	0-0	2-0
93-94	1-0	0-1	0-0	1-1
94-95	0-1	0-1	0-0	0-2
95-96	1-0	0-1	0-0	1-1
96-97	1-0	0-1	0-0	1-1
97-98	0-1	0-1	0-0	0-2
99-00	0-1	0-1	0-0	0-2
00-01	0-1	0-1	0-0	0-2
01-02	1-0	0-1	0-0	1-1
02-03	1-0	0-1	0-0	1-1
03-04	0-1	0-1	0-0	0-2
04-05	0-1	0-1	0-0	0-2
05-06	0-1	0-1	0-0	0-2
06-07	0-1	0-1	0-0	0-2
07-08	1-0	0-1	0-0	1-1
08-09	1-0	0-1	0-0	1-1
09-10	1-0	1-0	0-0	2-0
10-11	0-1	1-0	0-0	1-1
11-12	1-0	0-0	0-0	1-0
12-13	1-0	1-0	0-0	2-0
13-14	1-0	1-0	0-0	2-0
TOTALS	29-16	14-31	2-1	45-48



WASHINGTON WIZARDS

601 F Street, NW
Washington, DC 20004
(202) 661-5000

SCHEDULE (All Times Eastern)

at Washington	Tue., Nov. 25	7:00
WASHINGTON	Sun., Jan. 11	3:00
WASHINGTON	Wed., Feb. 4	7:30
at Washington	Sun., Apr. 12	6:00



2013-14 RESULTS

Washington, 3-1
(High Scorer, ATL/WAS)
Nov. 30 at Washington (108-101, Wizards)
Millsap 23/Wall 26
Dec. 13 at Atlanta (101-99, OT, Hawks)
Horford 34/Booker 24
Feb. 19 at Atlanta (114-97, Wizards)
Millsap 21/Wall 21
Mar. 29 at Washington (101-97, Wizards)
Teague 19/Wall 25

SERIES FACTS

Current Streak: Washington, two wins
Current Home Streak: Lost 1
Current Road Streak: Lost 3
Last Home Win: 12/13/13, 101-99, OT
Last Road Win: 12/18/12, 100-95, OT
Last Home Loss: 2/19/14, 114-97
Last Road Loss: 3/29/14, 101-97
Biggest Win: 29 (12/18/71), 123-94
29 (11/29/96), 110-81
Biggest Loss: 32 (4/9/11), 115-83

ATLANTA ALL-TIME RECORD vs. WASHINGTON

Season	Home	Road	Neutral	Total
61-68*	22-4	10-19	6-5	38-28
68-69	1-2	1-2	0-0	2-4
69-70	1-2	1-2	0-0	2-4
70-71	1-2	2-1	0-0	3-3
71-72	2-1	0-3	0-0	2-4
72-73	3-1	0-3	0-0	3-4
73-74	3-1	1-3	0-0	4-4
74-75	3-1	0-4	0-0	3-5
75-76	1-2	0-3	0-0	1-5
76-77	1-1	0-2	0-0	1-3
77-78	0-1	0-2	1-0	1-3
78-79	1-1	1-1	0-0	2-2
79-80	3-0	0-3	0-0	3-3
80-81	1-2	0-2	0-0	1-4
81-82	2-1	0-3	0-0	2-4
82-83	3-0	1-2	0-0	4-2
83-84	2-1	2-1	0-0	4-2
84-85	3-0	0-3	0-0	3-3
85-86	1-1	0-3	0-0	1-4
86-87	3-0	2-0	0-0	5-0
87-88	2-1	1-2	0-0	3-3
88-89	2-0	1-1	0-0	3-1
89-90	0-2	2-0	0-0	2-2
90-91	2-0	0-2	0-0	2-2

Season	Home	Road	Neutral	Total
91-92	1-1	1-1	0-0	2-2
92-93	1-1	1-1	0-0	2-2
93-94	2-0	2-0	0-0	4-0
94-95	2-0	2-0	0-0	4-0
95-96	1-1	0-2	0-0	1-3
96-97	2-0	0-1	0-0	2-1
97-98	2-0	2-0	0-0	4-0
98-99	1-1	1-0	0-0	2-1
99-00	1-1	0-2	0-0	1-3
00-01	1-1	1-1	0-0	2-2
01-02	0-1	0-2	0-0	0-3
02-03	1-1	1-1	0-0	2-2
03-04	1-1	1-1	0-0	2-2
04-05	0-2	0-2	0-0	0-4
05-06	1-1	0-2	0-0	1-3
06-07	1-1	0-2	0-0	1-3
07-08	0-2	2-0	0-0	2-2
08-09	2-0	2-0	0-0	4-0
09-10	2-0	2-0	0-0	4-0
10-11	2-0	1-1	0-0	3-1
11-12	2-0	1-0	0-0	3-0
12-13	2-0	1-1	0-0	3-1
13-14	1-1	0-2	0-0	1-3

TOTALS	92-43	46-89	7-5	145-137
ATL TOTALS	68-39	35-70	1-0	104-109

* 1961-68 signifies St. Louis Hawks years

ATLANTA HAWKS ALL - TIME RECORD

Team	Hawks Record W-L	Atlanta Record W-L
Boston Celtics	135-223	84-120
Brooklyn Nets (1)	91-69	91-69
Charlotte Bobcats (2)	55-42	55-42
Chicago Bulls	102-122	90-117
Cleveland Cavaliers	114-95	114-95
Dallas Mavericks	34-32	34-32
Denver Nuggets	42-37	42-37
Detroit Pistons (3)	171-162	91-120
Golden State Warriors (4)	141-139	57-62
Houston Rockets (5)	70-74	63-73
Indiana Pacers	94-79	94-79
L.A. Clippers (6)	73-39	73-39
L.A. Lakers (7)	136-183	45-74
Memphis Grizzlies (8)	23-13	23-13
Miami Heat	42-57	42-57
Milwaukee Bucks	103-99	103-99
Minnesota Timberwolves	30-17	30-17
New Orleans Hornets (9)	11-16	11-16
New York Knickerbockers	186-170	99-100
Oklahoma City Thunder (10)	63-61	55-61
Orlando Magic	49-47	49-47
Philadelphia 76ers (11)	162-159	105-99
Phoenix Suns	49-69	49-69
Portland Trail Blazers	51-53	51-53
Sacramento Kings (12)	154-152	64-53
San Antonio Spurs	36-47	36-47
Toronto Raptors	41-30	41-30
Utah Jazz (13)	45-48	45-48
Washington Wizards (14)	145-137	107-109

- 1 - New Jersey/Brooklyn Nets
- 2 - Charlotte Bobcats/Charlotte Hornets
- 3 - Ft. Wayne/Detroit Pistons
- 4 - Philadelphia/San Francisco/Golden State Warriors
- 5 - San Diego/Houston Rockets
- 6 - Buffalo Braves/San Diego/Los Angeles Clippers
- 7 - Minneapolis/Los Angeles Lakers
- 8 - Vancouver/Memphis Grizzlies
- 9 - New Orleans-Oklahoma City/New Orleans Hornets/New Orleans Pelicans
- 10 - Oklahoma City/Seattle SuperSonics/Oklahoma City Thunder
- 11 - Syracuse Nationals/Philadelphia 76ers
- 12 - Rochester/Cincinnati Royals/Kansas City-Omaha/Kansas City/Sacramento Kings
- 13 - New Orleans/Utah Jazz
- 14 - Chicago Packers/Zephyrs/Baltimore/Capital/Washington Bullets/Wizards



MEDIA



25 THABO SEFOLOSHA





MEDIA INFORMATION

Garin Narain
VP of Public Relations
garin.narain@hawks.com
O: 404.878.3893
C: 404.395.0710

Jon Steinberg
Director of Media Relations
jon.steinberg@hawks.com
O: 404.878.3266
C: 404.388.2778

Jason Roose
Senior Manager of Media Relations
jason.roose@hawks.com
O: 404.878.3773
C: 404.388.2772

Welcome to the 2014-15 edition of Atlanta Hawks and NBA basketball. As the Hawks enter their 47th year in Atlanta, the organization appreciates your efforts and extends its cooperation to assist you in your duties. In an effort to continue a smooth and efficient operation this season, the following rules have been established.

GENERAL INFORMATION

Additional Hawks information and photographs are available by contacting the PR Department at 404.878.3800. Further information is available via the Hawks PR twitter feed (@hawkspr) and the Hawks media website (<http://atlantahawkspr.wordpress.com/>).

INTERVIEW REQUESTS

When requesting interviews with members of the Hawks coaching staff, its players and other members of the organization, please contact the PR Department.

PRACTICE INFORMATION

Hawks practices are closed to the media, except for the final 30 minutes per team policy. Additionally, the coaches office, the training room, the weight room and the locker room are off-limits to the media at all times, unless permission has been granted by a member of the PR staff in advance (NO EXCEPTIONS). If you require a one-on-one interview, we ask that you contact the Hawks PR Department. Only accredited media will be allowed to attend Hawks practices, as all sessions are closed to the general public. Practices are held on the Philips Arena practice court (directions are listed on next page).

REPORTERS AND CAMERAPERSONS ARE ASKED TO MAINTAIN PROFESSIONALISM WHEN ATTENDING ALL PRACTICE SESSIONS.

PHOTOGRAPHERS & VIDEOGRAPHERS

The same policies in place for media members are the same for all photographers and videographers. The last 30 minutes are available for B-roll and still photographers, from the baseline area nearest the media room only.

PLEASE REMEMBER THAT PRACTICE TIMES ARE SUBJECT TO CHANGE.

SHOOTAROUNDS

When scheduled, the Hawks shootarounds will generally take place on the main floor of Philips Arena. All shootarounds are closed to the media, followed by an interview session.

PLEASE REMEMBER THAT SHOOTAROUND TIMES ARE SUBJECT TO CHANGE.

PHILIPS ARENA DIRECTIONS/PARKING

Going north from the airport on I-75/85, take the World Congress Center/Andrew Young International Blvd. exit. Turn left at end of the exit onto International. Proceed to Centennial Olympic Park Drive and take a left. At the corner of Marietta Street, take a right. Take a left at Baker St. and follow the signs to Media Parking Lot A. If parking is not available in Lot A, continue to Media Parking Lot B and you will find additional press parking at that location. For a map to media parking, check page 296.

MEDIA INFORMATION, CONTINUED

SEASON MEDIA CREDENTIALS

The Hawks will provide full season credentials to those working media outlets that have covered and attended 75% or more of our home games in past years. For those media members who receive this pass, your photo will accompany it. Be advised that this pass is required at each game and must be displayed at all times.

SINGLE-GAME MEDIA CREDENTIALS

Single-game credentials (press and photo) must be requested via e-mail or FAX to the Hawks PR Department, no later than 12 noon the day before the game (Friday noon for weekend or Monday games). You may e-mail your request to garin.narain@hawks.com, jon.steinberg@hawks.com and jason.roose@hawks.com. Pre-arranged credentials may be picked up from the Media Entrance on the service level of Philips Arena. Those regularly assigned to the Hawks and the opposing teams will be seated in one of the Hawks media seating areas. A map of media seating areas is located on page xxx. Seating charts are posted just inside the press room and near the media restrooms. Those requesting single-game credentials will be seated on a first-come, first-served basis. **GUESTS ARE NOT PERMITTED.**

STILL PHOTOGRAPHERS & TV VIDEOGRAPHERS CREDENTIALS

Season credentials will be limited to those outlets that have covered and attended 75% or more of our home games in past years. For those media members who receive this pass, your photo will accompany it. Be advised that this pass is required at each game and must be displayed at all times. Credentialed photographers must sit in designated positions. Photographers will not be allowed to sit on the sidelines at Philips Arena, unless there is prior approval from the PR Department. No photography of any Hawks game shall be released to any individual other than the entity for whom the pass was issued and subject to the rules governing such use as described on the reverse side of the credential. Any variation to this policy will result in forfeiture of future credentials. Single-game photographer and videographer credentials will be issued on a space-available basis. Freelance photographers requesting credentials must submit a letter citing a specific assignment from a publication to obtain working passes. **NO STILL PHOTOGRAPHER OR TV VIDEOGRAPHER IS ALLOWED TO SIT IN THE FOUR-FOOT ESCAPE LANES, LOCATED ON BOTH SIDES OF BOTH BASKET STANCHIONS. IN ADDITION, ALL WORKING CAMERAS MUST HAVE A RUBBER LENS SHADE PER NBA POLICY.** All single-game still photographer and videographer credential requests must be received no later than 12 noon the day before the game (Friday noon for weekend or Monday games). **STILL PHOTOGRAPHERS ARE NOT ALLOWED IN THE HAWKS OR VISITING TEAM LOCKER ROOMS AT ANY TIME. ANY PERSON USING A CAMERA PHONE IN THE LOCKER ROOM WILL BE REMOVED AND MAY HAVE THEIR CREDENTIAL REVOKED.**

LOCKER ROOM ACCESS

The team locker rooms are located on the service level of Philips Arena, in the hallways behind the team bench areas. NBA media regulations govern the accessibility to the locker rooms prior to games. In accordance with NBA policy, both the Hawks and visiting team locker rooms will be opened 75 minutes prior to game time, closed 45 minutes prior to game time and will re-open following a cooling-off period after the game. Still photographers will not be permitted in the team locker rooms.

NO AUTOGRAPHS ARE ALLOWED DURING MEDIA ACCESS PERIODS

PHILIPS ARENA MEDIA WORKROOM

The Hawks Media Workroom is located to the right just inside the media entrance. The Media Workroom will be open two-and-a-half-hours prior to game time, at halftime and following the game. Press room usage is only available to those with a valid Hawks media credential, and wireless network access and telephones are available for filing purposes after the contest. We ask that professional and courteous consideration be given to the media who are working each game in the work areas.



MEDIA INFORMATION, CONTINUED

PRESS ENTRANCE

Follow the same directions to Philips Arena, and the entrance is on Baker St. (located on the right) before you get to Media Parking Lot A. The press room is located directly on the right as you enter. For a map of that location, check page 296.

PRESS SERVICES

Game notes will be available in the press room two hours prior to game time. Game statistics (play-by-play, quarter stats and halftime box scores) will be delivered to the press table, while final boxes, quarter boxes and play-by-plays will be available in the Media Workroom after the game.

PREGAME/POSTGAME COACHES INTERVIEW ROOM

Coach Budenholzer will be available to the media approximately 105 minutes prior to the scheduled tip-off. Following a cooling-off period after each game, Coach Budenholzer will conduct his postgame press conference in the press conference room located on the locker room hallway. The visiting head coach will conduct his postgame interview outside of the visiting team locker room.

AUTOGRAPHS

Media members are not permitted to ask for players' or coaches' autographs during media access periods.

PLAYER WARMUPS

The playing floor as well as team bench areas are off-limits to media personnel and scouts during pregame warm-ups. Players are available for interviews in the locker rooms during the access period. Pregame media interview requests made well in advance are strongly recommended.

TICKET REQUESTS

Media members wishing to purchase tickets to any Hawks home or road game are asked to request these tickets through the PR Department or the ticket office. While there is no guarantee that each request will be fulfilled, we ask that all requests are made in advance.

STATISTICAL AND PRESS RELEASE INFORMATION

Statistics, team and player information can always be found on the Hawks web site at www.hawks.com. The Hawks also disseminate information to accredited members of the media through e-mail. Should you desire to receive press releases and other information via e-mail, please contact the Hawks PR Department. Media are also encouraged to log onto the Hawks media website (<http://atlantahawkspr.wordpress.com>) and follow @Hawkspr on Twitter for the latest practice information, injury updates and more.

MEDIA INFORMATION, CONTINUED

STEVE HOLMAN



Voice of the Hawks

Georgia Radio Hall of Famer Steve Holman begins his 30th season as "Voice of the Hawks," having never missed a broadcast, a span of nearly 2,500 games.

His play-by-play streak, which began in March of 1989, is currently at 2,139, including regular season and playoffs.

Holman has announced Hawks games around the globe, including contests from Russia, England, Puerto Rico and Canada, and has been a part of several notable historical calls, including the night Dominique Wilkins became the team's all-time scoring leader, as well as Lenny Wilkens' record-breaking 939th career win.

The 60-year-old Holman had done play-by-play and color commentary on Hawks broadcasts for three-and-a-half years before taking over the full time play-by-play duties in 1989.

During the 1996 Centennial Olympic Games in Atlanta, Holman was part of Westwood One's/ NBA National Radio coverage, calling play-by-play action for both the United States men's and women's gold medal basketball teams, in addition to boxing.

Holman's first radio job was as a 17-year-old high school senior at WCCM, where he got to work under sportscasting icon Curt Gowdy, who owned the station. Holman has been involved in the NBA since the early 1970s when he was broadcast assistant to the Boston Celtics' late play-by-play legend Johnny Most. Holman's first experience calling NBA action came in 1976 when Most lost his voice mid-game.

He has been a fixture on Atlanta radio since 1980 when he arrived to work on Falcons football and Atlanta Chiefs soccer. Along with his numerous awards for sports reporting, Holman has also won the Georgia Associated Press Award for his Hawks broadcast coverage. Holman and his wife Mary Jane reside in Newnan and are the parents of two grown sons, Steve Jr., and Scott, whose wife Amy gave birth to Holman's first grandson, Connor, in November, 2011.

Holman was born March 5, 1954 in Lawrence, Massachusetts.

BOB RATHBUN



TV Play-by-Play

One of the NBA's most recognizable and decorated play-by-play announcers, Bob Rathbun enters his 19th season as the television play-by-play voice for the Hawks. Rathbun will call all of the games on the Hawks' SportSouth package. He is the longest tenured TV play-by-play man in the franchise's history.

Rathbun has earned a variety of significant broadcasting awards during his career. In 2012, he earned Georgia Sportscaster of the Year honors from the National Sportscasters and Sportswriters Association (NSSA). Rathbun has won nine Southeast Regional Emmy Awards, including one in 2009 for the broadcast of the Hawks-Celtics game six playoff contest from 2008.

His basketball work has touched nearly all of the major broadcast outlets. His NBA work has earned him opportunities to call games for TNT and NBA TV, after a collegiate resume that includes stints with CBS (NCAA basketball tournament), ABC, and ESPN (college basketball plus college football and the College World Series).

Rathbun has served as the college basketball play-by-play announcer for the ACC Television Network through Raycom Sports since 1988, and he has called games for both the ACC and the SEC on Fox Sports South since he arrived in Atlanta in 1996. He currently calls games on Fox's coverage of SEC football, college baseball, as well as the network's WNBA Atlanta Dream action.

With an extensive sports background, Rathbun's broadcasting career has earned him eight Sportscaster of the Year honors (Virginia: 1980-82, 1985, 1988-89; Georgia 1998, 2012), a Distinguished Service Award from the ACC (1994), and a Distinguished Alumni Award from Catawba College (1988). He was inducted into his alma mater's Sports Hall of Fame in 2006.

His baseball resume includes 10 years as Fox Sports South's voice of the Atlanta Braves, three seasons on radio in Detroit with the Tigers, and part-time work on Baltimore Orioles' TV broadcasts.

Rathbun, who graduated with a Bachelor of Arts degree in speech from Catawba College (1976), and his wife Marybeth have two children, Court and Grace.



MEDIA INFORMATION, CONTINUED

ANDRE ALDRIDGE



TV Sideline Reporter

Veteran NBA reporter Andre Aldridge will serve as the Hawks sideline reporter for the third straight season, after hosting the Hawks LIVE pregame, halftime and postgame shows in 2010-11.

Prior to joining SportSouth, Aldridge hosted numerous programs as a reporter and anchor for NBA TV, and before that, CNN, and ESPN. Aldridge has reported live from the NBA Finals and NBA All-Star Games, NFL Super Bowls, major boxing title fights and Major League Baseball games. Prior to joining ESPN, Aldridge was based in Los Angeles where he anchored a nightly national news program, "Press Box" for Prime Sports. Aldridge's vast media experience also includes stints at KMPC Radio in Los Angeles, KNBC in Los Angeles and KUTV in Salt Lake City. He attended the University of Southern California.



Jerome Jurenovich
Hawks LIVE Host



Mike Glenn
Hawks LIVE Analyst

ARENA



8 SHELVIN
MACK





PHILIPS ARENA

BASKETBALL CAPACITY: 18,047



Located in the heart of downtown Atlanta's Luckie Marietta District, Philips Arena celebrates the city, literally spelling "ATLANTA" in 65-foot letters to welcome fans from all over the southeast United States. As the premiere venue for sports and live entertainment in the region, Philips Arena delivers top-ranked concert tours, professional and collegiate sporting events, family shows and conferences in a world-class setting with unparalleled customer service. Philips Arena is home to the NBA's Atlanta Hawks and the WNBA's Atlanta Dream and hosts 160 events and 1.6 million guests annually. The arena is consistently ranked among the top venues and was most recently named number 3 in the United States for the first half of 2014.

The Atlanta landmark has welcomed more than 23 million patrons through its doors since opening in September 1999 and has hosted many world-class events over the past 15 years, including the 2012 ACC Men's Basketball Tournament, the 2004 U.S. Figure Skating Championship, the 2003 NBA All-Star events, and world-class performances by artists such as The Rolling Stones, Justin Timberlake, Tina Turner, Paul McCartney and Garth Brooks.

The venue adjoins world news hub CNN Center and sits within yards of the Georgia World Congress Center, the Georgia Dome, the Georgia Aquarium, College Football Hall of Fame, World of Coca-Cola and Centennial Olympic Park in the Luckie Marietta District in downtown Atlanta. The building is an official stop on the MARTA rail system, making transportation to the arena easy for those coming from any direction of the metro Atlanta area. With the downtown area boasting a large number of hotel options, Philips Arena is truly a destination for entertainment.

Over the last two years, Philips Arena added 12 loge boxes, each seating four to six individuals in the lower bowl, all within 20 rows of the floor. Amenities provided to loge box members include special parking, private entrance, private bar, all-inclusive food and beverages and access to all Hawks home games and concerts at Philips Arena.

In April of 2012, Philips Arena opened RED, a dining experience serving Contemporary American cuisine and offering first-of-its-kind design features in the arena and stadium industry. Guests have the opportunity to dine in tiered level seating within the restaurant and bar space, allowing for optimal visibility of the court and concert stage from inside and a centrally located show kitchen to enjoy the excitement of chefs preparing meals. RED is open to all ticketed guests before, during and after all Atlanta Hawks home games and other family and entertainment events.

RANKINGS AND ACCOLADES

Named for its title sponsor Philips, Philips Arena has earned numerous industry, media and public accolades for its design, acoustics, amenities and spectrum of events.

Philips Arena is consistently ranked among North America's Top-10 arenas based on attendance by Billboard and Pollstar magazines. For the first half of 2014, Pollstar Magazine ranked Philips Arena as the No. 3 concert and events venue in the United States and the No. 21 venue in the world. The arena ended 2013 as the No. 4 venue in the United States and No. 17 in the world. In 2011, Philips Arena was ranked as the No. 3 concert and events venue in the United States and No. 12 venue in the world by Pollstar. That same year, Philips Arena was recognized for its outstanding customer service when it was named by Smart Business Network Inc. as a 2011 World Class Customer Service Award Winner. In 2010, Billboard magazine named the arena the No. 8 concert venue in the United States (No. 10 in North America) in Billboard's Decade-End Top 10 based on ticket sales.

For two years in a row (2009 and 2010), Pollstar ranked Philips Arena the No. 4 venue in the United States. In April of 2009, Philips Arena became the first LEED certified NBA Arena for an existing building: Operations and Maintenance (LEED-EB: O&M) as specified by the United States Green Building Council (USGBC). LEED stands for "Leadership in Energy and Environmental Design," and represents independent, third-party verification that Philips Arena has met green building operating standards and performance measures.

The venue was ranked No. 3 in the United States and No. 8 in the world in Pollstar's end-of-year rankings for 2007 and 2008, and was one of six venues in the United States nominated for "Venue of the Year" by the magazine in 2007. In October 2007, Philips Arena received the Ticketmaster Platinum Ticket Award for exceeding 535,000 tickets through Ticketmaster channels for 2006. Additionally, Philips Arena captured Tour Guide Magazine's Top Dog Award as selected by tour industry professionals in 2006 for Best Large Venue.

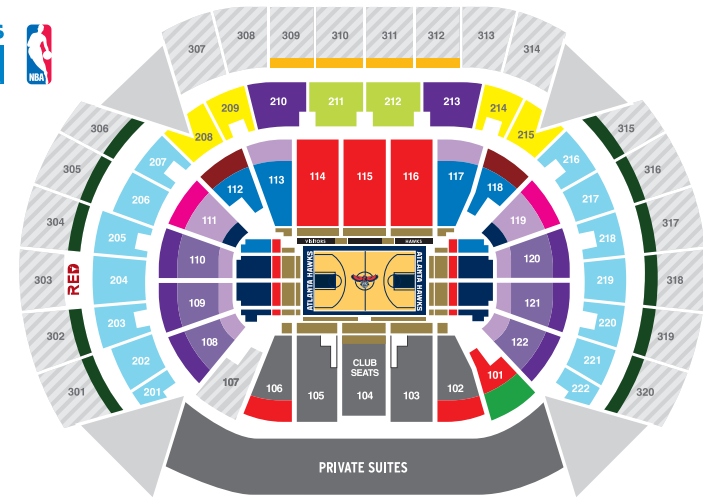
In April 2005, USA Today ranked Philips Arena the No. 7 fan-friendliest NBA venue out of 29 arenas and No. 4 in the Eastern Conference. In this survey of the fan experience, Philips Arena finished No. 1 in the concessions category and its main concourse ranked second in atmosphere.

In 2002, Philips Arena was one of only four arenas in the United States to earn an "A" grade among venue naming rights deals ranked by Advertising Age magazine. The arena also earned Facilities and Event Management Prime Site Award in 2001 and 2002 through votes cast by promoters and arena peers.

Philips Arena's video production team has been recognized for excellence with multiple Golden Matrix Awards for video production at the annual IDEA Conferences, including awards in 2002 and 2005 for best overall video display for basketball, and in 2014 for best in-game feature.

PHILIPS ARENA SEATING CHART

2014-15 FULL SEASON PRICING



\$103	\$4,499
\$91	\$3,999
\$80	\$3,499
\$64	\$2,799
\$50	\$2,200
\$46	\$1,999
\$39	\$1,699
\$32	\$1,399
\$30	\$1,299
\$28	\$1,199
\$25	\$1,099
\$23	\$999
\$18	\$799
\$14	\$599

HISTORY

Philips Arena replaced the Omni Coliseum when it was imploded in 1997. The Omni was home to the NBA's Atlanta Hawks beginning with the 1968-69 season when they moved from St. Louis.

Philips Arena's sports attendance record of 20,425 was set on May 2, 2008 during the Hawks' thrilling NBA Playoffs win over the Boston Celtics, in game six of their first round series.

More than simply a music venue, Philips Arena hosts a variety of sports, entertainment and family events annually including Harlem Globetrotters, Disney On Ice, and Ringling Bros. and Barnum & Bailey Circus.. It's a space of connection, access, memories, art and most of all, Atlanta.

CAPACITY AND ACCESSIBILITY

Maximum seating capacity of Philips Arena (approximate):
18,047 for Basketball 17,210 for Concerts in the Round
17,700 for 360 End Stage Concerts 13,600 for End Stage Concerts

Philips Arena's vertical suite design featuring all 92 business suites "stacked" in opera house style brought the upper rows of seats 20 feet closer to the floor than any venue built in decades. This structure, along with the superior acoustics - designed with input from R.E.M.'s Michael Mills - has proven to be a hit both with concert performers and their audiences. An additional 14 private suites are located courtside, and there are five party suites and four hospitality suites that are rented on a per-event basis.

Philips Arena meets all standards for accessibility by persons with disabilities. Disabled seating areas are accessible by wheelchairs and provide views of the arena floor equal to the sightlines for standing spectators. Visit www.PhilipsArena.com for an up-to-date schedule of events at Philips Arena.

DIRECTIONS

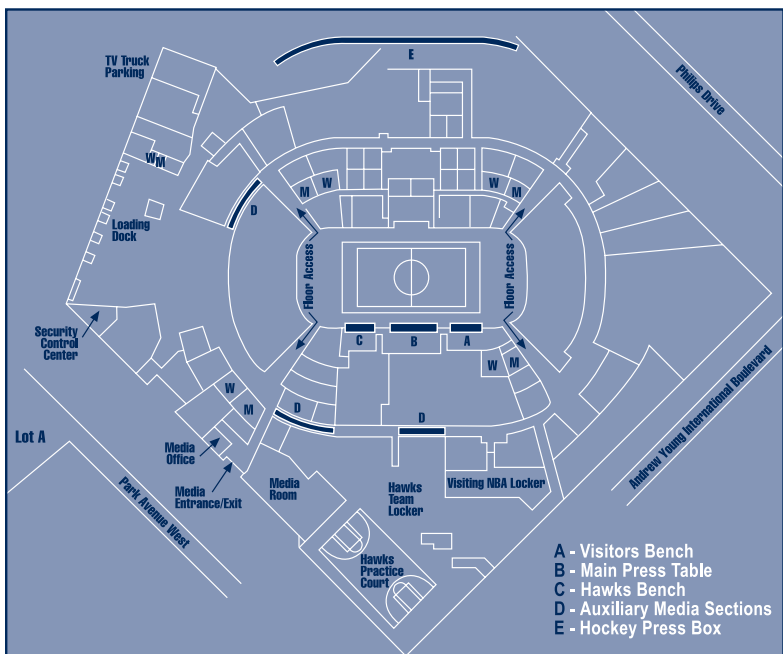
Philips Arena is located next to CNN Center, at the intersection of Marietta Street and Centennial Olympic Park Drive (formerly Techwood Drive).
Philips Arena
1 Philips Drive
Atlanta, GA 30303

Full Season Ticket Plans include all 44 home games. Actual price per game may vary for the 2014-15 season, however, season ticket member's price will always reflect significant savings over the box office ticket price.

**FOR MORE INFORMATION
CALL 1-866-715-1500 OR
VISIT HAWKS.COM**



PHILIPS ARENA SERVICE LEVEL MAP

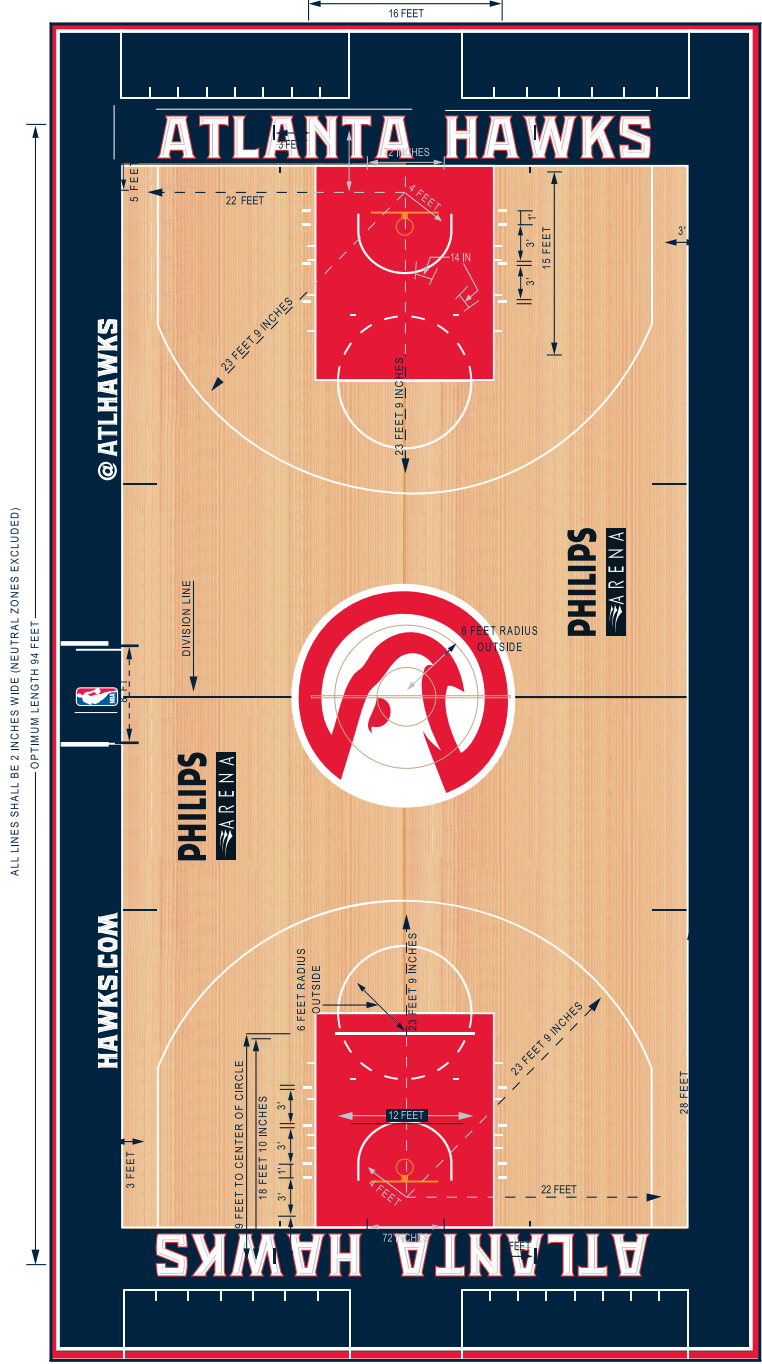


DIRECTIONS TO PHILIPS ARENA:

Going north from the airport on I-75/85, take the World Congress Center/Andrew Young International Blvd. exit. Turn left at the end of the exit onto International. Proceed to Centennial Olympic Park Drive and take a left. At the corner of Marietta Street, take a right. At Baker Street, take a left, cross over the railroad tracks, and follow the signs to Media Parking Lot A. If parking is not available in Lot A, proceed to Media Parking Lot B and you will find additional press parking at that location.



NBA COURT DIMENSIONS



PHILIPS ARENA FIRSTS

BELOW OCCURRED IN THE FIRST QUARTER ON 11/4/99:

Winner of the opening jump ball:	Ray Allen (Milwaukee)
First field goal attempt:	Glenn Robinson
First Hawks field goal attempt:	Bimbo Coles
First block:	Robert Traylor
First Hawks block:	Dikembe Mutombo
First rebound:	Jim Jackson
First field goal made:	Ray Allen
First personal foul:	J.R. Reid
First free throw attempt:	Robert Traylor
First free throw made:	Robert Traylor
First free throw missed:	Robert Traylor
First Hawks personal foul:	Jim Jackson
First Hawks points:	Roshown McLeod
First jump shot made:	Ray Allen
First assist:	Sam Cassell
First Hawks field goal:	Roshown McLeod
First Hawks assist:	Alan Henderson
First three-point field goal made:	Ray Allen
First Hawks three-point field goal attempt:	Jim Jackson
First loose ball foul:	J.R. Reid
First dunk:	Tim Thomas
First Hawks dunk:	Isaiah Rider
First goaltending:	Robert Traylor
First steal:	Robert Traylor
First Hawks steal:	Roshown McLeod
First individual turnover:	Sam Cassell
First Hawks turnover:	Jim Jackson
First timeout:	Hawks
First substitution:	Dale Ellis
First Hawks substitution:	Isaiah Rider
First technical foul:	Ervin Johnson
First traveling call:	Robert Traylor

BELOW OCCURRED IN THE SECOND QUARTER ON 11/4/99:

First three-point play: Lorenzen Wright

BELOW OCCURRED IN THE THIRD QUARTER ON 11/4/99:

First 20-second timeout: Hawks

BELOW OCCURRED IN THE FOURTH QUARTER ON 11/4/99:

First team to score 100 points: Milwaukee

OTHER FIRSTS:

First Hawks win:	vs. Chicago (11/6/99)
First Hawks loss:	vs. Milwaukee (11/4/99)
First illegal defense:	Dikembe Mutombo (vs. Charlotte, 11/16/99)
First 24-second violation:	Bimbo Coles (vs. Charlotte, 11/16/99)
First delay of game:	vs. Chicago (11/6/99)
First three-second violation:	Roshown McLeod (vs. Chicago, 11/6/99)

2014-15 ATLANTA HAWKS SCHEDULE

S	M	T	W	T	F	S	
OCT							
				1	2	3	4
5	7:30 NO	6	7	8	9	10	8:00 11 MEM
12	13	7:30 14 MIA	15	6:00 16 CHI	17	7:30 18 DET	
19	7:30 20 CHA	21	8:30 22 SA	23	24	25	
26	27	28	SPSO 7:30 TOR	29	30	31	

S	M	T	W	T	F	S			
NOV									
						1	SPSO 7:30 IND		
2	3	4	SPSO 8:30 SA	5	6	SPSO 7:00 CHA	7:30 8 NY		
9	SPSO 7:30 NY	10	11	SPSO 7:30 UTA	12	13	SPSO 7:30 14 MIA CLE		
16	17	SPSO 7:30 LAL	18	19	20	SPSO 7:30 DET	21	22	
23	24	SPSO 7:00 WAS	25	SPSO 7:30 TOR	26	27	SPSO 7:30 NO	28	SPSO 7:30 CHA
30									

S	M	T	W	T	F	S		
DEC								
						1	2	3
3:30 7	7:00 8	SPSO 7:30 BOS	9	SPSO 7:30 10 MIA	11	12	SPSO 7:00 13 BKN	
14	SPSO 7:30 15 CHI	16	SPSO 7:30 17 CLE	18	19	SPSO 8:00 20 HOU	21	
21	SPSO 8:30 22 DAL	23	24	25	SPSO 7:30 26 MIL	27	28	
28	29	30	31					

S	M	T	W	T	F	S			
JAN									
						1	2	3	
4	SPSO 10:30 LAC	5	6	SPSO 7:30 MEM	7	8	SPSO 7:30 DET	9	10
11	3:00 WAS	12	13	14	15	16	17		
18	ESP 2:30 DET	19	20	21	22	23	24		
25	SPSO 8:00 MIN	26	27	28	29	30	31		

S	M	T	W	T	F	S		
FEB								
						1	2	3
4	5	6	7					
8	SPSO 8:00 MEM	9	10	11	12	13	14	
15	16	17	18	19	SPSO 7:30 TOR	20	21	
22	23	24	SPSO 7:30 DAL	25	26	27	28	
29	30	31						

S	M	T	W	T	F	S		
MAR								
						1	2	3
4	5	6	7					
8	9	10	11	12	13	14		
15	16	17	18	19	20	21		
22	23	24	25	26	27	28		
29	30	31						

S	M	T	W	T	F	S			
APR									
						1	2	3	4
5	6	7	8	9	10	11			
12	13	14	15	16					

■ PRESEASON HOME	■ HOME GAME
■ PRESEASON AWAY	■ AWAY GAME
★ ALL-STAR WEEKEND — NEW YORK	

All games available in HD. All games listed as Eastern Time (ET) and subject to change.



SPORTSOUTH: SPSO | NBA TV: NBA | NBA ON TVE: TNT | NBA ON ESPN: ESPN

FOR TICKETS OR MORE INFORMATION, CALL 1-866-715-1500 OR VISIT HAWKS.COM

2014-15 ATLANTA HAWKS MEDIA GUIDE

