



# 2025 MEDIA GUIDE

JACKSONVILLE JAGUARS



JAGUARS FOOTBALL | DUUVAL | JACKSONVILLE, FL

# TABLE OF CONTENTS



<b>STAFF DIRECTORY</b>	<b>3-5</b>	2024 Goal to Go Situations + Opponents	269
<b>EVERBANK AD</b>	<b>6</b>	2024 Drive Charts	270-273
<b>EVERBANK STADIUM</b>	<b>7</b>	2024 Drive Efficiency - Game-by-Game	274
<b>STADIUM OF THE FUTURE</b>	<b>8-9</b>	2024 Individual Stats: PASSING	275
<b>MILLER ELECTRIC CENTER</b>	<b>10</b>	2024 Individual Stats: RUSHING	276
<b>JAGUARS UK</b>	<b>11</b>	2024 Individual Stats: RECEIVING	277-278
<b>JAGUARS IN THE COMMUNITY</b>	<b>12-14</b>	2024 Individual Stats: DEFENSIVE	279-282
<b>DAILY'S PLACE</b>	<b>15</b>	2024 Individual Stats: SPECIAL TEAMS	283-284
<b>EXECUTIVES</b>	<b>16-22</b>	2024 Game-By-Game - Offense	285
<b>COACHING STAFF</b>	<b>23-61</b>	2024 Game-By-Game - Defense	286
<b>PERSONNEL</b>	<b>62-74</b>	2024 Third Down Efficiency	287
<b>COMMUNICATIONS</b>	<b>75</b>	2024 Fourth Down Efficiency	288
<b>FOOTBALL ANALYTICS AND STRATEGY</b>	<b>76</b>	2024 NFL Regular Season Standings	289
<b>PLAYER HEALTH AND PERFORMANCE</b>	<b>77</b>	2024 Game Summaries	290-306
<b>TEAM DOCTORS</b>	<b>78</b>	<b>HISTORY</b>	<b>307</b>
<b>FOOTBALL OPERATIONS</b>	<b>79</b>	Pride of the Jaguars	307-308
<b>FOOTBALL LOGISTICS</b>	<b>80</b>	All-Time Honors	309-310
<b>EQUIPMENT</b>	<b>81</b>	Draft History	311-314
<b>PLAYER ENGAGEMENT</b>	<b>82</b>	All-Time Trade History	315-317
<b>BUSINESS OPERATIONS LEADERSHIP TEAM</b>	<b>83-86</b>	Free Agency History	318-323
<b>PLAYER BIOS</b>	<b>87-260</b>	All-Time Rosters	324-332
<b>2024 SEASON IN REVIEW</b>	<b>261</b>	Year-By-Year Results	333-337
2024 Team Stats	261	Preseason Results	338
2024 Defensive Stats	262	Series Results	339-344
2024 Big Plays: Rush 10+, Receptions 20+, Returns 30+	263	Season Results	345-374
2024 Big Yardage Games	264	Playoff Game Summaries	375-379
2024 Takeaway/Giveaway Chart - Jaguars and Opponent	265	Attendance and Weather Records	380
2024 Turnover Chart	266-267	Prime-Time Games	381
2024 Red Zone + Opponents	268	Overtime Games	382
		<b>TEAM RECORDS</b>	<b>383-395</b>
		<b>INDIVIDUAL RECORDS</b>	<b>396-403</b>
		<b>SINGLE-SEASON RECORDS</b>	<b>404-408</b>
		<b>SINGLE-GAME RECORDS</b>	<b>409-412</b>
		<b>ROOKIE RECORDS</b>	<b>413-415</b>
		<b>OPPONENT RECORDS</b>	<b>416-417</b>

# STAFF DIRECTORY

## EXECUTIVE

Owner .....	Shad Khan
Chief Football Strategy Officer .....	Tony Khan
President, Khan Family Office and President and Chief Design Officer, Iguana Investments .....	Shanna Khan
President .....	Mark Lamping
Executive Vice President of Football Operations .....	Tony Boselli

## EXECUTIVE SUPPORT TEAM

Executive Assistant to the Owner and President .....	Alisa Abbott
Executive Assistant to the EVP of Football Operations .....	ElizaBeth Harrison
Personal Assistant to the Khan Family .....	Kate McCoy

## BUSINESS OPERATIONS LEADERSHIP TEAM

Chief Operating Officer .....	Chad Johnson
Senior Vice President of Real Estate and Development .....	Drew Frick
Senior Vice President of Human Resources .....	Jessica Jones
Senior Vice President of Business Planning and Chief Financial Officer .....	Mark Sirota
Executive Vice President and Chief Legal Officer .....	Megha Parekh
Senior Vice President of Corporate Partnerships .....	Scott Massey
Senior Vice President and Chief Community Impact Officer .....	Whitney Meyer

## COACHING

Head Coach .....	Liam Coen	Defensive Coordinator .....	Anthony Campanile
Offensive Coordinator .....	Grant Udinski	Defensive Line Coach .....	Matt Edwards
Pass Game Coordinator .....	Shane Waldron	Linebackers Coach .....	Tem Lukabu
Quarterbacks Coach .....	Spencer Whipple	Defensive Backs Coach .....	Anthony Perkins
Offensive Line Coach .....	Shaun Sarrett	Secondary Coach .....	Ron Milus
Wide Receivers Coach .....	Edgar Bennett	Assistant Defensive Line Coach .....	Derrick LeBlanc
Tight Ends Coach .....	Richard Angulo	Assistant Linebackers Coach .....	Kevin Wilkins
Running Backs Coach .....	Chad Morton	Assistant Defensive Backs Coach .....	Drew Lascari
Offensive Pass Game Specialist .....	John Van Dam	Senior Defensive Assistant .....	Bill Sheridan
Assistant Wide Receivers Coach .....	Tyler Tettleton	Defensive Assistant .....	Mario Jeberaeel
Assistant Offensive Line/Run Game Specialist .....	Keli'i Kekuewa	Special Teams Coordinator .....	Heath Farwell
Offensive Assistant .....	Trevor Mendelson	Assistant Special Teams Coach .....	Luke Thompson
Offensive Assistant .....	Fred Walker	Assistant to the Head Coach .....	Jay Kaiser

## FRONT OFFICE

### PERSONNEL

General Manager .....	James Gladstone
Senior Advisor to the General Manager/Personnel Strategist .....	JW Jordan
Senior Advisor to the General Manager/Personnel Strategist .....	Brian Xanders
Director of College Scouting .....	Brian Hill
Assistant to the General Manager .....	Charlie Stone
Director of Football Administration .....	Tim Walsh
Director of Pro Scouting .....	DeJuan Polk
Senior Personnel Executive .....	Regis Eller
Senior Personnel Executive .....	Josh Scobey
Director of Player Finance .....	Trip MacCracken
Assistant Director of College Scouting .....	John Stevenson
Player Finance and Football Administration Assistant .....	Tara Goolsby
National Scout .....	Ryan Stamper
Pro Scout .....	Jason DesJarlais
Pro Scout .....	Rory Segrest
Area Scout .....	Dave McCloughan
Area Scout .....	Ricky Thomas
Area Scout .....	Antonio Robinson
Area Scout .....	Marty Miller
Area Scout .....	Tyler Walker
Area Scout .....	Mickeel Stewart
Area Scout .....	Holden McAbee
Area Scout .....	Corey Peters
Scouting Assistant .....	Max Rosenthal
Scouting Assistant .....	Mimi Bolden Morris
Scouting Assistant .....	Austin Leake

### COMMUNICATIONS

Senior Vice President and Chief Communications Officer .....	John Dever
Senior Director of Football Communications .....	Amanda Holt
Senior Director of Football Communications .....	Dylan Morton
Director, Business Communications .....	Lyndsay Rossman
Senior Manager of Photography .....	Kam Nedd
Photography and Digital Asset Management Coordinator .....	Chris Kim
Public Relations Coordinator .....	Emily Mears
Public Relations Coordinator .....	Clint Cohen

### FOOTBALL ANALYTICS AND STRATEGY

Chief Football Strategy Officer .....	Tony Khan
Senior Vice President of Football Analytics .....	Jake Temme
Vice President of Decision Science .....	Arri Landsman-Roos
Senior Director of Football Strategy and Game Management .....	Jon Dykema
Director of Quantitative Research .....	Victor Li

Director of Football Systems .....	Justin VonHagen
Software Developer .....	Angel Santana
Football Data Scientist .....	Avery Horvath
Analytics Architect .....	Matt McMullan

### PLAYER HEALTH AND PERFORMANCE

Vice President of Player Health and Performance .....	Jeff Ferguson
Director of Performance Science .....	Christopher Bach
Director of Rehabilitation/Associate Athletic Trainer .....	Robert Hoenshel
Athletic Performance Spec./Assoc. Athletic Trainer/Physical Therapist .....	Peter Draovitch
Associate Athletic Trainer .....	Devin Driscoll
Associate Athletic Trainer .....	Cassie Ettl
Associate Athletic Trainer .....	Raul Bermudez
Performance Science Coordinator .....	Chris Beaulaurier
Director of Strength and Conditioning .....	Eric Ciano
Assistant Strength and Conditioning Coach .....	Lanier Coleman
Assistant Strength and Conditioning Coach .....	Paul Jackson
Assistant Strength and Conditioning Coach .....	Julian Whitehead
Director of Performance Nutrition .....	Mindy Black
Associate Director of Performance Nutrition .....	Jackie Trance
Team Dining and Performance Chef .....	Keith Atkins
Sous Chef .....	Gary "Milan" McRee
Sous Chef .....	Chris Wilcox
Culinary Lead .....	Leonard Knight
Front of House Manager .....	Herbert Duggins
Dining Room Attendant .....	Jackie Charo
Cook .....	Regina Baker
Action Station/Cook .....	Ben Cotchaelovitch
AM Prep/Cook .....	Lakeshia Archer

### TEAM DOCTORS

Head Physician .....	Dr. Kevin Kaplan
Physician, Internal Medicine .....	Dr. Michael Yorio

### FOOTBALL OPERATIONS

Vice President and Special Advisor to the EVP of Football Operations .....	Mike Perkins
Special Advisor to Football Operations .....	Kyle Buerkett

### FOOTBALL LOGISTICS

Director of Football Operations .....	Hamzah Ahmad
Senior Manager of Team Logistics .....	J.K. LaCoste
Senior Manager of Team Operations .....	Brandon Roth



# STAFF DIRECTORY

## FOOTBALL TECHNOLOGY

Senior Director of Football Technology ..... Michael Stoeber  
 Director of Football Technology..... Jeremy Pool  
 Senior Football Technology Assistant ..... Mike Bracken  
 Manager of Football Technology ..... Chris Reier  
 Football Technology Assistant..... Henderson McPherson  
 Football Technology Assistant..... Veronica McGrail

## EQUIPMENT

Head Equipment Manager ..... George Pellicer  
 Assistant Equipment Manager..... Kyle Stillwell  
 Assistant Equipment Manager..... Tyler Floyd  
 Assistant Equipment Manager..... Collin Peterson

## PLAYER ENGAGEMENT

Director of Player Engagement and Youth Football ..... Marcus Pollard  
 Player Engagement Manager ..... Nikki Donoff

## TEAM SECURITY

Director of Team Security..... Skip Richardson  
 Manager of Team Security ..... Gabriel Rose

## BUSINESS ANALYTICS

Vice President of Data Analytics ..... Makayla Amidon  
 Director of Business Analytics..... Colin Elias  
 Senior Manager of CRM Analytics..... Jeff Miranda  
 Senior Business Intelligence Analyst ..... Helen Blades  
 Data Engineer..... Ryan Weisner  
 Insights Analyst ..... Caitlyn Roberts

## COMMUNITY IMPACT AND FOUNDATION

Senior Vice President and Chief Community Impact Officer ..... Whitney Meyer  
 Vice President of Social Responsibility..... T-Neisha Tate  
 Vice President of Community Impact and Football Development..... Adriel Rocha  
 Director of Jaguars Foundation..... Kristina Heath  
 Senior Manager, Community and Development Initiatives ..... Caron Streibich  
 Community Impact Senior Manager ..... Michael Carnahan  
 Communications and Events Manager ..... Madison Saul  
 Youth Football Manager..... Caetan Rhinehardt  
 Legends Manager ..... Jason Trosclair  
 Social Responsibility Coordinator ..... Scout Alexander

## CORPORATE PARTNERSHIPS

Senior Vice President of Corporate Partnerships ..... Scott Massey  
 Vice President, Corporate Partnerships and Development ..... Matt Rickoff  
 Senior Director, Corporate Partnerships ..... Evan Lindsey  
 Senior Director, Corporate Partnerships ..... Evans Adonis  
 Senior Director, Corporate Partnerships ..... Cheyenne Overby  
 Director, Corporate Partnerships and Strategy ..... Jake Milano  
 Director, Corporate Partnerships..... Emily Myslinski

## EVENTS AND ENTERTAINMENT

Senior Director of Events and Entertainment..... Jenn Toy  
 Director of Entertainment Groups and Grassroots Events...Christy Stechman Zynda  
 Director of Events and Experiences..... Cassidy Schackne  
 Manager of Mascot Programs ..... Alex Shepard  
 Manager of Events and Entertainment..... Alyssa Fair  
 Manager of Event Operations ..... Gabriella Photos  
 Events and Experiences Senior Coordinator ..... Amani Burton  
 Grassroots Events Coordinator ..... Luis Rivera  
 Events and Entertainment Coordinator..... Allison Lichte

## JAGUARS PRODUCTIONS

Vice President of Production ..... Patrick Kavanagh  
 Senior Director of Gameday and Event Production..... Carlos Caceres  
 Senior Director of Broadcasting and Production ..... Dave DeCandis  
 Director of Creative Media ..... Everett Sullivan  
 Manager of Gameday and Event Production ..... Blake Stuart  
 Manager of Radio..... Joe Fortunato  
 Manager of Broadcasting and Production ..... Max Hochman  
 Senior Writer ..... John Oehser  
 Senior Reporter and Editor ..... J.P. Shadrick  
 Senior Correspondent..... Brian Sexton  
 Studio Manager..... Brent Reber  
 Senior Producer/Editor ..... Trent Padilla  
 Senior Producer/Editor ..... Gabrielle Dalton  
 Senior Production Artist..... Nick Cortes  
 Senior Producer, Gameday and Events ..... Thomas Flynn  
 Team Reporter/Producer ..... Kainani Stevens

Associate Producer ..... David Cho  
 Associate Producer ..... Andrea Kuri  
 Motion Graphics Producer..... Manny Alvarez Pinzon

## FACILITIES

Vice President of Facility Operations..... Ryan Prep  
 Director of Special Events..... Kristen Inman  
 Senior Director of Live Events..... Jackie Scibelli  
 Director of Facility Operations..... Matthew Singer  
 Director of Facility Operations..... Geoff DeLuca  
 Facilities Maintenance Technician..... Tim Boyle  
 Building Engineer ..... Will Moran  
 Senior Manager of Live Events and Booking..... Em Nees  
 Facility Operations Senior Manager..... Weill Casey  
 Concert Production Manager ..... Alex Blair  
 Manager of Office Logistics ..... Kevin Lanahan  
 MEC Facilities Manager ..... Raphael Kirkland  
 Facility Maintenance Technician..... Alex Collins  
 Facility Operations Supervisor ..... Nico Sentoso  
 Live Events and Booking Coordinator ..... Nate Hoepker  
 Office Logistics and Credentials Coordinator ..... Ryan Veazey  
 Office Logistics Clerk..... Raymond Ablan  
 MEC Receptionist..... Shannon Sprout

## FACILITIES SECURITY

Director of Facilities Security ..... Bobby Lyle  
 Daily's Place Security Manager ..... Drew Henderson

## FAN EXPERIENCE

Senior Director of Guest Experience..... Sarah Mathis  
 Director of Guest Experience ..... Kelsey Holmgard  
 Senior Manager of Guest Experience ..... Lindsey Zybrick  
 Senior Guest Experience Coordinator ..... Billy Cobb III  
 Senior Guest Experience Coordinator ..... Daniel Koch  
 Guest Experience Coordinator..... Ryan Keller

## FINANCE AND BUSINESS PLANNING

Senior Vice President of Business Planning and Chief Financial Officer ..... Mark Sirota  
 Vice President of Finance..... Matt Stupski  
 Senior Director of Payroll and Benefit Plans ..... Cary Johns  
 Director of Payroll and Benefit Plans ..... Lucas Ailon  
 Director of Accounting ..... Emily Klemm  
 Senior Manager of Financial Planning and Analysis ..... Bryce Zimmer  
 Real Estate Accounting Manager ..... Kyle Hellman  
 Senior Accounting Coordinator ..... Kristen Hudak  
 Financial Analyst ..... Alexis Retic  
 Accounting Manager ..... Devon Connors  
 Staff Accountant..... Kaitlyn Bateh  
 Staff Accountant..... Adam Boselli

## LEGAL

Executive Vice President and Chief Legal Officer ..... Megha Parekh  
 Vice President and General Counsel ..... Justin Sievert  
 Associate General Counsel..... Brittni Fabinak  
 Manager of Legal Operations..... Autumn Richards  
 Stadium Projects Manager..... Brian Kensil

## MARKETING

Vice President of Sales and Marketing ..... Chris Gargani  
 Senior Director of Marketing..... Brette Sadler  
 Director of Brand Design and Creative..... John Cascio  
 Director, Brand and Strategic Initiatives..... Jasmine McCrawford  
 Director of Marketing, Live Events..... Stephanie Lynn  
 Senior Manager of Digital and Social ..... Jennifer Garavaglia  
 Senior Manager of Design, Partnerships ..... Nikki Summers  
 Senior Design Manager ..... Haywood Burdett  
 Manager of Performance Marketing ..... Karissa Jones  
 Manager of Social Media ..... Charlie Jordan  
 Creative Marketing Manager, Live Events ..... Kendall Saville  
 Creative Content Manager ..... Devin Carvajal  
 Manager of Digital Media..... William Pease  
 Social Media Coordinator ..... Ahmon Lott  
 Graphic Designer ..... Zack Breunle  
 Graphic Designer ..... McKenna Willis  
 Junior Graphic Designer..... Nick Johnson  
 Junior Graphic Designer..... Chris Powers  
 Digital Media Coordinator..... Brooke Hopfe  
 Social Media Coordinator ..... Josianne Keenan  
 Marketing Coordinator..... Matlyn Roof  
 Digital and Social Content Coordinator ..... Tori Edwards  
 Digital Operations Coordinator ..... Connor Devine  
 Social Media Coordinator ..... Noah Thomas



# STAFF DIRECTORY

## PARTNER RELATIONS

Vice President of Corporate Partnerships and Strategy ..... Anne Bocuzzi  
 Senior Director, Partner Relations ..... Lauren Baker  
 Director, Partner Relations and Events ..... Lauren Kirksey  
 Director, Partnership Activations ..... Trevor Bittenbender  
 Director, Partnership Activations ..... Aaron Malave  
 Director of Community Partnerships ..... Chris Sutton  
 Senior Account Manager, Partnerships Activations ..... Katherine Waske  
 Account Manager, Partnerships Activations ..... Nick Berry  
 Account Coordinator, Partnerships Activations ..... Cooper Krezek

## PEOPLE DEVELOPMENT AND ADMINISTRATION

Senior Vice President of Human Resources ..... Jessica Jones  
 Vice President of Culture and Inclusion ..... Victoria Croy  
 Culture and Inclusion Associate ..... Marcus Davis  
 People Operations Associate ..... Rachael Kistner  
 People Operations Associate ..... Emma Wiese

## REAL ESTATE AND DEVELOPMENT

President and Chief Design Officer of Iguana Investments Florida, LLC ..... Shanna Khan  
 Senior Vice President of Real Estate and Development ..... Drew Frick  
 Vice President of Real Estate and General Counsel ..... William Michaelis  
 Director of Construction ..... Lori Windisch  
 Director of Development ..... Henry Gaud  
 Asset Manager and Financial Analyst ..... David Paulk

## TECHNOLOGY

Chief Information Officer ..... Mike Webb  
 Vice President of Business Technology ..... Shannon Gray  
 Director of Production and Network Systems ..... Jason Dean  
 Senior Manager, Football Technical Support ..... Chris Yeiter  
 IT/AV Support Coordinator ..... Steven Shotola  
 Technical Support Analyst ..... Neira Mulahasanovic  
 Technical Support Analyst ..... Oscar Harris  
 Production Support Engineer ..... Tyler Stidham  
 Information Security Administrator ..... Jesus Carbonell  
 Network and Systems Manager ..... Gladston Dos Santos  
 Network Administrator ..... Alex Frennett  
 Network Administrator ..... Alex Faircloth  
 Network Technician ..... Jacob Hurley  
 Technology Administrator ..... Rayner Williams

## TICKETS SALES, SERVICE AND OPERATIONS

Vice President of Sales and Marketing ..... Chris Gargani  
 Senior Director of Ticket Sales and Service ..... Sean Flood  
 Senior Director of Premium Sales and Entertainment ..... David Altman  
 Director of Ticket Operations ..... Tim Bishko  
 Director of Member Experience and Retention ..... Aneisha Johnson  
 Director of Ticket Sales and New Business Development ..... Russell Rendon  
 Director of Group and Inside Sales ..... Shawn Dubrow  
 Senior Manager of Ticket Operations ..... Jim Scott  
 Senior Manager of Premium Member Experience ..... Christy Pavilando  
 Manager of Concert Ticketing ..... Carin Fleming  
 Manager of Member Experience and Retention ..... Alex Russell  
 Manager of Inside Sales ..... Taylen Douglas  
 Senior Account Manager, Ticket Sales ..... Andrew Parker

Senior Account Manager, Ticket Sales ..... Justin Hill  
 Senior Account Manager, Group Sales ..... Michael Benko  
 Account Manager, Group Sales ..... Brian Rehagen  
 Account Manager, Group Sales ..... Mark Jannuzzi  
 Account Manager, Group Sales ..... Jonathan Salmeron  
 Coordinator, Group Ticket Sales and Special Projects ..... Emory Ericksen  
 Account Manager, Ticket Sales ..... Dan Strong  
 Account Manager, Ticket Sales ..... Reed Davis  
 Account Manager, Ticket Sales ..... Samuel Pichura  
 Ticket Operations Specialist ..... Bryan Kupfer  
 Ticket Operations Specialist ..... Aliza Edo  
 Senior Premium Member Experience Specialist ..... Jacob Clayton  
 Senior Member Experience Specialist ..... Casey Welch  
 Premium Member Experience Specialist ..... Mackenzie Shaffer  
 Premium Member Experience Specialist ..... Chris Dellaiacono  
 Member Experience Specialist ..... Emily Lawrence  
 Member Experience Specialist ..... Tony Burns  
 Member Experience Specialist ..... Keona Jenkins  
 Member Experience Specialist ..... Chloe Duster  
 Sales and Champions Club Coordinator ..... Kimberly Baker  
 Inside Sales Representative ..... Justin Longa  
 Inside Sales Representative ..... Anjelicia DiSalvo  
 Inside Sales Representative ..... Jakob Knox  
 Inside Sales Representative ..... Daphne Sadler  
 Inside Sales Representative ..... Gabrielle Gonzalez  
 Inside Sales Representative ..... Michael Badke  
 Inside Sales Representative ..... Madeline Mancini

## INTERNATIONAL DEVELOPMENT

UK Grassroots Manager ..... Andrew Scott  
 UK Operations Coordinator ..... Mackenzie Cadman



 EverBank<sup>®</sup>



# Performance isn't a perk, it's the standard

Bank where everyone is an MVP

Performance accounts with rates that beat the competition.

Learn more at [everbank.com/jaguars](https://everbank.com/jaguars)



Official Bank of the  
Jacksonville Jaguars since 2010

©2025 EverBank N.A. 25EBS0143.20

Member  
FDIC

# EVERBANK STADIUM

## EVERBANK STADIUM



The structure currently known as EverBank Stadium has been home to the Jacksonville Jaguars for more than 30 years. Following the construction of the facility on the previous site of the city's Gator Bowl, the stadium, then known as Jacksonville Municipal Stadium, debuted in time for the team's inaugural preseason game on Aug. 18, 1995.

Jacksonville-based EverBank became the naming rights partner with the Jaguars when the stadium was named EverBank Field from 2010 through the 2017 season, changing to TIAA Bank Field in 2018 following a merger between the two banks that year. In 2023, the EverBank name returned with the EverBank Stadium name, bringing with it the tradition of partnership, reliability and trust, as the bank transitions to new ownership and renews its long-standing commitment to provide a financial advantage to all its nationwide consumer and commercial clients.


Throughout it all, Jaguars fans embraced "The 'Bank," a nickname that not only the fans but the team itself adopted. With EverBank returned to the stadium's title, "The 'Bank" will solidify its place in the Jaguars' tradition.

### LARGER THAN LIFE

EverBank Stadium is the proud home to the world's largest collection of outdoor in-stadium video boards. Making their debut in 2014, the two video boards are 362 ft. wide and 60 ft. high each making them wider than the length of a football field and, turned on their sides, taller than the Statue of Liberty. The boards feature 13mm HD pixel spacing and can show any combination of live action, instant replays, vivid graphics, colorful animations, up-to-the-minute statistics, scoring information and sponsor advertisements. The wide-angle viewing capability provides fans with a clear view of the displays from any seat in the stadium.

### JUST KEEP SWIMMING

Perhaps no feature at EverBank Stadium is more well-known than the two Tropical Smoothie Café Spas located on the top deck in the north end zone. Constructed in 2014, the two swim spas are still one-of-a-kind around the NFL and allow locals and visitors alike to cool off in the hot Florida sun. Guests can lounge in shaded cabanas in between dips in the pool and enjoy full concierge service. They can also join the party in the center of the Farah & Farah Fan Deck at EverBank Stadium. It's one of the biggest party scenes on game day as it's open to any ticketed guest in the stadium, regardless of seat location.



# STADIUM OF THE FUTURE

## STADIUM OF THE FUTURE



Upon the first shovels going into the ground, the path to progress on the Stadium of the Future was officially kicked off in February 2025. Over the next three years, the reimagining of the Jaguars home facility will be a testament to our commitment to Jacksonville's position as a world-class city, serving its people as the hub for sports, entertainment and community connection.

Through feedback from key stakeholders including Jaguars fans; the City of Jacksonville, the current stadium management company ASM, the athletic departments at the Universities of Florida and Georgia, TaxSlayer Gator Bowl leadership, and prominent concert promoters, who manage and decide where major stadium concerts are held throughout the year, the Jaguars designed a world-class facility that rivals any other.

The Stadium of the Future is a complement to the tremendous growth happening in Downtown Jacksonville, which includes the completion of riverfront parks, and the Four Seasons Hotel and Private Residences Jacksonville which will serve as the centerpiece of the adjacent Jacksonville Shipyards development.



# STADIUM OF THE FUTURE

## DESIGN HIGHLIGHTS

The key design features that stadium patrons would look forward to in the new facility include:

- A public subtropical Floridian nature park available for visitors and residents year-round to the elevated midlevel of the stadium on event days;
- Next generation transparent protective canopy providing sun, wind and rain protection, reducing heat retention by 70+ percent;
- Concourses that extend 360-degrees, four times wider than existing spaces, providing for convenient and safer movement of patrons attending sports, entertainment and special events;
- Flexible seating capacity from more than 63,000 to expand up to 70,000 to accommodate a range of professional and college sports, concerts and special events;
- A transformative environment creating distinctive event experiences through lighting and digital technology;
- Skyline and river views from lookout decks under a fritted roof membrane to introduce dispersed ambient light throughout the stadium interior;
- Increased seating options, including premium offerings from field to sky; and
- First-class interactive social bars, local food options and retail venues in communal spaces for all fans.

## TIMELINE

Proposed timeline for the Stadium of the Future:

- **February 2025:** Construction began
- **Jaguars' 2025 season:** Jaguars play at EverBank Stadium with 60,000+ capacity
- **Jaguars' 2026 season:** Jaguars play at EverBank Stadium at a reduced capacity (approx. 43,500)
- **Jaguars' 2027 season:** Jaguars play one season away from Jacksonville (Location: Orlando or Gainesville)
- **August 2028:** Stadium of the Future opens



# MILLER ELECTRIC CENTER

## MILLER ELECTRIC CENTER

The Miller Electric Center, a state-of-the-art 125,000 square-foot facility that serves as home to the Jaguars football operations, opened on July 18, 2023. A public-private partnership between the Jaguars and the City of Jacksonville, the Miller Electric Center includes locker rooms, training and medical facilities, office space and a draft room. It is home to two full-size grass practice fields and one indoor field, along with shaded public viewing stands, concession areas and a team store.

"Today is another example of vision becoming reality in Jacksonville," said Jaguars Owner Shad Khan at the grand opening celebration in 2023. "But what makes this particularly gratifying is the vision certainly wasn't mine alone. Our community, our city leadership, our football team and Miller Electric – everyone had the same vision and belief that we can do amazing things in Jacksonville. The best is still to come!"

- The dining hall is over **5,000** square feet in size and feeds players, coaches and staff three meals and two snacks every day. The facility has a full-service kitchen, a gas-fired pizza oven with a teal brick dome and features multiple self-serve and buffet stations.

- The team meeting room features auditorium seating for **153** with cushioned recliners. The room is designed with a video screen just over 23 feet wide and 13 feet high for watching film and other presentations.

- The Dream Finders Homes Locker Room includes **91** individual lockers allowing the full offseason camp roster to fit inside one space. It also features a sauna and steam room alongside showers and restrooms.

- The player lounge includes couches and recliners, televisions, a three-seat barbershop, ping pong table and a Full Swing golf simulator bay.

- The Miller Electric Center weight room is **9,420** sq. ft. with an additional **1,910** sq. ft. upper cardio deck. There are **14**-custom designed teal and black, Jaguars-branded weightlifting racks.

- The indoor field features two hanging goals posts and two scoreboards. The ceiling height offers **71** feet of clearance. The two outdoor practice fields include **144,000** square feet of natural hybrid Bermuda grass.

- The Miller Electric Center training room has **12** treatment tables and **six** taping tables as well as two full-size medical examination rooms and **three** in-ground hydrotherapy pools.

- A full recovery room offers players **eight** zero gravity massage chairs, a cryotherapy chamber, a float tank and two LED beds.

- There are **2,090** seats in the fully-shaded grandstand, which features **nine** overhead fans for circulation and an overhead speaker system.

- There are two permanent concession stands and the fan plaza has permanent restrooms, both men's, women's and a family restroom.

- A **900** sq. ft. pro shop is open for every training camp practice, every Friday, Thursdays on home game weeks, and during all home games.



**MILLER ELECTRIC CENTER**  
POWERING PERFORMANCE



## JAGUARS UK

Since making history in 2012 as the first NFL team to commit to playing four home games at Wembley Stadium, the Jaguars will celebrate their 11th game at the iconic stadium on October 19th, 2025, against the Los Angeles Rams.

The Jaguars became the first NFL team to ever play back-to-back games in London – one home game at Wembley and a road game at Tottenham Hotspur Stadium – in 2023. That ground-breaking development continued for a second consecutive year in 2024 when the team faced the Chicago Bears at Tottenham Hotspur Stadium on October 13th, followed by a home victory at Wembley Stadium in front of a record-breaking attendance. The Jaguars' 14th game in London, will be played in Week 7 of the NFL season against the L.A. Rams with kickoff at 2:30 PM BST.

### JAGTAG

Since first playing in London, the Jaguars have developed their own community-based programs, and at the end of 2024 were exceptionally proud to announce that 100,000 young people across the year had played a version of the flagship program JagTag across the UK and Ireland.

JagTag, presented by AO, is a simplified version of American football and is delivered country-wide. It has a starter version named JagTag 101, which progresses to JagTag and JagTag Xtra Time, with many progressing on to their local BAFA (British American Football Association) teams through the various programs. Some players are advancing as far as being offered scholarships to play in universities across the UK.

In addition, participants of any version of JagTag initiatives can apply to the Jaguars to become a recipient of the Gridiron Grant. In partnership with LGT Wealth Management, the Gridiron Grant is the first of its kind sports scholarship program in the UK, offering a full university tuition scholarship to two students to any UK university or vocational program of their choice.

### EXPANDING THE REACH

In 2022, the Jaguars were granted marketing rights to the UK as part of the NFL's International Home Marketing Area (IHMA) initiative, and have subsequently delivered coaching clinics and its JagTag program in Dublin. At the 2024 NFL Draft, the Jaguars became the first team to ever make a live draft pick from Ireland.

With a small but dedicated full-time team in the UK, the Jaguars are able to provide resources in market to maximize opportunities for the development and growth of the Jaguars brand across the UK and in the Republic of Ireland.

### MEDIA

Developing channels specifically designed for a wider audience is part of the UK team's strategy to encourage the growth of the game and fandom across the UK and Ireland. The now-established TealTalk, a Jaguars UK and Ireland podcast, has a cult audience.

UK-specific social channels feature content specifically designed for an audience 'across the pond' and more bespoke content is planned across YouTube, with expert pundits joining to talk through plays from games and preview upcoming fixtures.

## JAGUARS ON THE PROWL

First established in 2022, the official Player Tour became Jaguars on the Prowl in the summer of 2025. Presented by Visit Kissimmee, this summer's activation saw LB Foye Oluokun, K Cam Little and WR Louis Rees-Zammit, a Welsh National, visit the UK and participate in a fantastic event at Trailfinders Sports Club West London. This marked the largest event the Jaguars had delivered in the UK, combining community elements on the field with fan engagement off it.

Established with the intention of growing the Jaguars' fandom throughout the UK and Ireland, Jaguars on the Prowl welcomed new and established fans to learn more about the team and have an opportunity to hear directly from the players, while junior fans were lucky enough to experience coaching from the professionals.



# JAGUARS IN THE COMMUNITY

## BUILDING A BETTER JACKSONVILLE TOGETHER

Dear Community,

Each year, the Jaguars Foundation reiterates its commitment to improving the lives of our residents through its focus on neighborhood revitalization, youth development, and NFL-wide initiatives, including support for the military, cancer awareness and prevention, social justice, Hispanic heritage and non-profit engagement.

Since 2012, the Jaguars and Khan Family have donated more than \$37 million through the Jaguars Foundation in support of many worthy causes within those pillars. In 2024, our team continued this tradition in the community through numerous monetary grants and volunteer hours.

Among the initiatives spearheaded in the last year alone, I am especially proud of the efforts by the Jaguars Foundation to provide access to technology and training tools for Jacksonville residents to bridge the digital divide, including funding a new computer lab in the in the Historic Eastside and providing iPads and hands on learning for senior citizens at the inaugural Senior Technology Training Camp. Additionally, through our Jaguars PREP football development program, we positively impacted more than 10,000 youth and high school football athletes, continuing to grow the pipeline for the sport and make it accessible to more kids in Northeast Florida and beyond.

We are grateful for the work of Jaguars players and coaches who are also committed to improving lives in our community, including participating in food distribution drives, honoring military families and encouraging young athletes to continue their pursuit of football excellence. The awareness of our locker room's dedication went beyond our own community as the NFL recognized our own Arik Armstead as the 2024 Walter Payton Man of the Year for his tireless work related to reading and financial literacy through Jaguars Literacy Locker Rooms and EverBank Touchdowns for Tomorrow, among other initiatives.

At the time of the City Council vote for the Stadium of the Future in late spring 2024, I said "never doubt Jacksonville." I stand by this statement beyond measure. We are a mighty city with the most steadfast and resilient people – a people with a "can-do" mentality to ensure we build a better Jacksonville together.

It is a privilege to be a part of this community and a responsibility the Jaguars take seriously. I want to thank you for your abundance of support for the Jaguars Foundation and our mission. Go Jags!

Shad Khan

## BY THE NUMBERS

100



Programs and events activated

52,000



Youth football players and coaches impacted by Jaguars PREP

5,180



Individuals impacted by food distributions

2,590



Books donated

1,918



Staff volunteer hours

15,325



Home game tickets donated to local nonprofits

4,429



Honor Rows seats awarded



# JAGUARS IN THE COMMUNITY

## BUILDING A BETTER JACKSONVILLE TOGETHER

### NEIGHBORHOOD REVITALIZATION

The Jaguars believe when neighborhoods thrive, so do residents and ultimately their communities. The Khan family and the Jaguars Foundation made a \$1.3 million donation to LIFT JAX and its work with the Historic Eastside Community Development Corporation (CDC), supporting the revitalization of Jacksonville's OUTEAST neighborhood.

- **The Corner at Debs Store Grand Re-Opening** – In September 2024, the Jacksonville Jaguars celebrated the grand reopening of The Corner at Debs Store in Jacksonville's Historic Eastside. This Goodwill Industries of North Florida initiative offers fresh, affordable food plus career services through the GoodCareers Center. Originally serving the community since 1911, the Debs Store closed in 2011, leaving the neighborhood without a walkable grocer. This 2024 revival, supported by the Debs family, Goodwill, LIFT JAX, City of Jacksonville, Jaguars, VyStar and others, also includes a new computer lab with funding made possible from the Jaguars Foundation.
- **Buster Ford Checkerboard Park Cleanup** – Volunteers from VyStar Credit Union and the Jaguars teamed up with Florida Avenue, Main Street and OUTEAST residents to tackle phase three of the transformation of Buster Ford Checkerboard Park, located on A. Philip Randolph Boulevard. Volunteers installed plants, flowers, mulch and gravel, and cleaned storefronts along the APR corridor.
- **FSCJ and Goodwill A-STEP Program** – Last summer, the Jaguars supported the Florida State College at Jacksonville and Goodwill Industries of North Florida A-STEP (Academic Support Through the Employment Process) program's concentrated construction 'Building Futures Together' track. Jaguars Partner DeWalt Tools graciously provided the first graduating class with a bag of essential items to kickstart their construction careers.
- **The Jaguars Foundation Boys and Girls Club at Russell B. Cook Jr. Park** – The Jaguars continued support of the Boys and Girls Clubs of Northeast Florida with a \$250,000 donation towards a club renovation of the Jaguars Foundation Boys and Girls Club at Russell B. Cook Jr. Park in Jacksonville's Historic Eastside neighborhood. The renovations include major improvements to the building interior and structure, along with new equipment for recreational and academic use.
- **Community Fields** – The Jaguars, alongside the NFL Foundation, brought a new state-of-the-art track and football field to KIPP Bold City High School making it the 19th community field opened through the partnership in Northeast Florida. The Jaguars are committed to investing in community fields to provide safe, accessible spaces.



### NFL LEAGUE-WIDE INITIATIVES

The Jaguars are committed to making an impact, bringing awareness, driving change and honoring members of our community through the following campaigns and programs: Inspire Change, Crucial Catch, Legends, Play Football, My Cause My Cleats, Salute to Service and Hispanic Heritage Month.

- **Inspire Change** – In celebration of Inspire Change, the Jaguars became the first NFL team to address the technology gap for seniors—empowering them with tools to stay connected and informed in today's digital world. Through the inaugural Jaguars Senior Technology Camp, the Jaguars, in partnership with the AT&T Foundation and First Coast YMCA, brought together 90 senior citizens who each received a brand-new iPad and hands-on training in essential digital skills. The camp covered crucial topics like internet security, navigating health care platforms, transportation apps and more.
- **Crucial Catch** – The Jaguars hosted various events for families affected by cancer and supported local nonprofits that offer financial support and services for families.
- **Salute to Service** – The military is synonymous with Jacksonville, and we are proud to support our military community and honor members of the armed services year-round. Shad Khan and his family, through the Jaguars Foundation, have provided more than \$1 million dollars in support of the City of Jacksonville's Veterans Resource and Reintegration Center at City Hall.
- **Hispanic Heritage Month** – During Hispanic Heritage Month, the Jaguars hosted several events to amplify the rich history, heritage and traditions of Hispanics and Latinos. Through the Somos DUUUVAL initiative, the Jaguars recognized Hispanic and Latino leaders in our community, inspire youth to follow their dreams and celebrate the stories that elevate Latino culture in Jacksonville.
- **My Cause My Cleats** – Jaguars players' passions go beyond the game. More than 70 players and coaches participated in this year's campaign, bringing awareness to many important and worthy causes on the national stage.
- **Legends** – During the year, Jaguars Legends were active in the community, giving back through food distributions, supporting our military, visiting local schools, participating in youth football camps and more.



# JAGUARS IN THE COMMUNITY

## BUILDING A BETTER JACKSONVILLE TOGETHER

### YOUTH DEVELOPMENT

The Jaguars strongly believe in investing in our youth through education and sports. These two powerful tools offer productive environments in which youth can learn, grow and thrive. Through the Jaguars Literacy Locker Rooms, Honor Rows, scholarship opportunities and nonprofit partnership programs, we are seeing thousands of youth benefiting annually from the resources offered.

- **Literacy Locker Rooms** - Created in 2021 by the Jaguars Foundation, alongside Read USA and other partners, Literacy Locker Rooms were established to promote the importance of literacy to local youth. Jaguars players visit area elementary and middle schools, spending time reading to kids and discussing the impact that literacy has had on their lives through their own experiences. Corporate partners Florida Blue, Gallagher, JEA, Nemours and Whataburger made it possible to host Literacy Locker Rooms at John Love Early Learning Center, Beauclerc Elementary, The Guardian Catholic Schools, Andrew Robinson Elementary, Louis S. Sheffield Elementary and Julington Creek Elementary. More than 2,500 students received free books in 2024.
- **Girls Flag** - The Jaguars partnered with Florida High School Football to help identify the top 25 female athletes named to the 2024 Girls Flag ALL-PRÉP team. During the girls' flag football season, the Jaguars and media partner Action Sports Jax teamed up to highlight girls flag games and the top athletes and coaches of the week. Each Coach of the Week received a \$1,500 check for their school's football program. In 2024, the Jaguars Foundation once again awarded three "DREAM BIG" Scholarships in celebration of the program's third year to assist girls flag and tackle athletes with additional athletic and academic resources for college.
- **EverBank Touchdowns for Tomorrow Financial Literacy Camp** - EverBank, Junior Achievement of North Florida and Jaguars volunteers provided hands-on financial education lessons to 100 Duval County students using football drills and activities. Jaguars players and Legends participated and discussed the impact of financial literacy on their lives.
- **Girls Flag Preseason Classic** - With 45 teams and more than 1,000 high school girls flag athletes participating in the 2024 Jaguars Girls Flag Preseason Classic, female flag continues to be a rapidly growing sport in Northeast Florida and around the country.
- **High School Media Day** - Alongside partner Baker's Sports, the Jaguars hosted 60 local high school football teams at EverBank Stadium for their annual High School Media Day. Athletes were given the opportunity to be recognized, meet with the local media, take photos and receive giveaways ahead of their season.
- **Special Olympics Fantasy Camp** - Special Olympics Florida athletes took the field with the 2025 Jaguars' rookie class after signing one-day contracts with the team. The Jaguars surprised each athlete with custom jerseys at their lockers and General Manager James Gladstone onboarded each athlete to become a Jaguars player for a day!
- **Girls Flag Football Tournament** - The Jaguars hosted 16 Northeast Florida teams for the third annual Girls Flag Summer Tournament. Choctaw High School's team was crowned the champions in the 7v7 tournament and Southeast Bulloch High School won the tug-of-war contest.
- **Helmet Donations** - The Jaguars teamed up with Gatorade to surprise the Riverside High School football team with new helmets and equipment for their season. The Jaguars also kicked off Play Football Month by donating nearly 200 helmets to several local youth football programs.



# DAILY'S PLACE

## DAILY'S PLACE

Capitalizing on the ever-expanding intersection of sports and entertainment, Jaguars Owner Shad Khan partnered with the City of Jacksonville to open Daily's Place and Flex Field in May 2017. The state-of-the-art facility includes a 5,500-seat amphitheater and an indoor practice facility utilized by Jaguars' entertainment groups, youth sports and community events.

Daily's Place has become the leading destination for live entertainment and events in Northeast Florida. The unique, three-tiered, vertical design of the amphitheater at Daily's Place offers unparalleled sight lines from every seat in the venue. The last seat in the house is just 150 feet from the stage, giving every attendee an up-close-and-personal experience with every artist. The iconic Daily's Place roof that lights up the Jacksonville skyline ensures every seat is protected from the elements.

Performances at Daily's Place have included Kenny Chesney, Bob Seger, Sting, Lionel Richie, Mary J. Blige, Post Malone, Zac Brown Band, Jonas Brothers, Dave Matthews Band, Elevation Worship, Tedeschi Trucks Band and Pitbull as well as non-musical events such as wrestling events, NFL Draft parties, community events and pregame festivities for the Florida-Georgia football game, TaxSlayer Gator Bowl and Jaguars games. Details on all events coming to Daily's Place can be found at [www.dailysplace.com](http://www.dailysplace.com).



# EXECUTIVES



**SHAD KHAN**

OWNER

SEASONS WITH JAGUARS: 14

Shad Khan, described in a *Forbes* magazine cover story in 2012 as the “New Face of the American Dream,” and later by the same magazine as one of the world’s greatest living business minds, saw his goal of owning an NFL team become reality on Dec. 14, 2011, in a unanimous 32-0 vote by NFL owners in support of his purchase of the franchise.

A naturalized U.S. citizen, Khan arrived alone from Pakistan in 1967 at age 16 to study at the University of Illinois. With a B.S. in industrial engineering in 1971, he quickly ascended to engineering manager at Flex-N-Gate, then a small automotive parts manufacturer in Urbana, Illinois. In 1978, Khan left and with \$13,000 in savings and \$50,000 from the Small Business Loan Corporation, he created the start-up Bumper Works, which revolutionized manufacturing through an innovative one-piece bumper design that remains the industry standard. When Flex-N-Gate came on the market two years later, Khan purchased his former employer, brought Bumper Works into the fold and in the decades that followed built the company into the global leader it is today.

Flex-N-Gate is currently ranked by *Automotive News* as the sixth largest original equipment supplier in North America, the 44th largest supplier in Europe and the 32nd largest supplier in the world. Flex-N-Gate employs nearly 26,000 people at 78 manufacturing facilities and five advanced product development centers throughout the United States, Canada, China, Mexico, Argentina, Italy, Germany, France and Spain.

Khan’s passion for the National Football League took root long before his entry into the league. His dream of one day owning an NFL team began while watching games with his fraternity brothers at the Beta Theta Pi house as a student at the University of Illinois. After closing on the purchase of the Jaguars on Jan. 4, 2012, Khan has been an active owner on NFL matters, a fan-friendly owner for the Jaguars and a tireless supporter for the continued advancement of the Jacksonville community, particularly its downtown.

Khan chairs two important NFL committees – the Legalized Sports Betting Committee, to which he was appointed chairman in 2018, as well as the influential Business Ventures Committee, which he has led since 2016. Khan was also elected by his fellow team owners to the important Compensation Committee and sits on the NFL Network Committee, the Finance Committee and the Health and Safety Committee. Separately, Khan’s vision for international growth, both for his Jaguars and the NFL, has been celebrated throughout sports and business circles as being the only team owner who made a long-term commitment to annually play in the important London and UK market. His initial four-year agreement to play one home game in each season from 2013 to 2016 was extended through the 2027 season, with the home game this year again being played at Wembley Stadium, the national stadium of England.

In 2013, Khan complemented his sports club portfolio with his purchase of Fulham Football Club, established in 1879 as the oldest professional club in London. Fulham’s famed home ground, Craven Cottage, recently saw the completion of a spectacular renovation with the introduction of Fulham Pier – a one of a kind mixed use destination that also serves as the club’s premium match-day hospitality spectator stand on the banks of the River Thames. Fulham has finished comfortably in the mid-table of the English Premier League the past three seasons.

In September 2016, Khan purchased full ownership of Four Seasons Hotel Toronto, regarded universally as one of the premier destinations in the luxury hotel segment anywhere in the world. The property, located in the fashionable Yorkville neighborhood, continues to be managed by Four Seasons Hotels and Resorts and deepens Khan’s roots in Canada, where Flex-N-Gate operates 11 plants in Ontario.

In 2019, Khan and his son Tony launched All Elite Wrestling (AEW), the red-hot professional wrestling promotion that presents more than 100 live events a year around the world and injects new spirit, freshness and energy into the industry. AEW produces 9 successful pay-per-view events a year and broadcasts 2 television shows each week, AEW Dynamite on Wednesday nights on TBS and streaming on Max, and AEW Collision on Saturday nights on TNT and streaming on Max, all of which are available in 140 countries worldwide. AEW recently celebrated its 300th episode of Dynamite and was valued at \$2 billion by *Forbes*.

In Jacksonville, Khan’s belief in the potential of downtown helped lead to the Jaguars’ new sports performance home, the Miller Electric Center. Adjacent to EverBank Stadium, the Miller Electric Center is the result of a public-private partnership between Khan and was opened this year as a 125,000 square-foot facility that will house all of the team’s football staff and football operations including locker rooms, training and medical facilities, office space and a draft room. The complex includes two full-size grass practice fields as well as one indoor field along with shaded public viewing stands, concession areas and a team store.

The Miller Electric Center was the initial stage of a downtown effort to spur development of the nearby Jacksonville Shipyards and create a path toward the Stadium of the Future, whose plans were introduced in 2023 with private-public partnership funding approved by the City of Jacksonville in June 2024. The \$1.4 billion stadium renovation project is underway, with completion targeted for 2028.

Iguana Investments, Khan’s affiliate real estate and development entity led by his daughter Shanna, is spearheading the Jacksonville Shipyards project that includes the highly anticipated Four Seasons Hotel and Private Residences Jacksonville, a restored Met Park, a modernized marina and a six-story office building, all of which will create hundreds of new jobs, generate vital tourism revenue, attract residents and spark additional opportunities for emerging local businesses. Iguana also became owner and manager in 2022 of the locally beloved Seahorse Oceanfront Inn and Lemon Bar in nearby Neptune Beach.

Khan and his wife, Ann, are philanthropic leaders both in Jacksonville as well as in Illinois, where they met as students while attending the University of Illinois. Since 2012, the Khans have focused their charitable giving in the Jacksonville community through the Jaguars



# EXECUTIVES

Foundation. Through the Foundation, they have provided more than \$38.1 million in grants since 2012, including \$20.7 million in the past five years. These grants support youth development, neighborhood revitalization, military and veterans programs, and other NFL and team-related initiatives.

Significant grant support has been provided for key initiatives. The Khan family's strong commitment to our military and veterans includes a \$1.8 million partnership with the City of Jacksonville's Veterans Resource and Reintegration Center at City Hall, now in its ninth year of operation. A major contribution was made to the Baptist Health Foundation resulting in a \$2.3 million endowment to help bring the nationally renowned MD Anderson Cancer Center to the Baptist Health downtown campus in Jacksonville. Khan and the Jaguars Foundation also responded to the devastation wrought in northeast Florida by Hurricane Irma in 2017 with a gift of \$1 million to the United Way of Northeast Florida's First Coast Relief Fund and donated 5,000 tickets to the Jaguars' home opener to first responders and local residents impacted by the hurricane.

In 2020, Khan donated \$1 million to Jacksonville-area efforts dedicated to COVID-19 relief and response. And, most recently, the Khan family made a personal commitment of \$5 million to the Jacksonville Museum of Science and History (MOSH) for its capital campaign to build a new state-of-the-art interactive museum on the north bank of downtown Jacksonville, while the Jaguars Foundation made a \$1 million contribution on behalf of the Khan family to LIFT JAX in support of the major community revitalization efforts of the OutEast neighborhood, neighboring EverBank Stadium.

Additionally, in 2024 the Jaguars Foundation provided a \$400,000 grant to support the Sounds of Hope giving campaign for Nemours Children's Health for an updated Audiology Center.

On Dec. 16, 2018, Khan, an immigrant who became a naturalized U.S. citizen, joined 65 North Florida residents originally from 38 different countries as they took their final step in saying the "Oath of Allegiance" in front of 65,000 fans to officially become Naturalized U.S. Citizens at halftime of the Jaguars' home game against Washington. It marked the first-ever U.S. citizenship ceremony held during an NFL game and now represents a tradition Khan has continued during a Jaguars home game every season since.

Emblematic of his spirit of living the American Dream, Khan was honored earlier this year by the Carnegie Corporation of New York as a member of the 2025 class of Great Immigrants and Great Americans, whose contributions and actions as naturalized citizens have enriched and strengthened our society and democracy.



# EXECUTIVES



## TONY KHAN

CHIEF FOOTBALL STRATEGY OFFICER

SEASONS WITH JAGUARS: 14

Tony Khan, a thought-leader in the world of sports analytics and insights, enters his 14th season with the Jaguars and his fifth in the capacity of chief football strategy officer.

Under Khan's guidance, the Jaguars created a Football Technology and Analytics group in 2012. In addition to being a valued asset to the coaching and scouting departments, the analytics team also explores new technology and its applications within all areas of the Jaguars organization, including player development, injury prevention, game analysis and player evaluation.

Khan, who with his father Shad Khan is an owner of Fulham Football Club of the English Premier League, was named Fulham's vice chairman and director of football operations in February 2017.

Over the past eight years at Fulham, Khan has played an integral role in the identification, recruitment and signing of the players while continuing to oversee the club's statistical research department, which he created in 2015 to analyze football player performance and develop proprietary football performance. Fulham won the SkyBet Championship in 2021-2022 to earn promotion to the English Premier League, where the club has finished comfortably in the midtable the past two seasons.

Khan shook the world of sports and entertainment in January 2019 with the launch of All Elite Wrestling (AEW), a new professional wrestling league which has taken the sports and entertainment industry by storm. As CEO, GM and Head of Creative, Khan has led the company to defy expectations with its meteoric rise, world-class roster, pop culture infiltration and highly entertaining product that draws the youngest-skewing wrestling audience on television. Under Khan's leadership, AEW produces successful pay-per-view events each quarter and broadcasts three television shows each week, "AEW: Dynamite" on Wednesday nights on TBS, "AEW: Rampage" on Friday nights on TNT and "AEW: Collision" on Saturday nights on TNT, all of which are available in 140 countries worldwide.

Khan also is the owner and chairman of TruMedia Networks, a Boston-based engineering firm specializing in sports analytics solutions for leagues, franchises and media partners across the sports industry. Khan acquired TruMedia Networks in 2015, and under his ownership, the company has expanded its sports analytics engineering services, with clients including ESPN, the NFL, Zebra and over 90 percent of all Major League Baseball clubs.

In 2018, Khan made a strategic investment into Activist, an entertainment company that protects and builds all aspects of an artist's career while leveraging their authentic voice and related platform in an effort to effect positive change. Activist, steered by industry leaders Bernie Cahill and Greg Suess, provides comprehensive management services for its clients including music management, talent and brand management, and film and TV development.

Khan, who grew up in Champaign, Ill., is a frequent panelist at sports, entertainment and analytics conferences throughout North America. He graduated from the College of Business at the University of Illinois in 2007 with a Bachelor of Science degree in finance.



# EXECUTIVES



## SHANNA KHAN

PRESIDENT, KHAN FAMILY OFFICE AND PRESIDENT AND CHIEF DESIGN OFFICER, IGUANA INVESTMENTS

SEASONS WITH JAGUARS: 14

Shanna Khan is a visionary leader and driving force behind some of Jacksonville's most transformative projects, overseeing her family office's global portfolio of development and investment properties and initiatives, including the landmark Four Seasons Hotel and Private Residences Jacksonville and the Jacksonville Shipyards. Shanna guides the vision, strategy and achievements of these high-impact projects, which are positively reshaping the identity of Downtown Jacksonville's Northbank district.

From the outset, Shanna led the aesthetic and experiential vision for the Shipyards, ensuring that each new component — from the Four Seasons Hotel and Residences, new six-story office building, and revitalized marina, to the reimaged Metropolitan Park, and scenic riverwalk— reflects future-proof enduring design and timeless value.

Shanna is also the founder and CEO of Shanna Collective, a bespoke enterprise which has already advanced timeless design and developments in custom and multi-family residential, commercial, aviation and marine, luxury goods, and hospitality sectors. She founded and acts as chief investment officer of Shanna Capital, a private investment fund that has led and financed complex mixed-use real estate developments nationwide for over a decade.

Shanna's national real estate development projects include 919 West Fulton, an 11-story mixed-use Chicago development that recently received a prestigious Co-Star Impact Award, as well as Broadway Chapter, a multifamily community in Fort Worth, Texas. In Illinois, Shanna conceived, designed and delivered The Resort at Urbana Country Club, a luxury three-level boutique hotel with world-class amenities. Once complete, she then led the complete renovation of the club's historic Tom Bendelow-designed golf course, which reopened in 2025.

Shanna's leadership extends to the boardroom, having served as an independent director for Yellowstone Acquisition Company (NYSE: YSAC), which successfully merged with Sky Harbour LLC (NYSE American: SKYH), an owner and developer of business aviation complexes.

Dedicated to philanthropy and community, Shanna serves as a director for both the Jacksonville Jaguars Foundation and the Khan Foundation, Inc. She has made significant gifts to Jacksonville's cultural institutions, including a \$5 million donation to the Museum of Science and History Genesis Campaign and a \$1 million contribution to the Museum of Contemporary Art for the acquisition of Frank Stella's "Jacksonville Stacked Stars." Her passion for animal welfare is reflected in her role on the PAWS Chicago Development Board and her family's game-changing \$15 million donation to the University of Illinois Veterinary Teaching Hospital's integrated oncology program.

Shanna holds an honors Bachelor of Science in Accountancy from the University of Illinois at Urbana-Champaign. Early in her career, she served the U.S. House of Representatives as an Immigration and International Affairs Specialist, facilitating joint initiatives with the U.S. State Department and other federal agencies.

Shanna, with her father, Shahid Khan, and her brother, Tony Khan, is a proud owner of the Jacksonville Jaguars (NFL) and Fulham Football Club (English Premier League).



# EXECUTIVES



## MARK LAMPING

PRESIDENT

SEASONS WITH JAGUARS: 14

Mark Lamping was named president of the Jacksonville Jaguars on February 13, 2012. Now in his 32nd year as an executive in professional sports, Lamping became the Jaguars' first president since the end of the 1996 season, and currently serves on the NFL Security and Conduct Committee. In February 2025, the Jaguars announced Lamping and the club agreed to an employment contract extension through March 2030.

Lamping's career highlights include 13 years as a marketing executive with Anheuser-Busch, 14 seasons as president of Major League Baseball's St. Louis Cardinals and four years as CEO of New Meadowlands Stadium Company, where he oversaw the construction and operation of MetLife Stadium, home to the New York Giants and New York Jets of the NFL. The Giants' 2012 Super Bowl victory enabled Lamping to become one of the few sports executives to have received both a Super Bowl ring and World Series Championship ring. Lamping earned his World Series ring as president of the St. Louis Cardinals following their 2006 championship season.

As president of the Jaguars, Lamping oversees all team business operations in addition to managing other initiatives driven by team owner Shad Khan. Examples of Lamping's business impact include the team's commitment and investment in London and the United Kingdom, the construction and operation of Daily's Place and the launch of the 1st Downtown Jacksonville initiative that would spearhead the Stadium of the Future project. The \$1.4 billion, public-private Stadium of the Future partnership was ratified by the Jacksonville City Council in June 2024 and then approved by the National Football League in October 2024, ensuring a modern downtown home for the Jaguars that will serve the team, Downtown Jacksonville and the entire North Florida region for generations to come. Construction related to the Stadium of the Future has begun, with the project slated for completion in time for the 2028 season.

As part of the stadium package, Lamping also steered a \$300 million community benefits agreement with the City of Jacksonville that will support the nearby OutEast neighborhood, downtown parks, workforce development, affordable housing and more.

Under Lamping's direction and in partnership with the city, the Jaguars opened the Miller Electric Center in 2023 to serve as the new cutting-edge home for all Jaguars football operations. Lamping has also overseen many major fan-friendly enhancements to EverBank Stadium, including the installation of the world's largest video boards in 2014, a comprehensive renovation of Stadium Club areas, the construction of the 5,500-seat Daily's Place amphitheater which hosts 30+ concerts annually and numerous other amenities that have helped to transform and keep the stadium relevant for today's sports and entertainment fan.

In 2013, Lamping was named as a non-executive board member of Fulham Football Club, Khan's club that in August 2025 will compete in its fourth consecutive season in the English Premier League.

Lamping previously served as president and CEO of the New Meadowlands Stadium Company, LLC, beginning in 2008. The New Meadowlands Stadium Company was the joint venture formed between the New York Giants and the New York Jets to develop the \$1.6 billion stadium in East Rutherford, NJ. Lamping was responsible for managing the construction, sales, marketing and operation of MetLife Stadium, which opened in April 2010. In addition to numerous awards, in both 2010 and 2011, Billboard magazine named MetLife Stadium as the highest grossing stadium in North America. Lamping also helped lead the successful bid to host the 2014 Super Bowl, which was the first Super Bowl played in an open-air stadium in a cold weather city.

Lamping was the president of the St. Louis Cardinals for 14 years, from September 1, 1994, until March 31, 2008. In addition to the club's 1996, 2000, 2001, 2002 and 2005 Central Division titles and 2004 National League Championship, the Cardinals earned their 10th World Championship in 2006. In 1999 and again in 2003, the Cardinals were honored by United Sports Fans of America as Major League Baseball's Fan Friendly Team for their superior efforts to make a day at the ballpark more affordable and enjoyable. In addition to managing the club's business and facility operations, Lamping led the Cardinals' new ballpark initiative, and on April 10, 2006, the Cardinals officially dedicated the new ballpark, Busch Stadium. The perfect ending to the inaugural season at new Busch Stadium came in October with the Cardinals winning their 10th World Championship.

From 1989 to 1994 Lamping served as Anheuser-Busch's group director of sports marketing. In that position, he managed all domestic and international sports marketing activities for Anheuser-Busch's beer brands, including sponsorship agreements with the Olympics, FIFA World Cup and all major professional sports, including Major League Baseball, the National Football League, the National Hockey League and the National Basketball Association. Lamping also oversaw Bud Sports Productions, Anheuser-Busch's television and radio sports production company.

Lamping joined Anheuser-Busch in 1981 in the company's Corporate Planning Executive Development Program. He then served in a variety of positions including district sales manager in Southern Illinois and Central Iowa, senior brand manager for new products and director of sales operations before being named group director of sports marketing in 1989.

Lamping currently serves on the boards of directors of the American Cancer Society CEOs Against Cancer, Jacksonville Civic Council, JAXUSA Policy Council, and Special Olympics Florida Advisory Council. In 2015, Lamping was honored as Community Champion by the North Florida Chapter of the Multiple Sclerosis Society and received Community Connections' Florence N. Davis Award for Community Achievement. In addition, in 2017 Lamping was inducted into the First Coast Business Hall of Fame and received the Living and Giving Award from the Juvenile Diabetes Research Foundation. In 2021, Lamping was inducted into the Missouri Sports Hall of Fame in recognition of his career.



# EXECUTIVES

accomplishments as a sport and marketing executive. And in 2022 he received the distinguished American Award from the St. Louis Chapter of the National Football Foundation.

While in St. Louis, Lamping was involved in a variety of charitable organizations, including board of directors, Habitat for Humanity and St. Louis Cardinals Community Fund; chairperson of the Make-A-Wish Foundation Golf Classic in 1997, 1998, and 1999; chairman of the St. Louis Archdiocese Catholic Charities 2000 and 2001 Christmas Appeal and he also served as a chairperson for Pope John Paul's 1999 visit to St. Louis.

In 1998, Lamping was also honored in St. Louis as Man of the Year by the local chapter of Sudden Infant Death Syndrome Resources and received the James O'Flynn Award from St. Patrick's Center in recognition of his work to help the homeless in the St. Louis area. In addition, Lamping was the recipient of the Catholic Youth Council 2000 Community Achievement Award and the 2001 Marianist Youth Medal. Big Brothers and Big Sisters of St. Louis honored Lamping with its 2001 Legacy Award. In 2006 Lamping was presented the Gateway Leadership Award from the International Leadership Network. Lamping has been inducted into the Vianney High School Hall of Fame and was named 2000 Alumnus of the Year for outstanding achievement by Rockhurst University.

A St. Louis native, Lamping holds a Bachelor of Science degree in accounting from Rockhurst University in Kansas City, Missouri, and a master's degree in business administration from Saint Louis University. Mark and his wife Cheryl have three children, Brian, Lauren, and Timothy, and eight grandchildren.



# EXECUTIVES



## TONY BOSELLI

EXECUTIVE VICE PRESIDENT OF FOOTBALL OPERATIONS

SEASONS WITH JAGUARS: 1

Tony Boselli, the Jacksonville Jaguars first-ever draft selection and Pro Football Hall of Fame member, was appointed Executive Vice President of Football Operations for the team on February 3, 2025.

Alongside Head Coach Liam Coen and the team's general manager, Boselli reports directly to Jaguars Owner Shad Khan as part of the team's football leadership unit. He is responsible for player engagement, football technology, football travel and logistics, equipment, sports performance, team security and football communications. Boselli also serves as the liaison between football operations and the business side of the Jaguars to ensure a unified and successful organization as a whole.

Boselli was the second overall pick in the 1995 NFL Draft and the first-ever draft selection by the Jaguars. A five-time Pro Bowl selection (1996-2000) and three-time All-Pro (1997-99), he started 90 of 91 career games as well as six playoff games from 1995-2001. Boselli led the way for Jaguars all-time leading rusher RB Fred Taylor to post nearly 3,500 yards and 32 TDs in the four seasons during which he blocked for Taylor. In addition to clearing the way for Taylor, he protected Jaguars all-time leading passer QB Mark Brunell.

During his seven seasons in the NFL, Boselli allowed only 15.5 sacks, and was the first Jaguars player to be inducted into the team's Pride of the Jaguars. His dominance was again recognized when he was selected to the NFL's All-Decade team of the 1990s. Boselli was named No. 1 on the Jaguars All-25 in 2019, a collection of the top 25 non-active players in franchise history, as voted on by members of the local media. Boselli was enshrined in the Pro Football Hall of Fame on August 6, 2022, becoming the 355th individual in the history of the game and the first Jaguars player to receive the honor.

Boselli has been under contract with the Jaguars over many years, serving as a game day radio analyst and frequent contributor to Jaguars.com reporting, in addition to representing the team as an NFL Legends ambassador and throughout the community. In 2010, Boselli led the successful Team Teal grassroots effort to strengthen the Jaguars' foundation in Jacksonville, appealing to fans and businesses to purchase season tickets and sponsorships to show the NFL and the world the power of Jacksonville and North Florida as an NFL market.

Boselli has also served as the lead analyst for Thursday Night Football on Westwood One and worked as an NFL game analyst and sideline reporter for Westwood One.

Boselli has more than 15 years of executive leadership experience across the healthcare, education and government sectors. Since 2022, he served as President and Chief Growth Officer for all.health, a healthcare technology company where he was responsible for the expansion of providers and payers using the all.health ICM Platform for the management of their patient population. Prior to this role, he was Senior Vice President at Optum for two years, focusing on the development of partnerships with health systems and payers to accelerate their growth and performance agenda after serving as COO/President of CareDox, connecting K-12 public schools with the healthcare system, delivering no-cost solutions to families and schools.

In 2013, Tony founded Healthy Schools, LLC helping children to thrive through health-focused educational programs supporting parent leaders in Florida K-12 public schools. In 2010, he founded Right Coast Strategies, a consulting firm for public relations and government affairs, where Tony's focus was business development, partnerships, local government contracting, lobbying firm relationships.

Boselli lives in Ponte Vedra, Fla., with his wife, Angi. The couple has five children: Andrew, Adam, Ashli, Alexis and Anslie. Along with Angi, he founded the Boselli Foundation during his rookie year in 1995, an organization helping at-risk youth cultivate high self-esteem and to succeed at home, at school and at play.

Boselli earned his business degree from University of Southern California, achieving Academic All-American while he played football. He was also a two-time All-American on the field, and a member of both the College Football Hall of Fame and the USC Hall of Fame.



# COACHING STAFF



## LIAM COEN

HEAD COACH

SEASONS WITH JAGUARS: 1

SEASONS WITH NFL: 6

### COEN'S COACHING EXPERIENCE

Year	School/Team	Position
2025	Jacksonville Jaguars	Head Coach
2024	Tampa Bay Buccaneers	Offensive Coordinator
2023	Kentucky	Offensive Coordinator/Quarterbacks
2022	Los Angeles Rams	Offensive Coordinator
2021	Kentucky	Offensive Coordinator/Quarterbacks
2020	Los Angeles Rams	Assistant Quarterbacks
2018-19	Los Angeles Rams	Assistant Wide Receivers
2016-17	Maine	Offensive Coordinator
2014-15	UMass	Quarterbacks/Passing Game Coordinator
2012-13	Brown	Quarterbacks
2011	Rhode Island	Quarterbacks/Passing Game Coordinator
2010	Brown	Quarterbacks

- Under his guidance as offensive coordinator, the Buccaneers were the only offense in 2024 and the fourth offense since 2018 to rank in the top five in the NFL in yards per game (399.6; third), scoring (29.5; fourth), passing yards per game (250.4; third) and rushing yards per game (149.2; fourth)
- Led Tampa Bay to become the first team in NFL history to finish a season averaging 5.0-plus yards per rush (5.3) and a completion percentage of over 70.0 (71.5)
- Improved the NFL's worst-ranked rush offense in 2022 and 2023 to a ground game that finished third in yards per rush (5.3) and fourth in rush yards per game (149.2) in 2024... The Buccaneers offense moved from 23rd in total yards per game (313.0) in 2023 to third (399.6) in 2024
- One-of-three teams in 2024 to throw for 4,000-plus yards (4,257) and rush for 2,000-plus yards (2,536)
- Totaled 10 games with over 400 yards of offense, tied with Baltimore for the most in the NFL in 2024, and was the only team with three 500-yard performances... Tied Detroit for first in the NFL in 20-point games in 2024 (16)
- Set Buccaneers single-season franchise records including completion percentage (71.5 percent), passer rating (106.8), yards per rush (5.3), rushing yards (2,536) and third-down conversion rate (50.9 percent)

Liam Coen was named head coach of the Jacksonville Jaguars on January 24, 2025.

Coen arrives in Jacksonville after spending one season as the offensive coordinator for the Tampa Buccaneers (2024). In his lone season in Tampa Bay, he led the NFL's only offense that finished in the top five in yards per game (399.6), scoring (29.5), passing yards per game (250.4) and rushing yards per game (149.2). Under Coen's direction, the Buccaneers became the first team in NFL history to complete 70 percent of their passes and average over 5.0 yards per carry throughout an entire season, in addition to becoming just the second team in league history with 40-plus passing touchdowns and 5.0-plus yards per rush in a single season.

Tampa Bay's offense established a number of single-season franchise records under Coen, including completion percentage (71.5 percent), passer rating (106.8), yards per rush (5.3), rushing yards (2,536) and third-down conversion rate (50.9 percent). Coen oversaw a complete overhaul of the team's rushing attack, improving the NFL's worst-ranked rush offense in 2022 and 2023 to a ground game that finished third in yards per rush and fourth in rush yards per game in 2024. Coen's 2024 offense was one of three across the league to throw for 4,000-plus yards and rush for 2,000-plus yards last season, alongside the Baltimore Ravens and Detroit Lions.

Individually, Coen helped QB Baker Mayfield to career highs in passer rating (106.8), completion percentage (71.4 percent), passing touchdowns (41) and passing yards (4,500), which put him among a group of 10 quarterbacks in NFL history with 4,500-plus yards and 40-plus passing touchdowns in a single season. Additionally, Coen oversaw OL Tristan Wirfs' Pro Bowl and first-team Associated Press All-Pro season and WR Mike Evans' NFL-record-tying streak of 11 consecutive 1,000-yard receiving seasons. Mentored by Coen, RB Bucky Irving led all rookies in scrimmage yards (1,514), rushing yards (1,122) and rushing touchdowns (eight), while WR Jalen McMillan tied for second among this year's rookie class in receiving touchdowns (eight).

Coen brings 15 years of coaching experience to Jacksonville, including five years in the NFL. Before his stint with Tampa Bay, Coen served as the offensive coordinator and quarterbacks coach at the University of Kentucky for the 2023 and 2021 seasons during which he put forth two of the highest-scoring single seasons in school history. The 2021 Wildcats team amassed 56 total touchdowns while the 2023 Wildcats team scored 50 total touchdowns.

Prior to his most recent stint with the Wildcats, Coen was the Rams' offensive coordinator in 2022 after spending time as the club's assistant quarterbacks coach (2020) and assistant wide receivers coach (2018-19). Coen contributed to an offense that ranked among league leaders across those seasons in passing yards per game (248.1; sixth), third-down conversion rate (41.9 percent; eighth), and rushing touchdowns (77; fourth).

As assistant wide receivers coach in 2018, Coen helped guide Robert Woods and Brandin Cooks, who each topped 1,200 yards that season on the way to a Super Bowl appearance. The following year, Woods



# COACHING STAFF

and Cooper Kupp each surpassed 1,100 receiving yards, marking the latter's first 1,000-yard campaign.

Prior to his time with the Rams, Coen spent two seasons as the offensive coordinator for the University of Maine (2016-17). He came to the University of Maine from the University of Massachusetts (2014-15), where he had served as the quarterbacks coach and passing game coordinator. Coen also spent three years as the quarterbacks coach at Brown University (2010, 2012-13) and one year

as the quarterbacks coach and passing game coordinator at the University of Rhode Island (2011).

Prior to his coaching career, Coen played quarterback at the University of Massachusetts. He holds the program records for completions (830), attempts (1,302), completion percentage (63.7 percent), passing yards (11,031), yards per attempt (8.5), passing touchdowns (50) and passer rating (150.7). He graduated in 2008 with a degree in communications. A native of Wakefield, Rhode Island, Coen and his wife, Ashley, have two sons, Jackson and Callahan.



# COACHING STAFF



## GRANT UDINSKI

OFFENSIVE COORDINATOR

SEASONS WITH JAGUARS: 1

SEASONS WITH NFL: 6

### UDINSKI'S COACHING EXPERIENCE

Year	School/Team	Position
2025	Jacksonville Jaguars	Offensive Coordinator
2024	Minnesota Vikings	Assistant Offensive Coordinator/Assistant Quarterbacks
2023	Minnesota Vikings	Assistant Quarterbacks/Chief of Special Projects
2022	Minnesota Vikings	Assistant to the Head Coach/Special Projects
2020-21	Carolina Panthers	Coaching Assistant
2019	Baylor	Graduate Assistant

- Spent the 2024 season as assistant offensive coordinator/assistant quarterbacks coach for Minnesota, helping the Vikings offense finish top 10 in the NFL in games of 20-plus points (tied-second; 15) passing yards per game (sixth; 237.8), passing yards per play (seventh; 7.38), points per game (ninth; 25.4) and first downs per game (10th; 20.8)
- Under Udinski's guidance, QB Sam Darnold finished the 2024 regular season fifth in the NFL in passing yards (4,319) and passing touchdowns (35) and sixth in passer rating (102.5), and tied for the second-most games with a 100.0-plus passer rating in a single season in NFL history (13)
- In his first season as assistant quarterbacks coach (2023), the Vikings finished in the top 10 in the NFL in passing yards per game (fifth; 256.4), fourth-down percentage (tied-sixth; 58.62), passing yards per play (ninth; 6.91) and first downs per game (10th; 20.0)
- The 2023 Vikings quarterbacks combined for 74 completions of 20-plus yards, the second-highest total in the league, and 30 touchdown passes, tied for fourth-most in the league

Grant Udinski was hired as offensive coordinator on February 5, 2025. He enters his sixth season coaching in the NFL and spent the past three seasons (2022-24) with the Minnesota Vikings, most recently as the assistant offensive coordinator/assistant quarterbacks coach.

During the 2024 season, the Vikings offense finished top 10 in the NFL in multiple categories including sixth in passing yards per game (237.8), seventh in passing yards per play (7.38), ninth in points per game (25.4) and 10th in first downs per game (20.8). Minnesota was 9-1 in one-possession games in 2024, the second-best mark league-wide. Their 15 games with 20-plus points scored tied for second-most in the NFL and their 432 total points marked their third-highest total in franchise history. Three members of the Vikings offense (QB Sam Darnold, WR Justin Jefferson and T Brian O'Neill) were named to the 2025 Pro Bowl Games, and Jefferson was voted a unanimous AP First-Team All-Pro.

QB Sam Darnold finished the regular season fifth in the NFL in passing yards (4,319) and passing touchdowns (35) and sixth in passer rating (102.5). He became the first quarterback in NFL history to record 14 wins in his first season with a team and the winningest quarterback in a single season in Vikings history. Darnold finished tied for the second-most games with a 100.0-plus passer rating in a season in NFL history (13), matching the season totals of Aaron Rodgers in 2011, Patrick Mahomes in 2018 and Lamar Jackson in 2024 (min. 20 attempts). He led the NFL in completions of 20-plus yards with 62 and completions of 25-plus yards with 41.

Jefferson ranked second in the NFL with 1,533 receiving yards. His 28 receptions of 20-plus yards led the NFL and were seven more than any other player, and his 14.9 yards per reception were the highest in the league (min. 70 receptions). His team-leading 10 touchdown receptions tied his career best. WR Jordan Addison posted 875 receiving yards and nine receiving touchdowns, tying for second in franchise history for the most receiving touchdowns by a player in his first two seasons (19). The Vikings were one of two teams in the NFL in 2024 with two players in the top 10 in touchdown receptions (Jefferson, tied-sixth, and Addison, tied-ninth). For the third time in team history, Minnesota had three wide receivers with at least six receiving touchdowns in a season (Addison, Jefferson and Jalen Nailor) and were one of three teams in the NFL in 2024 to achieve the feat.

Udinski also served as assistant quarterbacks coach/chief of special projects in 2023 and previously served as the assistant to the head coach/special projects in 2022.

In his first season as assistant quarterbacks coach, the Vikings finished in the top 10 in the NFL in passing yards per game (fifth; 256.4), fourth-down percentage (tied-sixth; 58.62), passing yards per play (ninth; 6.91) and first downs per game (10th; 20.0).

He helped navigate the 2023 season with four different starting quarterbacks, the most in franchise history, due to a season-ending injury to QB Kirk Cousins in Week 8. Before his injury, Cousins ranked third in the NFL in passer rating (103.8) and completion percentage (69.5). In addition to Cousins, Udinski assisted in preparing rookie Jaren Hall, Joshua Dobbs and Nick Mullens, who each started multiple games for the Vikings throughout the season. Minnesota won three consecutive games with a different starting quarterback in Weeks 8-10 (Cousins, Hall and Dobbs). The Vikings' quarterbacks combined for 74 completions of 20-plus yards, the second-highest total in the league and the most by a Vikings team since 2000. Their 30 combined touchdown passes tied for fourth-most in the league.

Udinski entered the NFL ranks as coaching assistant with Carolina (2020-21) after spending the 2019 season at Baylor as a graduate assistant.

Prior to becoming a coach, Udinski played defensive end at Towson from 2016-18. He played in all 12 games in 2018, finishing the season with 28 total tackles, 4.5 sacks and three forced fumbles. The Doylestown, Pa., native also played one season at Davidson College as a tight end before transferring to Towson in 2016.



# COACHING STAFF



## SHANE WALDRON

PASS GAME COORDINATOR

SEASONS WITH JAGUARS: 1

SEASONS WITH NFL: 12

### WALDRON'S COACHING EXPERIENCE

Year	School/Team	Position
2025	Jacksonville Jaguars	Pass Game Coordinator
2024	Chicago Bears	Offensive Coordinator
2021-23	Seattle Seahawks	Offensive Coordinator
2020	Los Angeles Rams	Pass Game Coordinator
2019	Los Angeles Rams	Quarterbacks/Pass Game Coordinator
2018	Los Angeles Rams	Pass Game Coordinator
2017	Los Angeles Rams	Tight Ends
2016	Washington Commanders	Offensive Quality Control
2014-15	UMass	Offensive Line
2012-13	UMass	Tight Ends
2010	Hartford Colonials (UFL)	Wide Receivers
2009	New England Patriots	Tight Ends
2008	New England Patriots	Offensive Quality Control
2005-07	Notre Dame	Graduate Assistant

- Over three seasons (2021-23) as offensive coordinator for Seattle, Waldron's offense ranked third in yards per play (7.8), third in receptions of 25-plus yards (110), fourth in rushes of 10-plus yards percentage (13.0), fifth in completion percentage (66.6), eighth in yards per reception (11.2) and tied-10th in passing touchdowns (83)
- Coached QB Geno Smith to his first Pro Bowl nod and AP Comeback Player of the Year honors in 2022... Smith ranked first in the NFL in completion percentage (69.8), fourth in touchdown passes (30), fifth in passer rating (100.9) and eighth in passing yards (4,282)
- During his time at the Rams (2017-20), Waldron was part of an offense that ranked in the top 10 in both passing yards and rushing yards three times

Shane Waldron enters his first season in Jacksonville as passing game coordinator in 2025. He brings 11 seasons of NFL coaching experience and seven seasons of collegiate experience to the Jaguars. Waldron started the 2024 season as offensive coordinator for the Chicago Bears, and prior to that, spent three seasons as offensive coordinator for the Seattle Seahawks (2021-23).

During the 2024 season, Chicago's offense scored at least five offensive touchdowns in back-to-back weeks (Week 5 & 6) for the first time since 1956. QB Caleb Williams set franchise rookie records in completions (351), passing yards (3,541) and passing touchdowns

(20). His 87.8 passer rating was also a franchise best for a rookie.

In three seasons in Seattle, Waldron's offense ranked third in yards per play (7.8), third in receptions of 25-plus yards (110), fourth in rushes of 10-plus yards percentage (13.0), fifth in completion percentage (66.6), eighth in yards per reception (11.2) and tied for 10th in passing touchdowns (83). Seattle's offense also ranked tied for first in fewest turnovers (53), second in fewest interceptions (31) and fifth in interception percentage (1.9 percent).

Under Waldron in 2022, QB Geno Smith ranked first in the NFL in completion percentage (69.8), fourth in touchdown passes (30), fifth in passer rating (100.9) and eighth in passing yards (4,282). He received his first Pro Bowl nod, as well as AP Comeback Player of the Year honors. Additionally, WR Tyler Lockett (1,033) and WR D.K. Metcalf (1,048) logged 1,000-yard seasons, making the Seahawks one of five teams in the NFL that season with two players with over 1,000 receiving yards.

In 2021, Waldron helped to develop RB Rashaad Penny as the Seattle rushing attack finished third in the NFL with 5.02 rushing yards per attempt. Lockett set a single-season career-high in receiving yards (1,175), while Metcalf set career-highs in receptions (75) and receiving touchdowns (12). QB Russell Wilson also became the second quarterback in NFL history to record at least 3,000 passing yards and 20 touchdowns in each of his first 10 seasons.

Prior to the Seahawks, Waldron spent four seasons with the Los Angeles Rams (2017-20). He began with the Rams as tight ends coach in 2017. He added passing game coordinator responsibilities in 2018. He assumed the full role of passing game coordinator for the 2019 and 2020 seasons, overseeing the development of QB Jared Goff. While at the Rams, the team ranked in the top 10 in both passing yards and rushing yards three times. In 2019, he helped Goff become the first quarterback in franchise history to post consecutive 4,000-passing yard seasons.

In 2016, Waldron served as offensive quality control for Washington, when the team set the franchise record for total net yards in a season (6,454) and ranked third in the league in total offense.

From 2010 to 2015, Waldron coached the UFL's Hartford Colonials (2010), Buckingham Browne & Nichols High School (2011) and the University of Massachusetts (2012-15). Prior to that, he served as an offensive quality control coach for the New England Patriots under Head Coach Bill Belichick in 2008, before being promoted to tight ends coach in 2009.

Waldron began his coaching career at Notre Dame as an offensive graduate assistant between 2005-07.

A native of Portland, Ore., Waldron graduated from Tufts University in 2002 where he was a three-year letterman as a tight end and long snapper.



# COACHING STAFF



## SPENCER WHIPPLE

QUARTERBACKS COACH

SEASONS WITH JAGUARS: 1

SEASONS WITH NFL: 7

### WHIPPLE'S COACHING EXPERIENCE

Year	School/Team	Position
2025	Jacksonville Jaguars	Quarterbacks
2023-24	Arizona Cardinals	Pass Game Specialist
2022	Arizona Cardinals	Co-Pass Game Coordinator
2020-21	Arizona Cardinals	Assistant Wide Receivers
2019	Arizona Cardinals	Offensive Quality Control
2018	UMass	Passing Game Coordinator/Quarterbacks
2015-17	UMass	Passing Game Coordinator/Wide Receivers
2014	UMass	Tight Ends
2012-13	Pittsburgh	Defensive Graduate Assistant/Video Assistant

- Helped to orchestrate a passing attack in 2024 that saw Cardinals QB Kyler Murray rank in the top 10 in single-season franchise history in completion percentage (second; 68.8), completions (third; 362), passer rating (sixth; 93.5) and passing yards (seventh; 3,851) and TE Trey McBride make his first Pro Bowl after posting the second-highest reception total (111) in franchise history
- Aided the development of rookie WR Marvin Harrison Jr. as pass game specialist in 2024, whose eight touchdown catches tied the rookie franchise record and ranked tied-second among NFL rookies last season... His 52 receptions and 885 receiving yards were each second-most by a rookie in team history and fifth among all rookies in 2024
- Worked with All-Pro WR DeAndre Hopkins in each of his three seasons (2020-22) with Arizona, including as assistant wide receivers coach in 2020 when Hopkins posted a franchise-record 115 receptions

Spencer Whipple is entering his first season with the Jacksonville Jaguars as quarterbacks coach and seventh season coaching in the NFL.

Whipple comes to Jacksonville after six seasons with the Arizona Cardinals, most recently as pass game specialist (2023-24). He served as co-pass game coordinator in 2022 after working as assistant wide receivers coach for two seasons (2020-21) following one year (2019) as offensive quality control coach with the Cardinals.

Whipple aided the development of rookie WR Marvin Harrison Jr., whose eight touchdown catches tied the rookie franchise record and tied-second among NFL rookies in 2024. Harrison Jr.'s 52 receptions

and 885 receiving yards were each second-most by a rookie in team history and fifth among all rookies in 2024. TE Trey McBride was named to his first Pro Bowl after catching 111 passes for 1,146 yards. His 111 receptions were second-most in single-season franchise history and the fourth-best total in NFL history by a tight end, and his 1,146 receiving yards were second-most by a tight end in franchise history. QB Kyler Murray's 2024 season ranked in the top 10 in franchise history in multiple categories including completion percentage (second; 68.8), completions (third; 362), passer rating (sixth; 93.5) and passing yards (seventh; 3,851).

Whipple worked with All-Pro WR DeAndre Hopkins in each of his three seasons (2020-22) with the team. In his first season with Arizona in 2020, Hopkins was selected to his fifth-career Pro Bowl and received Second-Team All-Pro honors after a franchise-record 115 receptions (second in the NFL) for 1,407 yards (third in the NFL) and six touchdowns. He also tied for second in the league with seven 100-yard receiving games in 2020. In 2022 in only nine games played due to injury, Hopkins led the team in receiving yards (717) and was second in receptions (64) after finishing with eight touchdowns in only 10 games in 2021.

In 2021, Arizona's offense had 4,276 passing yards and 2,076 rushing yards, marking just the second time in franchise history (1984) that the Cardinals had 4,000-plus passing yards and 2,000-plus rushing yards in a season. The Cardinals had 6,352 net yards, the second-highest total in franchise history (2015) and finished with the 10th ranked passing offense in the league (251.5 yards per game). During the team's Week 6 victory at Cleveland in 2021, Whipple called plays in collaboration with the offensive coaching staff due to Head Coach Kliff Kingsbury missing the game because of COVID-19.

Arizona's 6,153 net yards in 2020 were third-most in team history while their 410 points were fifth-most in franchise history.

Prior to joining the Cardinals in 2019, Whipple spent seven years coaching at the collegiate level. He coached for five seasons (2014-18) at the University of Massachusetts where he served as the passing game coordinator/quarterbacks coach in 2018. Whipple joined the UMass staff in 2014 as tight ends coach before working three seasons (2015-17) as passing game coordinator/wide receivers coach.

In 2018, UMass WR Andy Isabella was a Biletnikoff Award finalist after leading the FBS in the regular season with 1,698 receiving yards. He finished second in the nation with 102 receptions and fifth in the country with 13 touchdown receptions. Isabella was a consensus First-Team All-American and finished with the most receiving yards in school history (3,526). In 2017, Minutemen wide receivers had the third-most total receptions (272) and receiving yards (3,570) in school history.

Whipple also tutored WR Tajae Sharpe, who was drafted by the Titans in the fifth round of the 2016 NFL Draft. In 2015, Sharpe set a single-season reception record (111) to go along with a school career record for total receptions (277). He was a two-time First-Team All-MAC selection at UMass.



# COACHING STAFF

Prior to working at UMass, Whipple served as a defensive graduate assistant and video assistant at the University of Pittsburgh from 2012-13. He played collegiately for three seasons (2009-11) at the University of Miami (FL) as the team's holder and backup quarterback. During his senior season in 2011, Whipple received the Mariutto Family Scholar-Athlete award. He began his college career as a walk-on at the University of Pittsburgh (2007) and spent one season at UMass (2008).

His father, Mark, is a longtime college and NFL football coach who most recently served as offensive coordinator/quarterbacks coach at the University of Nebraska in 2022 after working in the same position for three seasons (2019-21) at the University of Pittsburgh. He previously served two stints as head coach at UMass and also worked in the NFL as an offensive assistant coach with Pittsburgh, Philadelphia and Cleveland.

Whipple earned a bachelor's degree in sociology from the University of Miami in 2012.



# COACHING STAFF



## SHAUN SARRETT

OFFENSIVE LINE COACH

SEASONS WITH JAGUARS: 1

SEASONS WITH NFL: 14

### SARRETT'S COACHING EXPERIENCE

Year	School/Team	Position
2025	Jacksonville Jaguars	Offensive Line
2024	Minnesota Vikings	Assistant Offensive Line
2021-23	Los Angeles Chargers	Assistant Offensive Line
2019-20	Pittsburgh Steelers	Offensive Line
2018	Pittsburgh Steelers	Assistant Offensive Line
2012-17	Pittsburgh Steelers	Offensive Assistant

- Coached Vikings T Brian O'Neill to a Pro Bowl nomination after allowing only 2.0 sacks during the 2024 season (per Pro Football Focus) as assistant offensive line coach
- Part of a Vikings offensive staff that helped the team rank top 10 in the NFL in passing yards per game (sixth; 237.8), passing yards per play (seventh; 7.38), points per game (ninth; 25.4) and first downs per game (10th; 20.8) in 2024
- Behind Minnesota's offensive line, QB Sam Darnold threw for 4,319 yards and 35 touchdowns, ranking fifth in the NFL in both categories, and RB Aaron Jones Sr. rushed for a career-high 1,138 yards, ranking ninth in the NFL
- Spent three seasons with the Los Angeles Chargers as assistant offensive line coach (2021-23), during which the team ranked in the top three in the NFL in passing offense in back-to-back seasons (2021-22) and finished top 10 in total offense in each season

Sarrett enters his first season with the Jacksonville Jaguars as offensive line coach in 2025 and his 14th season coaching in the NFL. Most recently, Sarrett served as assistant offensive line coach for the Minnesota Vikings (2024).

In 2024, Sarrett served a Vikings offensive unit that finished top 10 in the NFL in passing yards per game (sixth; 237.8), passing yards per play (seventh; 7.38), points per game (ninth; 25.4) and first downs per game (10th; 20.8). Minnesota's offensive line blocked for QB Sam Darnold to throw for 4,319 yards and 35 touchdowns, ranking fifth in the NFL in both categories. RB Aaron Jones Sr. rushed for a career-high 1,138 yards, the ninth-highest total in the league last season. Jones Sr. was one of five running backs in the NFL with at least 250 carries in 2024 to average at least 5.0 yards per touch (5.5). T Brian O'Neill allowed only 2.0 sacks on the season, per Pro Football Focus, and was named to his second-career Pro Bowl.

Prior to joining the Vikings, Sarrett spent three seasons with the Los Angeles Chargers as assistant offensive line coach (2021-23). Sarrett helped the Chargers rank in the top three in the NFL in passing offense in back-to-back seasons (2021-22) and finish top 10 in total offense in each of those seasons. The Chargers concluded the 2021 season tied for second in passing yards per game (282.4) and fourth in total yards per game (390.2), while they ranked third in passing

yards per game (269.6) and ninth in total yards per game (359.3) in 2022. The offensive line also contributed to the Chargers scoring the fifth-most points per game (27.9) in 2021.

Under Sarrett's guidance in 2022, the offensive line helped QB Justin Herbert become the first player in NFL history to surpass 4,000 passing yards in each of his first three seasons and join Hall of Famer Peyton Manning as the only players to record at least 25 touchdowns passes in three consecutive seasons to begin a career. The unit also blocked for RB Austin Ekeler, who led the NFL for a second-straight season with 18 touchdowns from scrimmage and set single-season career highs with 1,637 yards from scrimmage, 915 rushing yards, 13 rushing touchdowns and 107 receptions.

In his first season with the Chargers in 2021, Sarrett helped coach C Corey Linsley and develop rookie T Rashawn Slater, the 13th overall selection in the 2021 NFL Draft. Both linemen were named to the Associated Press All-Pro Second Team and were voted to the Pro Bowl as starters, marking the first pair of Chargers offensive linemen to be named to the Pro Bowl since 2008. Slater was also named to the All-AFC and All-Rookie Teams by Professional Football Writers of America.

The offensive line helped Hebert set single-season franchise records in passing yards (5,014) and passing touchdowns (38) during the 2021 season. On the ground, Ekeler totaled 12 rushing touchdowns, the most by a Charger since Hall of Famer LaDainian Tomlinson in 2009. The offensive line also contributed to Los Angeles' single-season team records for first downs (401) and passing touchdowns (38) during the 2021 season.

Sarrett entered the NFL coaching ranks with the Pittsburgh Steelers in 2012, spending nine seasons with the organization (2012-20). As the offensive line coach in his final two seasons in Pittsburgh (2019-20) and assistant offensive line coach during the 2018 season, Sarrett coached both G David DeCastro and C Maurkice Pouncey to three-consecutive Pro Bowl appearances. Pouncey was also named AP All-Pro Second Team in 2018. During his first six seasons as offensive assistant (2012-17), the Steelers led the AFC in total offense in both 2014 and 2015 and ranked in the top five in the NFL four out of Sarrett's nine cumulative seasons with Pittsburgh. The club secured five AFC North Division titles during Sarrett's tenure with the Steelers.

Sarrett began his coaching career at Streetsboro High School (Ohio) in 2004, working with both the offensive and defensive lines and guiding the team's strength and conditioning efforts. After a year at the prep level, Sarrett spent a season working as a defensive quality control coach at Marshall University (2005), before serving as an offensive graduate assistant for the Thundering Herd for two seasons (2006-07). He then went to Duke University as an offensive assistant/offensive quality control for four seasons (2008-11).

A native of Beckley, W.Va., Sarrett played four years on the offensive line at Kent State (2000-03), graduating in 2004 with a degree in health education. He is married to his wife, Amy.



# COACHING STAFF



## EDGAR BENNETT

WIDE RECEIVERS COACH

SEASONS WITH JAGUARS: 1

SEASONS WITH NFL: 21

### BENNETT'S COACHING EXPERIENCE

Year	School/Team	Position
2025	Jacksonville Jaguars	Wide Receivers
2020-24	Las Vegas Raiders	Wide Receivers
2018-19	Oakland Raiders	Wide Receivers
2015-17	Green Bay Packers	Offensive Coordinator
2011-14	Green Bay Packers	Wide Receivers
2005-10	Green Bay Packers	Running Backs

- Coached WR Jakobi Meyers to his first season with 1,000-plus yards receiving (1,027) in his seventh season as wide receivers coach for the Raiders in 2024. Meyers became the 11th undrafted player in NFL history to record 1,000 receiving yards in a single season
- Helped WR Davante Adams post back-to-back seasons with 100-plus receptions and 1,000-plus receiving yards in 2022 and 2023, including a Raiders franchise record 1,526 receiving yards and a league-high 14 touchdown receptions in 2022
- Spent 17 seasons (2001-17) with Green Bay, serving as the team's offensive coordinator (2015-17), wide receivers coach (2011-14), running backs coach (2005-10) and director of player development (2001-04)... As a coach for the Packers, Bennett won nine division titles, appeared in four conference championships and won Super Bowl XLV in 2010
- Played eight seasons at running back for Green Bay (1992-96) and Chicago (1998-99) and totaled 3,992 yards and 21 touchdowns on 1,115 carries, plus 284 receptions for 2,245 yards and 10 receiving touchdowns...Won Super Bowl XXXI with the Packers and was inducted into the team's Hall of Fame in 2005

Edgar Bennett enters his first season with the Jacksonville Jaguars as wide receivers coach in 2025 and his 21st season coaching in the NFL. Bennett comes to Jacksonville after spending the last seven seasons (2018-24) in the same role with the Raiders.

Last season, WR Jakobi Meyers set a career high in receptions (87) and posted his first 1,000-yard receiving season (1,027) to rank 10th in the AFC in receiving yards. Meyers became the 11th undrafted player in NFL history to record 1,000 receiving yards in a single season and the first to do so since 2020. Second-year WR Tre Tucker set career highs in receptions (47), receiving yards (539) and touchdown receptions (three), ranking third on the team in each category.

In 2023, Bennett coached WR Davante Adams to his fourth consecutive season with 100-plus catches (103) and 1,000-plus receiving yards (1,144). He also saw Meyers post a career-high eight receiving touchdowns, while adding 71 receptions and 807 yards.

In 2022, Bennett coached WR Davante Adams to his sixth consecutive Pro Bowl selection. In his first season with the Raiders, Adams set a franchise record with 1,526 receiving yards on 100 receptions, while

his 14 receiving touchdowns were the most in the NFL and tied for second-most in a single season in franchise history. Bennett also coached WR Mack Hollins to career highs with 57 receptions, 690 receiving yards and four touchdowns.

Under Bennett's guidance in 2021, WR Hunter Renfrow put together one of the greatest seasons in franchise history by a Raiders wide receiver to earn his first Pro Bowl selection. Renfrow set career-highs in receptions (103) and receiving yards (1,039), becoming the first Raiders wide receiver to surpass 1,000-plus receiving yards since 2016.

In 2020, Bennett's wide receivers recorded an NFL-best average of 15.2 yards per reception. It marked the highest average yards per reception by a Raiders wide receiving corps since 2004. WR Nelson Agholor posted 48 receptions for a career-high 896 receiving yards while tying a career high with eight touchdown receptions. His 18.7 yards per reception marked a career high and were first in the AFC and second in the NFL.

In 2019, Bennett developed a rookie Renfrow to produce 49 receptions for 605 yards and four touchdowns, marks that ranked second, sixth and tied for fourth, respectively, in franchise history among rookies.

In Bennett's first season with the Raiders in 2018, he oversaw a group led by WR Jordy Nelson, who finished second on the team in both yards (739) and touchdown receptions (three), while finishing third in receptions (63).

Bennett spent the previous 17 seasons (2001-17) with Green Bay in multiple roles, serving as the team's offensive coordinator from 2015-17, wide receivers coach from 2011-14, running backs coach from 2005-10 and as the team's director of player development from 2001-04. Bennett also spent five seasons playing running back for the Packers. As a player and coach, Bennett won 11 division titles, appeared in six conference championships and won both Super Bowl XXXI in 1996 and XLV in 2010.

During his three-year tenure as the offensive coordinator, Bennett helped orchestrate an offense that finished with 96 touchdown passes, the most in the NFC and second most in the NFL during that time frame. In 2017, Bennett's offense ranked fifth in the NFL in yards per rush (4.47) and tied for sixth in the NFC with 25 touchdown passes on the season. Guided by Bennett in 2016, QB Aaron Rodgers put together one of the best passing seasons in team history, throwing for 4,428 yards, completing over 400 passes for a completion percentage of 65.7, while adding an NFL-high 40 touchdowns through the air to just seven interceptions. As a first-time coordinator in 2015, Bennett's offense's 17 turnovers were the fifth fewest in club history and fourth fewest in the NFL that year. Green Bay rostered four wide receivers that notched at least 50 receptions in the same season, just the third time the feat had been accomplished since 1940.

From 2011-14, Bennett's receiving corps featuring wide receivers Randall Cobb, James Jones and Nelson made the Packers one of just three teams to roster three receivers with at least 20 receiving



# COACHING STAFF

scores each during that span. The three combined for 92 receiving touchdowns. Nelson accounted for 43, fourth-most in the NFL, and finished sixth in the league with 4,841 receiving yards in that time span.

Prior to his move to wide receivers, Bennett served six years as a running backs coach for the Packers from 2005-10. In his six years, Bennett coached running backs to 1,000-yard seasons three different times. Before going into coaching, he spent four years in the Packers front office, serving as the team's director of player development from 2001-04.

A native of Jacksonville, Fla., Bennett played eight seasons in the NFL

at running back for the Green Bay Packers and Chicago Bears after being selected by Green Bay in the fourth round of the 1992 NFL Draft. He played in 112 games (77 starts) and tallied 3,992 yards and 21 touchdowns on 1,115 carries and added 284 receptions for 2,245 yards and 10 receiving touchdowns. He won Super Bowl XXXI with the Packers as a player and was inducted into the team's Hall of Fame in 2005.

Bennett played collegiately at Florida State University, where he earned a bachelor's degree in social science and was inaugurated into the school's Athletic Hall of Fame in 2005. He has a son, Edgar IV, and a daughter, Elyse Morgan.



# COACHING STAFF



## RICHARD ANGULO

TIGHT ENDS COACH

SEASONS WITH JAGUARS: 4

SEASONS WITH NFL: 12

### ANGULO'S COACHING EXPERIENCE

Year	School/Team	Position
2022-25	Jacksonville Jaguars	Tight Ends
2017-21	Baltimore Ravens	Assistant Offensive Line
2015-16	Baltimore Ravens	Tight Ends
2014	Baltimore Ravens	Coaching Intern (Offense)
2012-13	Trinity International	Offensive Line/Strength & Cond.

- Coached TE Evan Engram to his eighth consecutive season with more than 40 receptions (47) in 2024, making him one of three tight ends in the NFL since 1970 to record at least 40 receptions in each of their first eight seasons
- Since Angulo's first season in 2022, Engram ranks second in receptions (234) and fifth in receiving yards (2,094) among tight ends.
- Developed TE Brenton Strange who set career highs in receptions (40), receiving yards (411) and receiving touchdowns (two) in 2024
- In 2023, Angulo coached Engram to franchise records in receptions (114) and receiving yards (963) by a tight end en route to a Pro Bowl nod

Richard Angulo enters his fourth season with the Jacksonville Jaguars as tight ends coach and his 12th season coaching in the NFL in 2025.

Under Angulo's guidance in 2024, TE Evan Engram logged his eighth consecutive season with more than 40 receptions (47) in just nine games played, making him one of three tight ends in the NFL since 1970 to record at least 40 receptions in each of their first eight seasons. Since Angulo's first season in 2022, Engram ranks second in receptions (234) and fifth in receiving yards (2,094) among tight ends.

Angulo also facilitated the development of second-year TE Brenton Strange, who set career highs in receptions (40), receiving yards (411) and receiving touchdowns (two) last season. In Week 15 against the New York Jets, Strange recorded single-game career highs in receptions (11) and receiving yards (73). His 11 receptions tied for fifth-most in a single game in franchise history. Strange recorded seven receptions of 20-plus yards, tied for third-most in the AFC among tight ends in 2024.

In 2023, Engram earned Pro Bowl honors under Angulo and broke his previous franchise records in receptions (114) and receiving yards (963) by a tight end. Additionally, his 539 yards after catch were the most by a tight end in team history. Engram became the eighth tight end in NFL history to record at least 100 receptions in a single season and the second player in franchise history. Under Angulo's guidance, Engram joined Jeremy Shockey as the only tight ends in NFL history with 40 or more receptions and 400 receiving yards in each of their first seven seasons.

In 2022, Angulo led a tight end room that played an important part in the Jaguars' offensive success. Under Angulo, Engram set single-season franchise records in receptions (73) and receiving yards (766) by a tight end. Engram's receptions and receiving yards were also career highs.

Angulo spent the previous eight seasons in Baltimore serving as a coaching intern (2014), tight ends coach (2015-16) and assistant offensive line coach (2017-21).

In 2021, Angulo assisted a Ravens offensive line that ranked third in rushing yards (145.8 yards per game), fourth in rushes of 10-plus yards (67), fifth in total scrimmage yards (6,746) and tied-ninth in rushing TDs (18).

In 2020, Angulo helped guide an offensive line that blocked for the NFL's top-ranked rushing attack (191.9 yards per game), which averaged a league-high 5.53 yards per carry, produced the third-most rushing yards (3,071) in a 16-game NFL season and recorded a franchise-record 24 rushing TDs. The Ravens also owned the seventh-best scoring offense (29.3 points per game) and fourth-best third-down offense (48.8 percent). During the season-ending five-game winning streak to earn a playoff berth, Baltimore's league-best rushing attack gained the most rushing yards (1,337) over a five-game stretch of a single NFL season since the 1950 Giants (1,369).

In 2019, the Ravens led the NFL in points (33.2) and rushing yards per game (206.0) and finished second in total yards (407.6) en route to a franchise-best 14-2 record and a second-straight AFC North title. With help from the offensive line, the Ravens set a new NFL single-season rushing record (3,296), besting the 1978 Patriots (3,165). Baltimore became the first team to ever average 200 passing and 200 rushing yards per game in a season. The 2019 Ravens also set single-season team records for TDs (64), points (531), net yards (6,521), rushing yards (3,296), first downs (386) and fewest turnovers (15).

In 2018, Angulo helped the Ravens post the NFL's No. 2-ranked rushing attack (152.6 yards per game). In 2017, he helped guide an offensive line that permitted the league's seventh-fewest sacks (27, tied Vikings).

From 2015-16, Angulo served as Baltimore's tight ends coach after being promoted from his original position of offensive coaching intern (2014). In 2016, Angulo guided the Ravens' deep tight ends corps, highlighted by TE Dennis Pitta, who led the NFL in receptions (86) by a tight end and produced the second-most (tied, WR Derrick Mason - 2005) catches in Ravens single-season history. In 2015, Angulo helped lead a young tight ends group that contributed to the league's eighth-best passing attack (266.9 yards per game) and a franchise record in net passing yards (4,271). During his first season in Baltimore as an offensive coaching intern, he helped provide statistical analysis, self-scouting reports and breakdowns of opposing defenses.

Prior to his time in Baltimore, Angulo spent two seasons as the offensive line/strength and conditioning coach at Trinity International.



# COACHING STAFF

Angulo is a six-year NFL veteran at the tight end position and was originally drafted in the seventh round by the St. Louis Rams in the 2003 NFL Draft. He played for four teams, including the Jaguars, where he appeared in 20 games (six starts) and caught a career-high

16 passes for 144 yards and one TD. He attended Western New Mexico University.

A native of Albuquerque, N.M., he and his wife, Michelle, have two daughters, Adriana and Allie.



# COACHING STAFF



## CHAD MORTON

RUNNING BACKS COACH

SEASONS WITH JAGUARS: 1

SEASONS WITH NFL: 17

### MORTON'S COACHING EXPERIENCE

Year	School/Team	Position
2025	Jacksonville Jaguars	Running Backs
2024	Chicago Bears	Running Backs
2022-23	Seattle Seahawks	Running Backs/Run Game Coordinator
2017-21	Seattle Seahawks	Running Backs
2015-16	Seattle Seahawks	Assistant Running Backs
2014	Seattle Seahawks	Special Teams Assistant
2010-13	Green Bay Packers	Special Teams Assistant
2009	Green Bay Packers	Coaching Administrator

- Coached Bears RB D'Andre Swift to a career-high 1,345 scrimmage yards in 2024, the most by a Bears running back since 2020... Swift finished third in the NFL in rushing touchdowns of over 35 yards (three) and tied for the longest streak of games with 100-plus scrimmage yards and a rushing touchdown (four)
- Spent 10 seasons (2014-23) with the Seattle Seahawks working primarily with running backs, highlighted by RB Kenneth Walker III's rookie season in 2022 in which he led all rookies in rushing yards (1,050), yards from scrimmage (1,215) and touchdowns (nine) and finished second in AP Offensive Rookie of the Year voting
- Began his NFL coaching career with the Green Bay Packers (2009-13), winning Super Bowl XLV with the team as special teams assistant
- A seven-year NFL veteran as a running back and returner, Morton tallied 5,401 career kickoff-return yards and three kick-return scores, as well as 1,431 career punt-return yards and one score, in 93 career games

Chad Morton enters his first year as running backs coach for the Jacksonville Jaguars. He brings 16 years of NFL coaching experience to Jacksonville, most recently serving as running backs coach for the Chicago Bears in 2024.

Under Morton's guidance, RB D'Andre Swift finished the 2024 season with 959 rushing yards, the second-highest total of his career. His 1,345 scrimmage yards set a new career high and were the most by a Bears running back since 2020. Swift totaled three rushing touchdowns of at least 35 yards, third-most by any player in the NFL in 2024 and tied for second-most in single-season franchise history since 1925. He registered four-consecutive games with 100-plus scrimmage yards and a rushing touchdown in Weeks 4 through 8, tying RB Jahmyr Gibbs and RB Joe Mixon for the longest such streak in the NFL last season. Swift's 9.2 yards per reception were a career high and ranked fifth in the NFL among running backs.

Morton spent the previous 10 seasons (2014-23) in various roles for the Seattle Seahawks. He was originally hired as assistant special

teams coach in 2014. In 2015, he began working with the running backs and took charge of the running backs room in 2017. In 2022, Morton added the title of run game coordinator.

In 2023, despite missing two games, RB Kenneth Walker III recorded 219 carries for 905 yards and eight touchdowns. Walker tied for 12th in the NFL in rushes over 10 yards (24), tied for 13th in rushing touchdowns, 14th in rushing yards per game (60.3) and tied for 15th in carries. Rookie RB Zach Charbonnet ranked fourth in rushing yards among rookies in 2023.

Morton's group saw the emergence of a rookie Walker in 2022 after RB Rashaad Penny suffered a season-ending injury in Week 5 at New Orleans. Before his injury, Penny averaged 6.1 yards per carry and posted a 151-yard, two-touchdown performance in Week 4 at Detroit. Walker assumed the starting role and went on to lead all NFL rookies in rushing yards (1,050), yards from scrimmage (1,215) and touchdowns (nine). Walker, the second rookie in franchise history to rush for 1,000 yards, finished second in AP Offensive Rookie of the Year voting. Seattle's rushing attack led the NFL with 176.0 yards per game over the final three weeks of the season.

In 2021, Penny put together one of the best stretches of rushing production in franchise history, rushing for 135 yards or more in four of Seattle's final five games. Penny's 671 yards over the final five weeks of the season were the most in the NFL over that span, and despite having only 119 carries during the season, his eight rushes of 25 or more yards were tied for most in the NFL. Penny's 6.3 yards per carry were the best in the NFL.

In 2020, RB Chris Carson was one of only three players in the NFL with four-plus rushing touchdowns (five) and four-plus receiving touchdowns (five) despite playing only 12 games. Carson also set career highs in yards per attempt (4.8), catches (37) and receiving yards (287).

In 2019, Carson ranked fifth in the NFL in rushing yards with a career-high of 1,230, his second consecutive 1,000-yard season. Carson added seven rushing touchdowns and recorded 37 receptions for 266 yards and three receiving touchdowns.

In 2018, returning from a broken leg suffered in his rookie season, Carson became Seattle's first 1,000-yard rusher since 2014 and just the sixth player in franchise history to accomplish the feat with a career-high 1,151 yards (fifth-most in the NFL). Seattle's ground game ranked first in the league (160.0 yards per game), rushing for 2,560 yards (third-most in franchise history).

Prior to his time in Seattle, Morton spent five seasons in Green Bay (2009-13) where he contributed as coaching administrator (2009) and special teams assistant (2010-13) and won Super Bowl XLV with the team. His time working with special teams with the Packers was highlighted by WR Randall Cobb's 2012 season when he became the first player in NFL history to have 900-plus kickoff return yards (964) and receiving yards (954) in the same season.

A seven-year NFL veteran as a player, Morton was a running back and returner who began his career with New Orleans in 2000 as a



# COACHING STAFF

fifth-round draft pick. Serving primarily as a returner as a pro, Morton tallied 5,401 career kickoff-return yards and three kick-return scores, as well as 1,431 career punt-return yards and one score, in 93 career games. He was selected as a Pro Bowl alternate as a returner in 2002 and 2005. Morton is the only player in NFL history to return a kickoff for a touchdown in regulation and overtime in the same game

(at Buffalo, 9/8/02) and one of two players in NFL history to return a kickoff for a touchdown in overtime.

Morton was an All-Pac-10 selection at Southern California, where he served as the team's primary running back in his final two seasons and earned a degree in sociology. He ranks 12th on the Trojans' all-time rushing list with 2,511 career yards.



# COACHING STAFF



## JOHN VAN DAM

OFFENSIVE PASS GAME SPECIALIST

SEASONS WITH JAGUARS: 1

SEASONS WITH NFL: 7

### VAN DAM'S COACHING EXPERIENCE

Year	School/Team	Position
2025	Jacksonville Jaguars	Offensive Pass Game Specialist
2024	Tampa Bay Buccaneers	Pass Game Assistant
2022-23	Tampa Bay Buccaneers	Tight Ends
2021	Tampa Bay Buccaneers	Assistant Tight Ends
2019-20	Tampa Bay Buccaneers	Offensive Quality Control
2018	Lafayette	Offensive Coordinator/Quarterbacks
2016-17	Southern Illinois	Offensive Coordinator
2015	Florida	Offensive Quality Control/Assistant Quarterbacks
2014	Michigan	Offensive Assistant
2012-13	Alabama	Offensive Graduate Assistant
2010-11	Augustana College	Passing Game Coordinator/Wide Receivers
2008-09	Augustana College	Graduate Assistant/Tight Ends

- In 2024 as pass game assistant, Van Dam contributed to Buccaneers QB Baker Mayfield's career year, including career highs and top five finishes in the NFL in passing touchdowns (41; tied-second), passing yards (4,500; third), completion percentage (71.4; third) and passer rating (106.8; fourth) ... Mayfield's 71.4 percent completion percentage and 106.8 passer rating also set single-season franchise records
- Served as tight ends coach for Tampa Bay from 2022-23, guiding TE Cade Otton to career highs in receptions (47), receiving yards (455) and receiving touchdowns (four) in 2023
- Won Super Bowl LV with the Buccaneers as offensive quality control coach

John Van Dam enters his first season with the Jacksonville Jaguars in 2025 as offensive pass game specialist.

Van Dam spent the previous six seasons in multiple coaching roles with the Tampa Bay Buccaneers (2019-24), most recently as pass game assistant. He also served as tight ends coach (2022-23), assistant tight ends coach (2021) and offensive quality control coach (2019-20).

As pass game assistant in 2024, Van Dam played a role in QB Baker Mayfield achieving career highs while also finishing top five in the NFL in passing touchdowns (41; tied-second), passing yards (4,500; third), completion percentage (71.4; third) and passer rating (106.8; fourth). Mayfield became one-of-three quarterbacks in NFL history to

record a season with 4,500-plus passing yards, 40-plus passing touchdowns and a completion percentage of 70 percent or better. Additionally, Van Dam helped WR Mike Evans record his 11th consecutive season with 1,000 receiving yards (1,004), tying Pro Football Hall of Fame WR Randy Moss for the most consecutive 1,000-yard seasons in NFL history. His 11 receiving touchdowns tied for fourth-most in the NFL in 2024. Van Dam also contributed to the development of rookie WR Jalen McMillan, who posted 461 receiving yards and eight touchdowns on 37 receptions. His eight receiving touchdowns tied for second among rookies in 2024 and third-most by a rookie in franchise history.

Van Dam led the tight ends in 2023, coaching second-year TE Cade Otton to career highs in receptions (47), receiving yards (455) and receiving touchdowns (four). In the playoffs, Otton led the team with 13 receptions, amassing 154 yards and a touchdown reception. His 154 yards were the second-most by a Tampa Bay player in a single postseason.

In Van Dam's first season as tight ends coach for the Buccaneers in 2022, he led a group of tight ends that combined for 72 receptions for 673 yards and four touchdowns. Individually, Otton led all rookies at his position in receptions (42), ranking third in receiving yards (391). Otton's 42 receptions were the second-most by a rookie tight end in franchise history.

In 2021, Van Dam served as assistant tight ends coach – his first season working specifically with that unit. Tampa Bay's tight end corps combined for 1,182 receiving yards and 11 receiving touchdowns in 2021 for an offense that finished first in each of those categories as a team. Individually, TE Rob Gronkowski finished third among all tight ends with 66.8 receiving yards per game. His 55 receptions and 802 receiving yards were each his most in a season since 2017.

During the 2020 season as offensive quality control coach, Van Dam assisted the league's second-ranked scoring offense (30.2 points per game) en route to winning Super Bowl LV. The Buccaneers scored 30-or-more points in 12 games between the regular season and postseason – including seven-consecutive 30-point games to finish the season – which were the second-most such games in the NFL in 2020. Tampa Bay also finished fourth in passing yards per game (298.5), seventh in total offense (384.1), seventh in red zone efficiency (68.9%), seventh in yards per play (6.0) and 10th in first downs per game (22).

In his first season handling quality control efforts for the Buccaneers, Tampa Bay finished first in the league in passing offense (302.8 yards per game), third in total offense (397.9 yards per game) and tied for third in points scored per game (28.6 points per game). Van Dam worked closely with the tight end and quarterback groups, where starting QB Jameis Winston threw for a franchise-record 5,109 yards passing and 33 touchdowns.

Van Dam came to Tampa Bay from Lafayette (Pa.) College, where he served as offensive coordinator and quarterbacks coach in 2018. Prior to that, Van Dam was the offensive coordinator for Southern



# COACHING STAFF

Illinois for two seasons (2016-17). In 2016, the Salukis led the Missouri Valley Conference in total offense (470.2 yards per game), ranked second in points per game (30.9), and set a school record and led the Missouri Valley Conference in passing yards in a season with 3,660.

Before arriving at Southern Illinois, Van Dam served as offensive quality control assistant and assistant quarterbacks coach at the University of Florida in 2015 and served in a similar role at the University of Michigan in 2014. That followed two seasons at the University of Alabama, where he was an offensive graduate assistant,

primarily working with wide receivers and running the offensive and special teams scout teams. During his time with the Crimson Tide, the program won the SEC title in 2012 and the 2013 BCS National Championship. Van Dam was also a graduate assistant and tight ends coach at Augustana (SD) College in 2008 and 2009 before being promoted to wide receivers coach in 2010 and 2011.

A native of East Lansing, Mich., Van Dam played quarterback at Michigan State, where he earned Academic All-Big 10 honors from 2006-08. He and his wife, Heather, have three children: daughters, Vada and Julia, and a son, Joseph.



# COACHING STAFF



## TYLER TETTLETON

ASSISTANT WIDE RECEIVERS COACH

SEASONS WITH JAGUARS: 4

SEASONS WITH NFL: 5

### TETTLETON'S COACHING EXPERIENCE

Year	School/Team	Position
2025	Jacksonville Jaguars	Assistant Wide Receivers
2023-24	Jacksonville Jaguars	Assistant Wide Receivers/Passing Game Specialist
2022	Jacksonville Jaguars	Assistant Running Backs
2021	Ohio	Running Backs
2020	LSU	Offensive Analyst
2019	Cleveland Browns	Offensive Quality Control
2018	New York Jets	Pro Personnel Intern
2015-17	Oklahoma	Graduate Assistant

- Assisted in the development of rookie WR Brian Thomas Jr. as assistant wide receivers coach/pass game specialist in 2024, who set multiple rookie franchise receiving records (yards, 1,282; receptions, 87; yards per catch, 14.7; receiving touchdowns, 10) and earned a Pro Bowl selection
- Helped RB Travis Etienne Jr. to a career-high 1,125 rushing yards, the ninth-highest total in the NFL, in 2022 as assistant running backs coach
- Played quarterback at Ohio University and set program records for passing yards (9,125), passing touchdowns (67), attempts (1,176) and completion percentage (62.4)

Tyler Tettleton enters his fourth season with the Jaguars and third as assistant wide receivers coach.

Tettleton helped facilitate the development of rookie WR Brian Thomas Jr. in 2024 as assistant wide receivers coach as well as pass game specialist, who finished the season with rookie franchise records in receiving yards (1,282), receptions (87), yards per catch (min. 50 receptions; 14.7) and receiving touchdowns (10). Thomas Jr.'s four games of 100-plus yards were the most by a rookie in both franchise history and the NFL in 2024. Additionally, Thomas Jr.'s 11 total games with more than 75 receiving yards were the most by a

rookie in the NFL since 1970 and tied for second-most in the NFL in 2024. Following Week 13 vs. New York Jets, Tettleton took on the responsibilities of running backs coach. Under his lead, the Jaguars rushing unit posted 514 rushing yards and three rushing touchdowns on 143 carries in the final five games to close out the season.

In Tettleton's first season as assistant wide receivers coach/pass game specialist in 2023, WR Calvin Ridley led the Jaguars in receiving yards (1,016) and receiving touchdowns (eight) after missing all of the 2022 season and only appearing in five games in 2021. WR Christian Kirk set a new career high with 13.8 yards per catch in 2023.

In 2022, Tettleton served as the assistant running backs coach and helped RB Travis Etienne Jr. become the team's leading rusher (1,125 yards) after missing the entire 2021 season with a foot injury. Etienne Jr.'s career-high 1,125 rushing yards ranked ninth in the NFL and were second-most by a player who had under 250 attempts, trailing only RB Christian McCaffrey (1,139 yards).

Before joining the Jaguars, Tettleton served as an assistant football coach/passing game coordinator/running backs coach on Ohio University's staff in 2021.

Tettleton spent the 2020 season with LSU as an offensive assistant and in 2019, he worked with the Cleveland Browns as an offensive quality control coach. In 2019, the Browns had three offensive players make the Pro Bowl, including WR Jarvis Landry.


Tettleton served as a scouting assistant with the New York Jets in 2018 following three years (2015-17) as a graduate assistant at Oklahoma. In his three seasons at Oklahoma, the Sooners won the Big 12 Conference Championship every year and accumulated a 36-4 record. QB Baker Mayfield won the 2017 Heisman Trophy and was the No. 1 overall pick in the 2018 NFL Draft.

As a player, Tettleton was a quarterback at Ohio University (2009-13). He finished his career completing 734-of-1,176 passes for 9,125 yards and 67 touchdowns. He also had 347 carries for 910 yards and 16 rushing touchdowns. In 2011, Tettleton set single-season school records for completions (256), passer rating (148.9) and touchdown passes (28) and led the Bobcats to a 10-4 record.

Tettleton is a native of Norman, Okla. His father, Mickey, was a Major League Baseball player and hit 245 home runs during his 13-year career. He and his wife, Alexis, have one son, Jax.



# COACHING STAFF



## KELI'I KEKUEWA

ASSISTANT OFFENSIVE LINE/RUN GAME SPECIALIST

SEASONS WITH JAGUARS: 1

SEASONS WITH NFL: 6

### KEKUEWA'S COACHING EXPERIENCE

Year	School/Team	Position
2025	Jacksonville Jaguars	Assistant Offensive Line/Run Game Specialist
2024	Carolina Panthers	Assistant Offensive Line
2021-23	Seattle Seahawks	Assistant Offensive Line
2020	Seattle Seahawks	Offensive Assistant
2019	Notre Dame	Graduate Assistant
2018	Henderson State	Offensive Line/Tight Ends
2017	Minnesota	Graduate Assistant
2015-16	Wake Forest	Graduate Assistant

- Aided an offensive line that blocked for RB Chuba Hubbard to rush for a career-high 1,195 yards, ranking eighth in the league in 2024 as assistant offensive line coach for the Carolina Panthers
- Spent three seasons (2021-23) as assistant offensive line coach for the Seattle Seahawks in which Seattle ranked second in the NFL in rushes of 20-plus yards (49) and tied second in yards per rush (4.7)
- All-Mid-American Conference center at Bowling Green (2012-13)

Keli'i Kekuewa (keh-lee-EE keh-koo-eh-vah) enters his first season with the Jacksonville Jaguars as assistant offensive line coach/run game specialist and his sixth season coaching in the NFL. He most recently served as assistant offensive line coach for the Carolina Panthers in 2024.

Kekuewa aided an offensive line that cleared the way for RB Chuba Hubbard to become the Panthers' first 1,000-yard rusher since 2019. Hubbard's 1,195 rushing yards were sixth in the NFC and eighth in

the NFL. Behind Carolina's offensive line, after regaining the starting role in Week 8, QB Bryce Young completed 197-of-319 passes (61.8) for 2,104 yards and 15 touchdowns, good for an 88.9 passer rating. The Panthers' 36.0 sacks allowed in 2024 tied for sixth fewest in the NFC and 11th fewest in the league.

Prior to joining Carolina, Kekuewa was assistant offensive line coach for Seattle for three seasons (2021-23) after originally joining the staff in 2020 as an offensive assistant. In those three seasons, the Seahawks ranked second in the NFL in rushes of 20-plus yards (49) and tied second in yards per rush (4.7).

Kekuewa spent the 2019 season on Notre Dame's defensive staff as a graduate assistant before being elevated to interim tight ends coach for the 2019 Camping World Bowl. He began his coaching career at Wake Forest (2015-16) before moving on to the University of Minnesota (2017) and Henderson State (Ark.) University (2018), working mainly with the offensive line and tight ends at each program.

Kekuewa played two seasons at Bowling Green, starting all 27 games during the 2012-13 seasons. An All-Mid-American Conference center, Kekuewa was a key part of the Falcons' offensive unit that averaged more than 34 points per game. BGSU finished 10-4 in 2013 including a win in the MAC Championship Game over Northern Illinois and a bowl bid to the Little Caesars Pizza Bowl.

The Puna, Hawaii, native was an Academic All-MAC selection in 2013. He spent his first two seasons at Arizona Western Junior College where he led the Matadors to an 11-1 record and a berth in the National Junior College Athletic Association championship game.

Kekuewa graduated from Bowling Green in May of 2014 with a degree in environmental policy and earned his master's in liberal studies from Wake Forest in December of 2016. He is married to Namelelani (Akiona) Kekuewa.



# COACHING STAFF



## TREVOR MENDELSON

OFFENSIVE ASSISTANT

SEASONS WITH JAGUARS: 1

SEASONS WITH NFL: 1

### MENDELSON'S COACHING EXPERIENCE

Year	School/Team	Position
2025	Jacksonville Jaguars	Offensive Assistant
2024	Western Michigan	Co-Offensive Coordinator/Offensive Line
2023	Western Michigan	Offensive Line
2021-22	Notre Dame	Senior Offensive Analyst/Offensive Line
2020	Richmond	Tight Ends
2018-19	Wake Forest	Offensive Graduate Assistant
2017	Glenville State	Run Game Coordinator/Offensive Line
2015-16	Marshall	Offensive Line Graduate Assistant

- In Mendelson's time as co-offensive coordinator/offensive line coach at Western Michigan in 2024, the Broncos' offense ranked second in the MAC in total touchdowns (48), rushing touchdowns (28) and points per game (28.9) and third in the MAC in rushing yards (2,649) and rushing yards per game (183.0)
- Tutored G Addison West in 2024 to be the highest-rated player in FBS per Pro Football Focus with a grade of 96.9, earning consensus First-Team All-American honors and First-Team All-MAC honors... West was named an Outland Trophy semifinalist, awarded annually to the best college football interior lineman
- Spent two seasons (2021-22) at Notre Dame as senior offensive analyst/assistant offensive line coach in which the team posted a 20-6 record while averaging 33.5 points per game and 189 rushing yards per game

Trevor Mendelson enters his first season in Jacksonville as an offensive assistant in 2025.

Previously, Mendelson served as offensive line coach at Western Michigan in 2023 before being promoted to co-offensive coordinator in addition to his role with the offensive line in 2024.

Under Mendelson in 2024, Western Michigan's offense produced 4,810 yards of total offense, averaging 370.0 yards per game. The Broncos' 48 total touchdowns, 28 rushing touchdowns and 28.9 points per game ranked second in the MAC. G Addison West finished the season as the highest-rated player in FBS per Pro Football Focus with a grade of 96.9, earning consensus First-Team All-American honors and First-Team All-MAC honors. West was named an Outland Trophy semifinalist, awarded annually to the best college football interior lineman. Additionally, the Broncos' rushing unit recorded 2,649 yards and averaged 183.0 yards per game, ranking third in the MAC in both categories. RB Jaden Nixon rushed for 919 yards and 12 touchdowns on 143 carries—all single-season career-highs—ranking second in rushing touchdowns and fifth in rushing yards in the MAC.

In 2023, Mendelson's line helped consensus Freshman All-American RB Jalen Buckley produce 1,003 rushing yards and 10 rushing touchdowns. C Jacob Gideon was named First-Team All-MAC and was rated the top center in the MAC by Pro Football Focus, while G Addison West earned Third-Team All-MAC honors.

Before his tenure at Western Michigan, Mendelson spent two seasons at Notre Dame where he served as senior offensive analyst, as well as assistant offensive line coach (2021-22). The Irish posted a 20-6 record, capturing a Gator Bowl title in 2022 and a Fiesta Bowl appearance in 2021, and finished the 2021 season ranked fifth in the CFP poll. During Mendelson's two seasons at Notre Dame, the offense averaged 33.5 points per game and rushed for 189 yards per game.

Prior to his time in South Bend, Mendelson spent the 2020 season as the tight ends coach at the University of Richmond. During his stint with the Spiders, Mendelson helped coach the team to a 3-1 record in the shortened COVID spring season. Mendelson coached CAA First Team All-Conference TE John Fitzgerald, who finished the four-game season with 14 catches for 131 yards and one touchdown.

Mendelson arrived at Richmond after serving as an offensive graduate assistant for Wake Forest (2018-19), particularly working with the offensive line. During his two seasons with the Demon Deacons, the offense averaged 32.0 points per game. The Deacons appeared in two consecutive bowl games, defeating Memphis in the 2018 Birmingham Bowl and playing in the 2019 Pinstripe Bowl. Over the course of the two seasons, Mendelson aided the development of two NFL Draft picks: OL Phil Haynes (fourth round of the 2019 Draft) and OL Justin Herron (sixth round of the 2020 Draft).

He spent one season as run game coordinator/offensive line coach at Glenville State College in West Virginia (2017), also mentoring the Pioneers' tight end group. Under his leadership, the Glenville State offensive line paved the way for RB Dominique Gibson to rush for more than 1,000 yards. Additionally, Mendelson guided C Caleb Doak to All-Mountain East Conference Second-Team honors.

Mendelson got his start coaching for two seasons as an offensive line graduate assistant at Marshall University (2015-16). While at Marshall, he helped coach two All-Conference performers in OL Michael Selby and OL Sebastian Johansson. During the 2015 campaign, Marshall defeated UCONN in the St. Petersburg Bowl, finishing the year with their third-consecutive 10-win season.

The Dublin, Ohio, native was a three-year letterman as an offensive lineman at Marshall and played in 33 career games (12 starts). He started his senior season at left tackle on an offensive line that helped lead the Herd to a Conference USA championship and a victory in the Boca Raton Bowl. Mendelson was named to the Conference USA All-Academic team and was also named Marshall's Scholar-Athlete of the Year in 2014.

Mendelson earned his bachelor's degree in finance in 2013 and his master's in business administration from Marshall in 2015. He was a 2010 graduate of Dublin Jerome High School.

He and his wife, Erica, have one daughter, Birdie.



# COACHING STAFF



## FRED WALKER

OFFENSIVE ASSISTANT

SEASONS WITH JAGUARS: 1

SEASONS WITH NFL: 4

### WALKER'S COACHING EXPERIENCE

Year	School/Team	Position
2025	Jacksonville Jaguars	Offensive Assistant
2024	Las Vegas Raiders	Assistant Quarterbacks
2022-23	Las Vegas Raiders	Offensive Assistant
2021	UMass	Offensive Coordinator/Quarterbacks
2020	Murray State	Wide Receivers
2018-19	Duke	Offensive Assistant
2017	Tennessee Tech	Wide Receivers
2015-16	Troy	Graduate Assistant/Offensive Analyst
2011-14	Mississippi State	Student Assistant

- Mentored Raiders QB Aidan O'Connell in 2023 as an offensive assistant, who threw for 2,218 yards and 12 touchdowns on 213 completions, and became the first rookie in franchise history to have a 100-plus passer rating in multiple games (three)
- While at Duke in 2018, Walker helped QB Daniel Jones post 237-of-392 passes (60 percent) for a career-high 22 touchdowns while rushing for 319 yards and three touchdowns... Under Walker's leadership, Jones was named Duke's Most Valuable Player and was then selected by the New York Giants as the sixth overall pick in the 2019 NFL Draft
- Helped develop QB Dak Prescott at Mississippi State, who set school records for rushing yards by a quarterback (986), total offense (4,435), total touchdowns (41), completion percentage (.62), passing yards (3,449), 200-yard passing games (12) and passing touchdowns (27) in 2014, named an All-American and later selected by the Dallas Cowboys in the fourth round of the 2016 NFL Draft

Fred Walker enters his first season in Jacksonville as an offensive assistant and fourth season coaching in the NFL in 2025. Previously, Walker served as an offensive assistant for two seasons (2022-23) with Las Vegas, before being named the Raiders' assistant quarterbacks coach in 2024. In 2024, Walker helped QB Gardner Minshew II record three games with at least a 75.0 completion percentage in his nine starts, tied for the ninth-most in the NFL in 2024 (min. 25 attempts). Minshew's three games with at least a 75.0 completion percentage tied for third-most in a single season in franchise history and were the most by a Raiders quarterback since 2021.

As an offensive assistant in 2023, Walker mentored rookie QB Aidan O'Connell, who threw for 2,218 yards and 12 touchdowns on 213

completions. Under his guidance, O'Connell became the first rookie in franchise history to have a 100-plus passer rating in multiple games (three), while also tying the rookie franchise record with four passing touchdowns in a game. Over the last four weeks of the season, O'Connell threw eight touchdowns and zero interceptions, becoming just the third Raiders quarterback since 1970 to throw eight touchdowns and zero interceptions over a four-game span.

In 2022, Walker assisted an offense that ranked fifth in the NFL in scoring percentage (42.4), scoring on 73-of-172 of the team's offensive possessions. This mark was the second-highest for a Raiders offense since 2001. He also saw QB Derek Carr complete 305-of-502 passes for 3,522 yards and 24 touchdowns, which earned him Pro Bowl honors for the fourth time in his career.

Prior to the NFL, Walker spent one season as offensive coordinator and quarterbacks coach at Massachusetts (2021) after coaching wide receivers at Murray State the year prior (2020). The Racers did not compete in the 2020 season due to the COVID-19 pandemic.

Walker joined the Duke football staff as an offensive assistant ahead of the 2018 season and worked primarily with the quarterbacks for two seasons (2018-19). Walker's mentorship of QB Daniel Jones helped him post 237-of-392 passes (60 percent) for a career-high 22 touchdowns, while rushing for 319 yards and three touchdowns in his final season. Walker's development led to Jones being named Duke's Most Valuable Player and his selection by the New York Giants as the sixth overall pick in the 2019 NFL Draft.

Walker served on-staff at Tennessee Tech in 2017 as the team's wide receivers coach. The Golden Eagles averaged nearly 200 receiving yards per game, led by All-OVC First Team recipient WR Dontez Byrd who recorded a program record-setting 1,000-yard campaign.

Prior to his tenure at Tennessee Tech, Walker spent two seasons as a graduate assistant and offensive analyst at Troy University (2015-16). Walker aided a Troy offense that averaged 33.7 points and 429.6 total offensive yards per game. In 2016, he helped QB Brandon Silvers earn First-Team All-Sun Belt honors. Additionally, Walker worked with QB Gardner Minshew during their shared tenure at Troy.

Walker graduated from Mississippi State in 2014 with a bachelor's degree in kinesiology and earned his master's degree in criminal justice from Troy University. A native of Canton, Miss., Walker served as a student assistant coach at Mississippi State prior to graduation, working primarily with the team's quarterbacks from 2013-15. Walker helped aid the development of QB Dak Prescott, who set school records for rushing yards by a quarterback (986), total offense (4,435), total touchdowns (41), completion percentage (62 percent), passing yards (3,449), 200-yard passing games (12) and passing touchdowns (27) in 2014. Prescott was named an All-American and later selected by the Dallas Cowboys in the fourth round of the 2016 NFL Draft. Walker also helped coach the Bulldogs' wide receivers from 2011-12.

Walker is married to his wife, Jamie. The couple welcomed a daughter in 2023.



# COACHING STAFF



## ANTHONY CAMPANILE

DEFENSIVE COORDINATOR

SEASONS WITH JAGUARS: 1

SEASONS WITH NFL: 6

### CAMPANILE'S COACHING EXPERIENCE

Year	School/Team	Position
2025	Jacksonville Jaguars	Defensive Coordinator
2024	Green Bay Packers	Linebackers/Running Game Coordinator
2020-23	Miami Dolphins	Linebackers
2019	Michigan	Linebackers
2018	Boston College	Co-Defensive Coordinator/Defensive Backs
2016-17	Boston College	Defensive Backs
2015	Rutgers	Wide Receivers
2013-14	Rutgers	Tight Ends
2012	Rutgers	Defensive Assistant
2005	Rutgers	Student Assistant

- Spent the 2024 season as linebackers coach/running game coordinator for Green Bay, helping the Packers defense rank third in yards allowed per rush (4.0) and seventh in rushing yards allowed per game (99.4), the first time the Packers allowed less than 100 rushing yards per game since 2016
- Rookie LB Edgerrin Cooper was the only player in the NFL in 2024 and the first rookie since 2000 to post 75-plus tackles, 13-plus tackles for a loss, 3.0-plus sacks, an interception, a forced fumble and a fumble recovery in a single season under Campanile's guidance
- Spent four seasons with Miami as linebackers coach (2020-23), helping the Dolphins rank fourth in the NFL over that span in sacks (180.5), sixth in rushing defense (106.4 yards per game), eighth in takeaways (96) and third-down defense (38.6 percent) and tied-fifth in forced fumbles (56)
- In his first season as an NFL coach in 2020, saw three of his linebackers register 5.0-plus sacks, the first time in team history that Miami featured three linebackers with 5.0 or more sacks

Anthony Campanile (camp-uh-nell-ee) was hired as defensive coordinator on January 30, 2025, after spending the 2024 season as linebackers coach/running game coordinator for the Green Bay Packers. He enters his sixth season in the NFL in 2025 and first as a defensive coordinator.

In 2024, Green Bay's defense surrendered the third-fewest yards per rush (4.0) and the seventh-fewest rushing yards per game (99.4) under Campanile's guidance, the first time the Packers allowed less than 100 rushing yards per game since 2016. He also helped Green Bay's defense finish fourth in total points allowed (318) and fifth in total defense (314.5). Rookie LB Edgerrin Cooper was named NFC Defensive Rookie of the Month for December/January to close out his 2024 campaign and was the only player in the NFL in 2024 and the first rookie since 2000 to post 75-plus tackles, 13-plus tackles for a

loss, 3.0-plus sacks, an interception, a forced fumble and a fumble recovery in a single season. LB Quay Walker led the team with 102 tackles (72 solo) in 13 games to rank fifth in the NFL in solo tackles per game (5.54; min. 10 games played), while LB Isaiah McDuffie produced a career-high 94 tackles. Green Bay was one of four teams in the NFL in 2024 with three linebackers with over 75 tackles.

During his time as linebackers coach with Miami (2020-23), Campanile was a part of staffs that helped Miami rank fourth in the NFL over that span in sacks (180.5), sixth in rushing defense (106.4 yards per game), eighth in takeaways (96) and third-down defense (38.6 percent) and tied-fifth in forced fumbles (56).

In 2023, the Dolphins ranked third in the league with a single-season franchise-record 56.0 sacks and were led by LB Bradley Chubb's 11.0 sacks. Chubb also tied for the NFL lead with a career-high six forced fumbles, becoming the first Dolphin to register 10.0-plus sacks and six-plus forced fumbles in a season since LB Jason Taylor in 2006, and added career-bests for tackles (73) and quarterback hits (22). Campanile also tutored LB Jaelan Phillips, who was limited to just eight games due to injuries but registered 6.5 sacks and 11 quarterback hits as he became the first player in franchise history to register 6.0-plus sacks in each of his first three NFL seasons. In his first season with the team in 2023, LB David Long Jr. led the Dolphins with a career-high 110 tackles (62 solo). Miami ranked seventh in the league in 2023 in rushing defense (97.1 yards per game), the team's fewest rushing yards allowed per game since 2011 (95.6 yards per game), and sixth in yards allowed per carry (3.81). The Dolphins tied for the league lead by allowing just 32 runs of 10-plus yards on the season, their fewest given up in a season dating back to 2000.

Campanile's unit helped the Dolphins rank fourth in the NFL in rushing defense (103.0 yards per game) in 2022, the team's top finish since a third-overall ranking in 2011. Phillips led the team in both sacks (7.0) and quarterback hits (25) while LB Elandon Roberts paced the team with a career-high 104 tackles (65 solo) and added 10 tackles for a loss (second on the team).

In 2021, Campanile worked with a linebacker group that helped the Dolphins rank tied-fifth in the league with 48.0 sacks, tied for the fourth most in a season in team history. The linebackers accounted for 19.5 of those sacks, with Phillips setting a team rookie record with 8.5 sacks. Miami was tied for eighth in the NFL in takeaways with 26, including 12 opponent fumbles recovered, tied for fourth in the league.

In his first NFL season in 2020, Campanile was part of a staff that guided Miami to first-overall league rankings in takeaways (29) and third-down defense (31.2 percent) as the Dolphins won 10 games for the first time since 2016. For the first time in franchise history, the Dolphins had three linebackers register 5.0-plus sacks in a season (Jerome Baker, 7.0; Kyle Van Noy, 6.0; Andrew Van Ginkel, 5.5). Miami finished sixth in the NFL in scoring defense (21.1 points per game) after ranking last in the league in the category in 2019 (30.9 points per game).

In 2019, Campanile served as the linebackers coach at the University



# COACHING STAFF

of Michigan, where he helped mentor Khaleke Hudson and Josh Uche, both of whom earned Second-Team All-Big Ten recognition for the first time in their careers. Hudson led the team with 101 tackles (45 solo), good for fifth in the Big Ten, and was selected by Washington in the fifth round of the 2020 NFL Draft. Uche ranked ninth in the Big Ten with a team-high 8.5 sacks and was picked by New England in the second round of the 2020 NFL Draft.

Campanile spent the previous three seasons at Boston College (2016-18), where he coached defensive backs all three years and added co-defensive coordinator duties for his final season. He helped six of his defensive backs earn All-Atlantic Coast Conference honors with four of them going on to be selected in the NFL Draft (S John Johnson III, CB Kamrin Moore, CB Isaac Yiadom, S Will Harris). Campanile was named the National Defensive Backs Coach of the Year by both 247Sports and FootballScoop.com for his efforts in 2017.

Prior to his time at BC, Campanile spent four seasons at Rutgers, serving as a defensive assistant in 2012 before moving to the offensive side of the ball to coach tight ends (2013-14) and wide receivers (2015). In 2015, he tutored WR Leonte Carroo, who led the

Big Ten and was tied for 14th in the nation with 10 receiving touchdowns. Carroo earned Third-Team All-Big Ten honors and was selected by the Dolphins in the third round of the 2016 NFL Draft. During his time coaching tight ends for the Scarlet Knights, Campanile helped develop Tyler Kroft, who earned First-Team All-American Athletic Conference recognition and All-America honorable mention from SI.com in 2013. Kroft went on to be picked by the Cincinnati Bengals in the third round of the 2015 NFL Draft.

Campanile coached for six seasons (2006-11) at the high school level, beginning as an assistant at his alma mater, Fair Lawn (N.J.) High School, in 2006. He then coached for five seasons at Don Bosco Prep (Ramsey, N.J.), tutoring linebackers (2007-09) before serving as offensive coordinator (2010-11). Campanile helped guide the Ironmen to state titles in both 2010 and 2011 and a first-overall national ranking in 2011.

Campanile began his coaching career as a student assistant at Rutgers in 2005 after playing safety and linebacker for the Scarlet Knights from 2002-04. He and his wife, Tracey, have two daughters, Valentina and Serafina, and a son, Anthony.



# COACHING STAFF



## MATT EDWARDS

DEFENSIVE LINE COACH

SEASONS WITH JAGUARS: 1

SEASONS WITH NFL: 8

### EDWARDS' COACHING EXPERIENCE

Year	School/Team	Position
2025	Jacksonville Jaguars	Defensive Line
2024	Buffalo Bills	Assistant Defensive Line
2022-23	Las Vegas Raiders	Defensive Assistant/Pass Rush Specialist
2021	Tennessee Titans	Assistant Special Teams
2020	Tennessee Titans	Defensive Assistant
2018-19	Tennessee Titans	Assistant Special Teams
2014-17	Tiffin	Defensive Coordinator
2013	Florida Atlantic	Defensive Line/Special Teams Coordinator
2012	Miami (OH)	Linebackers/Special Teams Coordinator
2011	Miami (OH)	Defensive Ends
2006-10	Kent State	Defensive Line
2004-05	Kent State	Defensive Graduate Assistant/Video Coordinator
2003	College of Wooster	Linebackers

- Coached for a Bills defense that posted the third-highest takeaway total in the NFL (32) and their highest in a single season since 2009 (33) as assistant defensive line coach in 2024
- Helped DE Maxx Crosby earn back-to-back Pro Bowl selections in both of his seasons as defensive assistant/pass rush specialist with the Raiders (2022-23)
- In 2023, the Raiders defense recorded 46.0 total sacks, their 10th-highest total in single-season franchise history
- As defensive assistant with Tennessee in 2020, Edwards served a unit that ranked seventh in the NFL in takeaways (23)

Matt Edwards joins the Jacksonville Jaguars as defensive line coach after spending the 2024 season as assistant defensive line coach for the Buffalo Bills. Edwards brings seven years of NFL coaching experience along with 15 years of collegiate coaching experience.

In 2024, Edwards helped Buffalo's defensive unit post the third-highest takeaway total in the NFL (32) and their highest in a single season since 2009 (33). DT Ed Oliver and DE Greg Rousseau tied for

the team lead with three forced fumbles each, both players setting career highs. Rousseau also set career highs in tackles (53), tackles for loss (16) and quarterback hits (24), and his team-leading 8.0 sacks tied his previous career best.

Their 223 quarterback pressures per Next Gen Stats tied for fourth-most in the AFC and tied for eighth-most in the NFL.

Prior to Buffalo, Edwards spent two seasons (2022-23) with Las Vegas as defensive assistant/pass rush specialist. In 2023, the Raiders defense recorded 46.0 total sacks, ranking 10th-most in a single season in franchise history since 1982. Under Edwards, DE Maxx Crosby posted a team-leading, career-high 14.5 sacks in 2023, as well as 88 tackles, 22 tackles for loss and 12.5 sacks in 2022. During Edwards' stint in Las Vegas, Crosby earned back-to-back Pro Bowl selections in 2022 and 2023.

Edwards served as defensive assistant and special teams assistant for the Tennessee Titans between 2018-22. As special teams assistant, Edwards helped K Randy Bullock place ninth in franchise history in single-season points scored in 2021. During his first season as special teams assistant in 2018, he helped the Titans return unit post 32.0 yards per kickoff return, which led the league. As defensive assistant in 2020, Edwards served a defensive unit that ranked seventh in the NFL in takeaways (23).

Prior to coaching in the NFL, Edwards spent four seasons as defensive coordinator at Tiffin University (2014-17), leading the Great Lakes Intercollegiate Athletic Conference in sacks and tackles for loss in his final season. Additionally, he helped the Dragons to back-to-back winning seasons in 2016 and 2017.

Edwards returned to his alma mater, Miami (OH), to serve as defensive ends coach in 2011. In 2012, he assumed the responsibility of special teams coordinator and linebackers coach. Edwards then spent the 2013 season as Florida Atlantic's special teams coordinator and defensive line coach, finishing 11th nationally in total defense.

After beginning his coaching career as a linebackers coach at The College of Wooster in 2003, Edwards spent seven seasons at Kent State as a graduate assistant (2004-05) and defensive line coach (2006-10).

Edwards played football collegiately at Miami (OH) as a linebacker and defensive end. He was named a team captain his senior season. The Cincinnati, Ohio native earned his bachelor's degree from Miami in sport organization in 2002, and his master's degree in sport and recreational management at Kent State. He and his wife, Mary, have four sons; Andrew, Luke, Nathan and William.



# COACHING STAFF



## TEM LUKABU

LINEBACKERS COACH

SEASONS WITH JAGUARS: 1

SEASONS WITH NFL: 8

### LUKABU'S COACHING EXPERIENCE

Year	School/Team	Position
2025	Jacksonville Jaguars	Linebackers
2023-24	Carolina Panthers	Outside Linebackers
2020-22	Boston College	Defensive Coordinator
2019	Cincinnati Bengals	Linebackers
2018	Mississippi State	Linebackers
2016-17	San Francisco 49ers	Defensive Quality Control
2015	Florida International	Defensive Line
2014	Colgate	Outside Linebackers
2012-13	Tampa Bay Buccaneers	Defensive Assistant
2010-11	Rutgers	Outside Linebackers
2008-09	Rhode Island	Outside Linebackers

- Spent the past two seasons (2023-24) as outside linebackers coach for Carolina... In 2023, OLB Brian Burns was one of four players in the NFL with at least 8.0 sacks, 15 tackles for loss, 17 quarterback hits, one forced fumble, one fumble recovery and one strip sack under Lukabu's tutelage
- Served as defensive coordinator at Boston College from 2020-22... In 2021, the Eagles ranked third nationally with 173.5 passing yards allowed per game and four defenders earned All-ACC honors
- Coached linebackers at Mississippi State (2018) and helped the defensive unit finish the season ranked first in FBS and the SEC, with two starters earning All-SEC honors
- A three-year starter at linebacker at Colgate (2000-03), Lukabu was twice named Defensive Player of the Year for his conference as well as First-Team All-Patriot League (2002 and 2003)

Tem Lukabu (loo-ka-boo) is entering his eighth season coaching in the NFL and his first as linebackers coach for the Jacksonville Jaguars. Lukabu brings 17 years of coaching experience, most recently serving as outside linebackers coach for the Carolina Panthers (2023-24).

In his first season in Carolina (2023), Lukabu helped fourth-year OLB Yetur Gross-Matos record career highs in quarterback hits (10), sacks (4.5) and tackles for loss (seven). Additionally, OLB Brian Burns was one of four players in the NFL with at least 8.0 sacks, 15 tackles for loss, 17 quarterback hits, one forced fumble, one fumble recovery and

one strip sack. In 2024, OLB Jadeveon Clowney tied for the team lead with 5.5 sacks, while OLB D.J. Wonnum totaled 4.0 sacks in just eight games played.

Prior to joining the Panthers, he spent three seasons as defensive coordinator (2020-22) at Boston College. Lukabu's defense in his final season at Boston College ranked in the top 50 nationally in several defensive categories, including first downs allowed (240, 38th), passing yards allowed per game (211.2, 44th) and team tackles for loss per game (6.8, 26th). Sophomore DE Donovan Ezeiruaku was named All-ACC Second Team. Five other players at all three levels of the defense earned All-ACC Honorable Mention.

In 2021, the Eagles ranked third nationally with 173.5 passing yards allowed per game and top 30 nationally in six other defensive categories. Four members of his defense earned All-ACC honors, including a second-team, third-team and two honorable mentions. In his first season at BC (2020), Lukabu oversaw a defense that jumped over 50 spots in the rankings.

Before he served as the linebackers coach for the Cincinnati Bengals (2019), Lukabu coached linebackers at Mississippi State (2018) and helped the defensive unit finish the season ranked first in FBS and the SEC, with two starters earning All-SEC honors. Lukabu served as a defensive quality control coach with the San Francisco 49ers (2016-17), and worked primarily with the linebackers (2016), before shifting his focus to the team's secondary (2017). His first stint in the NFL came with Tampa Bay (2012-13) as a defensive assistant for the Buccaneers for two seasons.

After Lukabu began his career as player development graduate assistant at Rutgers (2006-07), he continued his college coaching career at Rhode Island (2008-09) before returning to Rutgers (2010-11), his alma mater Colgate (2014), and Florida International (2015).

A former linebacker, Lukabu was a four-year letterman and three-year starter at Colgate (2000-03). A two-time conference Defensive Player of the Year (2002 and 2003), he helped the Raiders to back-to-back Patriot League titles. He was also first-team All-Patriot League selection both seasons and was named AP Third-Team All-American.

Lukabu was born in Kinshasa, the capital and largest city in the Democratic Republic of the Congo in Central Africa. He earned a degree in history with a minor in political science from Colgate (2004). He and his wife, Kate, have three children: daughters, Zaida and Kamryn, and son, Pax.



# COACHING STAFF



## ANTHONY PERKINS

DEFENSIVE BACKS COACH

SEASONS WITH JAGUARS: 1

SEASONS WITH NFL: 4

### PERKINS' COACHING EXPERIENCE

Year	School/Team	Position
2025	Jacksonville Jaguars	Defensive Backs
2024	Green Bay Packers	Defensive Quality Control
2022-23	Oregon State	Cornerbacks
2019-21	Colorado State	Cornerbacks
2017-18	Tampa Bay Buccaneers	Assistant to the Head Coach
2015-16	Ohio University	Cornerbacks
2013-14	Indiana State	Secondary
2012	Colorado	Technical Intern

- Coached for a Packers defensive unit in 2024 that became the third team in the past 10 seasons to allow fewer than 20 points per game, fewer than 315.0 yards per game and fewer than 100.0 rushing yards per game while also posting 30-plus takeaways
- Helped guide Colorado State to one of their biggest defensive turnarounds in school history in 2019 as cornerbacks coach, ranking seventh in the nation in passing defense (181.6 yards per game) after ranking 68th in 2018 (232.0 yards per game)
- Played safety at Colorado (2008-11), appearing in 38 games with 27 starts for the Buffaloes and recording 236 tackles (140 solo), three interceptions, six passes defended, three fumble recoveries and two forced fumbles

Anthony Perkins begins his first season as defensive backs coach for the Jacksonville Jaguars after serving as defensive quality control coach for the Green Bay Packers in 2024.

In his lone season with Green Bay, the Packers finished 11-6 in the regular season with a defense that ranked fourth in the NFL in takeaways (31), fifth in total defense (314.5 yards per game), sixth in points allowed per game (19.9) and seventh in rushing yards allowed per game (99.4). In the past 10 seasons (since 2015), the 2024 Packers are one of only three teams to allow fewer than 20 points per game, fewer than 315.0 yards per game and fewer than 100.0 rushing yards per game while also posting 30-plus takeaways. Green Bay scored 117 points off turnovers, the second-highest total in the NFL. S Xavier McKinney finished second in the league in interceptions (eight), earning AP First-Team All-Pro honors and being named to the 2025 Pro Bowl Games.

Before heading to Green Bay, Perkins spent two seasons (2022-23) as cornerbacks coach at Oregon State. Perkins was part of a staff in 2023 that helped the Beavers to an 8-5 record and an appearance in the Sun Bowl. The Beavers checked in at fourth in the Pac-12 in total

defense (350.1 yards per game) and passing defense (235.8 yards per game) and tied-third with 12 interceptions. Perkins' cornerback group contributed to the Beavers' 63 passes defended on the season, which tied for 27th in the nation.

In Perkins' first season at Oregon State in 2022, he was part of a staff that helped the Beavers finish with a 10-3 record, the school's first 10-win campaign since 2006. The season was capped off with a 30-3 victory over Florida in the SRS Distribution Las Vegas Bowl. Oregon State led the Pac-12 and ranked in the top 25 in the nation in scoring defense (16th, 20.0 points per game) and total defense (24th, 332.8 yards per game) The Beavers led the Pac-12 and ranked tied-13th in the nation with 71 passes defended led by CB Ryan Cooper Jr., who ranked second in the conference with 13 passes defended. Oregon State allowed nearly 20 fewer yards through the air in 2022 (224.5 yards per game) than they did in 2021 (243.5 yards per game).

Perkins spent three seasons as cornerbacks coach at Colorado State (2019-21), where he helped guide the Rams to one of their biggest defensive turnarounds in school history in 2019. CSU ranked seventh in the nation in passing defense (181.6 yards per game) in 2019, an improvement of more than 50 yards per game from 2018 (68th, 232.0 yards per game). The No. 7 national ranking was the Rams' best in at least 30 years as they led the Mountain West Conference in the category for the first time since 2005. In 2020, Perkins tutored CB Marshaun Cameron on his way to earning First-Team All-MWC honors from Pro Football Focus.


Perkins' first full-time NFL position came with the Tampa Bay Buccaneers, where he served as the assistant to the head coach in 2017-18. He also spent time with the Buccaneers in the spring of 2016 as part of the Bill Walsh Diversity Coaching Fellowship. He spent the 2015-16 seasons as cornerbacks coach at Ohio University and also spent time with the Tennessee Titans in 2015 as part of the Bill Walsh program. Perkins served as the secondary coach at Indiana State in 2013-14 and began his coaching career at Colorado, his alma mater, as a technical intern for the Buffaloes in 2012.

Perkins played safety at Colorado (2008-11), appearing in 38 games with 27 starts for the Buffaloes, recording 236 tackles (140 solo), three INTs, six passes defended, two forced fumbles and three fumble recoveries. As a senior in 2011, he was tied for second on the team with 80 tackles (49 solo) despite missing four games due to injury. Perkins signed with the Denver Broncos as an undrafted free agent in July 2012 and appeared in three contests that preseason.

Perkins was born in Leonardtown, Md. He and his wife, Janessa, have a daughter, Imani, and a son, Trae. His grandfather, Don Perkins, played running back for the Dallas Cowboys for eight seasons (1961-68), where he was selected to six Pro Bowls, earned All-Pro recognition four times and was inducted into the team's Ring of Honor.



# COACHING STAFF



## RON MILUS

SECONDARY COACH

SEASONS WITH JAGUARS: 1

SEASONS WITH NFL: 26

### MILUS' COACHING EXPERIENCE

Year	School/Team	Position
2025	Jacksonville Jaguars	Secondary Coach
2022-24	Indianapolis Colts	Defensive Backs
2021	Las Vegas Raiders	Defensive Backs
2017-20	Los Angeles Chargers	Secondary
2013-16	San Diego Chargers	Secondary
2011-12	Denver Broncos	Secondary
2009-10	Carolina Panthers	Secondary
2008	St. Louis Rams	Secondary
2006-07	St. Louis Rams	Assistant Secondary
2004-05	New York Giants	Secondary
2003	Arizona Cardinals	Defensive Backs
2002	Denver Broncos	Nickel Backs
2000-01	Denver Broncos	Defensive Backs
1999	Texas A&M	Defensive Backs
1992-98	Washington	Defensive Backs
1991	Washington	Graduate Assistant

- Spent three seasons (2022-24) as defensive backs coach for Indianapolis and was part of a Colts defensive unit that ranked tied-fifth in the league in interceptions in 2024 (16)
- Coached S Nick Cross to a career-high 146 tackles in 2024, the second-highest total in the league among defensive backs and the most by a Colts defensive back in franchise history
- Helped S Julian Blackmon set single-season career highs in tackles (88), solo tackles (65), tackles for loss (five), passes defended (eight), interceptions (four) and fumble recoveries (two) in 2023
- In his time as defensive backs coach for the Los Angeles Chargers (2017-20), the team ranked fourth in the NFL in net passing yards allowed per game (212.3) and sixth in total yards allowed per game (329.6)

Ron Milus enters his first season in Jacksonville as secondary coach. He brings 34 years of coaching experience, including 25 years in the NFL, to Jacksonville.

Milus spent the last three seasons in Indianapolis (2022-24) as the Colts' defensive backs coach. In that span, the Colts ranked tied-11th in the league with 41 interceptions, including tying for fifth in 2024 (16). S Nick Cross registered a career-high 146 tackles, the second-highest total in the league in 2024 among defensive backs and the most by a Colts defensive back in franchise history. CB Jaylon Jones also registered a career-high 100 tackles, making Indianapolis the only team last season with two defensive backs with 100-plus tackles. In 2023, Milus helped S Julian Blackmon set single-season career highs in tackles (88), solo tackles (65), tackles for loss (five), passes defended (eight), interceptions (four) and fumble recoveries (two). CB

Kenny Moore II ranked in the top three in the NFL among cornerbacks in numerous categories, including tackles (second; 93), solo tackles (second; 68) and tackles for loss (tied-second; eight).

Prior to joining the Colts, Milus spent one season (2021) as defensive backs coach for the Las Vegas Raiders. The Raiders finished the year sixth in the AFC in total defense (337.2 yards allowed per game) with a 10-7 record, clinching their first postseason berth since 2016. Under Milus' leadership, S Tre'von Moehrig (PFWA) and CB Nate Hobbs (PFF) were each selected to All-Rookie Teams.

Milus spent eight seasons with the Chargers as secondary coach from 2013-16 and defensive backs coach from 2017-20. Milus also made NFL stops with the Denver Broncos (2000-02 and 2011-12), Carolina Panthers (2009-10), St. Louis Rams (2006-08), New York Giants (2004-05) and Arizona Cardinals (2003).

After being named the defensive backs coach in 2017, the Chargers allowed an average of 329.6 total yards per game and 212.3 net passing yards per game, marks that ranked sixth and fourth in the NFL, respectively, over that four-year span. The team finished top 10 in net passing yards allowed in each of his four seasons as defensive backs coach, including two top-five finishes.

In 2020, the club allowed just 223.6 yards per game through the air, ranking ninth in the NFL and fourth in the AFC. Leading the way for Milus' secondary was fourth-year CB Michael Davis, who led the team with a career-high three interceptions including one returned for a touchdown. Davis also posted a career-high 63 tackles and 14 passes defended, tied for eighth-most in the NFL.

In 2019, Milus mentored a position group that saw S Rayshawn Jenkins lead the team with a career-high three interceptions, while CB Casey Hayward Jr. recorded two of his own and earned Second-Team All-Pro honors from Pro Football Focus. In 2018, Milus coached rookie S Derwin James to First-Team All-Pro, All-Rookie and Pro Bowl honors, while also having CB Desmond King garner Second-Team All-Pro recognition. Hayward Jr. earned his second-consecutive Pro Bowl nod in 2017 after posting four interceptions and the second-most passes defended (22) in the NFL. That season, the Chargers ranked fourth in the NFL with 18 interceptions, 14 of which came from the secondary.

From 2013-16, Milus' unit saw S Eric Weddle earn Pro Bowl nods from 2013-14 and CB Jason Verrett garner the honor in 2015. Milus tutored Hayward Jr. to a career-high seven interceptions in 2016 in his first season with the club, as he became the first Chargers defender to capture the NFL's interceptions crown outright since the 2007 campaign. That year, the team saw 11 different players record an interception, the most in the NFL by any one team and most by a Chargers team since 2004.

Before joining the Chargers, Milus spent two seasons (2011-12) in his second stint with the Broncos as the team's secondary coach. In 2012, the Broncos led the NFL in fewest yards allowed per pass, ranking second in total defense and third in pass defense en route to capturing the AFC West crown and earning the top seed in the AFC playoffs. Milus coached CB Chris Harris Jr., who returned two of his



# COACHING STAFF

three interceptions for touchdowns, while helping CB Champ Bailey earn his 12th trip to the Pro Bowl.


Prior to his second stint with the Broncos, Milus coached the secondary of the Panthers for two seasons after making stops with the Cardinals, Giants and Rams from 2003-08. In his first stint with the Broncos from 2000-02, Milus spent his first two seasons as the team's defensive backs coach before focusing on nickelbacks in 2002. The team compiled 21 interceptions on defense in 2000, the club's highest total since 1987. In 2001, he coached CB Deltha O'Neal to a

Pro Bowl selection after tying for third in the NFL with nine interceptions.

Before entering the NFL ranks in 2000, Milus coached at Texas A&M as defensive backs coach after spending eight seasons with his alma mater at the University of Washington, including the last seven (1992-98) as defensive backs coach after starting as a graduate assistant in 1991. Milus began his coaching career in 1988, starting at his alma mater, Lincoln High School in Tacoma, Wash. Milus and his wife, Sandra, have two sons, Ryan and Bobby.



# COACHING STAFF



## DERRICK LEBLANC (luh-BLON)

ASSISTANT DEFENSIVE LINE COACH

SEASONS WITH JAGUARS: 1

SEASONS WITH NFL: 4

### LEBLANC'S COACHING EXPERIENCE

Year	School/Team	Position
2025	Jacksonville Jaguars	Assistant Defensive Line
2023-24	Arizona Cardinals	Defensive Line
2022	Miami Dolphins	Assistant Defensive Line
2020	Arkansas	Defensive Line
2017-19	Kentucky	Defensive Line
2016	North Texas	Defensive Line
2015	Pearl River CC	Defensive Coordinator/Defensive Line
2013-14	Southern Mississippi	Defensive Line
2012	Wyoming	Defensive Line
2008-11	LSU	Assistant Strength & Conditioning Coord.
2006-07	Missouri State	Defensive Line
2005	Arkansas State	Defensive Line
2001-04	Henderson State	Defensive Line/Strength & Conditioning Coord.
2000	LSU	Graduate Assistant

- In 2024 as defensive line coach, LeBlanc helped the Cardinals total 41.0 sacks to rank eighth in the NFC and 13th in the NFL
- Guided three Cardinals defensive linemen to set single-season career highs in sacks (Dante Stills, 4.5; L.J. Collier, 3.5; and Naquan Jones, 3.0) in 2024
- With Miami in 2022, LeBlanc assisted a defensive line that helped the Dolphins finish fourth in rushing defense (103.0 rushing yards allowed per game), the team's best ranking since 2011

Derrick LeBlanc (luh-BLON) enters his first season with the Jacksonville Jaguars in 2025 as assistant defensive line coach. LeBlanc brings 25 years of coaching experience to Jacksonville, including 21 years at the collegiate level, primarily with the defensive line.

LeBlanc most recently spent two seasons as defensive line coach with the Arizona Cardinals (2023-24). Under LeBlanc's leadership, the Cardinals' 7.5 sack percentage ranked fourth in the NFL in 2024. Arizona's 41.0 sacks ranked eighth in the NFC and 13th in the NFL in 2024, with three defensive linemen setting single-season career-highs (Dante Stills, 4.5; L.J. Collier, 3.5; and Naquan Jones, 3.0).

As assistant defensive line coach for Miami in 2022, LeBlanc assisted a defensive line that helped the Dolphins finish fourth in rushing defense (103.0 rushing yards allowed per game), the team's best ranking since 2011 (third). LeBlanc helped DT Christian Wilkins and

DT Zach Sieler to record breaking seasons. Wilkins totaled 98 tackles, the most by any NFL defensive lineman since 1994 and the highest total in team history. He also posted a career-high 16 tackles for loss. Sieler established a career-high 70 tackles, putting him and Wilkins in the top five in the NFL among defensive tackles.

Prior to coaching in the NFL, LeBlanc spent one season (2020) at the University of Arkansas following three seasons (2017-19) at the University of Kentucky. In 2020, LeBlanc served as defensive line coach at Arkansas where DT Jonathan Marshall became the Razorbacks only selection in the 2021 NFL Draft. During his tenure at Kentucky (2017-19), the Wildcats went to three consecutive bowl games. In 2018, Kentucky had their best finish in 41 years with 10 wins, and the Wildcats ranked fourth in the SEC in yards allowed per game (337.9). Kentucky held six opponents under 100 rushing yards for the first time since 1949.

Prior to Kentucky, LeBlanc spent one season as defensive line coach at North Texas (2016) and helped a defense that allowed 8.6 points per game less than they did the previous year. LeBlanc spent the 2015 season as the defensive coordinator/defensive line coach at Pearl River Community College following two seasons (2013-14) as the defensive line coach at Southern Mississippi where he coached future pros DT Khyri Thornton and DT Rakeem Nunez-Roches. Thornton was named second-team All-Conference USA in 2013 and was drafted by Green Bay Packers in the third-round of 2014 NFL Draft. Nunez-Roches was a First-Team All-Conference USA selection in 2014 and was drafted by Kansas City in the sixth round of the 2015 NFL Draft.

LeBlanc served as defensive line coach at Wyoming in 2012 where he mentored future NFL DT Mike Purcell, who earned First-Team All-Mountain West Conference honors. He was an assistant strength and conditioning coordinator at LSU (2008-11) where the team won the SEC Championship in his final season and made an appearance in the BCS National Championship game.

He coached the defensive line at Missouri State (2006-07) and Arkansas Tech (2005) after spending four seasons (2001-04) at Henderson State (2001-04) where he also served as the team's strength and conditioning coordinator. While at Henderson State, LeBlanc got his first coaching experience in the NFL with the Chicago Bears in 2004 as part of the Bill Walsh Diversity Coaching Fellowship.

LeBlanc began his coaching career as an offensive line/defensive line coach at Breaux Bridge (LA) High School in his hometown, and started collegiately as a graduate assistant at LSU in 2000. He played four seasons (1992-96) as both an offensive and defensive lineman at Northwestern State where he earned Southland Conference All-Academic team honors as a junior and senior.

LeBlanc graduated from Northwestern State with a degree in business administration and earned a master's degree in sports administration from LSU. He and his wife, Niema, have two sons, Dayton and Derrick, and a daughter, Kennedy.



# COACHING STAFF



## KEVIN WILKINS

ASSISTANT LINEBACKERS COACH

SEASONS WITH JAGUARS: 1

SEASONS WITH NFL: 10

### WILKINS' COACHING EXPERIENCE

Year	School/Team	Position
2025	Jacksonville Jaguars	Assistant Linebackers
2024	Michigan	Defensive Analyst
2022-23	New York Giants	Defensive Assistant
2021	Baltimore Ravens	Defensive Assistant
2017-20	Baltimore Ravens	Video Operations Coordinator
2015-16	Baltimore Ravens	Video Intern

- As defensive analyst for the University of Michigan in 2024, Wilkins contributed to a defensive unit that allowed 90.7 rushing yards per game, ranking fifth nationally
- Served as defensive assistant for the New York Giants for two seasons (2022-23)... In 2023, the Giants' defense tied for first in the NFL in takeaways (31) and tied for third in interceptions (18)
- Spent seven seasons with the Baltimore Ravens (2015-21)... While Wilkins was serving as defensive assistant in 2021, the Ravens allowed the fewest yards in the NFL

Kevin Wilkins joins the Jacksonville Jaguars as assistant linebackers coach in 2025 after spending the 2024 season as defensive analyst for the University of Michigan, coaching outside linebackers.

Wilkins contributed to a defensive unit that allowed 90.7 rushing yards per game, ranking fifth nationally. EDGE Josaiah Stewart ranked second in the Big Ten in sacks (8.5) in 2024 and finished the season as the second-highest rated edge in college football. Michigan

ended their season on a high note, defeating Ohio State and holding them to just 10 points in Columbus.

Prior to his stint at Michigan, Wilkins spent two seasons as a defensive assistant for the New York Giants (2022-23). In 2023, the Giants' defense tied for first in takeaways (31), the team's most since 2012. Further, the Giants' 18 interceptions tied for third-most in the NFL in 2023 and were the team's highest total since 2012 (21). DL Dexter Lawrence II's 53 tackles (32 solo), team-high 21 quarterback hits, seven tackles for loss, 4.5 sacks and two passes defended secured him his second consecutive Pro Bowl selection. In 2022, the Giants ranked fifth in the NFL in third-down defense, fifth in the red zone and eighth in tackling percentage.

Before his tenure with the Giants, Wilkins spent seven seasons with the Baltimore Ravens (2015-21). After two seasons as a football video intern (2015-16), Wilkins was then promoted to football video operations coordinator (2017-20), working on special projects for the Ravens coaching staff. Wilkins' work led to him joining Defensive Coordinator Wink Martindale's staff as a defensive assistant in 2021, when the unit allowed the fewest yards in the NFL.

Wilkins spent four years at the University of South Carolina, where he graduated with a degree in business management. While attending school, Wilkins worked as a video assistant under Steve Spurrier. The Gamecocks won the SEC East for the first time in school history, followed by three consecutive 11-win seasons.

The Doylestown, Pa., native was a graduate of La Salle College High School outside of Philadelphia. His older brother, Drew, is also an NFL coach, currently serving as pass rush coordinator for the Los Angeles Rams. The two previously worked together on the Giants staff in 2022-23.



# COACHING STAFF



## DREW LASCARI

ASSISTANT DEFENSIVE BACKS COACH

SEASONS WITH JAGUARS: 1

SEASONS WITH NFL: 1

### LASCARI'S COACHING EXPERIENCE

Year	School/Team	Position
2025	Jacksonville Jaguars	Assistant Defensive Backs
2022-24	Rutgers	Safeties
2020-21	Rutgers	Defensive Assistant
2019	Rutgers	Quarterbacks
2018-19	Rutgers	Special Teams Quality Control

- Spent the last three seasons as safeties coach at Rutgers (2022-24), helping S Shaquan Loyal earned honorable mention All-Big Ten status in 2024 after setting career highs in tackles (77), passes defended (nine), tackles for loss, interceptions (two) and fumble recoveries (one).
- In 2023, Lascari contributed to a unit that ranked 16th nationally in total defense (313.5), posting its best mark and ranking for a season in the Big Ten era, and 10th nationally in pass defense (176.3)... Led S Flip Dixon to honorable mention All-Big Ten honors
- In 2022, S Christian Izien and S Avery Young were named honorable mention All-Big Ten
- In his first season as safeties coach, Rutgers' defense improved by allowing 46.7 less yards per game compared to 2021, 28.1 less passing yards and 18.6 less rushing yards and posted their best mark in total defense (349.8) in 10 years

Drew Lascari enters his first season with the Jacksonville Jaguars as assistant defensive backs coach in 2025 and his first season coaching in the NFL. He spent the past seven seasons on the Rutgers football staff, most recently as safeties coach (2022-24).

In 2024, Lascari coached a safeties group that helped Rutgers to their second-consecutive winning season (7-6), their first time recording back-to-back seasons with a winning record since 2011-12. The Scarlet Knights finished sixth in the Big Ten in passes defended (51) for the season. S Shaquan Loyal earned honorable mention All-Big Ten status as voted by the media, setting career highs in tackles (77), passes defended (nine), tackles for loss, interceptions (two) and fumble recoveries (one).

The defense in 2023 helped Rutgers to its first winning season since 2014 and a victory in the Bad Boy Mowers Pinstripe Bowl. The unit ranked 16th nationally in total defense (313.5), posting its best mark and ranking for a season in the Big Ten era, and ranked 10th nationally in pass defense (176.3). The Scarlet Knights limited 10 opponents to under 30 points, five under 20 points and three in single digits to rank No. 32 nationally in scoring defense (21.2). In addition,

Rutgers ranked 10th nationally in passing defense (176.3) and 15th in red zone defense (75.6 percent), posting 11 stops. In Big Ten play, Rutgers posted its best marks for total defense (337.9) and scoring defense (25.1) in a conference season since joining the league. DB Flip Dixon earned honorable mention All-Big Ten recognition.

Lascari was promoted to safeties coach in 2022, as the defense improved by allowing 46.7 less yards per game compared to 2021, 28.1 less passing yards and 18.6 less rushing yards. The Scarlet Knights posted their best mark in total defense (349.8) in 10 years. DB Christian Izien (84 tackles with five for loss) and DB Avery Young (84 tackles and five passes defended), both starting safeties, earned honorable mention All-Big Ten status, finished their careers with over 300 tackles and signed NFL contracts. Izien had interceptions in his first two games with Buccaneers in helping the team to the playoffs as a rookie.

Lascari served as a defensive assistant for two years (2020-21), seeing DB Tre Avery earn Third Team All-Big Ten (coaches and media) in 2020 and DB Kessawn Abraham be named First Team All-Big Ten by Pro Football Focus in 2021. Avery signed with the Tennessee Titans and played in 14 games with nine passes defended as a rookie.

Lascari took over as quarterbacks coach for the final eight games of the 2019 season. He first joined the Scarlet Knights in 2018 as special teams quality control coach.

Before heading to Rutgers, Lascari spent three seasons (2015-17) at the helm of the Cardinal Mooney varsity team in Sarasota, Florida. His job responsibilities included establishing the structure, core beliefs and goals for the football program. He organized all practices, game plan implementation and scheduling, while managing a staff of 15 coaches. He also oversaw the academic progress management for each student and designed the team's strength program. Lascari led a six-win improvement as the team went from 2-8 in year one to an 8-2 regular-season record in his second season.

Lascari began his coaching career at Don Bosco Prep (NJ), where he spent five seasons with the Ironmen. He served as the offensive coordinator during his tenure, including coaching the wide receiver and quarterback positions. He also handled duties as the team's NCAA placement coordinator and head strength coach. Lascari coached former Rutgers wide receiver, All-Big Ten selection and NFL draft pick WR Leonte Carroo at Don Bosco.

A native of Pequannock, N.J., Lascari graduated from Pequannock Township High School and later played football at SUNY Cortland, where he was a four-year letterwinner and Academic All-American. He earned a bachelor's degree in health science from SUNY Cortland and a master's degree in sports management at Columbia University. He and his wife, Ashlyn, have a daughter, Serena.



# COACHING STAFF



## BILL SHERIDAN

SENIOR DEFENSIVE ASSISTANT

SEASONS WITH JAGUARS: 1

SEASONS WITH NFL: 14

### SHERIDAN'S COACHING EXPERIENCE

Year	School/Team	Position
2025	Jacksonville Jaguars	Senior Defensive Assistant
2022-24	Arlington Renegades (UFL)	Linebackers
2020-21	Air Force	Defensive Line
2019	Boston College	Defensive Coordinator
2018	Boston College	Linebackers
2014-17	Detroit Lions	Linebackers
2012-13	Tampa Bay Buccaneers	Defensive Coordinator
2010-11	Miami Dolphins	Linebackers
2009	New York Giants	Defensive Coordinator
2005-08	New York Giants	Linebackers
2003-04	Michigan	Defensive Line/Recruiting Coordinator
2002	Michigan	Linebackers
2001	Notre Dame	Safeties/Special Teams
1998-00	Michigan State	Linebackers
1996-97	Army	Defensive Backs
1992-95	Army	Linebackers
1989-91	Cincinnati	Linebackers
1987-88	Maine	Linebackers
1985-86	Michigan	Graduate Assistant
1981-84	Shrine Catholic (Mich.) High School	Assistant

- Brings 13 years of NFL coaching experience, including three seasons as a defensive coordinator (New York Giants, 2009, and Tampa Bay Buccaneers, 2012-13)
- Spent three seasons as linebackers coach for the UFL's Arlington Renegades (2023-24) and helped lead the Renegades to win their first ever (XFL) championship in 2023
- In 2020, Sheridan helped Air Force's defense finish third nationally in points allowed per game (15.0), the Academy's best mark since 1997, as well as rank fifth nationally in passing yards allowed (166.8) and fourth in red zone defense (.692)
- As linebackers coach (2005-08) for the New York Giants, Sheridan was part of a coaching staff that guided the team to four consecutive playoff appearances between 2005-08, including a Super Bowl XLII victory over the New England Patriots

Bill Sheridan returns to the NFL in 2025 as a senior defensive assistant for Jacksonville. Most recently, Sheridan spent three seasons as linebackers coach for the UFL's Arlington Renegades (2023-24). Sheridan helped lead the Renegades to win the then-XFL championship in 2023, the team's first-ever title.

Prior to his time with the Renegades, Sheridan served two seasons as defensive line coach at Air Force (2020-21). In 2020, Air Force's

defense was among the top units in program history. The defense finished third nationally in points allowed per game (15.0), Air Force's best mark since 1997. The Academy additionally ranked fifth nationally in passing yards allowed (166.8) and fourth in red zone defense (.692). Sheridan also aided in the development of DT George Silvanic, who led the Falcons in tackles for loss (4.5) and sacks (2.5) and earned an All-MW honorable mention.

As linebackers coach for Boston College (2018-19), Sheridan coached a linebacker unit that featured All-ACC LB Connor Strachan, who led the team with 91 tackles and eventually signed with Jacksonville in 2019. He also oversaw the development of LB Isaiah McDuffie and LB Max Richardson into two of the team's top tacklers.

Prior to his time at Boston College, Sheridan spent the previous 13 seasons coaching in the NFL as defensive coordinator for the New York Giants (2009) and Tampa Bay Buccaneers (2012-13), and as linebackers coach for the Giants (2005-08), Miami Dolphins (2010-11) and Detroit Lions (2014-17).

Sheridan helped the Detroit Lions to a pair of playoff appearances between 2014 and 2017 while coaching All-Pro LB DeAndre Levy in 2014. He was also the Tampa Bay Buccaneers' defensive coordinator from 2012-13, where he helped develop two-time All-Pro and Pro Bowl DL Gerald McCoy, All-Pro CB Darrelle Revis and All-Pro LB Lavonte David.

Sheridan spent two years as the linebackers coach with the Miami Dolphins from 2010-11, training two-time All-Pro and Pro Bowl LB Cameron Wake.

Sheridan's first NFL coaching stint was as linebackers coach for the New York Giants (2005-08) before becoming defensive coordinator in 2009. Sheridan helped the Giants to four consecutive playoff appearances between 2005-08, including a Super Bowl XLII victory over the New England Patriots. While at the Giants, he coached Pro Bowl LB Antonio Pierce who posted career-highs in tackles (139), solo tackles (109) and tackles for loss (10) under Sheridan's leadership in 2006.

Sheridan coached seasons at Michigan from 2002-04, including one as linebackers coach (2002). He spent two seasons as the defensive line coach (2003-04), helping lead Michigan to Big Ten titles and Rose Bowl appearances in 2003 and 2004. Additionally, he served as the recruiting coordinator for two years (2002-03). Prior to his stint at Michigan, he coached at Notre Dame in 2001 as the safeties and special teams coach.

Sheridan worked at Michigan State from 1998-00 as linebackers coach, spending two years under Spartans head coach Nick Saban. He oversaw the development of First-Team All-American LB Julian Peterson (1999), who produced a program-record 30 tackles for loss and 15.0 sacks. Peterson was also named the most valuable player of the Spartans' victory in the 2000 Citrus Bowl.

Sheridan was an assistant coach at Army for six years (1992-97), including four as linebackers coach from 1992-95 and two as defensive backs coach from 1996-97. He helped Army finish 24th in



# COACHING STAFF

the final USA Today Coaches poll in 1996 with a 10-2 record and appearance in the Independence Bowl. The Black Knights won five consecutive Army-Navy games during his first five seasons in West Point.

Before his tenure at Army, Sheridan coached linebackers at Maine (1987-88) and Cincinnati (1989-91). He began his career as an assistant coach at Shrine Catholic (Mich.) High School from 1981-84

before moving into the college ranks as a graduate assistant at Michigan (1985-86) under Bo Schembechler.

The Detroit, Mich., native earned a bachelor's degree in physical education from Grand Valley State (1982), where he was a four-year letterman and three-year starter at linebacker.

Sheridan and his wife, Jaycine, have four children: Joseph, Nicholas, Mark and Natalie.



# COACHING STAFF



## MARIO JEBERAEEL

DEFENSIVE ASSISTANT

SEASONS WITH JAGUARS: 2

SEASONS WITH NFL: 5

### JEBERAEEL'S COACHING EXPERIENCE

Year	School/Team	Position
2025	Jacksonville Jaguars	Defensive Assistant
2024	Jacksonville Jaguars	Assistant Outside Linebackers
2023	Atlanta Falcons	Special Projects (Defense)
2022	Atlanta Falcons	Assistant Offensive Line
2021	Atlanta Falcons	Diversity Coaching Intern/Offensive Line
2018-20	Abilene Christian University	Offensive Line
2015-17	Kansas	Offensive GA/Assistant Offensive Line
2013-14	University of Arkansas-Monticello	Offensive Line/Tight Ends and Fullbacks/Strength Coordinator/Recruiting Coordinator
2012	Nicholls University	Offensive Line
2010-11	Nicholls University	Offensive GA/Assistant Offensive Line
2009	Western High School	Offensive Line
2009	UNLV	Volunteer Assistant

- As assistant outside linebackers coach in 2024, Jeberaeel helped DE Travon Walker set career highs in tackles (61), tackles for loss (13), sacks (10.5; tied-eighth in the AFC) and forced fumbles (two)
- Spent three seasons with the Atlanta Falcons (2021-23)... In 2023 as special projects (defense) coach, the Falcons' defensive unit ranked third in third-down conversions, fourth in red zone efficiency and 11th in yards per game
- In 2022 as assistant offensive line coach, Jeberaeel aided a Falcons offensive line that blocked for the third-ranked rushing attack in the NFL (159.9 yards per game) and the second-most rushing yards in franchise history (2,718)

Mario Jeberaeel enters his second season with the Jacksonville Jaguars in 2025 and fifth season coaching in the NFL.

Jeberaeel spent the 2024 season as assistant outside linebackers coach. With Jeberaeel's assistance, third-year DE Travon Walker set career highs in tackles (61), tackles for loss (13), sacks (10.5) and forced fumbles (two). Walker's 10.5 sacks were tied-eighth in the AFC in 2024. DE Josh Hines-Allen produced 8.0 sacks, making the Jaguars

one of five teams in the AFC with two players with 8.0-plus sacks. Per Next Gen Stats, the Jaguars were the only team in 2024 with two pass rushers with over 60 quarterback pressures, Hines-Allen contributing 67 and Walker contributing 60.

Jeberaeel came to Jacksonville after three years with the Atlanta Falcons. In 2023, he served as the Falcons' special projects (defense) coach. In 2022, he was the assistant offensive line coach, and a diversity coaching intern/offensive line coach in 2021.

In 2023, the Falcons' defense ranked third in third-down conversions, fourth in red zone efficiency and 11th in yards per game. Atlanta's defense also tied for the second-most forced fumbles in the NFL (18). The Falcons defense produced 42.0 sacks in 2023, doubling their 2022 total. Atlanta surpassed 40.0 sacks for the first time since 2004.

In 2022, Jeberaeel assisted with an offensive line that produced the third-ranked rushing attack in the NFL (159.9 yards per game) and the second-most rushing yards in franchise history (2,718). G Chris Lindstrom was named Second-Team All-Pro.

From 2018-20, Jeberaeel served as the offensive line coach at Abilene Christian University in Abilene, Texas. In his first season as offensive line coach, the Wildcats led the Southland conference in fewest sacks allowed, while T Dakota Laws and C Bill Weber each received Second-Team All-Conference honors.

In 2019, Jeberaeel assisted with the offensive line of the Green Bay Packers as part of the Bill Walsh Minority Internship during phase two and phase three of OTAs.

Jeberaeel spent three seasons (2015-17) coaching at the University of Kansas, beginning as an offensive graduate assistant and assistant offensive line coach from 2015-16 before being promoted to quality control coach in 2017. During his time in Lawrence, he coached the offensive line, tight ends and fullbacks.

He spent three seasons at Nicholls State University from 2010-12, starting as an offensive graduate assistant and assistant offensive line coach before being promoted to offensive line coach in his final season in 2012. He also spent two seasons (2013-14) at the University of Arkansas-Monticello where he served as the offensive line, tight ends and fullbacks coach, as well as the recruiting and strength coordinator.

He began his coaching career at Western High School in Las Vegas while also serving as a volunteer assistant at his alma mater, UNLV, in 2009.

A native of Las Vegas, Nev., Jeberaeel earned a bachelor's degree in university studies from the University of Nevada – Las Vegas where he played on the Rebels' offensive line from 2004-08. He and his wife, Abbey, have three children: Louisa, Samuel and Margaret.



# COACHING STAFF



## HEATH FARWELL

SPECIAL TEAMS COORDINATOR

SEASONS WITH JAGUARS: 4

SEASONS WITH NFL: 10

### FARWELL'S COACHING EXPERIENCE

Year	School/Team	Position
2022-25	Jacksonville Jaguars	Special Teams Coordinator
2019-21	Buffalo Bills	Special Teams Coordinator
2018	Carolina Panthers	Assistant Special Teams
2016-17	Seattle Seahawks	Assistant Special Teams

- Farwell's special teams unit has produced at least one Pro Bowler in each of his three seasons with the Jaguars (LS Ross Maticcik, 2024 and 2025; P Logan Cooke, 2025; WR Jamal Agnew, 2023)
- Helped Maticcik (first team in 2023 and second team in 2024) and Cooke (second team in 2024) earn AP All-Pro honors
- Under Farwell's guidance, K Cam Little set rookie franchise records in field goals made (27) and points scored (108) in 2024 en route to being selected to the PFWA All-Rookie Team... Little's 93.1 field goal percentage was the highest in franchise history (min. 25 attempts)
- Helped Cooke set a career-high 44.8-yard net punting average in 2024 to rank second in the NFL and ranked tied-fourth in the NFL in punts inside the 20 (34) in 2024
- Under Farwell last season, the Jaguars registered their first punt return touchdown since 2020 and the longest punt return in franchise history, a 96-yarder by WR Parker Washington in Week 7 vs. New England... The 96-yard punt return was the longest in the NFL in 2024

Heath Farwell is entering his fourth season as Jacksonville's special teams coordinator and his 10th season coaching in the NFL.

Jacksonville's special teams unit has produced at least one Pro Bowler in each of Farwell's three seasons with the Jaguars. Under his leadership in 2024, P Logan Cooke earned his first Pro Bowl nomination, while LS Ross Maticcik was nominated for a second consecutive year. Both Cooke and Maticcik were named to the Associated Press All-Pro Second Team. Cooke ranked second in the NFL with a career-high 44.8-yard net punting average, and his 34 punts inside the 20-yard line tied for fourth-most in the NFL. Farwell also helped K Cam Little set rookie franchise records in field goals made (27) and points scored (108). His 93.1 field goal percentage was the highest in franchise history (min. 25 attempts). Little was also selected to the Pro Football Writers Association All-Rookie Team. WR Parker Washington scored a 96-yard punt return touchdown in Week 7 vs. New England, the longest punt return in franchise history and longest in the NFL for the season.

In 2023, K Brandon McManus converted 30-of-37 field goal attempts and was named October AFC Special Teams Player of the Month after converting 12 field goals on 12 attempts, four of which from at least 50 yards. Under Farwell's guidance, Maticcik received multiple honors for the first time in his career, being named to the 2024 Pro

Bowl Games and receiving AP First-Team All-Pro honors. Maticcik led all long snappers with eight solo tackles and became the first long snapper since 2005 to record one tackle, one forced fumble and one fumble recovery in a single game. Cooke set the franchise record for total punts inside the 20-yard line after finishing with 29 during the 2023 season.

Farwell helped K Riley Patterson convert 30-of-35 field goal attempts in 2022, including a game-winning field goal in the Wild Card Playoff game against the Chargers. LB Caleb Johnson was tied for second in the league with 16 special teams tackles. WR and returner Jamal Agnew was named to the 2023 Pro Bowl Games, and in two playoff games, Agnew had seven kickoff returns for 265 yards (37.9 average), including a long of 63 yards against Kansas City in the Divisional Round.

Before coming to Jacksonville, Farwell spent the previous three seasons (2019-21) as Buffalo's special teams coordinator after stops with Carolina (assistant special teams, 2018) and Seattle (assistant special teams, 2016-17). In 2021, Farwell coached K Tyler Bass, who made 28-of-32 field goal attempts, including a 57-yard field goal (tied for seventh-longest in the NFL for the season). Farwell also worked with P Matt Haack, who finished the season with a 42.9 gross punting average and placed 18 punts inside the 20. WR Isaiah McKenzie ranked sixth in the NFL in kick return average (24.3).

In 2020, Bills P Corey Bojorquez led the NFL in gross punting average (50.8) and ranked fifth in net punting average (44.0). In addition, Bass set multiple team records, including points scored (141) and field goals in a single game (six). Bass also set the NFL record for the longest field goal by a rookie in postseason history (54 yards). Farwell helped WR Andre Roberts lead the league in yards per kick return (30.03) and earn Pro Bowl and Second-Team All-Pro recognition. The Bills special teams unit held opponents to an average of 17.9 yards per kickoff return, the third-lowest in the league, in 2020.

In his first year as Buffalo's special teams coordinator in 2019, Roberts ranked fourth in the league with 704 kickoff return yards. Bojorquez tied for third in the NFL with 34 punts inside the 20.

Prior to joining Buffalo, Farwell was the assistant special teams coach with the Panthers in 2018 and helped Carolina hold opponents to 406 kickoff return yards during the regular season, ranking fourth in the league.

In 2017, Farwell worked as a coaching assistant/assistant special teams coach with the Seahawks. Seattle accumulated 1,004 kickoff return yards and one return TD.

Prior to his coaching career, Farwell played linebacker for Minnesota (2005-10) and Seattle (2011-14). He served as the special teams captain when the Seahawks won Super Bowl XLVIII.

Farwell began his collegiate career at San Jose State in 2000 before transferring to San Diego State (2002-04) and playing in the NFL. Farwell was born in Corona, Calif., and he and his wife, Julie, have two sons, Brock and Beau, and a daughter, Dylan.



# COACHING STAFF



## LUKE THOMPSON

ASSISTANT SPECIAL TEAMS COACH

SEASONS WITH JAGUARS: 4

SEASONS WITH NFL: 6

### THOMPSON'S COACHING EXPERIENCE

Year	School/Team	Position
2022-25	Jacksonville Jaguars	Assistant Special Teams
2019-20	Philadelphia Eagles	Assistant Special Teams
2017-18	Lafayette College	Defensive Coord./Linebackers
2014-16	Georgetown	Defensive Coord./Linebackers
2012-13	Army	Special Teams Coord./Linebackers
2006-11	Georgetown	Special Teams Coord./Linebackers
2004-05	Harvard	Outside Linebackers
2002-03	Amherst College	Linebackers
1999-2000	Holy Cross	Assistant Coach/Recruiting Coordinator
1998	Bowdoin College	Offensive Line/ Tight Ends

- Helped to produce at least one Pro Bowler on special teams in each of his three seasons as assistant special teams coach in Jacksonville
- Coached K Cam Little to rookie franchise records in field goals made (27) and points scored (108), and a tied-franchise-long 59-yard field goal
- In 2023, helped coach a unit that had the second-most kickoff return yards (688), fourth-most net yards per punt (43.8) and ninth-most yards per punt return (10.2)
- In 2022, served a special teams unit that ranked third in yards per punt (49.34) and 11th in team field goals made (30)

Luke Thompson enters his fourth season as assistant special teams coach for the Jacksonville Jaguars in 2025.

In each of his three seasons with the Jaguars, Thompson has helped to produce at least one Pro Bowler on special teams. In 2024, P Logan Cooke earned his first nomination, while LS Ross Maticcik was nominated for a second consecutive year. Both Cooke and Maticcik were also named to the Associated Press All-Pro Second Team. Cooke ranked second in the NFL with a career-high 44.8-yard net punting average, and his 34 punts inside the 20-yard line tied for fourth-most in the NFL. K Cam Little set rookie franchise records in field goals made (27) and points scored (108). His 93.1 field goal

percentage was the highest in franchise history (min. 25 attempts).

In 2023, he helped coach a unit that had the second-most kickoff return yards (688), fourth-most net yards per punt (43.8) and ninth-most yards per punt return (10.2). Maticcik was named to the Pro Bowl Games and received AP First-Team All-Pro and NFLPA First-Team All-Pro honors for the first time in his career.

In 2022, Jacksonville's special teams unit ranked third in yards per punt (49.34) and 11th in team field goals made (30). He helped K Riley Patterson convert 30 field goals which tied him for eighth-most among kickers and included a game-tying field goal against the Cowboys resulting in an overtime win (40-34) and a game-winning field goal against the Chargers in the Wild Card Round (31-30). He also helped produce the Jaguars' first Pro Bowl return specialist after WR Jamal Agnew was named to the 2023 Pro Bowl Games.

Before coming to Jacksonville, Thompson served in the same role for the Philadelphia Eagles from 2019-20. Prior to his time with the Eagles, Thompson coached in the collegiate ranks for 20 years.

In 2019, the Eagles had several standouts on special teams, including LS Rick Lovato who earned his first Pro Bowl selection in 2019 and K Jake Elliott who posted a career-high 84.6 field goal percentage. In addition, P Cameron Johnston produced top 10 finishes in gross (46.4, ninth) and net (42.3, eighth) punting averages.

Prior to the Eagles, Thompson served as the defensive coordinator and linebackers coach at Lafayette College from 2017-18. In his first season with Lafayette, Thompson helped the defense average 15.8 points against per game in Patriot League play, down from 37.3 points against per game average surrendered in 2016. Additionally, the Leopards led the Patriot League in takeaways in 2017, after finishing last in the category in 2016.


Thompson had two coaching stints at Georgetown University, originally joining the Hoyas staff as a special teams coordinator/linebackers coach from 2006-11 and then returning from 2014-16 as the program's defensive coordinator/linebackers coach. Between stays at Georgetown, he served as the special teams coordinator and linebackers coach for Army from 2012-13.

A graduate of Assumption College, Thompson began his coaching career in 1998 as the offensive line/tight ends coach at Bowdoin College. He also coached at Holy Cross, Amherst College and Harvard University.

A native of Worcester, Mass., Thompson and his wife, Kristin, have one son, Luke, and a daughter, Maddie.



# COACHING STAFF



## ERIC CIANO

DIRECTOR OF STRENGTH AND CONDITIONING

SEASONS WITH JAGUARS: 1

Eric Ciano enters his 16th season in the NFL and his first with Jacksonville in 2025. He spent the previous 15 seasons with the Buffalo Bills (2010-24), most recently as the head strength and conditioning coach, overseeing the year-round strength and conditioning program for the Bills.

In 2020, Ciano was named the NFL's strength and conditioning coach of the year by the Professional Football Strength and Conditioning Coaches Association. During the 2019 season, the Bills only used 57 players during the season, the fewest in the NFL.

In 2013, Ciano implemented the Catapult training system, a GPS-based system that collects data on each player to prevent injury, measure exertion and assist with rehabilitation. These metrics included acceleration, deceleration, change of direction, top speed and total distance run.

Before his tenure in Buffalo, Ciano spent five seasons at Georgia Tech, overseeing strength and conditioning for all of the Yellow Jackets' athletic teams, primarily football. Prior to his time with Georgia Tech, Ciano served two stints at Tennessee, first as a graduate assistant at Tennessee (1997-99), then as the associate head of strength and conditioning in 2002-04. Between his terms at Tennessee, Ciano served as the head of strength and conditioning at Louisiana Tech from 2000-02.

Ciano earned his bachelor's degree from Springfield College (Mass.) in 1997, then went on to earn his master's degree from Tennessee in 1999.

Ciano and his wife, Ashley, have three sons: Brady, Jack and Luke.



# COACHING STAFF



## PAUL JACKSON

ASSISTANT STRENGTH AND CONDITIONING COACH

SEASONS WITH JAGUARS: 1

Paul Jackson enters his first year in Jacksonville in 2025 after spending four seasons as Utah State's director of athletic development for football (2021-24).

In Jackson's final year at Utah State in 2024, eight players earned All-Mountain West honors, including three Second-Team selections. In 2023, Jackson helped Utah State to six wins and its third-straight bowl game. The Aggies had three players receive All-American honors, while nine players received All-Mountain West accolades. In his first season at Utah State (2021), Jackson and the Aggies posted 11 wins, tying the program record for wins in a season, and finished the season ranked in the AP Top 25 poll (24th).

Jackson spent the 2020 season as the director of athletic development for football at South Carolina for Head Coach Will Muschamp and prior served as the director for athletic development for football at Ole Miss for eight seasons (2012-19). During Jackson's tenure in Oxford, the Rebels achieved four bowl appearances, including back-to-back New Year's Six bowls in 2014 and 2015.

Jackson arrived in Oxford after spending the 2011 season at Southern Mississippi, where he oversaw strength and conditioning across the entire athletics department, with a particular focus on football. In his one season with the football program, the Golden Eagles posted their best record in school history at 12-2 and captured the Conference USA championship.

In 2010, Jackson served as the director of athletic development for football at Miami (Ohio). In his lone season, he helped the Redhawks to a 10-4 record en route to a MAC conference championship and a victory in the GoDaddy Bowl, becoming the first team in NCAA history to go from double-digit losses to double-digit wins in one year (1-11 in 2009).

From 2007-10, Jackson served as an assistant strength coach at LSU, working directly with the Tigers' football and volleyball teams. While in Baton Rouge, Jackson was part of an SEC and national championship-winning football team. He also contributed to the volleyball team's success, helping secure three consecutive SEC Western Division titles and one SEC championship. While with the Tigers, Jackson worked under strength and conditioning director Tommy Moffitt.

A native of White Plains, N.Y., Jackson began his career as a professional intern strength coach with the New York Giants. He also spent time as a performance enhancement specialist at the Parisi Speed School in Garwood, N.J.

Jackson is a Certified Strength & Conditioning Specialist (CSCS) through the National Strength & Conditioning Association.

Jackson lettered football at Montclair State (N.J.), spending time at both fullback and linebacker. He earned his bachelor's degree in physical education in 2006 and later received his master's in kinesiology from LSU in 2009.

Jackson is married to Kristina Hull, who played softball at Georgia Tech. The couple met when they were both on the strength and conditioning staff at LSU.



# COACHING STAFF



## LANIER COLEMAN

ASSISTANT STRENGTH AND CONDITIONING COACH

SEASONS WITH JAGUARS: 1

Lanier Coleman begins his first season in Jacksonville in 2025 as assistant strength and conditioning coach. Most recently, he served as the senior associate director of football strength and conditioning at Florida State (2020-25).

Coleman joined Florida State after five seasons at Ole Miss as an assistant strength and conditioning coach for football. In addition to his coaching responsibilities, he served as the liaison to sports nutrition and coordinated intern development. During his first season with the Rebels, the team won 10 games, secured a Sugar Bowl victory and finished the year ranked 10th in the nation.

Coleman served as an assistant strength and conditioning coach at California Berkeley from 2012-13, working primarily with softball and women's gymnastics, as well as assisting with football. In 2011, Coleman interned in athletic development at his alma mater, Louisiana-Lafayette, before accepting an assistant strength and conditioning coach position at Rice later that year. While with the Owls, he worked with football, baseball, golf, men's and women's tennis, women's track and women's swimming.

He began his coaching career as the offensive and defensive line coach at Ascension Episcopal High School in Youngsville, La., in 2010.

Coleman played football for four years at Louisiana-Lafayette, starting on the offensive line before switching to the defensive line and becoming a defensive captain his senior year. He was invited to the Minnesota Vikings rookie minicamp and played two seasons in the Southern Indoor Football League. He then had NFL opportunities as a guard with the Green Bay Packers in 2013 and as a defensive tackle with the New York Jets (2013) and Tennessee Titans (2014).

Coleman earned his bachelor's degree in general studies with a concentration in behavioral science from Louisiana-Lafayette in 2008.

He is a certified strength and conditioning specialist (CSCS) through the National Strength and Conditioning Association, is USAW certified and has earned the pn1 Precision Nutritionist certification. Coleman is a member of the Collegiate Strength and Conditioning Coaches Association.



# COACHING STAFF



## JULIAN WHITEHEAD

ASSISTANT STRENGTH AND CONDITIONING COACH

SEASONS WITH JAGUARS: 2

Julian Whitehead enters his second season as an assistant strength and conditioning coach for the Jaguars in 2025.

Before coming to Jacksonville, Whitehead served three seasons as an assistant strength and conditioning coach for Utah State's football team (2021-23) and made a brief stop at Indiana University (2024).

In his final season with the Aggies in 2023, Whitehead helped Utah State to six wins and its third-straight bowl game. The Aggies had three players receive All-American honors, while nine players received All-Mountain West accolades.

During the 2022 campaign, USU tied for second place in the Mountain Division of the Mountain West with a 5-3 mark. The Aggies had nine players earn various All-Conference accolades, including a pair of All-Americans.

In his first season at Utah State, Whitehead helped the Aggies to their best season in school history as they tied the school record with 11 wins (11-3), won their first-ever Mountain West Championship with a 46-13 victory at No. 19 San Diego State, posted a 24-13 win against Oregon State in the Jimmy Kimmel LA Bowl and finished the season ranked 24th in the nation in both polls.

Whitehead came to Utah State after spending the 2020 season as an assistant strength and conditioning coach for South Carolina's football team where he worked with 13 NFL draft picks. Whitehead also spent four years as an assistant strength and conditioning coach for Ole Miss football (2016-19) where he worked with 22 NFL draftees, as well as stops at Middle Tennessee, Kent State and a private training facility in Atlanta.

A native of Stone Mountain, Ga., Whitehead is a Certified Strength and Conditioning Specialist (CSCS) through the National Strength and Conditioning Association (NSCA), a Sports Performance Coach through USA Weightlifting (USAW) and a Corrective Exercise Specialist (CES) through the National Academy of Sports Medicine (NASM). He resides in Jacksonville with his wife, Michaela.



# COACHING STAFF



## WILL WYNKOOP

ASSISTANT STRENGTH AND CONDITIONING COACH

SEASONS WITH JAGUARS: 5

Will Wynkoop is entering his fifth season as assistant strength and conditioning coach for the Jaguars after joining the team in 2021. In his current role, Wynkoop works primarily with quarterbacks and specialists with an emphasis in performance training and biomechanics.

In 2020, Wynkoop served as a graduate assistant strength and conditioning coach for Clemson's football program. His role primarily consisted of training the quarterbacks, including Jaguars QB Trevor Lawrence, while also working with the running backs, wide receivers and defensive backs. The Tigers finished the 2020 season 10-2 with an ACC Championship win and a College Football Playoff appearance, and Lawrence was named ACC Player of the Year.

Prior to returning to Clemson as a graduate assistant, Wynkoop spent the 2019 season working as an assistant strength and conditioning coach for the Atlanta Falcons. During his time with the organization, the Falcons had two Pro Bowl selections: DT Grady Jarrett, a former Clemson Tiger, and WR Julio Jones.

Before his opportunity with the Falcons, Wynkoop served as a student administrative assistant at Clemson for four years under Director of Football Strength and Conditioning Joey Batson.

Wynkoop earned a bachelor's degree with a major in psychology and a minor in athletic leadership from Clemson and a master's degree in athletic leadership.

Wynkoop is a native of Greenville, S.C., and a graduate of Christ Church Episcopal School, where he helped the Cavaliers to a 59-1 record and four SCHSL 1A State Championships. Wynkoop served as team co-captain during his senior year.





## JAMES GLADSTONE

GENERAL MANAGER

SEASONS WITH JAGUARS: 1

### GLADSTONE'S NFL EXPERIENCE

Year	School/Team	Position
2025	Jacksonville Jaguars	General Manager
2022-24	Los Angeles Rams	Director of Scouting Strategy
2021	Los Angeles Rams	Director of Scouting
2019-20	Los Angeles Rams	Director of Scouting Strategy
2018	Los Angeles Rams	Senior Assistant to the General Manager/Player Personnel Coordinator
2016-17	Los Angeles Rams	Senior Assistant to the General Manager

James Gladstone begins his first season in 2025 as general manager of the Jacksonville Jaguars following nine seasons with the Los Angeles Rams (2016-24) as director of scouting (2022-24) and director of scouting strategy (2019-22).

During Gladstone's nine-year tenure in Los Angeles, the Rams secured four NFC West division titles and appeared in the postseason six times, including a Super Bowl LVI victory in 2021.

As director of scouting, Gladstone collaborated with General Manager Les Snead on strategic planning and oversaw the execution of day-to-day scouting processes. He was also responsible for scouting both current and prospective players, and for providing analysis on a variety of special projects. In the 2024 NFL Draft, the Rams selected OLB Jared Verse in the first round (19th overall) who went on to lead all rookies in pressures (77), hurries (56) and quarterback hits (20), tie for second in tackles for loss (11) and rank fifth in sacks (4.5). Verse was subsequently named the 2024 Associated Press NFL Defensive Rookie of the Year. The year prior, the Rams drafted WR Puka Nacua in the fifth round (177th overall) of the 2023 NFL Draft, who set rookie NFL records in receiving yards (1,486) and receptions (105). Nacua was named AP Second-Team All-Pro, earned All-Rookie honors by the Pro Football Writers of America and was nominated to the Pro Bowl.

Gladstone began his front office career with the Rams as senior assistant to the general manager from 2016-18 and personnel coordinator in 2018. In Gladstone's first NFL Draft in 2017, the Rams selected WR Cooper Kupp in the third round (69th overall) who was named to the PFWA All-Rookie Team after leading the team and ranking second in the league among rookies with 869 receiving yards. After eight seasons with the Rams (2017-24), he finished third in franchise history in receptions (634) and receiving touchdowns (57) and fourth in receiving yards (7,776). In 2021, Kupp posted the second most receiving yards in a single season in NFL history (1,947) and became the fourth player in NFL history to lead the league in receptions (145), receiving yards and receiving touchdowns (16). He was subsequently named Super Bowl LVI MVP, NFL Offensive Player of the Year and AP First-Team All-Pro and was voted to his first Pro Bowl.

Gladstone also played a role in key free-agent acquisitions in 2017, including WR Robert Woods and T Andrew Whitworth. Woods set a career-high in receiving yards (781) on 56 catches in 2017 and later went on to post back-to-back seasons with 1,000-plus receiving yards in 2018 and 2019. Whitworth was named AP First-Team All-Pro in his first season with the team, helping the offensive line give up the ninth-fewest sacks in the league (28.0) after giving up the second most in the league (49.0) the season prior.


Before entering the NFL, Gladstone worked in educational administration as the student activities director and football coach at Clayton High School in his hometown of St. Louis, Mo., and as the media and literacy coordinator and football coach at St. John Vianney High School, also in St. Louis.

Gladstone graduated from Westminster College in 2013 with a bachelor's degree in education. While attending Westminster, he was a two-time captain of the football team, was awarded Athlete of the Year honors and was named to the BSN All-American team as a wide receiver. Gladstone also holds a master's degree in education administration.

Gladstone and his wife, Julie, have a daughter, Sabine, and a son, Julien.



# PERSONNEL



## JW JORDAN

SENIOR ADVISOR TO THE GENERAL MANAGER/PERSONNEL STRATEGIST

SEASONS WITH JAGUARS: 1

JW Jordan enters his first season with the Jacksonville Jaguars in 2025 as senior advisor to the general manager/personnel strategist.

Jordan comes to Jacksonville after 13 seasons with the Los Angeles Rams (2012-24), most recently as a scouting consultant from 2021-24 after six seasons as director of draft management. Jordan originally joined the Rams in St. Louis as player personnel coordinator in 2012 and served two years as director of player evaluations, research and analysis.

From 2002-11, Jordan worked in the player personnel department of the Indianapolis Colts, where he was a member of the 2006 Super Bowl and 2009 AFC Championship teams. During this time, he gained experience in all aspects of player personnel, including college scouting, pro scouting, the salary cap and day-to-day operations.

A native of Brooklyn, N.Y., Jordan attended the University of Notre Dame from 1997-2001 and earned a bachelor's degree in finance. Jordan played football for the Fighting Irish and earned two letters as an offensive center and guard.

Jordan and his wife, Megan, have a son, John, and a daughter, Ruby.



## BRIAN XANDERS

SENIOR ADVISOR TO THE GENERAL MANAGER/PERSONNEL STRATEGIST

SEASONS WITH JAGUARS: 1

Brian Xanders is in his first season with the Jacksonville Jaguars as senior advisor to the general manager/personnel strategist.

Xanders comes to Jacksonville with 31 seasons of experience in the NFL working in a variety of player personnel, scouting, football operations and coaching roles during his time with four different organizations (Los Angeles Rams, Detroit, Denver and Atlanta). He has direct experience in player evaluations with the last 30 NFL Draft classes and 24 free agency periods.

Most recently, Xanders served eight seasons with the Los Angeles Rams as senior personnel executive (2017-24). With the Rams, he assisted with multiple successful roster reconstructions that ascended to a Super Bowl LVI victory and an 88-57 record, the fifth-most wins in that span. He worked with all areas of the club's player personnel department, including college scouting, pro personnel, coaching research and game management/strategy.

Before joining the Rams, Xanders had a four-year stint with the Detroit Lions as senior player personnel executive (2013-16). Prior to his Lions' tenure, he served four seasons with the Denver Broncos as the team's general manager (2009-12).

During his tenure as the Broncos' general manager, the Broncos executed high-producing NFL Draft classes, including six Pro Bowl players with 20 total appearances: LB Von Miller, WR Demaryius Thomas, CB Chris Harris, DT Malik Jackson, TE Julius Thomas and OG Zane Beadles. There were also eight other Pro Bowl players who were acquired, signed or extended during his tenure: QB Peyton Manning, SS Brian Dawkins, WR Brandon Lloyd, RB Willis McGahee, CB Champ Bailey, DE Elvis Dumervil, WR Brandon Marshall and OT Ryan Clady.

Xanders also supervised the day-to-day operations of the Broncos' college scouting, pro scouting, labor operations/salary cap, equipment, medical, video, football systems and football operations departments. He served on the NFL College Advisory, NFL Combine Selection and NFL Statistics Committees. Xanders was originally hired by Denver as assistant general manager in 2008.

Before joining the Broncos, Xanders worked 14 seasons (1994-2008) with the Atlanta Falcons in various scouting, player personnel, football operations, coaching and technology roles. He was a member of the Falcons' 1998 defensive coaching staff that became the first in franchise history to earn a Super Bowl appearance (XXXIII). Xanders was selected by the Falcons to attend Stanford University's NFL Program for Managers in 2005 and has given presentations at several universities on NFL player personnel issues.

A former linebacker who played for Bobby Bowden at Florida State University from 1989-92, Xanders was a member of four bowl-winning teams with the Seminoles that had a 42-7 combined record. He was an All-ACC Academic Team selection and graduated from FSU with a master's degree in business administration and a bachelor's degree in business management.

Xanders, his wife, Amy, and his two children, Reid and Mary Claire, reside in Ponte Vedra Beach, Florida.



# PERSONNEL



## BRIAN HILL

DIRECTOR OF COLLEGE SCOUTING

SEASONS WITH JAGUARS: 1

Brian Hill is entering his first season with the Jacksonville Jaguars as director of college scouting and his 17th season in the NFL. Previously, Hill spent 12 seasons with the Los Angeles Rams, including 10 as an area scout (2015-24) and two as a scouting assistant (2013-14). For the last eight seasons, he was responsible for scouting the Midwest region of the U.S. after spending two years as the West Coast area scout.

He originally entered the league in 2009 as an intern with the Cleveland Browns' video department and went on to serve in several capacities for the Browns before joining the Kansas City Chiefs as a player development intern.

Hill also spent the 2012 season as an intern in the Tennessee Titans' personnel department.

At the collegiate level, Brian coached football at Baldwin-Wallace College as a student and graduated in 2011 with a degree in sports management.

Hill is a native of Ashland, Ohio, and graduated from Ashland High School. He is married to his wife, Chelsea.



## TIM WALSH

DIRECTOR OF FOOTBALL ADMINISTRATION

SEASONS WITH JAGUARS: 28

Tim Walsh was named the Jaguars director of football administration in 2007. He is in his 28th year with the Jaguars organization.

Walsh's responsibilities include managing the Jaguars' salary cap, developing the Jaguars' strategic planning, crafting contract proposals and parameters, negotiating player contracts and budgeting and coordinating the Jaguars' compliance with the NFL's Collective Bargaining Agreement and NFL Player Personnel rules.

Walsh started his NFL career in 1996 with the NFL Management Council, for which he monitored the league-wide salary cap and analyzed NFL player contracts. Walsh graduated summa cum laude in accountancy from the University of Notre Dame and earned his master's degree in sport management from the University of Richmond. He is a member of the Leadership Jacksonville Class of 2012.



# PERSONNEL



## DEJUAN POLK

DIRECTOR OF PRO SCOUTING

SEASONS WITH JAGUARS: 10

DeJuan Polk was hired by the Jaguars as the team's assistant director of pro personnel on March 1, 2016. In 2023, Polk was promoted to director of pro scouting.

Polk is in his 10th season with the Jaguars after spending the previous 10 seasons with the Atlanta Falcons (2006-15), most recently as the pro personnel coordinator in 2015. Prior to serving as pro personnel coordinator, Polk spent three seasons (2012-14) as the director of pro scouting, where he oversaw all aspects of the pro scouting department, including preparation for free agency, advance scouting of upcoming opponents, management of the waiver wire and the evaluation of all players in the NFL and other professional leagues.

During the 2008 season, Polk served as a college scout for the Falcons, covering the Midwest region and conferences such as the Big Ten and Mid-American Conference. Polk began his tenure with the Falcons in 2006 as a pro personnel assistant, coordinating free agent workouts, maintaining the "short-list" and scouting future opponents.

In 2005, Polk served as the defensive tackles coach at South Carolina State. He spent the 2004 season as a defensive graduate assistant at Clemson University following a four-year career (1999-2003) as a defensive tackle. He was captain of the 2003 team. Polk and his wife, Katrina, have one daughter, Yara, and one son, Wynston.



## REGIS ELLER

SENIOR PERSONNEL EXECUTIVE

SEASONS WITH JAGUARS: 5

Regis Eller enters his fifth season with the Jaguars and first as senior personnel executive. Eller originally joined the Jacksonville Jaguars in 2021 as director of pro scouting and spent the past two seasons as director of player personnel (2023-24).

Prior to his executive role with the Jaguars, Eller spent 13 seasons with the Los Angeles Chargers. During his time with the Chargers, he served as the assistant director of pro scouting (2019-21) and as a pro scout (2017-19). Before this opportunity, Eller spent five seasons as an area scout in the Northeast and Mid-Atlantic regions (2011-16). He first landed with the Chargers as an assistant to the defensive coaching staff (2008).

Prior to working for the Chargers, Eller was a defensive coaching assistant for the Minnesota Vikings in 2005. He played collegiately at Northwestern University from 1999-2000. A native of Minneapolis, Eller's father, Carl Eller, played 16 NFL seasons, all but one with the Minnesota Vikings, and was inducted into the Pro Football Hall of Fame in 2004.

In 2022, Eller was selected to participate in the NFL's inaugural Coach and Front Office Accelerator Program. The program is designed to provide senior women and minority prospects with leadership development sessions with football operations experts and facilitators, as well as time spent networking directly with club owners.



# PERSONNEL



## JOSH SCOBEY

SENIOR PERSONNEL EXECUTIVE

SEASONS WITH JAGUARS: 2

Josh Scobey is in his second season with the Jaguars and his first as senior personnel executive after serving as a college scout in 2024. Before arriving in Jacksonville, he spent 12 seasons (2010-23) with the Arizona Cardinals' scouting department.

Scobey most recently served as director of college scouting for the Cardinals (2022-23). In this position, he was responsible for compiling evaluations of all collegiate players for the NFL Draft as well as managing the team's college scouting staff. He started out with Arizona as a scouting intern in 2010 and went on to serve as a scouting assistant (2012), pro scout (2013), area scout (2014-18) and western regional scout (2019-21) before his most recent role.

A sixth-round pick (185th overall) of the Cardinals in the 2002 NFL Draft, Scobey played in 62 games over six seasons in the NFL as a running back/kick returner with Arizona (2002-04), Seattle (2005-06; 2007-08) and Buffalo (2007). He finished his playing career with 186 returns for 4,160 yards and one touchdown.

Scobey graduated from Kansas State with a bachelor's degree in social science.



## TRIP MACCRACKEN

DIRECTOR OF PLAYER FINANCE

SEASONS WITH JAGUARS: 5

Trip MacCracken is in his fifth season with the Jacksonville Jaguars, serving as the team's director of player finance. He previously served as the team's director of roster management from 2021-22.

MacCracken enters his 24th season in professional football, last serving in the NFL from 2010-17 as the director of football administration for the Kansas City Chiefs. He served as the director of player personnel for both the XFL's New York Guardians in 2020 and the Arizona Hotshots (AAF) in 2019. He also worked as a college scout for the Reese's Senior Bowl in the fall of 2017 and spring of 2018.

Prior to his time in Kansas City, he was the director of football administration from 1999-2009 for the Cleveland Browns, where his duties included contract negotiations and salary cap management, in addition to other responsibilities in football operations. Prior to his time in the NFL, MacCracken completed an internship at the NFL Management Council in 1998.

A native of Hudson, Ohio, MacCracken attended Hawken School in Gates Mills, Ohio. He earned a degree from the Duke University School of Law after graduating cum laude from Hamilton College in Clinton, N.Y. He and his wife, Beth, have three children: AJ, Ellie and Tristan.



# PERSONNEL



## JOHN STEVENSON

ASSISTANT DIRECTOR OF COLLEGE SCOUTING

SEASONS WITH JAGUARS: 5

John Stevenson is in his fifth season with the Jaguars and was promoted to assistant director of college scouting in 2024. Stevenson enters his 11th year in an NFL scouting department, having previously spent six seasons with the 49ers scouting department in various roles, including the Nunn-Wooten Fellowship during training camp (2015), scouting assistant (2015-17) and area scout (2017-21).

Stevenson played for the Bemidji Axemen of the Indoor Football League and went to training camp with the Ottawa Redblacks of the Canadian Football League in 2015. In 2013, he signed with the New York Giants as an undrafted free agent.

As a senior at Georgia Southern in 2012, he led the team with 103 tackles. He was voted to the team's leadership council by his peers and was named a team captain. Additionally, Stevenson was the recipient of the 2012 Erk Russell Award, given in honor of the late Georgia Southern Head Coach Erk Russell to a player who exemplifies the traits needed to play for him. A native of Stone Mountain, Ga., Stevenson graduated from Georgia Southern in 2012 with a bachelor's degree in management as well as a minor in marketing.



## RYAN STAMPER

NATIONAL SCOUT

SEASONS WITH JAGUARS: 5

Ryan Stamper is in his fifth season with the Jacksonville Jaguars and second season as a national scout after previously serving as the director of player assessment. He is tasked with evaluating college players nationally and assessing if they fit the Jaguar culture.

A Jacksonville native, he attended First Coast High School and spent nine seasons of his career overseeing player development at Ohio State, where he was promoted to assistant athletic director for player development in 2018. Stamper built the "Real Life Wednesday" program while also helping players gain internships, job shadowing opportunities and other community service initiatives.

In his nine seasons with the Buckeyes, the team made four College Football Playoff appearances.

As a linebacker, Stamper played at the University of Florida, where he was a two-time captain and two-time member of the SEC Academic Honor Roll. The All-SEC honoree was a member of the 2006 and 2008 national championship teams. He won the team's Forrest K. "Fergie" Ferguson Award as a senior, which goes to the senior who displays outstanding leadership, character and courage.

After graduating with a degree in criminology, Stamper worked for the Titusville (Fla.) Police Department before moving to Columbus. He has a 10-year-old daughter, Ryiah.



# PERSONNEL



## JASON DESJARLAIS

PRO SCOUT

SEASONS WITH JAGUARS: 19

Jason DesJarlais is in his 19th season with the Jaguars and his second as a pro scout after serving 17 seasons in various roles. He joined the Jaguars as the BLESTO scout for the Southeast area on May 18, 2007. Prior to joining the Jaguars, he was the special teams coordinator/defensive assistant at Yale University. While at Yale, he served as a scouting intern with the Jaguars in 2006.

Prior to coaching at Yale, DesJarlais worked as the special teams/recruiting coordinator and secondary coach at Jacksonville University (2005-06) and served as the defensive coordinator/recruiting coordinator at the University of San Diego from 2002-05, including a stint in 2003 as the interim head coach. From 2000-02, he worked as a defensive line and strength coach at Bates College. Prior to that, he coached the defensive line unit at both San Diego (1999-2000) and Humboldt State University (1997-99) as well as the University of Montana Western from 1996-97.

DesJarlais attended the University of Montana Western, playing defensive end from 1992-95 and twice earning All-America honors (1994-95). He was also named Defensive MVP of the 1996 National All-Star Game. On Sept. 26, 2015, he was inducted into the University of Montana Western Hall of Fame and is a member of the 1994 Hall of Fame Football Team. DesJarlais graduated with a bachelor's degree in education, in addition to earning a master's degree in science, with an emphasis in physiology, from Humboldt State University.



## RORY SEGREST

PRO SCOUT

SEASONS WITH JAGUARS: 4

Rory Segrest is in his fourth season with the Jaguars in 2025 and his first as a pro scout. Segrest has spent 30 years coaching at the college and NFL levels throughout his career, most recently serving as assistant defensive line coach for the Jaguars for three seasons (2022-24).

In 2024, Segrest helped develop DT Maason Smith, who finished his rookie year with 17 tackles (10 solo), four quarterback hits, 3.0 sacks, three tackles for loss and three passes defended in 11 games played. Smith was one of four rookie defensive linemen in 2024 with at least 3.0 sacks.

In 2023, the Jaguars' defense tied for eighth in turnovers (27), ranked ninth in rushing yards per game (103.1) and eighth in third-down defense (36.5 percent). In his first season with Jacksonville in 2022, en route to an AFC South Division Title, he helped coach a unit that had the seventh-fewest opponent yards per rush (4.2) and had the 12th-lowest percentage of opponent rushes that resulted in a first down (24.3).

Segrest spent four seasons with the University of Louisiana (2018-21) as the assistant head coach/defensive line coach. In that span, the Ragin' Cajuns finished with a record of 41-12, a perfect 16-0 mark against members of the Sun Belt West Division, four consecutive West Division titles, four straight bowl appearances, a share of the Sun Belt title in 2020 and as the 2021 Sun Belt Conference Champions. He helped develop Andre Jones, Jr. who was drafted by the Washington Commanders.

In 2021, Segrest helped Louisiana to its first conference championship title since 2005 and second in program history. The team finished with a 12-1 record, the most single-season wins in school history. The 12 straight wins also set the program record for consecutive victories.

In 2020, Louisiana's defense ranked fourth in the Sun Belt and 31st nationally in scoring defense (22.0) and 33rd in total defense (355.4). The team broke into the national rankings for the first time in the modern era, finishing the campaign ranked No. 15 in the Associated Press Top 25 with a record of 10-1.

During the 2019 season, the defensive line helped Louisiana finish the historic campaign with the top-ranked scoring defense (19.7 points allowed per game) and the second-best total defense (371.8 yards allowed per game) in the Sun Belt Conference. The team's 11 victories marked the first double-digit win season in program history.

Prior to his time with Louisiana, Segrest spent three seasons as defensive line and specialist coach at Arkansas from 2014-16. During this time period, he helped develop Trey Flowers, Deatrich Wise, Jr., Darius Philon, and Jeremiah Ledbetter, all drafted to the NFL. Flowers (twice) and Wise (once) were Super Bowl Champions with the New England Patriots, and Ledbetter (once) with Tampa Bay. He recruited and coached several other Razorbacks that were either drafted or undrafted free agents, including Mitch Loewen, Armon Watts, McTelvin Agim, T.J. Smith and Jonathan Marshall.



# PERSONNEL

During his first season in 2014, Segrest helped the Razorbacks rank in the top 10 in the nation in both scoring and total defense for the first time since Arkansas joined the SEC in 1992. The Razorback defense became the first unit in college football history to shut out back-to-back ranked opponents as an unranked team when Arkansas blanked No. 20 LSU and No. 8 Ole Miss. Arkansas finished No. 2 in the SEC and No. 12 nationally with just 114.6 rushing yards allowed per game. Segrest helped the Razorbacks rank second in the Southeastern Conference and 12th nationally in rushing defense (116.46) in 2015.

Segrest also coached the Razorback specialists, kickoff and kickoff return units in 2014. Under his direction, Arkansas improved from the No. 67 kickoff return unit in 2013 to No. 5 in the nation and second in the SEC, averaging 23.84 yards per kickoff return in 2014.

From 2011-13, Segrest served as the defensive line coach/special teams coordinator for Samford University in his second stint with the school. Segrest's defensive unit finished the 2013 season first in the Southern Conference in sacks (29.0) while his punt return team also posted a Southern Conference-leading 11.6 yards per return. Additionally, Segrest's kickoff cover team finished first in the Southern Conference with a net of 43.7 yards. Three of his defensive linemen were either drafted or undrafted free agents, including Michael Pierce, Nick Williams and Jeremy Towns.

While with the Philadelphia Eagles, Segrest was special teams quality control/assistant defensive line coach (2006), special teams coordinator (2007-08) and defensive line coach (2009-10). In 2006 and 2010, the Eagles won the NFC East Division Title. In addition, they advanced to the NFC Championship game in 2008. Segrest also coached in the 2009 Pro Bowl.

In 2009 and 2010, the Eagles' defensive line units ranked second and fourth, respectively, in the NFL in sacks among defensive linemen. They ranked third (2010) and ninth (2009) in the league in tackles for loss by defensive linemen. Segrest also coached two-time Pro Bowler DE Trent Cole (2007 and 2009) while in Philadelphia.

Philadelphia's special teams finished third in the NFL in 2008 in field goals made, and Pro Bowl K David Akers broke franchise records with 33 field goals and 144 points scored. Also in 2008, P Sav Rocca set a then-franchise record with his single-season net punt average. Rocca and Akers were both named NFL Special Teams Player of the Month during the 2008 season.

Segrest's previous coaching stops include Samford University from 2002-05 and Southeast Missouri State, where he began in 1999 and added recruiting coordinator duties for 2000-01. He was also the defensive graduate assistant at Auburn University from 1997-99, working with the defensive line and special teams units.

His coaching career began under Gene Stallings as a student assistant at Alabama in 1994 after his playing career was cut short by an injury. He was a member of the Crimson Tide's 1992 National Championship Team and was also awarded the team's 1995 Co-Leadership Award.

A native of Waycross, Ga., and a graduate of Waycross High School, he earned his bachelor's degree in healthcare management in 1996 from Alabama, where he met his wife, Jackie. They have one son, James.



**DAVE MCCLOUGHAN**  
AREA SCOUT  
SEASONS WITH JAGUARS: 5

Dave McCloughan enters his fifth season with the Jaguars and currently serves as an area scout. McCloughan has had stops with the Oakland Raiders, where he was a college scout (1996-2004 and 2011-19), and the San Francisco 49ers, where he served as the director of college scouting (2005-10).

McCloughan played cornerback in the NFL for four seasons. He was originally drafted in the third round by the Colts in the 1991 NFL draft. He spent one season in Indianapolis and then spent one season with the Packers. He then signed with the Seahawks and spent the 1993 and 1994 seasons in Seattle. For his career, McCloughan recorded 42 total tackles and five passes defended in 48 games.

McCloughan's father, Kent McCloughan, played cornerback for the Raiders from 1965 to 1970. His brother, Scot McCloughan, served as the general manager for Washington (2015-16) and San Francisco (2005-10).

The San Leandro, Calif., native played four seasons at the University of Colorado (1986-90) and was a member of the 1991 National Championship team.



# PERSONNEL



## RICKY THOMAS JR.

AREA SCOUT

SEASONS WITH JAGUARS: 6

Ricky Thomas Jr. is entering his sixth season with the Jaguars and fourth as area scout responsible for the Southeast region. He was originally hired in July 2020 as a scouting assistant and promoted to NFS combine scout in June 2021.

Thomas played football at the University of Nevada-Reno for three seasons (2015-17), and was a grad transfer at Norfolk State, where he played for two seasons (2018-19). He received his bachelor's in journalism from the University of Nevada-Reno and his master's in media communications from Norfolk State.

In his final season at Norfolk State in 2019, Thomas was named a semi-finalist for the William V. Campbell trophy. The award recognizes an individual as the absolute best football scholar-athlete in the nation for his combined academic success, football performance and exemplary leadership.

Thomas' father, Ricky, coached in the NFL and collegiately from 1988 to 2018. His stops in the NFL included the Tampa Bay Buccaneers and the Indianapolis Colts. Thomas Jr. is originally from Indianapolis, Ind.



## ANTONIO ROBINSON

AREA SCOUT

SEASONS WITH JAGUARS: 13

Antonio Robinson was hired by the Jaguars in May 2013 and is in his 13th season in the NFL. He was promoted to area scout in June 2016. He is responsible for scouting the Central region, covering Arkansas, Kentucky, Mississippi, Missouri, Ohio and Tennessee. Robinson provides reports on the top players from those states.

Robinson is a Tallahassee, Fla., native who has three years of coaching experience at the high school level. He served as the running backs coach at Leon High School, where he was responsible for conducting drills and helping develop game plans. Robinson graduated from Florida State University in the spring of 2013 with a bachelor's degree in sport management.



# PERSONNEL



## MARTY MILLER

AREA SCOUT

SEASONS WITH JAGUARS: 24

Marty Miller is in his 24th season with the Jaguars, originally joining the organization on Feb. 21, 2002. He is in his 13th season as the West Coast area scout. In addition to covering the West Coast, Miller has additional pro personnel responsibilities scouting select free agents on NFL rosters.

Previously, Miller worked in the Northeast as a regional scout. In his initial season in Jacksonville, he worked as the team's scouting assistant. In that capacity, he assisted the pro scouting department in evaluating players in NFL Europe, the CFL, the Arena League, and doing advance scouting of NFL teams and their practice squads. Miller also served as coordinator of football administration for the Los Angeles Xtreme of the XFL and worked as a part-time staff assistant for the San Diego Chargers and the Kansas City Chiefs. He is the son of Les Miller, a longtime NFL personnel director.

Diagnosed with Young Onset of Parkinson's Disease in 2009, Miller hopes to use his platform as a representative of the NFL as a springboard to Parkinson's awareness and education. A graduate of Pacific Christian College, he and his wife, Kerinda, live in Boise, Idaho, with their daughter, Adesa, and son, Gannon.



## TYLER WALKER

AREA SCOUT

SEASONS WITH JAGUARS: 5

Tyler Walker enters his fifth season for the Jaguars and second as area scout. His primary responsibilities include conducting player evaluations and identifying upcoming draft prospects in the West Coast area.

Prior to joining the Jaguars, Walker worked as a pro liaison for the University of Oregon for two seasons (2020-21). While enrolled at Oregon, Walker served as a student recruiting assistant (2015-16), offensive line student coach (2017) and special assistant to the head coach and recruiting analyst (2018-20).

The Tigard, Ore., native graduated from the University of Oregon with a degree in sports administration in 2019.



# PERSONNEL



## MICKEEL STEWART

AREA SCOUT

SEASONS WITH JAGUARS: 4

Mickeel Stewart is in his fourth season with the Jaguars and his second as area scout, where his primary responsibility is conducting player evaluations in the Midwest area. During his first two seasons with the Jaguars (2022-2023), he helped cover parts of the Northeast and Midwest. He also assisted with player evaluations for the pro department.

Prior to joining the Jaguars, Stewart served as the assistant director of scouting and recruiting communications at West Virginia University (2021), where he led the communications department while conducting high school and transfer portal evaluations for the personnel department. In 2020, he served as a recruiting assistant at Northwestern University.

The Oswego, Ill., native graduated from Washburn University with degrees in law/legal studies and a minor in criminal justice.



## HOLDEN MCABEE

AREA SCOUT

SEASONS WITH JAGUARS: 4

Holden McAbee is in his fourth season with the Jaguars and second as a area scout, where his primary responsibility is conducting player evaluations in the Southwest area. McAbee spent his first two seasons with the Jaguars (2022-2023) as a scouting assistant, helping cover parts of the Midwest, Southeast, and Northeast regions for the college department. He also assisted with weekly advance scouting reports and evaluations for the pro department.

Prior to joining the Jaguars, McAbee served as director of player personnel at Gardner-Webb University (2021), where he led the evaluations and operations of the recruiting department. Gardner-Webb's 2022 signing class featured the two highest-rated recruits in program history and was considered the best signing class in program history. In 2020, he served as a personnel assistant at his alma mater, the University of South Carolina.

The Greer, S.C., native graduated from the University of South Carolina with degrees in management and marketing and a minor in sport and entertainment management.



# PERSONNEL



## COREY PETERS

AREA SCOUT

SEASONS WITH JAGUARS: 2

Corey Peters is entering his second season as area scout with the Jaguars.

A longtime NFL defensive lineman, Peters played five seasons in Atlanta (2010-14) and six in Arizona (2016-21). He finished his career in Jacksonville in 2022, helping the Jaguars to the divisional round of the playoffs. Peters appeared in 164 career games and made 135 starts. He totaled 336 tackles, 55 tackles for loss and 19.0 sacks.

The Louisville, Ky., native was drafted by the Falcons in the third round (83rd overall) of the 2010 Draft out of Kentucky, where he earned a bachelor's degree in secondary education. In June of 2019, Peters was inducted into the Kentucky Pro Football Hall of Fame.



## MAX ROSENTHAL

SCOUTING ASSISTANT

SEASONS WITH JAGUARS: 2

Max Rosenthal enters his second season with the Jaguars as a scouting assistant. Prior to joining Jacksonville, Rosenthal served as an offensive and special teams quality control coach at the University of Illinois (2023). In 2022, he was a student coach for the football program.

The Chicago-area native was a two-year starter at fullback for Michigan State University prior to spending the final year of his playing career at Illinois. He earned a bachelor's degree in advertising management from Michigan State in 2021, and a master's degree in strategic brand communication from Illinois in 2022.



## MIMI BOLDEN-MORRIS

SCOUTING ASSISTANT

SEASONS WITH JAGUARS: 2

Mimi Bolden-Morris is entering her second season with the Jaguars after serving as the director of operations for women's basketball at the College of William & Mary in 2023.

Before arriving at William & Mary, Bolden-Morris spent the 2022 season as an offensive graduate assistant/assistant quarterbacks coach for the University of Michigan Wolverines. She became the first woman to join a Power 5 program's staff since Carol White in the 1980s, and the first-ever female graduate assistant in the Big Ten. That season, Michigan finished 13-1, captured the Big Ten Championship and advanced to the College Football Playoff.

Bolden-Morris earned a bachelor's degree in communications from Boston College and was a member of their basketball team. She earned All-ACC Freshman Team honors following the 2017-18 season, setting the program freshman record for three-pointers with 80.

In 2022, she earned her master's degree in sports management from Georgetown. She served as a team captain for the Hoyas from 2021-22, finishing her career as the team's leading scorer and the Big East's leader in three-pointers.



# PERSONNEL



## AUSTIN LEAKE

SCOUTING ASSISTANT

SEASONS WITH JAGUARS: 2

Austin Leake is entering his second season with the Jaguars. Prior to joining Jacksonville, he served as the director of player personnel at Army West Point (2023-24) where he signed a class of over 100 future cadets. In 2023, he held the same title at Eastern Illinois University.

Leake spent the 2022 season as tight ends coach at Henderson University. Leake was previously a longtime high school coach, serving as an assistant at Bowling Green High School (2015-21) before taking over as head coach at Mark Twain High School in 2021. In his one season as head coach, the team went 10-2 for the second-winningest season in school history.

Leake graduated from Northwest Missouri State University in 2015 with a degree in physical education. He then earned his Master of Education in athletic administration in 2017 from William Woods University.





## JOHN DEVER

SENIOR VICE PRESIDENT AND CHIEF COMMUNICATIONS OFFICER

SEASONS WITH JAGUARS: 4

John Dever is in his fourth season as the team's senior vice president and chief communications officer after being hired in July 2022. Dever leads the Jaguars communications team responsible for the strategy and execution of public relations for the club's football and business operation, as well as its sister companies, Bold Events and Iguana Investments.

Dever joined the team from PGA of America, where he directed the public relations efforts for various PGA spectator championships – including the Ryder Cup, PGA Championship and KPMG Women's PGA Championship – for seven years. Prior to that, he spent a decade-plus in Major League Baseball, leading the media operation for the Washington Nationals and Montreal Expos.

A graduate of Syracuse University, Dever previously worked with the San Diego Padres and the University of Virginia. He and his wife, Karen, have three children: Kelley, Chelsea and Quinn.





## JAKE TEMME

SENIOR VICE PRESIDENT OF FOOTBALL ANALYTICS

SEASONS WITH JAGUARS: 1

Jake Temme enters his first season in Jacksonville as senior vice president of football analytics in 2025 after 11 seasons with the Los Angeles Rams (2014-24), most recently as the team's director of data and analytics (2022-24).

As director of data and analytics, Temme leveraged his expertise to utilize data-driven decision-making across all levels of the Rams organization with a particular emphasis on current and prospective player evaluation, as well as acquisition strategies each season.

Before assuming a director role, Temme served as manager of data and analytics, overseeing the football IT system (JAARS), which houses the team's personnel information. Temme's system, which he developed as an architect in the Rams' football information technology department, is the primary system of data collection, transformation and analysis, pulling from hundreds of thousands of data points from various sources utilized by the Rams' scouting operation.

Temme graduated from the University of Dayton in 2012 with a degree in entrepreneurship and management information systems with a concentration in business intelligence. He is currently pursuing a master's degree in data science from the University of Southern California.

Temme is a native of St. Louis, Mo., and a graduate of St. Louis University High. He and his wife, Holly, welcomed a daughter, Bailey, in April of 2025.



# PLAYER HEALTH AND PERFORMANCE



## JEFF FERGUSON

VICE PRESIDENT OF PLAYER HEALTH AND PERFORMANCE

SEASONS WITH JAGUARS: 5

Jeff Ferguson is in his fifth season with Jacksonville and third year as vice president of player health and performance. He joined the Jaguars as the director of athletic training in 2021 and was promoted to his current role prior to the 2022 season.

On Feb. 24, 2024, he was honored with the 2023 Fain-Cain Memorial Award for Outstanding NFL Athletic Trainer of the Year. The award is voted on by the NFL Physicians Society and is given annually to an NFL athletic trainer who best reflects the virtues of a certified athletic trainer and displays the highest level of professionalism.

Previously, Ferguson spent 13 seasons (2006-18) with the San Francisco 49ers, one year as the vice president of player health and safety for the XFL (2019-20) and, most recently, served as the CEO of WellStrong, a medical services management company, from 2020-21.

After initially joining the 49ers organization in 2006 as the team's head athletic trainer, he was promoted to director of football operations and sports medicine in 2011. He was elevated to vice president of football operations in 2013 and, from 2016-18, served as vice president of medical services/athletic trainer. In his most recent role, Ferguson was responsible for overseeing the team's entire medical and nutritional needs, including rehabilitation procedures, injury records, the training room and daily athletic training duties.

While with the XFL, Ferguson oversaw every aspect of player health and safety, including the creation of the league's COVID-19 task force. As the CEO of WellStrong, he oversaw the strategy of all medical management services, including physical therapy, general wellness, injury prevention, community outreach and durable medical equipment.

Before working in the NFL, he served as the manager of athletic team development with BREG, an orthopedic company based in Vista, Calif. From June 2005 until March 2006, Ferguson specialized in sports medicine bracing for BREG.

Prior to his move to the West Coast, Ferguson spent eight years (1997-2005) in several capacities at Kansas State University while continuing to serve as the athletic trainer for the Kansas State football program throughout his time in Manhattan. From 2002-05, he served as the assistant athletic director for sports medicine after beginning his career with the Wildcats as an assistant athletic trainer. He was responsible for the prevention, evaluation, treatment and rehabilitation of all athletic injuries, in addition to supervising medical coverage for 14 collegiate athletic teams. His staff was voted best in the Big 12 for their medical efforts from 2003-04.

From 1995-97, Ferguson was an athletic trainer with an orthopedic surgeon and physical therapy company in Louisburg, N.C. While doing graduate work at the University of Texas at Arlington, he spent two years as a graduate assistant athletic trainer while serving as the head athletic trainer for the track and field teams.

A native of Clemson, S.C., Ferguson earned his bachelor's degree in 1993 at Clemson and his master's degree in 1995 at Texas at Arlington. He got his start in college athletic training as a student athletic trainer at Clemson from 1989-93 and spent the 1992 summer as a preseason athletic trainer for the New England Patriots. He is also a certified member of the National Athletic Trainers (NATA).

Ferguson and his wife, Rebecca, have two daughters, Madelyn and Alexandra, and one son, J.C. In 2019, Ferguson was inducted into the Daniel High School (Central, S.C.) Athletic Hall of Fame.



# TEAM DOCTORS



## DR. MICHAEL YORIO

PHYSICIAN, INTERNAL MEDICINE

SEASONS WITH JAGUARS: 13

Dr. Michael Yorio is in his 13th season as the team's internal medicine physician. He is responsible for all matters dealing with illnesses and non-orthopedic injuries.

Dr. Yorio is board-certified in Internal Medicine and Sports Medicine. He sees patients at the San Marco office of Jacksonville Orthopedic Institute. Prior to arriving in Jacksonville, Dr. Yorio served as the director of player medical services for the U.S. Open Tennis Championships in Flushing Meadows, N.Y. He was also team physician for the New York Islanders of the National Hockey League and has served as team physician for the University of Maryland at College Park, Hofstra University and Molloy College.



## DR. KEVIN KAPLAN

HEAD PHYSICIAN

SEASONS WITH JAGUARS: 17

Dr. Kevin Kaplan started as the head team physician for the Jaguars in 2013 after serving as an assistant team physician from 2009-2012. He is responsible for all orthopedic matters dealing with injuries to the musculoskeletal system and works closely with the athletic trainers, physical therapists and sports scientists.

Dr. Kaplan is board-certified in orthopedic surgery with a subspecialty certification in sports medicine and maintains a private practice at the Orthopedic Specialists of Jacksonville. He completed his orthopedic residency at the New York University Langone Hospital and a fellowship at the Kertlan Jobe Orthopedic Clinic in Los Angeles. During his fellowship, Dr. Kaplan served as an assistant team physician for the Los Angeles Lakers, Dodgers, Kings and Anaheim Ducks.

He is a member of the NFL Physician Society, the American Academy of Orthopedic Surgeons, and the American Orthopedic Society for Sports Medicine. Dr. Kaplan is also a team physician for the Bolles School and consults with numerous high school and colleges in the Southeast.



# FOOTBALL OPERATIONS



## MIKE PERKINS

VICE PRESIDENT AND SPECIAL ADVISOR TO THE EVP OF FOOTBALL OPERATIONS

SEASONS WITH JAGUARS: 32

Mike Perkins is in his 32nd year with the Jaguars. In 2025, he was promoted to vice president and special advisor to the Executive Vice President of Football Operations. His primary role is overseeing the football technology department for football operations, but he has worn many hats since joining the Jaguars in 1994. The football technology department manages all IT needs for the football side of the organization. Perkins was instrumental in assisting with IT needs for the first virtual NFL Draft in league history in 2020.

After 18 years as the Jaguars' video director, Perkins was promoted in 2012 to director of football technology and facilities. Perkins' duties included the design and construction of the Jaguars' locker room upgrade at the stadium, in addition to the design, planning and implementation of office space and technology for the football facilities.

In 2013, he served as project manager for phase two of the construction, bringing a new training room, rehab room and coaches offices online. He also oversaw the design and construction of the new Jaguars football facilities. Another new initiative under Perkins' direction was the implementation of Microsoft Surfaces for use by all coaches, scouts and players to view practice and game video.

Perkins' responsibilities continue to include the shooting, compiling and editing of all game and practice video for coaches' and scouting analysis, cataloging NFL and college game video and producing "cut-ups." He also manages all video equipment and design of the Jaguars' video department, including applying the team's state-of-the-art XOS editing system and researching new technologies as they become available.

One of five current staff members who joined the franchise in 1994, Perkins was hired by the Jaguars on May 12, 1994, after serving as a video coordinator for three years at Syracuse University. Prior to that, he served with the Tampa Bay Buccaneers as an assistant video director from 1987-90. Perkins was born on May 24, 1967, in Tuscaloosa, Ala.





## HAMZAH AHMAD

DIRECTOR OF FOOTBALL OPERATIONS

SEASONS WITH JAGUARS: 13

Hamzah Ahmad is in his 13th season as director of football operations with the Jaguars. He oversees team logistics for away games and London and is involved with various football-related projects including the new football facility, the Miller Electric Center. Ahmad has also served as an NFL Football Operations Team Liaison for Super Bowl 50, LVI, and LVIII.

Prior to joining the Jaguars, Ahmad spent eight seasons with the Atlanta Falcons (2005–12) in various roles and most recently as the senior event marketing/travel advance coordinator. He began his career as a training camp intern with the Falcons and completed a total of three internships with Atlanta before being hired as a full-time staff member.

Ahmad is originally from Pakistan and moved to Jacksonville with his family when he was 12 years old. He attended Nease High School in Jacksonville and graduated with a bachelor's degree in business administration from the University of Florida in 2004. Ahmad and his wife, Brandi, have two sons, Jayden and Mayson.



# EQUIPMENT



## GEORGE PELLICER

HEAD EQUIPMENT MANAGER

SEASONS WITH JAGUARS: 23

George Pellicer enters his fourth season as the head equipment manager for the Jacksonville Jaguars having previously served as one of the team's assistant equipment managers from 2005-2021. Pellicer, who interned with the Jaguars from 2003-04, attended Florida State from 1999-02 where he worked as a student manager.

In Pellicer's current role, he is responsible for overseeing the distribution, safety and maintenance of player equipment, daily upkeep of the locker room and coordinating travel logistics for all Jaguars-related equipment on road trips. Pellicer is the primary equipment contact for fitting helmets and shoulder pads for all Jaguars players.

A St. Augustine native, Pellicer and his wife, Leslie, have two daughters, Abbie and Sophia, and one son, Mason.



# PLAYER ENGAGEMENT



## MARCUS POLLARD

DIRECTOR OF PLAYER ENGAGEMENT AND YOUTH FOOTBALL

SEASONS WITH JAGUARS: 12

Marcus Pollard is in his 12th season as director of player engagement for the Jaguars after being named to the post on March 24, 2013. In his current role, Pollard coordinates all team life skills programming as well as the Jaguars' rookie club and NFL Rookie Success Program. In addition, Pollard has a burning passion for developing people as he works closely with players on continuing education, career internships, professional development, employee assistance and financial education. He is also a polished public speaker.

Pollard played 14 seasons (1995-2008) in the NFL as a tight end and spent time with Indianapolis, Detroit, Seattle, New England and Atlanta. He earned a roster spot in 1995 with the Colts after a tryout during training camp. He went on to play in 192 games with 131 starts and recorded 349 receptions for 4,280 yards and 40 touchdowns. A native of Lanett, Ala., Pollard played basketball at Bradley University for two years after transferring from Seward County Community College in Liberal, Kan. He did not play collegiate football. Following his retirement, Pollard served as an assistant coach at Lanett High School in Alabama from 2008-12.

He and his wife, Amani, were cast members of the reality television show *The Amazing Race* in 2011. The couple has two sons, Myles Ashton and Micah Jayden, and two daughters, Aja Amani and Ayris Mae.



# BUSINESS OPERATIONS LEADERSHIP TEAM



## CHAD JOHNSON

CHIEF OPERATING OFFICER

SEASONS WITH JAGUARS: 14

Chad Johnson serves as the Jaguars' chief operating officer and is responsible for a diverse cross-section of club priorities, ranging from ticket sales to stadium operations to content creation and beyond. He was promoted to COO in 2022 after a decade of service to the organization.

Johnson originally joined the Jaguars as vice president of sales in May 2012 and was promoted to senior vice president of sales and service in February 2013, overseeing ticketing and guest services. His responsibilities grew in 2017 with the opening of Daily's Place Amphitheater adjacent to EverBank Stadium. Since the opening, Johnson has overseen the booking and execution of more than 175 concerts and welcomed more than 875,000 music fans to the brand-new venue. In 2018, he was named chief content officer.

In 2021, Johnson's role expanded again to include oversight of the Jaguars' full slate of content creators across the marketing, broadcast and events departments. His teams are responsible for all content across the Jaguars' social and digital channels and the complete game day experience at EverBank Stadium. Johnson also took on management of stadium operations, including food, beverage, merchandise and facilities. In 2022, he added international operations to his plate, overseeing the team's continued presence in the UK, playing at least one game annually in London.

Prior to joining the Jaguars, Johnson spent a decade overseeing sales and service for multiple professional sports franchises, including the Miami Marlins, Florida Panthers and Tampa Bay Lightning. Johnson, who is originally from Chicago, graduated from Augustana College in Rock Island, Ill. He and his wife, Mary Beth, live in Atlantic Beach with daughters Victoria, Samantha, Cate and Janie.



## DREW FRICK

SENIOR VICE PRESIDENT OF REAL ESTATE AND DEVELOPMENT

SEASONS WITH JAGUARS: 4

Drew Frick was hired as the Jaguars' senior vice president of real estate and development in May 2022. In Frick's role, he leads the organization's plans to revitalize downtown Jacksonville, including the Miller Electric Center, Shipyards and the team's Stadium of the Future. Frick oversees a team leading multiple projects through every phase of development from design to completion, including land acquisition, master planning, permitting, construction and leasing.

Frick most recently served as the president of Gate Lands (the real estate and development subsidiary of Gate Petroleum Company) and as vice president and general counsel for Gate Petroleum Company, a diversified, privately held company based in Jacksonville with several businesses including convenience stores, concrete manufacturing, real estate development and hospitality.

Prior to his 18 years with Gate, Frick spent four years with Rogers Towers, a law firm headquartered in Jacksonville. Through his work with both companies, he has been involved in many of North Florida's most distinctive office, residential, hospitality and retail developments, several of which have been recognized with local and national awards for planning, architecture, landscape design and marketing success.

Frick currently serves on the board of directors for the Seamark Ranch and the Jacksonville Chamber Board of Directors. He has been appointed by the Jacksonville City Council to serve on the Joint Planning Committee, an advisory body to the Duval County School Board and Jacksonville City Council in matters relating to the selection and utilization of all sites for schools, libraries, parks and community centers.

He is a graduate of Clemson University and holds a Juris Doctor degree from the University of Georgia School of Law. Frick is also a member of The Florida Bar and has been admitted to practice law in Florida since 2000.

Frick and his wife, Andrea, are natives of Jacksonville and have two daughters, Ellie and Katie.



# BUSINESS OPERATIONS LEADERSHIP TEAM



## JESSICA JONES

SENIOR VICE PRESIDENT OF HUMAN RESOURCES

SEASONS WITH JAGUARS: 14

Jessica Jones is the senior vice president of human resources for the Jacksonville Jaguars, Bold Events, Union Jax and the Jaguars Foundation. Jones, who joined the company in 2012, is responsible for leading the Jaguars' overall human resources strategy, talent acquisition, leadership development, diversity and inclusion, organizational design and cultural development, total rewards, learning and development, compensation, HR operations and employee relations.

Since joining the Jaguars, Jones has led initiatives to standardize hiring processes, established comprehensive professional development programs, expanded benefits, including paid FMLA and parental leave, a comprehensive wellness program, ERG programming, and an internal recognition program, which includes the team's annual PRIDE awards.

Prior to joining the Jaguars, Jones worked in a variety of roles in employment law, contract management and litigation.

Jones also serves on the Board of Directors for the Ronald McDonald House Charities, is a member of the Florida CHRO Summit Governing Body and is on the Florida Chamber Board of Governors. Jones has served on the NFL HR's Planning Committee for the NFL HR Summit and in 2019 hosted the NFL HR Summit. Previously, Jones served on the Board of Directors for the North Florida Juvenile Diabetes Research Foundation. In 2017, she was named in the Winner's Circle for Top Corporate Leader Over 35 by HR.com. In 2024, Jones was selected for NFL's inaugural leadership development program, "NFL Impact" in partnership with the UCLA Anderson School of Management, which is tailored to support and further develop senior women at the NFL's league offices and 32 clubs.



## MARK SIROTA

SENIOR VICE PRESIDENT OF BUSINESS PLANNING AND CHIEF FINANCIAL OFFICER

SEASONS WITH JAGUARS: 11

Mark Sirota was elevated to senior vice president of business planning and chief financial officer in May 2022, having already served as chief financial officer since 2020. He is entering his 11th season with the Jaguars. Sirota is responsible for providing integrated financial oversight across the portfolio of sports and entertainment properties owned by the Khan family, development and implementation of strategic initiatives and application of business analytics and insights across the organization.

Prior to joining the Jaguars, Sirota worked for the Boston Red Sox, where he helped to lead the company's budgeting and forecasting efforts and focused on optimizing ticket and concession revenue. He began his career at Huron Consulting Group. Sirota earned a bachelor's degree in finance and accounting from Boston College and an MBA from Boston University. He and his wife, Janice, have a daughter, Isla, and a son, George.



# BUSINESS OPERATIONS LEADERSHIP TEAM



## MEGHA PAREKH

EXECUTIVE VICE PRESIDENT AND CHIEF LEGAL OFFICER

SEASONS WITH JAGUARS: 12

Megha Parekh joined the Jaguars in 2013 and was elevated to her current role as executive vice president and chief legal officer in May 2021. She manages the stadium development, legal, technology, security, office services and people development teams for the Khan family's portfolio of sports, entertainment and development companies. Parekh's group is responsible for all legal matters; employee training, support and development; technological systems; security and supporting local real estate development opportunities.

Since joining the Jaguars, Parekh has worked on Shad Khan's acquisition of Fulham Football Club, public-private funded improvements to EverBank Stadium (including the addition of the video boards and pools), the 2017 opening of Daily's Place, multiple naming rights partnerships, the launch of All Elite Wrestling, real estate developments around the stadium and the securing of a new agreement to reimagine the stadium and extend the Jaguars lease for 30 years. Parekh also serves on the board of the Jaguars Foundation and volunteers with Habitat for Humanity and the Crisis Text Line as a crisis counselor. Parekh joined the law firm Proskauer in 2009 after graduating magna cum laude from Harvard College and Harvard Law School.



## SCOTT MASSEY

SENIOR VICE PRESIDENT OF CORPORATE PARTNERSHIPS

SEASONS WITH JAGUARS: 14

Scott Massey, now entering his 14th season with the Jaguars, is responsible for leading the organization's sponsorship sales teams in Jacksonville and London. Both sponsorship teams are tasked with securing new corporate partners, as well as ensuring existing partners receive significant value for their investment with the Jaguars and the Jaguars' annual game in the U.K. In 2018, Massey's role expanded to include oversight over Fulham Football Club's sponsorship team in London. Fulham FC is London's oldest football club and plays in the English Premier League.

Massey is also responsible for the sponsorship sales efforts for Daily's Place, a 5,500-seat amphitheater in Jacksonville that opened in 2017 and is uniquely connected to EverBank Stadium. Massey's team negotiated the naming rights agreement with Daily's as well as Founding and Headliner Partner sponsorships for the venue.

Prior to the Jaguars, Massey spent nine years at the PGA TOUR as vice president of business development/title sponsor relations. Before moving into the title sponsor capacity, he managed several of the PGA TOUR's largest official marketing partnerships. Prior to joining the PGA TOUR, Massey previously held sales roles with several sports-related companies, including International Management Group (IMG), golfweb.com and Quokka Sports.

Massey grew up in Boulder, Colorado, and is a graduate of the University of Colorado, where he earned his bachelor's degree in finance. He and his wife, Nancy, have two sons, Hanks and Davis.



# BUSINESS OPERATIONS LEADERSHIP TEAM



## WHITNEY MEYER

SENIOR VICE PRESIDENT AND CHIEF COMMUNITY IMPACT OFFICER

SEASONS WITH JAGUARS: 5

Whitney Meyer was hired as the Jaguars' senior vice president and chief community impact officer in October 2021. In her role, Meyer is responsible for the development and implementation of the Jaguars' community impact initiatives, including operations of the Jaguars Foundation, Inspire Change and Social Justice Initiatives, and community activities in connection with local development projects.

Meyer is a Jacksonville native and a graduate of both UNF and Paxon High School. She currently serves on the Jacksonville Public Education Fund Board, JAX Chamber Hightower Fellowship Board and the World Affairs Council Board. She is also a frequent volunteer for the Friends of Boone Park South. In April 2022, Meyer was selected to the Jacksonville Business Journal's 40 under 40 list.





# YASIR ABDULLAH | 56

**POSITION:** LINEBACKER  
**HT:** 6-1 | **WT:** 240 | **DOB:** 4-12-2000  
**COLLEGE:** LOUISVILLE  
**HOMETOWN:** MIRAMAR, FLA.  
**ACQ:** D5-23  
**EXP:** 3rd YEAR

@AbYasir  
 @yasirabdullah\_22

## KEY TRANSACTIONS

- Originally drafted by Jacksonville in the fifth round (136th overall) of the 2023 draft

## PRO

### 2024 (Jaguars)

- Saw action in 14 games and started three... Posted 15 tackles (11 solo) and one quarterback hit... Added three tackles on special teams
- 1/5 at IND:** Saw action at linebacker and recorded one quarterback hit
- 9/23 at BUF:** Started at linebacker and recorded a career-high-tying three tackles (two solo)
- 9/8 at MIA:** Saw action at linebacker and set a single-game career high in solo tackles (three)

### 2023 (Jaguars)

- Appeared in five games as a rookie
- 10/8 at BUF:** Recorded one quarterback hit
- 10/1 vs. ATL:** Recorded one solo tackle
- 9/10 at IND:** Saw action in first-career NFL game

## COLLEGE

- Finished his career at Louisville eighth in career sacks (23.5) and second in tackles for loss (43)
- Recorded 210 total tackles (124 solo) in five seasons
- In 2022, was named first-team All-ACC... Led the conference with 9.5 sacks, which ranked 15th in the nation
- Played in the East-West Shrine Game

## PERSONAL

- His father, Xavier McCray, played football at Florida
- Majored in sports administration
- Favorite athlete growing up was Bills OLB Von Miller

## YASIR ABDULLAH'S NFL REGULAR SEASON DEFENSIVE STATISTICS

DATE	TEAM	GP	GS	TACKLES					INTERCEPTIONS					O. FUMB					ST					MISC			
				TK	S	A	TFL	YDS	SK	YDS	QBH	NO	YDS	LG	TD	PD	FF	FR	TD	YDS	TK	S	A	FF	FR	S	A
2023	Jaguars	5	0	1	1	0	0	0	0.0	0.0	1	0	0	0	0	0	0	0	0	0	0	0	0	0	0	0	0
2024	Jaguars	14	3	15	11	4	0	0	0.0	0.0	1	0	0	0	0	0	0	0	0	0	0	3	3	0	0	0	0
<b>NFL TOTALS</b>		<b>19</b>	<b>3</b>	<b>16</b>	<b>12</b>	<b>4</b>	<b>0</b>	<b>0</b>	<b>0.0</b>	<b>0.0</b>	<b>2</b>	<b>0</b>	<b>0</b>	<b>0</b>	<b>0</b>	<b>0</b>	<b>0</b>	<b>0</b>	<b>0</b>	<b>0</b>	<b>0</b>	<b>3</b>	<b>3</b>	<b>0</b>	<b>0</b>	<b>0</b>	<b>0</b>

## SINGLE-GAME HIGHS: DEFENSIVE

**Total Tackles** 3 at Houston Texans, Sep 29, 2024  
 3 at Buffalo Bills, Sep 23, 2024  
 ...1 more at 3.

**Solo Tackles** 3 at Miami Dolphins, Sep 08, 2024  
 2 vs. New England Patriots, Oct 20, 2024  
 ...2 more at 2.



**2024 GAME-BY-GAME REGULAR-SEASON STATISTICS (JAGUARS)**

DATE	OPPONENT	P/S	TACKLES							INTERCEPTIONS					O. FUMB				ST				MISC		SCORE		
			TK	S	A	SK	YDS	TFL	YDS	QBH	NO	YDS	LG	TD	PD	FF	FR	TD	YDS	TK	S	A	FF	FR		S	A
09/08	at Dolphins	P	3	3	0	0.0	0.0	0	0	0	0	0	0	0	0	0	0	0	0	0	0	0	0	0	0	L	17-20
09/15	Browns	S	0	0	0	0.0	0.0	0	0	0	0	0	0	0	0	0	0	0	1	1	0	0	0	0	0	L	13-18
09/23	at Bills	S	3	2	1	0.0	0.0	0	0	0	0	0	0	0	0	0	0	0	0	0	0	0	0	0	0	L	10-47
09/29	at Texans	S	3	2	1	0.0	0.0	0	0	0	0	0	0	0	0	0	0	0	0	0	0	0	0	0	0	L	20-24
10/06	Colts		ON INACTIVE LIST																							W	37-34
10/13	at Bears	P	0	0	0	0.0	0.0	0	0	0	0	0	0	0	0	0	0	0	0	0	0	0	0	0	0	L	16-35
10/20	Patriots	P	2	2	0	0.0	0.0	0	0	0	0	0	0	0	0	0	0	0	1	1	0	0	0	0	0	W	32-16
10/27	Packers	P	0	0	0	0.0	0.0	0	0	0	0	0	0	0	0	0	0	0	0	0	0	0	0	0	0	L	27-30
11/03	at Eagles	P	0	0	0	0.0	0.0	0	0	0	0	0	0	0	0	0	0	0	1	1	0	0	0	0	0	L	23-28
11/10	Vikings	P	3	1	2	0.0	0.0	0	0	0	0	0	0	0	0	0	0	0	0	0	0	0	0	0	0	L	7-12
11/17	at Lions		ON INACTIVE LIST																							L	6-52
12/01	Texans		ON INACTIVE LIST																							L	20-23
12/08	at Titans	P	0	0	0	0.0	0.0	0	0	0	0	0	0	0	0	0	0	0	0	0	0	0	0	0	0	W	10-6
12/15	Jets	P	1	1	0	0.0	0.0	0	0	0	0	0	0	0	0	0	0	0	0	0	0	0	0	0	0	L	25-32
12/22	at Raiders	P	0	0	0	0.0	0.0	0	0	0	0	0	0	0	0	0	0	0	0	0	0	0	0	0	0	L	14-19
12/29	Titans	P	0	0	0	0.0	0.0	0	0	0	0	0	0	0	0	0	0	0	0	0	0	0	0	0	0	W	20-13
01/05	at Colts	P	0	0	0	0.0	0.0	0	0	1	0	0	0	0	0	0	0	0	0	0	0	0	0	0	0	L	23-26+
<b>2024 TOTALS</b>			<b>14-3</b>	<b>15</b>	<b>11</b>	<b>4</b>	<b>0.0</b>	<b>0.0</b>	<b>0</b>	<b>0</b>	<b>1</b>	<b>0</b>	<b>0</b>	<b>0</b>	<b>0</b>	<b>0</b>	<b>0</b>	<b>0</b>	<b>3</b>	<b>3</b>	<b>0</b>	<b>0</b>	<b>0</b>	<b>0</b>	<b>0</b>	<b>4-13</b>	

+ - Overtime





# LEQUINT ALLEN JR. | 36

**POSITION:** RUNNING BACK  
**HT:** 6-0 | **WT:** 201 | **DOB:** 8-5-2004  
**COLLEGE:** SYRACUSE  
**HOMETOWN:** MILLVILLE, N.J.  
**ACQ:** D7-'25  
**EXP:** R

@JrLequint  
 @lequintallenjr

## KEY TRANSACTIONS

- Originally drafted by Jacksonville in the seventh round (236th overall) of the 2025 draft

## COLLEGE

- Totaled 514 career carries for 2,359 yards and 26 touchdowns, along with 119 receptions for 848 yards and six touchdowns at Syracuse
- His 32 total touchdowns are fifth in school history, while his 26 rushing touchdowns are ninth-most
- One of six players in program history with back-to-back 1,000-yard rushing seasons (2023, 2024)
- In 2024, ran 228 times for 1,021 yards and 16 touchdowns and set program records in receptions (64) and receiving yards (521) by a running back... One of two players nationally with 1,000-plus rushing yards and 500-plus receiving yards... Honorable Mention All-ACC at the running back and all-purpose positions
- Finished the 2023 season with the 12th-most rushing yards in a season in program history (1,064) while leading the team with 38 receptions... Named Second-Team All-ACC at running back and Honorable Mention All-ACC at the all-purpose position

## PERSONAL

- Attended Millville High School (N.J.) and was named the Gatorade New Jersey Football Player of the Year after running for 1,903 yards and 26 touchdowns on 229 carries in 2021
- Played defensive back, collecting a team-leading 131 tackles to go along with seven tackles for loss, four passes defended, five interceptions, three forced fumbles and a sack
- Also played for the baseball team and ran indoor track
- Cousin is RB Ryquell Armstead, whom the Jaguars drafted in the fifth round in 2019

### LEQUINT ALLEN JR.'S COLLEGE RUSHING/RECEIVING STATISTICS

DATE	TEAM	GP	GS	RUSHING					RECEIVING				
				NO.	YDS.	AVG.	LG	TD	NO.	YDS.	AVG.	LG	TD
2022	Syracuse	13	1	41	274	6.7	90	1	17	117	6.9	41	1
2023	Syracuse	13	13	245	1,063	4.3	56	9	38	210	5.5	26	1
2024	Syracuse	13	13	228	1,021	4.5	30	16	64	521	8.1	33	4
<b>TOTALS</b>		<b>39</b>	<b>27</b>	<b>514</b>	<b>2,358</b>	<b>4.6</b>	<b>90</b>	<b>26</b>	<b>119</b>	<b>848</b>	<b>7.1</b>	<b>41</b>	<b>6</b>

### LEQUINT ALLEN JR.'S COLLEGE RETURN STATISTICS

DATE	TEAM	KICKOFF RETURNS					PUNT RETURNS					
		RET.	YDS.	AVG.	LG	TD	NO.	FC	YDS.	AVG.	LG	TD
2022	Syracuse	2	49	24.5	35	0	0	0	0	0.0	0	0
2023	Syracuse	0	0	0.0	0	0	5	0	91	18.2	53	0
2024	Syracuse	0	0	0.0	0	0	0	0	0	0.0	0	0
<b>TOTALS</b>		<b>2</b>	<b>49</b>	<b>24.5</b>	<b>35</b>	<b>0</b>	<b>5</b>	<b>0</b>	<b>91</b>	<b>18.2</b>	<b>53</b>	<b>0</b>




**COLLEGE 2024 GAME-BY-GAME STATISTICS (SYRACUSE)**

DATE	OPPONENT	P/S	RUSHING					RECEIVING					W/L	SCORE
			NO.	YDS.	AVG.	LG	TD	NO.	YDS.	AVG.	LG	TD		
08/31	Ohio	S	15	98	6.5	27	0	4	24	6.0	10	1	W	38-22
09/07	Georgia Tech	S	15	83	5.5	24	0	5	47	9.4	28	0	W	31-28
09/20	Stanford	S	8	25	3.1	9	0	4	43	10.8	16	0	L	24-26
09/28	Holy Cross	S	16	81	5.1	17	1	7	54	7.7	13	0	W	42-14
10/04	at UNLV	S	19	71	3.7	14	2	9	58	6.4	10	2	W	44-41+
10/12	at NC State	S	21	91	4.3	21	1	2	28	14.0	18	0	W	24-17
10/24	at Pittsburgh	S	15	32	2.1	8	0	6	20	3.3	6	0	L	13-41
11/02	Virginia Tech	S	21	121	5.8	25	3	5	37	7.4	16	0	W	38-31+
11/09	at Boston College	S	16	50	3.1	11	2	5	57	11.4	20	0	L	31-37
11/16	at California	S	23	109	4.7	30	2	3	25	8.3	12	0	W	33-25
11/23	UConn	S	20	58	2.9	10	1	5	22	4.4	7	0	W	31-24
11/30	Miami (FL)	S	22	82	3.7	11	2	6	61	10.2	21	0	W	42-38
12/27	at Washington St.	S	17	120	7.1	27	2	3	45	15.0	33	1	W	52-35
<b>2024 TOTALS</b>		<b>13-13</b>	<b>228</b>	<b>1,021</b>	<b>4.5</b>	<b>30</b>	<b>16</b>	<b>64</b>	<b>521</b>	<b>8.1</b>	<b>33</b>	<b>4</b>	<b>10-3</b>	

+ - Overtime





# ARIK ARMSTEAD | 91

POSITION: DEFENSIVE TACKLE

HT: 6-7 | WT: 290 | DOB: 11-15-1993

COLLEGE: OREGON

HOMETOWN: ELK GROVE, CALIF.

ACQ: UFA (S.F.)-'24

EXP: 11th YEAR

 @arikarmstead

 @arikarmstead

## KEY TRANSACTIONS

- Originally drafted by San Francisco in the first round (17th overall) in the 2015 draft
- Signed by Jacksonville as an unrestricted free agent on 3/15/24

## PRO

### Career Highlights

- Named the NFL's 2024 Walter Payton Man of the Year

### 2024 (Jaguars)

- Saw action in 17 games and started one game... Posted 29 tackles (21 solo), seven quarterback hits, three tackles for loss, three passes defended and 2.0 sacks
- **12/22 at L.V.:** Recorded three tackles (two solo), one tackle for loss, one quarterback hit and 1.0 sack
- **9/8 at MIA:** Recorded one tackle, one tackle for loss, one quarterback hit and 1.0 sack for a five-yard loss

### 2023 (49ers)

- Started in all 12 regular season games he appeared in and recorded 27 tackles (15 solo), 13 quarterback hits, 5.0 sacks, and four tackles for loss
- Started in all three postseason games, including Super Bowl LVIII... Recorded 11 tackles (four solo), two quarterback hits, 1.0 sack and one tackle for loss
- San Francisco 49ers' 2023 Walter Payton NFL Man of the Year Award nominee

### 2022 (49ers)

- Started in all nine regular-season games he appeared in and recorded 11 tackles (eight solo), four quarterback hits, and two tackles for loss
- Started in all three postseason games and recorded 10 tackles (two assists), 2.0 sacks, two quarterback hits and one tackle for loss
- Named the 49ers representative for the Walter Payton Man of the Year Award

### 2021 (49ers)

- Started 17 regular-season games and recorded 63 tackles (29 solo), 11 quarterback hits, seven tackles for loss and 6.0 sacks
- Started in all three postseason matchups and recorded nine tackles (four solo), five quarterback hits, 3.0 sacks and three tackles for loss
- **1/9 at LAR:** Recorded seven tackles (four solo) and a single-game career-high 2.5 sacks
- Named the 49ers representative for the Walter Payton Man of the Year Award

### 2020 (49ers)

- Started 16 regular-season games and recorded 49 tackles (29 solo), 13 quarterback hits, six tackles for loss, 3.5 sacks and three passes defended
- Named the 49ers representative for the Walter Payton Man of the Year Award

### 2019 (49ers)

- Started 16 regular-season games and recorded 54 tackles (32 solo), 18 quarterback hits, 11 tackles for loss, 10.0 sacks, two forced fumbles, two passes defended and one fumble recovered
- Started in all three postseason matchups, including Super Bowl LIV LVIII... Recorded 15 tackles (eight solo), four quarterback hits, 2.0 sacks, one tackle for loss and one forced fumble
- **10/27 vs. CAR:** Recorded three tackles and 2.0 sacks, the first game in his career with multiple sacks

### 2018 (49ers)

- Started 16 regular season games and recorded 48 tackles (33 solo), 12 quarterback hits, six tackles for loss and 3.0 sacks

### 2017 (49ers)

- Started in all six regular season games he appeared in and recorded 16 tackles (eight solo), three quarterback hits, two tackles for loss,



1.5 sacks and one pass defensed before being placed on the Injured Reserve List on Oct. 17

**2016 (49ers)**

- Appeared in eight games with four starts and recorded 15 tackles (nine solo), three quarterback hits, 2.5 sacks, two tackles for loss and one forced fumble before being placed on the Injured Reserve List on Nov. 8

**2015 (49ers)**

- Appeared in 16 games with one start during his rookie season... Recorded 19 tackles (13 solo) and 2.0 sacks before being placed on the Injured Reserve List on Nov. 8
- **9/27 at ARI:** Recorded the first sack of his career along with three tackles (two solo) and one tackle for loss

**COLLEGE**

- Played collegiately at Oregon from 2012-2014
- Played in all 13 games as a true freshman, finishing the 2012 season with 26 tackles and 0.5 sacks
- Recorded 87 total tackles (41 solo), 10 tackles for loss, 4.0 sacks, two fumble recoveries, two passes defensed and one forced fumble across 39 games
- Posted a career-high nine tackles and one fumble recovery in the College Football Playoff National Championship against Ohio State in the 2014 season

**PERSONAL**

- He and his wife, Melinda, have two daughters and a son
- Son of Guss and Christa Armstead with one brother and one sister
- His brother, Armond Armstead, played college football at USC
- In 2019, he and Melinda founded the Armstead Academic Project, supporting students from low-income families in Sacramento, the California Bay Area and Jacksonville, Fla.
- Majored in general social science at Oregon
- Attended Pleasant Grove High School in Elk Grove, California

**ARIK ARMSTEAD'S NFL REGULAR SEASON DEFENSIVE STATISTICS**

DATE	TEAM	GP	GS	TACKLES							INTERCEPTIONS						O. FUMB				ST				MISC							
				TK	S	A	TFL	YDS	SK	YDS	QBH	NO	YDS	LG	TD	PD	FF	FR	TD	YDS	TK	S	A	FF	FR	S	A					
2015	49ers	16	1	19	14	5	2	12	2.0	12.0	8	0	0	0	0	0	0	0	0	0	0	0	0	0	0	0	0	0	0	0	0	0
2016	49ers	8	4	15	9	6	2	9	2.5	4.5	3	0	0	0	0	0	1	0	0	0	0	0	0	0	0	0	0	0	0	0	0	
2017	49ers	6	6	16	8	8	2	17	1.5	8.5	3	0	0	0	0	1	0	0	0	0	0	0	0	0	0	0	0	0	0	0	0	
2018	49ers	16	16	48	33	15	6	23	3.0	19.0	12	0	0	0	0	0	0	0	0	0	0	0	0	0	0	0	0	0	0	0	0	
2019	49ers	16	16	54	32	22	11	75	10.0	73.0	18	0	0	0	0	2	2	1	0	0	0	0	0	0	0	0	0	0	0	0	0	
2020	49ers	16	16	49	29	20	6	25	3.5	25.5	13	0	0	0	0	3	0	0	0	0	0	0	0	0	0	0	0	0	0	0	0	
2021	49ers	17	17	63	29	34	7	35	6.0	43.0	11	0	0	0	0	0	0	0	0	0	0	0	0	0	0	0	0	0	0	0	0	
2022	49ers	9	9	11	8	3	2	3	0.0	0.0	4	0	0	0	0	0	0	0	0	0	0	0	0	0	0	0	0	0	0	0	0	
2023	49ers	12	12	27	15	12	4	24	5.0	37.0	13	0	0	0	0	0	0	0	0	0	0	0	0	0	0	0	0	0	0	0	0	
2024	Jaguars	17	1	29	21	8	3	12	2.0	11.0	7	0	0	0	0	3	0	0	0	0	0	0	0	0	0	0	0	0	0	0	0	
<b>NFL TOTALS</b>		<b>133</b>		<b>98</b>	<b>331</b>	<b>198</b>	<b>133</b>	<b>45</b>	<b>235</b>	<b>35.5</b>	<b>233.5</b>	<b>92</b>	<b>0</b>	<b>0</b>	<b>0</b>	<b>0</b>	<b>0</b>	<b>9</b>	<b>3</b>	<b>1</b>	<b>0</b>	<b>0</b>	<b>0</b>	<b>0</b>	<b>0</b>	<b>0</b>	<b>0</b>	<b>0</b>	<b>0</b>	<b>0</b>	<b>0</b>	

**ARIK ARMSTEAD'S NFL POSTSEASON DEFENSIVE STATISTICS**

DATE	TEAM	GP	GS	TACKLES							INTERCEPTIONS						O. FUMB				ST				MISC						
				TK	S	A	TFL	YDS	SK	YDS	QBH	NO	YDS	LG	TD	PD	FF	FR	TD	YDS	TK	S	A	FF	FR	S	A				
2019	49ers	3	3	8	7	1	1	8	2.0	15.0	4	0	0	0	0	1	0	0	0	0	0	0	0	0	0	0	0	0	0	0	0
2021	49ers	3	3	9	4	5	3	24	3.0	24.0	5	0	0	0	0	0	0	0	0	0	0	0	0	0	0	0	0	0	0	0	0
2022	49ers	3	3	10	8	2	1	10	2.0	10.0	2	0	0	0	0	0	0	0	0	0	0	0	0	0	0	0	0	0	0	0	0
2023	49ers	3	3	11	4	7	1	1	1.0	1.0	2	0	0	0	0	0	1	0	0	0	0	0	0	0	0	0	0	0	0	0	0
<b>NFL TOTALS</b>		<b>12</b>		<b>12</b>	<b>38</b>	<b>23</b>	<b>15</b>	<b>6</b>	<b>43</b>	<b>8.0</b>	<b>50.0</b>	<b>13</b>	<b>0</b>	<b>0</b>	<b>0</b>	<b>0</b>	<b>1</b>	<b>1</b>	<b>0</b>	<b>0</b>	<b>0</b>	<b>0</b>	<b>0</b>	<b>0</b>	<b>0</b>	<b>0</b>	<b>0</b>	<b>0</b>	<b>0</b>	<b>0</b>	<b>0</b>



**SINGLE-GAME HIGHS: DEFENSIVE**

<b>Total Tackles</b>	10 vs. Arizona Cardinals, Nov 07, 2021 8 vs. Houston Texans, Jan 02, 2022 ...1 more at 8.	<b>Forced Fumbles</b>	1 vs. Seattle Seahawks, Nov 11, 2019 1 vs. Pittsburgh Steelers, Sep 22, 2019 ...1 more at 1.
<b>Solo Tackles</b>	5 vs. Atlanta Falcons, Dec 19, 2021 5 at Dallas Cowboys, Dec 20, 2020 ...1 more at 5.	<b>Fumble Recoveries</b>	1 at Los Angeles Rams, Oct 13, 2019
<b>Sacks</b>	2.5 at Los Angeles Rams, Jan 09, 2022 2.0 vs. Cincinnati Bengals, Oct 29, 2023 ...3 more at 2.0.	<b>Tackles For Loss</b>	2 vs. Cincinnati Bengals, Oct 29, 2023 2 at Los Angeles Rams, Jan 09, 2022 ...4 more at 2.
<b>Passes Defensed</b>	1 at Indianapolis Colts, Jan 05, 2025 1 vs. Tennessee Titans, Dec 29, 2024 ...7 more at 1.		

**SINGLE-GAME HIGHS - POSTSEASON: DEFENSIVE**

<b>Total Tackles</b>	5 at Green Bay Packers, Jan 22, 2022 4 at Dallas Cowboys, Jan 16, 2022	<b>Forced Fumbles</b>	1 vs. Green Bay Packers, Jan 19, 2020
<b>Solo Tackles</b>	3 at Green Bay Packers, Jan 22, 2022 3 vs. Green Bay Packers, Jan 19, 2020	<b>Tackles For Loss</b>	2 at Green Bay Packers, Jan 22, 2022 1 at Dallas Cowboys, Jan 16, 2022 ...1 more at 1.
<b>Sacks</b>	2.0 at Green Bay Packers, Jan 22, 2022 1.0 at Dallas Cowboys, Jan 16, 2022 ...2 more at 1.0.		

**2024 GAME-BY-GAME REGULAR-SEASON STATISTICS (JAGUARS)**

DATE	OPPONENT	P/S	TACKLES							INTERCEPTIONS					O. FUMB				ST				MISC		W/L	SCORE	
			TK	S	A	SK	YDS	TFL	YDS	QBH	NO	YDS	LG	TD	PD	FF	FR	TD	YDS	TK	S	A	FF	FR			S
09/08	at Dolphins	P	1	1	0	1.0	5.0	1	5	1	0	0	0	0	0	0	0	0	0	0	0	0	0	0	0	L	17-20
09/15	Browns	P	2	2	0	0.0	0.0	0	0	0	0	0	0	0	0	0	0	0	0	0	0	0	0	0	0	L	13-18
09/23	at Bills	P	0	0	0	0.0	0.0	0	0	0	0	0	0	0	0	0	0	0	0	0	0	0	0	0	0	L	10-47
09/29	at Texans	P	2	2	0	0.0	0.0	0	0	0	0	0	0	0	0	0	0	0	0	0	0	0	0	0	0	L	20-24
10/06	Colts	P	2	0	2	0.0	0.0	0	0	0	0	0	0	0	0	0	0	0	0	0	0	0	0	0	0	W	37-34
10/13	at Bears	P	1	1	0	0.0	0.0	0	0	0	0	0	0	0	0	0	0	0	0	0	0	0	0	0	0	L	16-35
10/20	Patriots	P	2	1	1	0.0	0.0	1	1	1	0	0	0	0	0	0	0	0	0	0	0	0	0	0	0	W	32-16
10/27	Packers	P	1	1	0	0.0	0.0	0	0	0	0	0	0	0	0	0	0	0	0	0	0	0	0	0	0	L	27-30
11/03	at Eagles	P	3	3	0	0.0	0.0	0	0	0	0	0	0	0	0	0	0	0	0	0	0	0	0	0	0	L	23-28
11/10	Vikings	P	3	3	0	0.0	0.0	0	0	1	0	0	0	0	0	0	0	0	0	0	0	0	0	0	0	L	7-12
11/17	at Lions	P	3	3	0	0.0	0.0	0	0	1	0	0	0	0	0	0	0	0	0	0	0	0	0	0	0	L	6-52
12/01	Texans	P	1	1	0	0.0	0.0	0	0	0	0	0	0	0	1	0	0	0	0	0	0	0	0	0	0	L	20-23
12/08	at Titans	P	2	1	1	0.0	0.0	0	0	1	0	0	0	0	0	0	0	0	0	0	0	0	0	0	0	W	10-6
12/15	Jets	P	0	0	0	0.0	0.0	0	0	0	0	0	0	0	0	0	0	0	0	0	0	0	0	0	0	L	25-32
12/22	at Raiders	P	3	2	1	1.0	6.0	1	6	1	0	0	0	0	0	0	0	0	0	0	0	0	0	0	0	L	14-19
12/29	Titans	P	3	0	3	0.0	0.0	0	0	0	0	0	0	0	1	0	0	0	0	0	0	0	0	0	0	W	20-13
01/05	at Colts	S	0	0	0	0.0	0.0	0	0	1	0	0	0	0	1	0	0	0	0	0	0	0	0	0	0	L	23-26+
<b>2024 TOTALS</b>			<b>17-1</b>	<b>29</b>	<b>21</b>	<b>8</b>	<b>2.0</b>	<b>11.0</b>	<b>3</b>	<b>12</b>	<b>7</b>	<b>0</b>	<b>0</b>	<b>0</b>	<b>0</b>	<b>3</b>	<b>0</b>	<b>0</b>	<b>0</b>	<b>0</b>	<b>0</b>	<b>0</b>	<b>0</b>	<b>0</b>	<b>0</b>	<b>0</b>	<b>4-13</b>

+ - Overtime





# TANK BIGSBY | 4

**POSITION:** RUNNING BACK  
**HT:** 5-11 | **WT:** 215 | **DOB:** 8-30-2002  
**COLLEGE:** AUBURN  
**HOMETOWN:** LAGRANGE, GA.  
**ACQ:** D3-23  
**EXP:** 3rd YEAR

tank\_bigsby  
 tank\_bigsby

## KEY TRANSACTIONS

- Originally drafted by Jacksonville in the third round (88th overall) of the 2023 draft

## PRO

### 2024 (Jaguars)

- Played in 16 games and made one start... Set career and team highs in rushes (168), rushing yards (766), yards per carry (4.6) and rushing touchdowns (seven)... His 4.6 yards per carry tied for fourth in the AFC (min. 150 carries)... Posted 195 yards on six kick returns
- 10/20 vs. N.E.:** Rushed for a career-high 118 yards and two touchdowns on a career-high 26 attempts... Posted his second career game with at least 100 yards and two touchdowns, becoming one of five players in franchise history to reach those marks twice
- 10/6 vs. IND:** Totaled 101 yards and two touchdowns on 13 rushes... His 65-yard touchdown carry was the sixth-longest in franchise history and tied for the eighth-longest rushing touchdown in the NFL in 2024
- 9/29 at HOU:** Rushed for 90 yards on seven carries, including a 58-yard carry, which was the fifth-longest against Houston in franchise history

### 2023 (Jaguars)

- Saw action in all 17 regular-season games... Recorded 50 rushing attempts for 132 yards and two touchdowns... Also saw action on special teams, tallying four kick returns for 99 yards
- 1/7 at TEN:** Rushed three times for 16 yards and returned four kicks for 99 yards... His 99 single-game kick return yards ranked third-most among rookies
- 12/31 vs. CAR:** Rushed 10 times for 32 yards, setting a career-high in both rushing attempts and rushing yards... Saw action on special teams
- 9/10 at IND:** Recorded 13 yards and a touchdown on seven attempts in his NFL debut

## COLLEGE

- Recorded 2,903 rushing yards, 25 touchdowns, and 13 career 100-yard games while at Auburn
- Rushed for a career-high 192 yards on 12/12/20 at Mississippi State
- Recorded a career-high 268 all-purpose yards on 10/10/20 at Arkansas
- Was the 2020 SEC Freshman of the Year

## PERSONAL

- Given name is Cartavious
- His mother gave him the nickname Tank when he was seven years old
- Was one of 45 drafted players to attend the NFL Players Association Rookie Premiere in 2023
- Favorite movie is Friday

### TANK BIGSBY'S NFL REGULAR SEASON RUSHING/RECEIVING STATISTICS

DATE	TEAM	GP	GS	RUSHING						RECEIVING				
				NO.	YDS.	AVG.	LG	TD	NO.	YDS.	AVG.	LG	TD	
2023	Jaguars	17	0	50	132	2.6	12	2	1	6	6.0	6	0	
2024	Jaguars	16	1	168	766	4.6	65t	7	7	54	7.7	28	0	
<b>NFL TOTALS</b>		<b>33</b>	<b>1</b>	<b>218</b>	<b>898</b>	<b>4.1</b>	<b>65T</b>	<b>9</b>	<b>8</b>	<b>60</b>	<b>7.5</b>	<b>28</b>	<b>0</b>	

### TANK BIGSBY'S NFL REGULAR SEASON RETURN STATISTICS

DATE	TEAM	KICKOFF RETURNS					PUNT RETURNS					
		RET.	YDS.	AVG.	LG	TD	NO.	FC	YDS.	AVG.	LG	TD
2023	Jaguars	4	99	24.8	31	0	0	0	0	0.0	0	0
2024	Jaguars	6	195	32.5	41	0	0	0	0	0.0	0	0
<b>NFL TOTALS</b>		<b>10</b>	<b>294</b>	<b>29.4</b>	<b>41</b>	<b>0</b>	<b>0</b>	<b>0</b>	<b>0</b>	<b>0.0</b>	<b>0</b>	<b>0</b>



**SINGLE-GAME HIGHS: RUSHING/RECEIVING**

<b>Rush Attempts</b>	26 vs. New England Patriots, Oct 20, 2024 18 at Tennessee Titans, Dec 08, 2024 ...1 more at 18.	<b>All-Purpose Yards</b>	129 vs. Indianapolis Colts, Oct 06, 2024 126 at Chicago Bears, Oct 13, 2024
<b>Rushing Yards</b>	118 vs. New England Patriots, Oct 20, 2024 101 vs. Indianapolis Colts, Oct 06, 2024	<b>Kickoff Returns</b>	4 at Tennessee Titans, Jan 07, 2024 3 at Chicago Bears, Oct 13, 2024
<b>Rushing Average</b>	12.9 at Houston Texans, Sep 29, 2024 7.8 vs. Indianapolis Colts, Oct 06, 2024	<b>Kickoff Return Yards</b>	102 at Chicago Bears, Oct 13, 2024 99 at Tennessee Titans, Jan 07, 2024
<b>Longest Runs</b>	65t vs. Indianapolis Colts, Oct 06, 2024 58 at Houston Texans, Sep 29, 2024	<b>Longest Kickoff Return</b>	41 at Philadelphia Eagles, Nov 03, 2024 41 at Chicago Bears, Oct 13, 2024
<b>Rushing TDs</b>	2 vs. New England Patriots, Oct 20, 2024 2 vs. Indianapolis Colts, Oct 06, 2024	<b>Kickoff Return Average</b>	34.0 at Chicago Bears, Oct 13, 2024 24.8 at Tennessee Titans, Jan 07, 2024
<b>Receptions</b>	2 vs. Green Bay Packers, Oct 27, 2024 1 vs. Indianapolis Colts, Oct 06, 2024 ...1 more at 1.	<b>Most TDs</b>	2 vs. New England Patriots, Oct 20, 2024 2 vs. Indianapolis Colts, Oct 06, 2024
<b>Receiving Yards</b>	28 vs. Indianapolis Colts, Oct 06, 2024 8 vs. Green Bay Packers, Oct 27, 2024	<b>Scrimmage Yards</b>	129 vs. Indianapolis Colts, Oct 06, 2024 118 vs. New England Patriots, Oct 20, 2024
<b>Longest Receptions</b>	28 vs. Indianapolis Colts, Oct 06, 2024 7 at Tennessee Titans, Dec 08, 2024 ...1 more at 7.		

**100-YARD RUSHING GAMES (2): REGULAR SEASON**

DATE	TEAM	ATT.	YDS.	AVG.	LG	TD
10/06/24	COLTS	13	101	7.8	65t	2
10/20/24	PATRIOTS	26	118	4.5	13	2

**2024 GAME-BY-GAME REGULAR-SEASON STATISTICS (JAGUARS)**

DATE	OPPONENT	P/S	RUSHING					RECEIVING					W/L	SCORE
			NO.	YDS.	AVG.	LG	TD	NO.	YDS.	AVG.	LG	TD		
09/08	at Dolphins	P	12	73	6.1	26	0	0	0	0.0	0	0	L	17-20
09/15	Browns	P	0	0	0.0	0	0	0	0	0.0	0	0	L	13-18
09/23	at Bills	P	2	9	4.5	7	0	0	0	0.0	0	0	L	10-47
09/29	at Texans	P	7	90	12.9	58	0	0	0	0.0	0	0	L	20-24
10/06	Colts	P	13	101	7.8	65t	2	1	28	28.0	28	0	W	37-34
10/13	at Bears	P	7	24	3.4	8	0	0	0	0.0	0	0	L	16-35
10/20	Patriots	P	26	118	4.5	13	2	0	0	0.0	0	0	W	32-16
10/27	Packers	S	18	78	4.3	16	0	2	8	4.0	6	0	L	27-30
11/03	at Eagles	P	8	22	2.8	10	0	0	0	0.0	0	0	L	23-28
11/10	Vikings	P	2	4	2.0	3	0	0	0	0.0	0	0	L	7-12
11/17	at Lions							ON INACTIVE LIST					L	6-52
12/01	Texans	P	7	28	4.0	19	0	1	7	7.0	7	0	L	20-23
12/08	at Titans	P	18	55	3.1	12	1	1	7	7.0	7	0	W	10-6
12/15	Jets	P	11	42	3.8	14	0	0	0	0.0	0	0	L	25-32
12/22	at Raiders	P	12	50	4.2	10	1	1	1	1.0	1	0	L	14-19
12/29	Titans	P	11	33	3.0	7	0	0	0	0.0	0	0	W	20-13
01/05	at Colts	P	14	39	2.8	11	1	1	3	3.0	3	0	L	23-26+
<b>2024 TOTALS</b>			<b>16-1</b>	<b>168</b>	<b>766</b>	<b>4.6</b>	<b>65T</b>	<b>7</b>	<b>7</b>	<b>54</b>	<b>7.7</b>	<b>28</b>	<b>0</b>	<b>4-13</b>

+- Overtime



**2024 GAME-BY-GAME REGULAR-SEASON STATISTICS (JAGUARS)**

DATE	OPPONENT	P/S	KICKOFF RETURNS					PUNT RETURNS					W/L	SCORE		
			RET	YDS	AVG	LG	TD	NO	FC	YDS	AVG	LG			TD	
09/08	at Dolphins	P	0	0	0.0	0	0	0	0	0	0	0.0	0	0	L	17-20
09/15	Browns	P	0	0	0.0	0	0	0	0	0	0	0.0	0	0	L	13-18
09/23	at Bills	P	0	0	0.0	0	0	0	0	0	0	0.0	0	0	L	10-47
09/29	at Texans	P	0	0	0.0	0	0	0	0	0	0	0.0	0	0	L	20-24
10/06	Colts	P	0	0	0.0	0	0	0	0	0	0	0.0	0	0	W	37-34
10/13	at Bears	P	3	102	34.0	41	0	0	0	0	0.0	0	0	L	16-35	
10/20	Patriots	P	0	0	0.0	0	0	0	0	0	0.0	0	0	W	32-16	
10/27	Packers	S	0	0	0.0	0	0	0	0	0	0.0	0	0	L	27-30	
11/03	at Eagles	P	2	69	34.5	41	0	0	0	0	0.0	0	0	L	23-28	
11/10	Vikings	P	1	24	24.0	24	0	0	0	0	0.0	0	0	L	7-12	
11/17	at Lions							ON INACTIVE LIST					L	6-52		
12/01	Texans	P	0	0	0.0	0	0	0	0	0	0.0	0	0	L	20-23	
12/08	at Titans	P	0	0	0.0	0	0	0	0	0	0.0	0	0	W	10-6	
12/15	Jets	P	0	0	0.0	0	0	0	0	0	0.0	0	0	L	25-32	
12/22	at Raiders	P	0	0	0.0	0	0	0	0	0	0.0	0	0	L	14-19	
12/29	Titans	P	0	0	0.0	0	0	0	0	0	0.0	0	0	W	20-13	
01/05	at Colts	P	0	0	0.0	0	0	0	0	0	0.0	0	0	L	23-26+	
<b>2024 TOTALS</b>		<b>16-1</b>	<b>6</b>	<b>195</b>	<b>32.5</b>	<b>41</b>	<b>0</b>	<b>0</b>	<b>0</b>	<b>0</b>	<b>0.0</b>	<b>0</b>	<b>0</b>	<b>0</b>	<b>4-13</b>	

+ - Overtime





# SHAWN BOWMAN | 49

**POSITION:** TIGHT END  
**HT:** 6-4 | **WT:** 249 | **DOB:** 5-16-2000  
**COLLEGE:** RUTGERS  
**HOMETOWN:** BEAR, DEL.  
**ACQ:** UDFA-'24  
**EXP:** 1st YEAR

@NI\_shawn8  
 @sbow18\_

## KEY TRANSACTIONS

- Originally signed as an undrafted free agent with Jacksonville on 4/30/24
- Signed to Jacksonville's practice squad on 8/28/24

## PRO

### Jaguars (2024)

- Spent the season on the practice squad

## COLLEGE

- Appeared in 13 games for Rutgers in 2023
- Selected to the 2022 and 2021 Third Team All-CAA and was named to Phil Steele's Freshman All-American Second Team (2019)
- Prior to his time at Rutgers, he spent four years at Maine (2019-22), recording 86 receptions for 960 yards and 11 touchdowns

## PERSONAL

- Son of Lindsay and William Bowman and brother to Derek and Billy Bowman
- Attended Howard High School (Wilmington, Del.), where he was a dual sport athlete (football and basketball)

## SHAWN BOWMAN'S NFL REGULAR SEASON RUSHING/RECEIVING STATISTICS

DATE	TEAM	GP	GS	RECEIVING					RUSHING					
				NO.	YDS.	AVG.	LG	TD	NO.	YDS.	AVG.	LG	TD	
2024	Jaguars	0	0	0	0	0.0	0	0	0	0	0	0.0	0	0
<b>NFL TOTALS</b>		<b>0</b>	<b>0</b>	<b>0</b>	<b>0</b>	<b>0.0</b>	<b>0</b>	<b>0</b>	<b>0</b>	<b>0</b>	<b>0</b>	<b>0.0</b>	<b>0</b>	<b>0</b>

## 2024 GAME-BY-GAME REGULAR-SEASON STATISTICS (JAGUARS)

DATE	OPPONENT	P/S	RECEIVING					RUSHING					W/L	SCORE
			NO.	YDS.	AVG.	LG	TD	NO.	YDS.	AVG.	LG	TD		
09/08	at Dolphins												L	17-20
09/15	Browns												L	13-18
09/23	at Bills												L	10-47
09/29	at Texans												L	20-24
10/06	Colts												W	37-34
10/13	at Bears												L	16-35
10/20	Patriots												W	32-16
10/27	Packers												L	27-30
11/03	at Eagles												L	23-28
11/10	Vikings												L	7-12
11/17	at Lions												L	6-52
12/01	Texans												L	20-23
12/08	at Titans												W	10-6
12/15	Jets												L	25-32
12/22	at Raiders												L	14-19
12/29	Titans												W	20-13
01/05	at Colts												L	23-26+
<b>2024 TOTALS</b>		<b>0-0</b>	<b>0</b>	<b>0</b>	<b>0</b>	<b>0.0</b>	<b>0</b>	<b>0</b>	<b>0</b>	<b>0</b>	<b>0.0</b>	<b>0</b>	<b>0</b>	<b>4-13</b>

+ - Overtime





# CHRISTIAN BRASWELL | 21

POSITION: CORNERBACK

HT: 5-11 | WT: 185 | DOB: 9-27-1999

COLLEGE: RUTGERS

HOMETOWN: WASHINGTON, D.C.

ACQ: D6-23

EXP: 2nd YEAR

Twitter: cb6

Instagram: cb6

## KEY TRANSACTIONS

- Originally drafted by Jacksonville in the sixth round (202nd overall) of the 2023 draft
- Signed to Jacksonville's practice squad on 8/28/24

## PRO

### 2024 (Jaguars)

- Elevated from the practice squad for three games... Totaled five tackles (one solo)
- 9/29 at HOU:** Saw action at cornerback
- 9/23 at BUF:** Saw action at cornerback and recorded five tackles (one solo)
- 9/15 vs. CLE:** Saw action on special teams

### 2023 (Jaguars)

- Saw action on special teams in the first three games of the season before being placed on the injured reserve list

## COLLEGE

- Began his career at Temple, where he appeared in 30 games and recorded 61 total tackles (52 solo)
- Played his final year at Rutgers, appearing in all 12 games with five starts
- Recorded 37 total tackles (25 solo), 14 passes defensed, and three interceptions with one returned for a touchdown for the Scarlet Knights

## PERSONAL

- Studied education, culture and society in graduate school
- Majored in exercise and sport science
- Favorite athletes growing up were Patrick Peterson and Allen Iverson
- Married his wife, Stephanie, in June 2025

## CHRISTIAN BRASWELL'S NFL REGULAR SEASON DEFENSIVE STATISTICS

DATE	TEAM	GP	TACKLES							INTERCEPTIONS						O. FUMB				ST				MISC			
			GS	TK	S	A	TFL	YDS	SK	YDS	QBH	NO	YDS	LG	TD	PD	FF	FR	TD	YDS	TK	S	A	FF	FR	S	A
2023	Jaguars	3	0	0	0	0	0	0	0.0	0.0	0	0	0	0	0	0	0	0	0	0	0	0	0	0	0	0	0
2024	Jaguars	3	0	5	1	4	0	0	0.0	0.0	0	0	0	0	0	0	0	0	0	0	0	0	0	0	0	0	
<b>NFL TOTALS</b>		<b>6</b>	<b>0</b>	<b>5</b>	<b>1</b>	<b>4</b>	<b>0</b>	<b>0</b>	<b>0.0</b>	<b>0.0</b>	<b>0</b>	<b>0</b>	<b>0</b>	<b>0</b>	<b>0</b>	<b>0</b>	<b>0</b>	<b>0</b>	<b>0</b>	<b>0</b>	<b>0</b>	<b>0</b>	<b>0</b>	<b>0</b>	<b>0</b>	<b>0</b>	

### SINGLE-GAME HIGHS: DEFENSIVE

Total Tackles

5 at Buffalo Bills, Sep 23, 2024

Solo Tackles

1 at Buffalo Bills, Sep 23, 2024



2024 GAME-BY-GAME REGULAR-SEASON STATISTICS (JAGUARS)

DATE	OPPONENT	P/S	TACKLES							INTERCEPTIONS					O. FUMB				ST				MISC		W/L	SCORE				
			TK	S	A	SK	YDS	TFL	YDS	QBH	NO	YDS	LG	TD	PD	FF	FR	TD	YDS	TK	S	A	FF	FR			S	A		
09/08	at Dolphins																											L	17-20	
09/15	Browns	P	0	0	0	0.0	0.0	0	0	0	0	0	0	0	0	0	0	0	0	0	0	0	0	0	0	0	0		L	13-18
09/23	at Bills	P	5	1	4	0.0	0.0	0	0	0	0	0	0	0	0	0	0	0	0	0	0	0	0	0	0	0	0		L	10-47
09/29	at Texans	P	0	0	0	0.0	0.0	0	0	0	0	0	0	0	0	0	0	0	0	0	0	0	0	0	0	0	0		L	20-24
10/06	Colts																											W	37-34	
10/13	at Bears																											L	16-35	
10/20	Patriots																											W	32-16	
10/27	Packers																											L	27-30	
11/03	at Eagles																											L	23-28	
11/10	Vikings																											L	7-12	
11/17	at Lions																											L	6-52	
12/01	Texans																											L	20-23	
12/08	at Titans																											W	10-6	
12/15	Jets																											L	25-32	
12/22	at Raiders																											L	14-19	
12/29	Titans																											W	20-13	
01/05	at Colts																											L	23-26+	
<b>2024 TOTALS</b>			<b>3-0</b>	<b>5</b>	<b>1</b>	<b>4</b>	<b>0.0</b>	<b>0.0</b>	<b>0</b>	<b>0</b>	<b>0</b>	<b>0</b>	<b>0</b>	<b>0</b>	<b>0</b>	<b>0</b>	<b>0</b>	<b>0</b>	<b>0</b>	<b>0</b>	<b>0</b>	<b>0</b>	<b>0</b>	<b>0</b>	<b>0</b>	<b>0</b>	<b>0</b>	<b>4-13</b>		

+ - Overtime





# CHANDLER BRAYBOY | 15

**POSITION:** WIDE RECEIVER  
**HT:** 6-1 | **WT:** 199 | **DOB:** 8-20-2001  
**COLLEGE:** ELON  
**HOMETOWN:** PEMBROKE, N.C.  
**ACQ:** UDFA-'25  
**EXP:** R

@ChandlerBrayboy  
 @chan\_da\_man

## KEY TRANSACTIONS

- Originally signed by Jacksonville as an undrafted free agent following the 2025 draft

## COLLEGE

- Played in 55 games over six seasons (2019-24) at Elon
- Career totals include 165 receptions for 2,660 yards and 19 touchdowns; 23 rushes for 245 yards and a touchdown; and 56 kick returns for 1,568 yards and two touchdowns
- One of two players in program history to finish his career with 1,500 career receiving yards and 1,500 career kick return yards
- Served as a team captain in 2024 and totaled 59 receptions for 979 yards and eight touchdowns, 16 kick returns for 565 yards and two touchdowns and eight rushes for 121 yards... Named CAA Special Teams Player of the Year and First-Team All-CAA at both wide receiver and kick returner
- Earned 2023 Honorable Mention All-CAA recognition after leading the team with 589 receiving yards and ranking second with 30 catches... Averaged 26.9 yards on 16 kick returns, ranking 10th in the nation

## PERSONAL

- Attended Purnell Swett High School (Pembroke, N.C.)
- Named Player of the Year for the Sandhills Athletic Conference as well as the team's Offensive Player of the Year and MVP as a senior
- Finished his senior year with 1,700 all-purpose yards and 16 touchdowns
- Also played baseball and basketball

### CHANDLER BRAYBOY'S COLLEGE RUSHING/RECEIVING STATISTICS

DATE	TEAM	RUSHING							RECEIVING				
		GP	GS	NO.	YDS.	AVG.	LG	TD	NO.	YDS.	AVG.	LG	TD
2019	Elon	3	2	0	0	0.0	0	0	4	72	18.0	29	0
2020	Elon	6	2	0	0	0.0	0	0	9	149	16.6	41	1
2021	Elon	11	11	0	0	0.0	0	0	35	396	11.3	55	3
2022	Elon	12	10	1	7	7.0	7	0	28	475	17.0	75	3
2023	Elon	11	11	14	117	8.4	41	1	30	589	19.6	76	4
2024	Elon	11	10	8	121	15.1	35	0	59	979	16.6	70	8
<b>TOTALS</b>		<b>54</b>	<b>46</b>	<b>23</b>	<b>245</b>	<b>10.7</b>	<b>41</b>	<b>1</b>	<b>165</b>	<b>2,660</b>	<b>16.1</b>	<b>76</b>	<b>19</b>

### CHANDLER BRAYBOY'S COLLEGE RETURN STATISTICS

DATE	TEAM	KICKOFF RETURNS					PUNT RETURNS					
		RET.	YDS.	AVG.	LG	TD	NO.	FC	YDS.	AVG.	LG	TD
2019	Elon	0	0	0.0	0	0	0	0	0	0.0	0	0
2020	Elon	7	177	25.3	43	0	0	0	0	0.0	0	0
2021	Elon	3	99	33.0	45	0	0	0	0	0.0	0	0
2022	Elon	14	297	21.2	46	0	0	0	0	0.0	0	0
2023	Elon	16	430	26.9	56	0	1	0	0	0.0	0	0
2024	Elon	16	565	35.3	94	2	0	0	0	0.0	0	0
<b>TOTALS</b>		<b>56</b>	<b>1,568</b>	<b>28.0</b>	<b>94</b>	<b>2</b>	<b>1</b>	<b>0</b>	<b>0</b>	<b>0.0</b>	<b>0</b>	<b>0</b>



**COLLEGE 2024 GAME-BY-GAME STATISTICS (ELON)**

DATE	OPPONENT	P/S	RUSHING					RECEIVING					W/L	SCORE
			NO.	YDS.	AVG.	LG	TD	NO.	YDS.	AVG.	LG	TD		
08/30	at Duke	S	1	5	5.0	5	0	6	30	5.0	21	0	L	3-26
09/07	at N.C. Central		DID NOT PLAY (NON-INJURY)											
09/14	Western Caro.	S	2	51	25.5	35	0	3	79	26.3	58	1	L	17-24
09/21	ETSU	S	0	0	0.0	0	0	3	44	14.7	17	1	L	14-34
09/28	Richmond	S	1	18	18.0	18	0	6	88	14.7	33	0	L	17-27
10/12	New Hampshire	S	1	7	7.0	7	0	5	72	14.4	32	0	L	10-17
10/19	at UAlbany	P	0	0	0.0	0	0	4	55	13.8	23	0	W	30-14
10/26	at Hampton	S	0	0	0.0	0	0	3	79	26.3	51	1	L	21-41
11/02	Campbell	S	1	13	13.0	13	0	8	183	22.9	66	2	W	50-27
11/09	at William & Mary	S	0	0	0.0	0	0	6	93	15.5	37	1	W	40-36
11/16	Maine	S	1	17	17.0	17	0	3	138	46.0	70	1	W	31-25
11/23	at N.C. A&T	S	1	10	10.0	10	0	12	118	9.8	40	1	W	31-21
<b>2024 TOTALS</b>		<b>11-10</b>	<b>8</b>	<b>121</b>	<b>15.1</b>	<b>35</b>	<b>0</b>	<b>59</b>	<b>979</b>	<b>16.6</b>	<b>70</b>	<b>8</b>	<b>6-6</b>	

**COLLEGE 2024 GAME-BY-GAME STATISTICS (ELON)**

DATE	OPPONENT	P/S	KICKOFF RETURNS					PUNT RETURNS					W/L	SCORE	
			RET	YDS	AVG	LG	TD	NO	FC	YDS	AVG	LG			TD
08/30	at Duke	S	2	33	16.5	16	0	0	0	0	0.0	0	0	L	3-26
09/07	at N.C. Central		DID NOT PLAY (NON-INJURY)												
09/14	Western Caro.	S	0	0	0.0	0	0	0	0	0	0.0	0	0	L	17-24
09/21	ETSU	S	1	24	24.0	24	0	0	0	0	0.0	0	0	L	14-34
09/28	Richmond	S	0	0	0.0	0	0	0	0	0	0.0	0	0	L	17-27
10/12	New Hampshire	S	2	50	25.0	31	0	0	0	0	0.0	0	0	L	10-17
10/19	at UAlbany	P	2	187	93.5	94	2	0	0	0	0.0	0	0	W	30-14
10/26	at Hampton	S	2	41	20.5	21	0	0	0	0	0.0	0	0	L	21-41
11/02	Campbell	S	2	113	56.5	62	0	0	0	0	0.0	0	0	W	50-27
11/09	at William & Mary	S	3	69	23.0	27	0	0	0	0	0.0	0	0	W	40-36
11/16	Maine	S	1	30	30.0	30	0	0	0	0	0.0	0	0	W	31-25
11/23	at N.C. A&T	S	1	18	18.0	18	0	0	0	0	0.0	0	0	W	31-21
<b>2024 TOTALS</b>		<b>11-10</b>	<b>16</b>	<b>565</b>	<b>35.3</b>	<b>94</b>	<b>2</b>	<b>0</b>	<b>0</b>	<b>0</b>	<b>0.0</b>	<b>0</b>	<b>0</b>	<b>6-6</b>	





# DYAMI BROWN | 5

**POSITION:** WIDE RECEIVER  
**HT:** 6-0 | **WT:** 195 | **DOB:** 11-1-1999  
**COLLEGE:** NORTH CAROLINA  
**HOMETOWN:** CHARLOTTE, N.C.  
**ACQ:** UFA (WAS)-25  
**EXP:** 5th YEAR

@deuce2\_  
 @\_dyamibrown

## KEY TRANSACTIONS

- Drafted by Washington in the third round (82nd overall) of the 2021 NFL Draft
- Signed with Jacksonville on 3/13/25

## PRO

### 2024 (Commanders)

- Set career highs in receptions (30) and receiving yards (308) along with one touchdown reception in 16 games played (three starts)... Appeared in three postseason contests (two starts) and totaled 14 receptions for 229 yards and one touchdown, ranking second in the NFL in postseason receiving yards
- **1/18 at DET:** Caught six passes for 98 yards (16.3 average) in the Divisional Round win, both team highs
- **1/12 at T.B.:** Registered five receptions for 89 yards and a touchdown in his first postseason appearance
- **12/22 vs. PHI:** Posted a career-long 51-yard catch
- **10/6 vs. CLE:** Scored on a 41-yard touchdown reception, his first of the season

### 2023 (Commanders)

- Played in all 17 games (one start) and caught 12 passes for 168 yards and a touchdown
- **1/7 vs. DAL:** Completed a four-yard pass, becoming the first Commanders non-quarterback to complete a pass since 2020
- **11/12 at SEA:** Totaled two receptions for 41 yards (20.5 average), including a 35-yard touchdown catch

### 2022 (Commanders)

- Appeared in 15 games and registered five receptions for 143 yards and a career-high two touchdowns
- **10/9 vs. TEN:** Totaled a career-high 105 receiving yards on two catches (52.5 average)... Caught two touchdown passes for the first time, including a career-long 75-yard score

### 2021 (Commanders)

- Played in 15 games (six starts) as a rookie and caught 12 passes for 165 yards
- **12/16 at DAL:** Posted two receptions for a season-high 53 yards (26.5 average)

## COLLEGE

- Played three seasons (2018-20) at North Carolina
- Totaled 2,306 receiving yards and 21 touchdowns in 33 career games
- In 2020, was named First-Team All-ACC, Third-Team All-American and a Biletnikoff Award Semifinalist after producing 55 receptions for 1,099 yards and eight touchdowns in 11 games
- Played in 13 games in 2019 and caught 51 passes for 1,034 yards (20.3 average) and 12 touchdowns to be named a Third-Team All-ACC selection.... His 12 receiving touchdowns tied a school record and were second-most in the ACC
- Saw action in 10 games (six starts) as a true freshman and caught 17 passes for 173 yards and a touchdown

## PERSONAL

- Attended West Mecklenburg High School (N.C.) where he played both football and basketball
- Caught 41 passes for 631 yards and 10 touchdowns as a senior along with five rushing scores
- Finished his junior year with 199 receiving yards and 14 touchdown receptions while adding five interceptions as a defensive back
- Son of Charles Brown and Tamiko Patterson
- His younger brother, Khafre, is also a wide receiver, and the two were teammates at North Carolina from 2019-20

## DYAMI BROWN'S NFL REGULAR SEASON RUSHING/RECEIVING STATISTICS

DATE	TEAM	RECEIVING							RUSHING				
		GP	GS	NO.	YDS.	AVG.	LG	TD	NO.	YDS.	AVG.	LG	TD
2021	Football Team	15	6	12	165	13.8	48	0	1	-4	-4.0	-4	0
2022	Commanders	15	0	5	143	28.6	75t	2	1	15	15.0	15	0
2023	Commanders	17	1	12	168	14.0	35t	1	1	0	0.0	0	0
2024	Commanders	16	3	30	308	10.3	51	1	3	26	8.7	14	0
<b>NFL TOTALS</b>		<b>63</b>	<b>10</b>	<b>59</b>	<b>784</b>	<b>13.3</b>	<b>75T</b>	<b>4</b>	<b>6</b>	<b>37</b>	<b>6.2</b>	<b>15</b>	<b>0</b>



**DYAMI BROWN'S NFL POSTSEASON RUSHING/RECEIVING STATISTICS**

DATE	TEAM	RECEIVING							RUSHING				
		GP	GS	NO.	YDS.	AVG.	LG	TD	NO.	YDS.	AVG.	LG	TD
2024	Commanders	3	2	14	229	16.4	42	1	0	0	0.0	0	0
<b>NFL TOTALS</b>		<b>3</b>	<b>2</b>	<b>14</b>	<b>229</b>	<b>16.4</b>	<b>42</b>	<b>1</b>	<b>0</b>	<b>0</b>	<b>0.0</b>	<b>0</b>	<b>0</b>

**SINGLE-GAME HIGHS: RUSHING/RECEIVING**

<b>Rush Attempts</b>	1 vs. Philadelphia Eagles, Oct 29, 2023 1 vs. New York Giants, Dec 18, 2022 ...1 more at 1.	<b>Receiving TDs</b>	2 vs. Tennessee Titans, Oct 09, 2022 1 at Seattle Seahawks, Nov 12, 2023
<b>Rushing Yards</b>	15 vs. New York Giants, Dec 18, 2022	<b>All-Purpose Yards</b>	105 vs. Tennessee Titans, Oct 09, 2022 53 at Dallas Cowboys, Dec 26, 2021
<b>Longest Runs</b>	15 vs. New York Giants, Dec 18, 2022	<b>Special Teams Tackles</b>	1 at Los Angeles Rams, Dec 17, 2023 1 vs. Miami Dolphins, Dec 03, 2023 ...5 more at 1.
<b>Receptions</b>	3 at Denver Broncos, Sep 17, 2023 3 vs. Kansas City Chiefs, Oct 17, 2021 ...1 more at 3.	<b>Most TDs</b>	2 vs. Tennessee Titans, Oct 09, 2022 1 at Seattle Seahawks, Nov 12, 2023
<b>Receiving Yards</b>	105 vs. Tennessee Titans, Oct 09, 2022 53 at Dallas Cowboys, Dec 26, 2021	<b>Miscellaneous Tackles</b>	1 at New York Jets, Dec 24, 2023 1 vs. Buffalo Bills, Sep 24, 2023
<b>Receiving Average</b>	11.3 vs. New York Giants, Sep 16, 2021 10.0 vs. Kansas City Chiefs, Oct 17, 2021	<b>Scrimmage Yards</b>	105 vs. Tennessee Titans, Oct 09, 2022 53 at Dallas Cowboys, Dec 26, 2021
<b>Longest Receptions</b>	75t vs. Tennessee Titans, Oct 09, 2022 48 at Dallas Cowboys, Dec 26, 2021		

**100-YARD RECEIVING GAMES (1): REGULAR SEASON**

DATE	TEAM	NO.	YDS.	AVG.	LG	TD
10/09/22	TITANS	2	105	52.5	75t	2

**2024 GAME-BY-GAME REGULAR-SEASON STATISTICS (COMMANDERS)**

DATE	OPPONENT	P/S	RECEIVING					RUSHING					W/L	SCORE
			NO.	YDS.	AVG.	LG	TD	NO.	YDS.	AVG.	LG	TD		
09/08	at Buccaneers	P	0	0	0.0	0	0	0	0	0.0	0	0	L	20-37
09/15	Giants	S	2	17	8.5	12	0	0	0	0.0	0	0	W	21-18
09/23	at Bengals	P	2	16	8.0	8	0	0	0	0.0	0	0	W	38-33
09/29	at Cardinals	P	1	4	4.0	4	0	0	0	0.0	0	0	W	42-14
10/06	Browns	P	2	57	28.5	41t	1	0	0	0.0	0	0	W	34-13
10/13	at Ravens	P	1	11	11.0	11	0	0	0	0.0	0	0	L	23-30
10/20	Panthers	P	1	23	23.0	23	0	0	0	0.0	0	0	W	40-7
10/27	Bears	P	1	6	6.0	6	0	0	0	0.0	0	0	W	18-15
11/03	at Giants	P	1	24	24.0	24	0	0	0	0.0	0	0	W	27-22
11/10	Steelers	P	2	-13	-6.5	-2	0	0	0	0.0	0	0	L	27-28
11/14	at Eagles	P	1	4	4.0	4	0	0	0	0.0	0	0	L	18-26
11/24	Cowboys	P	2	22	11.0	20	0	1	14	14.0	14	0	L	26-34
12/01	Titans	P	4	35	8.8	13	0	1	4	4.0	4	0	W	42-19
12/15	at Saints	P	3	30	10.0	16	0	0	0	0.0	0	0	W	20-19
12/22	Eagles	S	4	56	14.0	51	0	0	0	0.0	0	0	W	36-33
12/29	Falcons						INACTIVE						W	30-24+
01/05	at Cowboys	S	3	16	5.3	11	0	1	8	8.0	8	0	W	23-19
<b>2024 TOTALS</b>		<b>16-3</b>	<b>30</b>	<b>308</b>	<b>10.3</b>	<b>51</b>	<b>1</b>	<b>3</b>	<b>26</b>	<b>8.7</b>	<b>14</b>	<b>0</b>	<b>12-5</b>	

+ - Overtime

**2024 GAME-BY-GAME POSTSEASON STATISTICS (COMMANDERS)**

DATE	OPPONENT	P/S	RECEIVING					RUSHING					W/L	SCORE
			NO.	YDS.	AVG.	LG	TD	NO.	YDS.	AVG.	LG	TD		
01/12	at Buccaneers	P	5	89	17.8	30	1	0	0	0.0	0	0	W	23-20
01/18	at Lions	S	6	98	16.3	42	0	0	0	0.0	0	0	W	45-31
01/26	at Eagles	S	3	42	14.0	24	0	0	0	0.0	0	0	L	23-55
<b>2024 TOTALS</b>		<b>3-2</b>	<b>14</b>	<b>229</b>	<b>16.4</b>	<b>42</b>	<b>1</b>	<b>0</b>	<b>0</b>	<b>0.0</b>	<b>0</b>	<b>0</b>	<b>2-1</b>	





# MONTARIC BROWN | 30

**POSITION:** CORNERBACK  
**HT:** 6-0 | **WT:** 190 | **DOB:** 8-24-1999  
**COLLEGE:** ARKANSAS  
**HOMETOWN:** ASHDOWN, ARK.  
**ACQ:** D7-22  
**EXP:** 4th YEAR

lockdown\_2121  
 montaric\_brown

## KEY TRANSACTIONS

- Originally selected by Jacksonville in the seventh round (222nd overall) in the 2022 draft

## PRO

### 2024 (Jaguars)

- Appeared in 17 games and made 10 starts... Posted 75 tackles (55 solo), eight passes defended, six tackles for loss and one interception, all career-highs... One of five players in the NFL with 75-plus tackles, eight-plus passes defended, six-plus tackles for loss and an interception (CB Byron Murphy, LB Daiyan Henley, S Brian Branch and CB Jarvis Brownlee Jr.) in 2024
- 11/10 vs. MIN:** Recorded two solo tackles, one pass defended and one interception... His interception was the first of his career
- 9/29 at HOU:** Started at cornerback and added eight tackles (five solo), a single-game career-high three passes defended and one tackle for loss... Became the sixth player in franchise history and first since CB Aaron Colvin on Nov. 19, 2015, to record five-plus tackles, three-plus passes defended and one-or-more tackles for loss in a single game
- 9/15 vs. CLE:** Started at cornerback and recorded a single-game career-high 11 tackles (all solo) and two tackles for loss

### 2023 (Jaguars)

- Played in 12 games (six starts) and recorded 34 tackles (25 solo) and four passes defended
- 12/10 at CLE:** Started at cornerback and posted seven solo tackles and one pass defended
- 11/19 vs. TEN:** Started at cornerback and recorded six total tackles (four solo) with one pass defended
- 10/19 at N.O.:** Started at cornerback and posted four total tackles (three solo) and two passes defended... His pass defended on fourth-and-six with 25 seconds left in the game sealed the victory for the Jaguars

### 2022 (Jaguars)

- Saw action in eight games with one start, posting five tackles (four solo) on defense and one special teams tackle
- 11/13 at K.C.:** Saw action on defense and special teams and recorded three solo tackles
- 11/6 vs. L.V.:** Saw action on defense and posted two total tackles
- 9/25 at LAC:** Saw action on four special teams snaps in his regular-season NFL debut

## COLLEGE

- Started all 13 games for the Razorbacks in his final season, leading the Southeastern Conference with five interceptions and making 54 total tackles to earn First-Team All-SEC honors... His five interceptions were the most by a Razorback since Tramain Thomas in 2011
- As a junior, played and started in eight games at cornerback... Logged 31 tackles (20 solo) with 2.0 tackles for loss, one interception and one forced fumble... Led the team with six passes broken up
- Started all 10 games at cornerback he played in for the Razorbacks in 2019... Totaled 760 plays, according to Pro Football Focus, with 659 snaps on defense, also seeing time on Arkansas' various special teams units... Recorded 39 total tackles (25 solo and one for loss) as well as three pass breakups, an interception and a fumble recovery
- Played in 11 games, starting three for the Razorbacks as a freshman... Recorded nine tackles (eight solo) with one pass breakup

## PERSONAL

- No. 1 ranked player in Arkansas after his senior year of high school
- Chose Arkansas over Alabama, Auburn, LSU, Oklahoma, Oklahoma State, Baylor and Missouri
- His favorite athlete growing up was Sean Taylor

## MONTARIC BROWN'S NFL REGULAR SEASON DEFENSIVE STATISTICS

DATE	TEAM	GP	GS	TACKLES						INTERCEPTIONS						O. FUMB						ST				MISC			
				TK	S	A	TFL	YDS	SK	YDS	QBH	NO	YDS	LG	TD	PD	FF	FR	TD	YDS	TK	S	A	FF	FR	S	A		
2022	Jaguars	8	1	5	4	1	0	0	0.0	0.0	0	0	0	0	0	0	0	0	0	0	0	1	0	1	0	0	0	0	
2023	Jaguars	12	6	34	25	9	0	0	0.0	0.0	0	0	0	0	4	0	0	0	0	0	0	0	0	0	0	0	0		
2024	Jaguars	17	10	75	55	20	6	13	0.0	0.0	0	1	0	0	0	8	0	0	0	0	0	0	0	0	0	0	0		
<b>NFL TOTALS</b>		<b>37</b>	<b>17</b>	<b>114</b>	<b>84</b>	<b>30</b>	<b>6</b>	<b>13</b>	<b>0.0</b>	<b>0.0</b>	<b>0</b>	<b>1</b>	<b>0</b>	<b>0</b>	<b>0</b>	<b>12</b>	<b>0</b>	<b>0</b>	<b>0</b>	<b>0</b>	<b>1</b>	<b>0</b>	<b>1</b>	<b>0</b>	<b>0</b>	<b>0</b>	<b>0</b>		



**SINGLE-GAME HIGHS: DEFENSIVE**

**Total Tackles** 11 vs. Cleveland Browns, Sep 15, 2024  
 8 vs. Indianapolis Colts, Oct 06, 2024  
 ...1 more at 8.

**Tackles For Loss** 2 vs. Green Bay Packers, Oct 27, 2024  
 2 vs. Cleveland Browns, Sep 15, 2024  
**Interceptions** 1 vs. Minnesota Vikings, Nov 10, 2024

**Solo Tackles** 11 vs. Cleveland Browns, Sep 15, 2024  
 7 at Cleveland Browns, Dec 10, 2023

**Passes Defensed** 3 at Houston Texans, Sep 29, 2024  
 2 at Tennessee Titans, Dec 08, 2024  
 ...1 more at 2.

**2024 GAME-BY-GAME REGULAR-SEASON STATISTICS (JAGUARS)**

DATE	OPPONENT	P/S	TACKLES							INTERCEPTIONS					O. FUMB				ST				MISC		W/L	SCORE		
			TK	S	A	SK	YDS	TFL	YDS	QBH	NO	YDS	LG	TD	PD	FF	FR	TD	YDS	TK	S	A	FF	FR			S	A
09/08	at Dolphins	P	3	2	1	0.0	0.0	0	0	0	0	0	0	0	0	0	0	0	0	0	0	0	0	0	0	0	L	17-20
09/15	Browns	S	11	11	0	0.0	0.0	2	3	0	0	0	0	0	0	0	0	0	0	0	0	0	0	0	0	L	13-18	
09/23	at Bills	S	7	4	3	0.0	0.0	0	0	0	0	0	0	0	0	0	0	0	0	0	0	0	0	0	0	L	10-47	
09/29	at Texans	S	8	5	3	0.0	0.0	1	2	0	0	0	0	0	3	0	0	0	0	0	0	0	0	0	0	L	20-24	
10/06	Colts	S	8	4	4	0.0	0.0	0	0	0	0	0	0	0	0	0	0	0	0	0	0	0	0	0	0	W	37-34	
10/13	at Bears	S	7	5	2	0.0	0.0	0	0	0	0	0	0	0	0	0	0	0	0	0	0	0	0	0	0	L	16-35	
10/20	Patriots	P	1	1	0	0.0	0.0	0	0	0	0	0	0	0	0	0	0	0	0	0	0	0	0	0	0	W	32-16	
10/27	Packers	P	4	4	0	0.0	0.0	2	5	0	0	0	0	0	0	0	0	0	0	0	0	0	0	0	0	L	27-30	
11/03	at Eagles	P	0	0	0	0.0	0.0	0	0	0	0	0	0	0	0	0	0	0	0	0	0	0	0	0	0	L	23-28	
11/10	Vikings	P	2	2	0	0.0	0.0	0	0	0	1	0	0	0	1	0	0	0	0	0	0	0	0	0	0	L	7-12	
11/17	at Lions	P	5	2	3	0.0	0.0	0	0	0	0	0	0	0	0	0	0	0	0	0	0	0	0	0	0	L	6-52	
12/01	Texans	P	2	2	0	0.0	0.0	0	0	0	0	0	0	0	1	0	0	0	0	0	0	0	0	0	0	L	20-23	
12/08	at Titans	S	5	4	1	0.0	0.0	0	0	0	0	0	0	0	2	0	0	0	0	0	0	0	0	0	0	W	10-6	
12/15	Jets	S	0	0	0	0.0	0.0	0	0	0	0	0	0	0	0	0	0	0	0	0	0	0	0	0	0	L	25-32	
12/22	at Raiders	S	2	2	0	0.0	0.0	1	3	0	0	0	0	0	0	0	0	0	0	0	0	0	0	0	0	L	14-19	
12/29	Titans	S	7	5	2	0.0	0.0	0	0	0	0	0	0	0	1	0	0	0	0	0	0	0	0	0	0	W	20-13	
01/05	at Colts	S	3	2	1	0.0	0.0	0	0	0	0	0	0	0	0	0	0	0	0	0	0	0	0	0	0	L	23-26+	
<b>2024 TOTALS</b>			<b>17-10</b>	<b>75</b>	<b>55</b>	<b>20</b>	<b>0.0</b>	<b>0.0</b>	<b>6</b>	<b>13</b>	<b>0</b>	<b>1</b>	<b>0</b>	<b>0</b>	<b>0</b>	<b>8</b>	<b>0</b>	<b>0</b>	<b>0</b>	<b>0</b>	<b>0</b>	<b>0</b>	<b>0</b>	<b>0</b>	<b>0</b>	<b>4-13</b>		

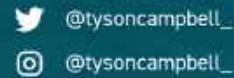
+ - Overtime





# TYSON CAMPBELL | 3

POSITION: CORNERBACK  
HT: 6-1 | WT: 195 | DOB: 3-17-2000  
COLLEGE: GEORGIA  
HOMETOWN: MIRAMAR, FLA.  
ACQ: D2-21  
EXP: 5th YEAR



## KEY TRANSACTIONS

- Originally drafted by Jacksonville in the second round (33rd overall) in the 2021 draft
- Signed a contract extension with Jacksonville on 7/23/24

## PRO

### 2024 (Jaguars)

- Started in all 12 games in which he appeared... Recorded 59 tackles (42 solo), six passes defended and two tackles for loss
- **1/5 at IND:** Started at cornerback and posted six tackles (four solo) and one pass defended... Logged his 36th-career pass defended to rank sixth among cornerbacks and tied-10th overall in franchise history
- **12/15 vs. NYJ:** Started at cornerback and led the team with six solo tackles plus one pass defended
- **11/10 vs. MIN:** Registered a career-high-tying nine tackles (four solo), one tackle for loss and one pass defended... Became one of four defensive backs in franchise history with nine-plus tackles, a tackle for loss and a pass defended in a single game

### 2023 (Jaguars)

- Started 11 games... Recorded 61 tackles (42 solo), five passes defended, two tackles for loss, one forced fumble and one interception
- **12/31 vs. CAR:** Started at cornerback and played all 54 defensive snaps... Recorded eight total tackles (six solo), one tackle for loss and one pass defended
- **10/1 vs. ATL:** Started at cornerback and posted six total tackles (five solo) and two passes defended... Played all 58 defensive snaps and three snaps on special teams
- **9/10 at IND:** Started at cornerback and recorded one interception, marking his sixth-career interception and second in a season opener... Posted one forced fumble for the second time in his career... Recorded six solo tackles and a pass defended

### 2022 (Jaguars)

- Started in all 17 regular season games and both postseason games... In the regular season, he posted 70 tackles (55 solo), a career-high 15 passes defended, a career-high three interceptions, including one 29-yard return, two tackles for loss, two fumble recoveries and one forced fumble... In the postseason, he totaled six tackles (five solo)
- **1/1 at HOU:** Started at cornerback and recorded three tackles (two solo) and one fumble recovery that he returned for his first career touchdown to put the Jaguars ahead 21-0
- **10/16 at IND:** Started at cornerback and recorded seven tackles (seven solo), three passes defended, and one forced fumble... Surpassed 100 tackles for his career (101 total tackles)
- **9/11 at WAS:** Started at cornerback and recorded three tackles (two solo) and his third career interception... Became the first Jaguars player since 2020 (S Andrew Wingard and CB CJ Henderson) to record an interception in Week 1

### 2021 (Jaguars)

- Concluded his rookie season with 14 starts in 15 games played... Had 73 total tackles, two interceptions and 10 passes defended
- **12/19 vs. HOU:** Started at cornerback and recorded his second INT of the season, becoming the first Jaguars rookie cornerback since 2016 (Jalen Ramsey) to record at least two INTs in a season... Finished with four tackles, two passes defended and one INT
- **11/28 vs. ATL:** Started at cornerback and posted the first INT of his career when he picked off Falcons QB Matt Ryan with 19 seconds remaining in the first half... Finished the game with three tackles, three passes defended and one INT, becoming the fourth Jaguars rookie in the last 20 years to record at least three passes defended and one INT in a single game

## COLLEGE

- Played in 33 games at Georgia, including 30 starts, and recorded 89 tackles, 11 passes defended, three fumble recoveries, one interception and one forced fumble
- In 2018 against Missouri, he forced, recovered and returned a first-quarter fumble for a 64-yard touchdown

## PERSONAL

- In July 2024, participated in a mission trip to Zimbabwe
- On June 10, 2023, hosted his first football camp with 300 local youth football athletes
- 2A state champion in the 100 meters and 200 meters
- Led American Heritage High School to a 50-5 record, including undefeated seasons as state champions in his junior and senior campaigns



**TYSON CAMPBELL'S NFL REGULAR SEASON DEFENSIVE STATISTICS**

DATE	TEAM	GP	TACKLES							INTERCEPTIONS							O. FUMB					ST				MISC	
			GS	TK	S	A	TFL	YDS	SK	YDS	QBH	NO	YDS	LG	TD	PD	FF	FR	TD	YDS	TK	S	A	FF	FR	S	A
2021	Jaguars	15	14	73	49	24	2	4	0.0	0.0	0	2	3	3	0	10	0	0	0	0	0	0	0	0	0	0	0
2022	Jaguars	17	17	70	55	15	2	9	0.0	0.0	0	3	32	29	0	15	1	2	1	12	0	0	0	0	0	0	
2023	Jaguars	11	11	61	42	19	2	5	0.0	0.0	0	1	0	0	0	5	1	0	0	0	0	0	0	0	0	0	
2024	Jaguars	12	12	59	42	17	2	6	0.0	0.0	0	0	0	0	0	6	0	0	0	0	0	0	0	0	0	0	
<b>NFL TOTALS</b>		<b>55</b>	<b>54</b>	<b>263</b>	<b>188</b>	<b>75</b>	<b>8</b>	<b>24</b>	<b>0.0</b>	<b>0.0</b>	<b>0</b>	<b>6</b>	<b>35</b>	<b>29</b>	<b>0</b>	<b>36</b>	<b>2</b>	<b>2</b>	<b>1</b>	<b>12</b>	<b>0</b>	<b>0</b>	<b>0</b>	<b>0</b>	<b>0</b>	<b>0</b>	

**TYSON CAMPBELL'S NFL POSTSEASON DEFENSIVE STATISTICS**

DATE	TEAM	GP	TACKLES							INTERCEPTIONS							O. FUMB					ST				MISC	
			GS	TK	S	A	TFL	YDS	SK	YDS	QBH	NO	YDS	LG	TD	PD	FF	FR	TD	YDS	TK	S	A	FF	FR	S	A
2022	Jaguars	2	2	6	5	1	0	0	0.0	0.0	0	0	0	0	0	0	0	0	0	0	0	0	0	0	0	0	0
<b>NFL TOTALS</b>		<b>2</b>	<b>2</b>	<b>6</b>	<b>5</b>	<b>1</b>	<b>0</b>	<b>0</b>	<b>0.0</b>	<b>0.0</b>	<b>0</b>	<b>0</b>	<b>0</b>	<b>0</b>	<b>0</b>	<b>0</b>	<b>0</b>	<b>0</b>	<b>0</b>	<b>0</b>	<b>0</b>	<b>0</b>	<b>0</b>	<b>0</b>	<b>0</b>	<b>0</b>	

**SINGLE-GAME HIGHS: DEFENSIVE**

<b>Total Tackles</b>	9 vs. Minnesota Vikings, Nov 10, 2024 9 at Cincinnati Bengals, Sep 30, 2021	<b>Tackles For Loss</b>	1 vs. Minnesota Vikings, Nov 10, 2024 1 at Miami Dolphins, Sep 08, 2024 ...6 more at 1.
<b>Solo Tackles</b>	7 vs. Carolina Panthers, Dec 31, 2023 7 at New York Jets, Dec 22, 2022 ...1 more at 7.	<b>Interceptions</b>	1 vs. Tennessee Titans, Jan 07, 2023 1 vs. Denver Broncos, Oct 30, 2022 ...3 more at 1.
<b>Passes Defensed</b>	3 at Tennessee Titans, Dec 11, 2022 3 at Indianapolis Colts, Oct 16, 2022 ...1 more at 3.	<b>Interception Return Yards</b>	29 vs. Tennessee Titans, Jan 07, 2023 3 at Washington Commanders, Sep 11, 2022 ...1 more at 3.
<b>Forced Fumbles</b>	1 at Indianapolis Colts, Sep 10, 2023 1 at Indianapolis Colts, Oct 16, 2022	<b>Longest Opp Fumble Return</b>	12 at Houston Texans, Jan 01, 2023
<b>Fumble Recoveries</b>	1 vs. Baltimore Ravens, Nov 27, 2022		

**SINGLE-GAME HIGHS - POSTSEASON: DEFENSIVE**

<b>Total Tackles</b>	4 vs. Los Angeles Chargers, Jan 14, 2023 2 at Kansas City Chiefs, Jan 21, 2023	<b>Solo Tackles</b>	3 vs. Los Angeles Chargers, Jan 14, 2023 2 at Kansas City Chiefs, Jan 21, 2023
----------------------	---	---------------------	---

**2024 GAME-BY-GAME REGULAR-SEASON STATISTICS (JAGUARS)**

DATE	OPPONENT	P/S	TACKLES							INTERCEPTIONS							O. FUMB					ST				MISC		
			TK	S	A	SK	YDS	TFL	YDS	QBH	NO	YDS	LG	TD	PD	FF	FR	TD	YDS	TK	S	A	FF	FR	S	A	W/L	SCORE
09/08	at Dolphins	S	3	3	0	0.0	0.0	1	3	0	0	0	0	0	0	0	0	0	0	0	0	0	0	0	0	0	L	17-20
09/15	Browns																									L	13-18	
09/23	at Bills																									L	10-47	
09/29	at Texans																									L	20-24	
10/06	Colts																									W	37-34	
10/13	at Bears																									L	16-35	
10/20	Patriots																									W	32-16	
10/27	Packers	S	3	2	1	0.0	0.0	0	0	0	0	0	0	0	0	0	0	0	0	0	0	0	0	0	0	L	27-30	
11/03	at Eagles	S	5	4	1	0.0	0.0	0	0	0	0	0	0	0	0	0	0	0	0	0	0	0	0	0	0	L	23-28	
11/10	Vikings	S	9	4	5	0.0	0.0	1	3	0	0	0	0	0	1	0	0	0	0	0	0	0	0	0	0	L	7-12	
11/17	at Lions	S	8	5	3	0.0	0.0	0	0	0	0	0	0	0	0	0	0	0	0	0	0	0	0	0	0	L	6-52	
12/01	Texans	S	3	3	0	0.0	0.0	0	0	0	0	0	0	0	0	0	0	0	0	0	0	0	0	0	0	L	20-23	
12/08	at Titans	S	3	1	2	0.0	0.0	0	0	0	0	0	0	0	1	0	0	0	0	0	0	0	0	0	0	W	10-6	
12/15	Jets	S	6	6	0	0.0	0.0	0	0	0	0	0	0	0	1	0	0	0	0	0	0	0	0	0	0	L	25-32	
12/22	at Raiders	S	5	4	1	0.0	0.0	0	0	0	0	0	0	0	1	0	0	0	0	0	0	0	0	0	0	L	14-19	
12/29	Titans	S	5	5	0	0.0	0.0	0	0	0	0	0	0	0	0	0	0	0	0	0	0	0	0	0	0	W	20-13	
01/05	at Colts	S	6	4	2	0.0	0.0	0	0	0	0	0	0	0	1	0	0	0	0	0	0	0	0	0	0	L	23-26+	
<b>2024 TOTALS</b>		<b>11-11</b>	<b>56</b>	<b>41</b>	<b>15</b>	<b>0.0</b>	<b>0.0</b>	<b>2</b>	<b>6</b>	<b>0</b>	<b>0</b>	<b>0</b>	<b>0</b>	<b>0</b>	<b>5</b>	<b>0</b>	<b>0</b>	<b>0</b>	<b>0</b>	<b>0</b>	<b>0</b>	<b>0</b>	<b>0</b>	<b>0</b>	<b>0</b>	<b>4-13</b>		

+ - Overtime





# CAM CAMPER | 17

**POSITION:** WIDE RECEIVER  
**HT:** 6-3 | **WT:** 197 | **DOB:** 8-21-2001  
**COLLEGE:** BOISE STATE  
**HOMETOWN:** LANCASTER, TEXAS  
**ACQ:** UDFA-'25  
**EXP:** R



## KEY TRANSACTIONS

- Originally signed by Jacksonville as an undrafted free agent following the 2025 draft

## COLLEGE

- Played five seasons at Trinity Valley Community College (2020-21), Indiana (2022-23) and Boise State (2024)
- Named Honorable Mention All-Mountain West in 2024 after leading the Broncos in receptions (58) and receiving yards (903)... His 41 receptions of 10-plus yards were the third most in the Mountain West and 20th in the NCAA
- In 2023 at Indiana, saw action in eight games (seven starts) and caught 17 passes for 285 yards and one score
- Indiana's leading receiver with 569 yards receiving on 46 catches (two touchdowns) in eight games in 2022... His 156 receiving yards in his Indiana debut were the most by a Hoosier in a debut in program history

## PERSONAL

- Attended Lancaster High School (Lancaster, Texas)
- Two-sport athlete, playing football and basketball
- Majored in kinesiology

### CAM CAMPER'S COLLEGE RUSHING/RECEIVING STATISTICS

DATE	TEAM	GP	GS	RUSHING					RECEIVING				
				NO.	YDS.	AVG.	LG	TD	NO.	YDS.	AVG.	LG	TD
2022	Indiana	8	7	0	0	0.0	0	0	46	569	12.4	40	2
2023	Indiana	12	7	0	0	0.0	0	0	17	285	16.8	41	1
2024	Boise St.	14	6	0	0	0.0	0	0	58	903	15.6	53	4
<b>TOTALS</b>		<b>34</b>	<b>20</b>	<b>0</b>	<b>0</b>	<b>0.0</b>	<b>0</b>	<b>0</b>	<b>121</b>	<b>1,757</b>	<b>14.5</b>	<b>53</b>	<b>7</b>

### COLLEGE 2024 GAME-BY-GAME STATISTICS (BOISE ST.)

DATE	OPPONENT	P/S	RUSHING					RECEIVING					W/L	SCORE
			NO.	YDS.	AVG.	LG	TD	NO.	YDS.	AVG.	LG	TD		
08/31	at Ga. Southern	S	0	0	0.0	0	0	4	99	24.8	53	0	W	56-45
09/07	at Oregon	P	0	0	0.0	0	0	4	52	13.0	21	1	L	34-37
09/21	Portland St.	P	0	0	0.0	0	0	2	70	35.0	52	2	W	56-14
09/28	Washington St.	S	0	0	0.0	0	0	3	50	16.7	28	0	W	45-24
10/05	Utah St.	S	0	0	0.0	0	0	5	59	11.8	18	1	W	62-30
10/12	at Hawaii	S	0	0	0.0	0	0	7	111	15.9	32	0	W	28-7
10/25	at UNLV	P	0	0	0.0	0	0	3	36	12.0	19	0	W	29-24
11/01	San Diego St.	S	0	0	0.0	0	0	4	50	12.5	16	0	W	56-24
11/09	Nevada	P	0	0	0.0	0	0	2	46	23.0	38	0	W	28-21
11/16	at San Jose St.	P	0	0	0.0	0	0	6	92	15.3	29	0	W	42-21
11/23	at Wyoming	P	0	0	0.0	0	0	5	73	14.6	23	0	W	17-13
11/29	Oregon St.	P	0	0	0.0	0	0	6	73	12.2	20	0	W	34-18
12/06	UNLV	S	0	0	0.0	0	0	4	26	6.5	12	0	W	21-7
12/31	Penn St.	P	0	0	0.0	0	0	3	66	22.0	45	0	L	14-31
<b>2024 TOTALS</b>		<b>14-6</b>	<b>0</b>	<b>0</b>	<b>0.0</b>	<b>0</b>	<b>0</b>	<b>58</b>	<b>903</b>	<b>15.6</b>	<b>53</b>	<b>4</b>	<b>12-2</b>	





# JAMES CARPENTER | 99

**POSITION:** DEFENSIVE LINEMAN  
**HT:** 6-2 | **WT:** 288 | **DOB:** 5-31-2001  
**COLLEGE:** INDIANA  
**HOMETOWN:** ROANOKE, VA.  
**ACQ:** UDFA-25  
**EXP:** R

@JCarpenter08  
 @james\_carpenter0

## KEY TRANSACTIONS

- Originally signed by Jacksonville as an undrafted free agent following the 2025 draft

## COLLEGE

- Appeared in 53 career games (50 starts) at James Madison (2019-23) and Indiana (2024)
- Two-time finalist for the Burlsworth Trophy (2023, 2024) after starting his career as a walk-on
- Earned Honorable Mention All-Big Ten honors in 2024 as part of a defense that set program bests for games holding an opponent under 100-yards rushing (eight), fewest yards rushing allowed (1,043), lowest opponent scoring average (15.6), fewest yards of total offense (3,332) and total offense per game (256.3)
- Named Second-Team All-Sun Belt in 2023 after logging 53 tackles, nine tackles for loss, 4.0 sacks, two fumble recoveries, a forced fumble and an interception
- Registered 52 tackles with 11.5 tackles for loss and 5.5 sacks in 2022 to be tabbed Second-Team All-Sun Belt

## PERSONAL

- Two-way lineman at Roanoke Catholic High School (Va.)
- Tabbed Virginia Independent Schools Athletic Association First-Team All-State on both offense and defense as a junior and senior
- Also lettered in basketball, lacrosse and track and field
- Named First-Team All-State in lacrosse
- Broke the school record in shot put (45'8") and finished No. 2 at the VISAA State Championship... Helped RCHS to the VISAA state track championship as a senior

## JAMES CARPENTER'S COLLEGE DEFENSIVE STATISTICS

DATE	TEAM	GP	GS	TACKLES						INTERCEPTIONS					O. FUMB				ST				MISC					
				TK	S	A	TFL	YDS	SK	YDS	QBH	NO	YDS	LG	TD	PD	FF	FR	TD	YDS	TK	S	A	FF	FR	S	A	
2019	James Madison	1	0	0	0	0	0.0	0.0	0.0	0	0	0	0	0	0	0	0	0	0	0	0	0	0	0	0	0	0	0
2020	James Madison	8	7	21	7	14	5.0	22.0	2.0	12.0	1	1	6	6	0	1	0	0	0	0	0	0	0	0	0	0	0	0
2021	James Madison	7	6	15	3	12	2.5	5.0	0.0	0.0	0	0	0	0	0	1	0	0	0	0	0	0	0	0	0	0	0	0
2022	James Madison	11	11	51	15	36	11.0	46.0	5.5	34.0	2	0	0	0	0	3	0	0	0	0	0	0	0	0	0	0	0	0
2023	James Madison	13	13	53	22	31	9.5	43.0	4.0	31.0	7	1	36	36	0	4	1	2	0	0	0	0	0	0	0	0	0	0
2024	Indiana	12	12	38	20	18	11.5	55.0	6.0	46.0	5	0	0	0	0	2	0	0	0	0	0	0	0	0	0	0	0	0
<b>TOTALS</b>		<b>52</b>	<b>49</b>	<b>178</b>	<b>67</b>	<b>111</b>	<b>39.5</b>	<b>171.0</b>	<b>17.5</b>	<b>123.0</b>	<b>15</b>	<b>2</b>	<b>42</b>	<b>36</b>	<b>0</b>	<b>11</b>	<b>1</b>	<b>2</b>	<b>0</b>	<b>0</b>	<b>0</b>	<b>0</b>	<b>0</b>	<b>0</b>	<b>0</b>	<b>0</b>	<b>0</b>	<b>0</b>

## COLLEGE 2024 GAME-BY-GAME STATISTICS (INDIANA)

DATE	OPPONENT	P/S	TACKLES						INTERCEPTIONS					O. FUMB				ST				MISC																						
			TK	S	A	SK	YDS	TFL	YDS	QBH	NO	YDS	LG	TD	PD	FF	FR	TD	YDS	TK	S	A	FF	FR	S	A	W/L	SCORE																
08/31	FIU	S	3	0	3	0.0	0.0	0.5	1.0	0	0	0	0	0	0	0	0	0	0	0	0	0	0	0	0	0	W	31-7																
09/06	Western Ill.	S	0	0	0	0.0	0.0	0.0	0.0	0	0	0	0	0	0	0	0	0	0	0	0	0	0	0	0	0	W	77-3																
09/14	at UCLA	S	3	2	1	1.0	2.0	1.0	2.0	0	0	0	0	0	0	0	0	0	0	0	0	0	0	0	0	0	W	42-13																
09/21	Charlotte	S	0	0	0	0.0	0.0	0.0	0.0	0	0	0	0	0	0	0	0	0	0	0	0	0	0	0	0	0	W	52-14																
09/28	Maryland	S	3	3	0	2.0	21.0	2.0	21.0	0	0	0	0	0	0	0	0	0	0	0	0	0	0	0	0	0	W	42-28																
10/05	at Northwestern	S	4	2	2	0.0	0.0	1.0	1.0	1	0	0	0	0	0	0	0	0	0	0	0	0	0	0	0	0	W	41-24																
10/19	Nebraska	S	3	3	0	0.0	0.0	2.0	3.0	0	0	0	0	0	0	0	0	0	0	0	0	0	0	0	0	0	W	56-7																
10/26	Washington		DID NOT PLAY (NON-INJURY)																																								W	31-17
11/02	at Michigan St.	S	3	2	1	1.0	8.0	1.5	8.0	1	0	0	0	0	0	0	0	0	0	0	0	0	0	0	0	0	0	W	47-10															
11/09	Michigan	S	3	0	3	0.0	0.0	0.0	0.0	1	0	0	0	0	1	0	0	0	0	0	0	0	0	0	0	0	W	20-15																
11/23	at Ohio St.	S	4	1	3	1.0	10.0	1.0	10.0	0	0	0	0	0	0	0	0	0	0	0	0	0	0	0	0	0	L	15-38																
11/30	Purdue	S	2	1	1	0.0	0.0	0.5	0.0	1	0	0	0	0	0	0	0	0	0	0	0	0	0	0	0	0	W	66-0																
12/20	at Notre Dame	S	7	6	1	1.0	5.0	2.0	9.0	1	0	0	0	0	1	0	0	0	0	0	0	0	0	0	0	0	L	17-27																
<b>2024 TOTALS</b>		<b>12-12</b>	<b>35</b>	<b>20</b>	<b>15</b>	<b>6.0</b>	<b>46.0</b>	<b>11.5</b>	<b>55.0</b>	<b>5</b>	<b>0</b>	<b>0</b>	<b>0</b>	<b>0</b>	<b>2</b>	<b>0</b>	<b>0</b>	<b>0</b>	<b>0</b>	<b>0</b>	<b>0</b>	<b>0</b>	<b>0</b>	<b>0</b>	<b>0</b>	<b>0</b>	<b>11-2</b>																	





# JOSHUA CEPHUS | 80

**POSITION:** WIDE RECEIVER  
**HT:** 6-2 | **WT:** 193 | **DOB:** 3-5-2001  
**COLLEGE:** TEXAS AT SAN ANTONIO  
**HOMETOWN:** SPRING, TEXAS  
**ACQ:** UDFA-'24  
**EXP:** 1st YEAR

@joshua\_cephus  
 @joshuacephus\_

## KEY TRANSACTIONS

- Originally signed as an undrafted free agent with Jacksonville on 4/30/24
- Signed to Jacksonville's practice squad on 8/28/24

## PRO

### 2024 (Jaguars)

- Elevated from the practice squad for one game
- **12/8 at TEN:** Saw action at wide receiver in his NFL debut

## COLLEGE

- Voted First-Team All-American Athletic Conference and named to the Dave Campbell Texas Football All-Texas College First-Team
- In 2023, he set a school record after he recorded 1,151 receiving yards
- Finished his UTSA career as the program's all-time leader in receptions (313), receiving yards (3,639), and starts (56)

## PERSONAL

- Son of Trenesa and Rodney Cephus
- His uncle, Marvin Cephus, played wide receiver with the New Orleans Saints and Philadelphia Eagles
- Has three brothers and one sister

## JOSHUA CEPHUS' NFL REGULAR SEASON RUSHING/RECEIVING STATISTICS

DATE	TEAM	GP	GS	RECEIVING					RUSHING					
				NO.	YDS.	AVG.	LG	TD	NO.	YDS.	AVG.	LG	TD	
2024	Jaguars	1	0	0	0	0.0	0	0	0	0	0	0.0	0	0
<b>NFL TOTALS</b>		<b>1</b>	<b>0</b>	<b>0</b>	<b>0</b>	<b>0.0</b>	<b>0</b>	<b>0</b>	<b>0</b>	<b>0</b>	<b>0</b>	<b>0.0</b>	<b>0</b>	<b>0</b>

## 2024 GAME-BY-GAME REGULAR-SEASON STATISTICS (JAGUARS)

DATE	OPPONENT	P/S	RECEIVING					RUSHING					W/L	SCORE
			NO.	YDS.	AVG.	LG	TD	NO.	YDS.	AVG.	LG	TD		
09/08	at Dolphins												L	17-20
09/15	Browns												L	13-18
09/23	at Bills												L	10-47
09/29	at Texans												L	20-24
10/06	Colts												W	37-34
10/13	at Bears												L	16-35
10/20	Patriots												W	32-16
10/27	Packers												L	27-30
11/03	at Eagles												L	23-28
11/10	Vikings												L	7-12
11/17	at Lions												L	6-52
12/01	Texans												L	20-23
12/08	at Titans												W	10-6
12/15	Jets												L	25-32
12/22	at Raiders												L	14-19
12/29	Titans												W	20-13
01/05	at Colts												L	23-26+
<b>2024 TOTALS</b>		<b>0-0</b>	<b>0</b>	<b>0</b>	<b>0</b>	<b>0.0</b>	<b>0</b>	<b>0</b>	<b>0</b>	<b>0</b>	<b>0.0</b>	<b>0</b>	<b>0</b>	<b>4-13</b>

+ - Overtime





## EZRA CLEVELAND | 76

**POSITION:** OFFENSIVE LINEMAN  
**HT:** 6-6 | **WT:** 312 | **DOB:** 5-8-1998  
**COLLEGE:** BOISE STATE  
**HOMETOWN:** SPANAWAY, WASH.  
**ACQ:** T (MIN)-'23  
**EXP:** 6th YEAR

@ezra508  
 @ezra\_cleveland

### KEY TRANSACTIONS

- Selected by Minnesota in the second round (No. 58 overall) in the 2020 NFL Draft
- Acquired via trade by Jacksonville on 10/31/23
- Re-signed with Jacksonville on 3/7/24

### PRO

#### 2024 (Jaguars)

- Started at left guard in all 15 games in which he appeared
- **12/15 vs. NYJ:** Started at left guard and played all 84 offensive snaps
- **12/1 vs. HOU:** Started at left guard and played all 70 offensive snaps
- **10/6 vs. IND:** Started at left guard and played all 58 offensive snaps... Blocked for QB Trevor Lawrence to throw for a career-high 371 yards and was part of an offensive line that allowed no sacks

#### 2023 (Jaguars)

- Participated in nine games with five starts
- **1/7 at TEN:** Started at left guard and played all 71 offensive snaps and four snaps on special teams
- **12/24 at T.B.:** Started at left guard and played all 66 offensive snaps and one snap on special teams
- **12/4 vs. CIN:** Started at left guard and played all 69 offensive snaps... Saw action on six special teams plays

#### 2023 (Vikings)

- Started six games at left guard before leaving the game in Week 6 at Chicago (10/15) with an injury

#### 2022 (Vikings)

- Started all 17 games at left guard

#### 2021 (Vikings)

- Started all 17 games at left guard and played all 1,082 offensive snaps

#### 2020 (Vikings)

- Appeared in 13 games (nine starts) at right guard for the Vikings offense

### COLLEGE

- Started in all 40 of his college games after redshirting in 2016
- Two-time First-Team All-Mountain West (2018 and 2019) and honorable mention in 2017 as a redshirt freshman
- Part of a Boise State team that played in the Mountain West Championship Game each season, winning the conference title in 2017 and 2019
- Helped Broncos to 12-2 mark in 2019, with the only losses coming at BYU and in the Las Vegas Bowl to Washington
- Squad went 10-3 in 2018 and 11-3 in 2017, winning the Las Vegas Bowl over Oregon
- Blocked for Mountain West Freshman of the Year, RB George Holani, in 2019
- During his time as a Bronco, he helped extend the team's streak of having a 1,000-yard rusher to 12 consecutive seasons
- Protected Mountain West Player of the Year, QB Brett Rypien, and the nation's 18th-ranked passing offense (292 yards per game) in 2018
- Started 14 games as a redshirt freshman while the Broncos finished second in the Mountain West in scoring (32.5 points per game)

### PERSONAL

- Earned Academic All-Mountain West honors in 2017
- One of 58 players who virtually attended the 2020 NFL Draft
- Highest-drafted Boise State Bronco since Leighton Vander Esch was selected by Dallas in the first round of the 2018 NFL Draft
- Led the OL group at the NFL Combine with his 4.46 20-yard shuttle and 7.26 3-cone drill... Ran a 4.93 40-yard dash (third among OL) and 30 bench press reps (fifth among OL)
- Majored in construction management
- Born three weeks premature, but weighed 11 pounds at birth
- Grew up in Spanaway, Washington, a suburb of Tacoma



**EZRA CLEVELAND'S NFL REGULAR SEASON STATISTICS**

DATE	TEAM	GP	GS
2020	Vikings	13	9
2021	Vikings	17	17
2022	Vikings	17	17
2023	Vikings	6	6
Went from <b>Minnesota</b> to <b>Jacksonville</b> .			
2023	Jaguars	9	5
2023	TOTAL	15	11
2024	Jaguars	15	15
<b>NFL TOTALS</b>		<b>77</b>	<b>69</b>

**EZRA CLEVELAND'S NFL POSTSEASON STATISTICS**

DATE	TEAM	GP	GS
2022	Vikings	1	1
<b>NFL TOTALS</b>		<b>1</b>	<b>1</b>

**2024 GAME-BY-GAME REGULAR-SEASON STATISTICS (JAGUARS)**

DATE	OPPONENT	P/S	W/L	SCORE
09/08	at Dolphins	S	L	17-20
09/15	Browns	S	L	13-18
09/23	at Bills	S	L	10-47
09/29	at Texans	S	L	20-24
10/06	Colts	S	W	37-34
10/13	at Bears	S	L	16-35
10/20	Patriots	S	W	32-16
10/27	Packers	S	L	27-30
11/03	at Eagles		L	23-28
11/10	Vikings		L	7-12
11/17	at Lions	S	L	6-52
12/01	Texans	S	L	20-23
12/08	at Titans	S	W	10-6
12/15	Jets	S	L	25-32
12/22	at Raiders	S	L	14-19
12/29	Titans	S	W	20-13
01/05	at Colts	S	L	23-26+
<b>2024 TOTALS</b>		<b>15-15</b>	<b>4-13</b>	

+ - Overtime





# MYLES COLE | 59

POSITION: DEFENSIVE END  
 HT: 6-6 | WT: 278 | DOB: 4-29-2000  
 COLLEGE: TEXAS TECH  
 HOMETOWN: SHREVEPORT, LA.  
 ACQ: D7-24  
 EXP: 2nd YEAR

@mdoc55  
 @\_mc.5\_

## KEY TRANSACTIONS

- Originally drafted by Jacksonville in the seventh round (236th overall) in the 2024 draft

## PRO

### 2024 (Jaguars)

- Saw action in eight games in his rookie season... Tallied eight tackles (four solo) and one tackle for loss
- 12/22 at L.V.:** Saw action at defensive end and recorded two solo tackles and one tackle for loss
- 11/17 at DET:** Saw action at defensive end and recorded a career-high three tackles

## COLLEGE

- Honorable All-Big 12 selection by the conference coaches
- Participated in the East-West Shrine Bowl and Reese's Senior Bowl
- Appeared in 29 games for Texas Tech and recorded 44 tackles (29 solo), nine tackles for loss, 3.5 sacks, one pass defensed and one block
- Transferred to Texas Tech from Louisiana-Monroe after spending three seasons with the Warhawks (2019-21)

## PERSONAL

- Son of Jeffery Cole and Melissa Harris
- Brother to Reagan, Rachel, Makynzie, Sariayah, Jordan, Brianna, Garrett, Trinity, and Isaiah
- Earned a bachelor's degree from Louisiana-Monroe in kinesiology

## MYLES COLE'S NFL REGULAR SEASON DEFENSIVE STATISTICS

DATE	TEAM	GP	TACKLES							INTERCEPTIONS							O. FUMB				ST				MISC		
			GS	TK	S	A	TFL	YDS	SK	YDS	QBH	NO	YDS	LG	TD	PD	FF	FR	TD	YDS	TK	S	A	FF	FR	S	A
2024	Jaguars	8	0	8	4	4	1	1	0.0	0.0	0	0	0	0	0	0	0	0	0	0	0	0	0	0	0	0	0
<b>NFL TOTALS</b>		<b>8</b>	<b>0</b>	<b>8</b>	<b>4</b>	<b>4</b>	<b>1</b>	<b>1</b>	<b>0.0</b>	<b>0.0</b>	<b>0</b>	<b>0</b>	<b>0</b>	<b>0</b>	<b>0</b>	<b>0</b>	<b>0</b>	<b>0</b>	<b>0</b>	<b>0</b>	<b>0</b>	<b>0</b>	<b>0</b>	<b>0</b>	<b>0</b>	<b>0</b>	

### SINGLE-GAME HIGHS: DEFENSIVE

- Total Tackles** 3 at Detroit Lions, Nov 17, 2024  
 2 at Las Vegas Raiders, Dec 22, 2024
- Solo Tackles** 2 at Las Vegas Raiders, Dec 22, 2024  
 1 at Philadelphia Eagles, Nov 03, 2024  
 ...1 more at 1.
- Tackles For Loss** 1 at Las Vegas Raiders, Dec 22, 2024



2024 GAME-BY-GAME REGULAR-SEASON STATISTICS (JAGUARS)

DATE	OPPONENT	P/S	TACKLES							INTERCEPTIONS					O. FUMB				ST				MISC		SCORE		
			TK	S	A	SK	YDS	TFL	YDS	QBH	NO	YDS	LG	TD	PD	FF	FR	TD	YDS	TK	S	A	FF	FR		S	A
09/08	at Dolphins	P	0	0	0	0.0	0.0	0	0	0	0	0	0	0	0	0	0	0	0	0	0	0	0	0	0	L	17-20
09/15	Browns	P	1	1	0	0.0	0.0	0	0	0	0	0	0	0	0	0	0	0	0	0	0	0	0	0	L	13-18	
09/23	at Bills																								L	10-47	
09/29	at Texans																								L	20-24	
10/06	Colts																								W	37-34	
10/13	at Bears																								L	16-35	
10/20	Patriots																								W	32-16	
10/27	Packers																								L	27-30	
11/03	at Eagles	P	1	1	0	0.0	0.0	0	0	0	0	0	0	0	0	0	0	0	0	0	0	0	0	0	L	23-28	
11/10	Vikings																								L	7-12	
11/17	at Lions	P	3	0	3	0.0	0.0	0	0	0	0	0	0	0	0	0	0	0	0	0	0	0	0	0	L	6-52	
12/01	Texans	P	0	0	0	0.0	0.0	0	0	0	0	0	0	0	0	0	0	0	0	0	0	0	0	0	L	20-23	
12/08	at Titans																								W	10-6	
12/15	Jets																								L	25-32	
12/22	at Raiders	P	2	2	0	0.0	0.0	1	1	0	0	0	0	0	0	0	0	0	0	0	0	0	0	0	L	14-19	
12/29	Titans	P	1	0	1	0.0	0.0	0	0	0	0	0	0	0	0	0	0	0	0	0	0	0	0	0	W	20-13	
01/05	at Colts	P	0	0	0	0.0	0.0	0	0	0	0	0	0	0	0	0	0	0	0	0	0	0	0	0	L	23-26+	
<b>2024 TOTALS</b>		<b>8-0</b>	<b>8</b>	<b>4</b>	<b>4</b>	<b>0.0</b>	<b>0.0</b>	<b>1</b>	<b>1</b>	<b>0</b>	<b>0</b>	<b>0</b>	<b>0</b>	<b>0</b>	<b>0</b>	<b>0</b>	<b>0</b>	<b>0</b>	<b>0</b>	<b>0</b>	<b>0</b>	<b>0</b>	<b>0</b>	<b>0</b>	<b>4-13</b>		

+ - Overtime





# BRANSON COMBS | 50

**POSITION:** LINEBACKER  
**HT:** 6-3 | **WT:** 228 | **DOB:** 7-14-2000  
**COLLEGE:** WAKE FOREST  
**HOMETOWN:** EVANSVILLE, IND.  
**ACQ:** UDFA-'25  
**EXP:** R

@bransoncombs  
 @branson\_combs

## KEY TRANSACTIONS

- Originally signed by Jacksonville as an undrafted free agent following the 2025 draft

## COLLEGE

- Played collegiately at Southern Illinois (2019-23) and Wake Forest (2024)
- Named 2024 All-ACC Second-Team after ranking second on the team in tackles (96) and fourth on the team in tackles for loss (six)... Added 2.0 sacks, an interception, a forced fumble and a fumble recovery
- Produced 85 tackles (33 solo), 5.5 tackles for loss, 2.0 sacks and two interceptions for Southern Illinois in 2023
- Tabbed Second-Team All-MVFC in 2022, finishing the season with 57 tackles (35 solo), 5.5 tackles for loss, 2.5 sacks and two interceptions
- Switched from wide receiver to linebacker in 2021 and recorded 29 tackles (21 solo), two interceptions and a tackle for loss
- At wide receiver in 2020, totaled 12 receptions for 152 yards and two touchdowns

## PERSONAL

- Attended Reitz Memorial (Evansville, Ind.) and ranked fourth in Indiana high school career receiving yards (3,732)
- Finished his high school career with 58 touchdowns, including 45 receiving touchdowns
- Recorded 75 receptions for 1,517 yards and 32 touchdowns (24 receiving, three rushing) as a senior
- Also played baseball and basketball

### BRANSON COMBS' COLLEGE DEFENSIVE STATISTICS

DATE	TEAM	GP	GS	TACKLES							INTERCEPTIONS					O. FUMB				ST			MISC				
				TK	S	A	TFL	YDS	SK	YDS	QBH	NO	YDS	LG	TD	PD	FF	FR	TD	YDS	TK	S	A	FF	FR	S	A
2019	Southern Ill.	4	0	1	1	0	0.0	0.0	0.0	0.0	0	0	0	0	0	0	0	0	0	0	0	0	0	0	0	0	0
2020	Southern Ill.	10	2	4	2	2	0.0	0.0	0.0	0.0	0	0	0	0	0	0	0	0	0	0	0	0	0	0	0	0	
2021	Southern Ill.	11	2	26	16	10	1.0	2.0	0.0	0.0	0	2	15	15	0	3	0	0	0	0	0	0	0	0	0	0	
2022	Southern Ill.	11	11	57	35	22	5.5	12.0	2.5	8.0	1	2	18	19	0	3	0	0	0	0	0	0	0	0	0		
2023	Southern Ill.	13	12	80	32	48	5.5	27.0	2.0	14.0	0	2	43	40	0	7	0	2	0	0	0	0	0	0	0		
2024	Wake Forest	11	10	94	54	40	6.0	18.0	2.0	10.0	2	1	0	0	0	1	1	1	0	0	0	0	0	0	0		
<b>TOTALS</b>		<b>60</b>	<b>37</b>	<b>262</b>	<b>140</b>	<b>122</b>	<b>18.0</b>	<b>59.0</b>	<b>6.5</b>	<b>32.0</b>	<b>3</b>	<b>7</b>	<b>76</b>	<b>40</b>	<b>0</b>	<b>14</b>	<b>1</b>	<b>3</b>	<b>0</b>	<b>0</b>	<b>0</b>	<b>0</b>	<b>0</b>	<b>0</b>	<b>0</b>	<b>0</b>	

### COLLEGE 2024 GAME-BY-GAME STATISTICS (WAKE FOREST)

DATE	OPPONENT	P/S	TACKLES							INTERCEPTIONS					O. FUMB				ST			MISC							
			TK	S	A	SK	YDS	TFL	YDS	QBH	NO	YDS	LG	TD	PD	FF	FR	TD	YDS	TK	S	A	FF	FR	S	A	W/L	SCORE	
08/29	N.C. A&T	S	4	3	1	1.0	2.0	1.0	2.0	0	0	0	0	0	0	0	0	0	0	0	0	0	0	0	0	0	W	45-13	
09/07	Virginia	S	14	7	7	0.0	0.0	0.0	0.0	0	0	0	0	0	0	0	0	0	0	0	0	0	0	0	0	L	30-31		
09/14	Ole Miss	S	5	1	4	0.0	0.0	0.0	0.0	0	0	0	0	0	0	0	0	0	0	0	0	0	0	0	L	6-40			
09/28	Louisiana		DID NOT PLAY (NON-INJURY)																									L	38-41
10/05	at NC State	P	5	3	2	0.0	0.0	0.0	0.0	0	1	0	0	0	0	0	0	0	0	0	0	0	0	0	0	W	34-30		
10/12	Clemson	S	9	4	5	0.0	0.0	1.0	2.0	1	0	0	0	0	0	0	0	0	0	0	0	0	0	0	0	L	14-49		
10/19	at UConn	S	8	6	2	0.0	0.0	1.0	4.0	0	0	0	0	0	1	0	0	0	0	0	0	0	0	0	0	W	23-20		
10/26	at Stanford	S	12	3	9	1.0	8.0	1.5	9.0	0	0	0	0	0	0	0	0	0	0	0	0	0	0	0	0	W	27-24		
11/08	California	S	11	8	3	0.0	0.0	0.5	0.0	0	0	0	0	0	0	0	0	0	0	0	0	0	0	0	0	L	36-46		
11/16	at North Carolina	S	14	11	3	0.0	0.0	0.0	0.0	0	0	0	0	0	0	0	0	0	0	0	0	0	0	0	0	L	24-31		
11/23	at Miami (FL)	S	3	2	1	0.0	0.0	0.0	0.0	1	0	0	0	0	0	0	1	0	0	0	0	0	0	0	0	L	14-42		
11/30	Duke	S	9	6	3	0.0	0.0	1.0	1.0	0	0	0	0	0	0	1	0	0	0	0	0	0	0	0	0	L	17-23		
<b>2024 TOTALS</b>		<b>11-10</b>	<b>94</b>	<b>54</b>	<b>40</b>	<b>2.0</b>	<b>10.0</b>	<b>6.0</b>	<b>18.0</b>	<b>2</b>	<b>1</b>	<b>0</b>	<b>0</b>	<b>0</b>	<b>1</b>	<b>1</b>	<b>1</b>	<b>0</b>	<b>0</b>	<b>0</b>	<b>0</b>	<b>0</b>	<b>0</b>	<b>0</b>	<b>0</b>	<b>4-8</b>			





# LOGAN COOKE | 9

**POSITION:** PUNTER  
**HT:** 6-5 | **WT:** 230 | **DOB:** 7-28-1995  
**COLLEGE:** MISSISSIPPI STATE  
**HOMETOWN:** DARBUN, MISS.  
**ACQ:** D7B-18  
**EXP:** 8th YEAR

@LoganCooke2  
 @logancooke9



## LOGAN COOKE'S NFL REGULAR SEASON PUNTING STATISTICS

DATE	TEAM	GP	NO.	YDS.	AVG.	OPP. RET.	YDS.	NET YDS.	AVG.	TB	IN20	LG	BK
2018	Jaguars	16	86	3,872	45.0	37	184	3,548	41.3	7	37	72	0
2019	Jaguars	16	75	3,507	46.8	24	127	3,340	44.5	2	25	66	0
2020	Jaguars	14	56	2,669	47.7	26	148	2,421	43.2	5	19	67	0
2021	Jaguars	15	64	3,026	47.3	22	173	2,833	43.6	1	28	68	1
2022	Jaguars	17	58	2,862	49.3	29	203	2,539	43.8	6	24	70	0
2023	Jaguars	17	61	2,893	47.4	22	143	2,670	43.8	4	29	65	0
2024	Jaguars	17	68	3,359	49.4	28	251	3,048	44.8	3	34	73	0
<b>NFL TOTALS</b>		<b>112</b>	<b>468</b>	<b>22,188</b>	<b>47.4</b>	<b>188</b>	<b>1,229</b>	<b>20,399</b>	<b>43.5</b>	<b>28</b>	<b>196</b>	<b>73</b>	<b>1</b>

## LOGAN COOKE'S NFL POSTSEASON PUNTING STATISTICS

DATE	TEAM	GP	NO.	YDS.	AVG.	OPP. RET.	YDS.	NET YDS.	AVG.	TB	IN20	LG	BK
2022	Jaguars	2	7	315	45.0	3	23	292	41.7	0	3	58	0
<b>NFL TOTALS</b>		<b>2</b>	<b>7</b>	<b>315</b>	<b>45.0</b>	<b>3</b>	<b>23</b>	<b>292</b>	<b>41.7</b>	<b>0</b>	<b>3</b>	<b>58</b>	<b>0</b>

### SINGLE-GAME HIGHS: PUNTER

<b>Punts</b>	9 at Houston Texans, Dec 30, 2018 9 vs. Pittsburgh Steelers, Nov 18, 2018	<b>Inside the 20</b>	5 at Los Angeles Rams, Dec 05, 2021 5 at Indianapolis Colts, Nov 14, 2021
<b>Gross Punting Yards</b>	449 at Houston Texans, Dec 30, 2018 415 vs. Pittsburgh Steelers, Nov 18, 2018	<b>Pass Attempts</b>	1 at New Orleans Saints, Oct 19, 2023 1 at Atlanta Falcons, Dec 22, 2019 ...2 more at 1.
<b>Gross Punting Avg</b>	68.7 vs. Baltimore Ravens, Nov 27, 2022 65.0 at Tampa Bay Buccaneers, Dec 24, 2023	<b>Pass Completions</b>	1 at New Orleans Saints, Oct 19, 2023 1 at Atlanta Falcons, Dec 22, 2019 ...2 more at 1.
<b>Net Punting Yards</b>	393 at Houston Texans, Dec 30, 2018 342 vs. Pittsburgh Steelers, Nov 18, 2018	<b>Yards Passing</b>	13 at New Orleans Saints, Oct 19, 2023 9 vs. Los Angeles Chargers, Dec 08, 2019
<b>Net Punting Avg</b>	55.3 vs. Baltimore Ravens, Nov 27, 2022 53.3 vs. Atlanta Falcons, Oct 01, 2023	<b>Special Teams Tackles</b>	1 vs. Houston Texans, Dec 19, 2021 1 vs. Arizona Cardinals, Sep 26, 2021 ...1 more at 1.
<b>Longest Punts</b>	73 vs. Green Bay Packers, Oct 27, 2024 72 vs. Washington Redskins, Dec 16, 2018		

### SINGLE-GAME HIGHS - POSTSEASON: PUNTER

<b>Punts</b>	4 at Kansas City Chiefs, Jan 21, 2023 3 vs. Los Angeles Chargers, Jan 14, 2023	<b>Net Punting Avg</b>	42.0 at Kansas City Chiefs, Jan 21, 2023 41.3 vs. Los Angeles Chargers, Jan 14, 2023
<b>Gross Punting Yards</b>	191 at Kansas City Chiefs, Jan 21, 2023 124 vs. Los Angeles Chargers, Jan 14, 2023	<b>Longest Punts</b>	58 at Kansas City Chiefs, Jan 21, 2023 46 vs. Los Angeles Chargers, Jan 14, 2023
<b>Gross Punting Avg</b>	47.8 at Kansas City Chiefs, Jan 21, 2023 41.3 vs. Los Angeles Chargers, Jan 14, 2023	<b>Inside the 20</b>	2 at Kansas City Chiefs, Jan 21, 2023 1 vs. Los Angeles Chargers, Jan 14, 2023
<b>Net Punting Yards</b>	168 at Kansas City Chiefs, Jan 21, 2023 124 vs. Los Angeles Chargers, Jan 14, 2023		



**2024 GAME-BY-GAME REGULAR-SEASON STATISTICS (JAGUARS)**

DATE	OPPONENT		NO.	YDS.	AVG.	OPP. RET.	YDS.	NET YDS.	AVG	TB	IN20	LG	BK	W/L	SCORE
09/08	at Dolphins	P	6	311	51.8	3	13	298	49.7	0	3	67	0	L	17-20
09/15	Browns	P	3	156	52.0	3	25	131	43.7	0	1	55	0	L	13-18
09/23	at Bills	P	2	109	54.5	2	41	68	34.0	0	0	59	0	L	10-47
09/29	at Texans	P	5	253	50.6	3	19	234	46.8	0	1	58	0	L	20-24
10/06	Colts	P	2	102	51.0	1	11	91	45.5	0	1	58	0	W	37-34
10/13	at Bears	P	4	193	48.3	0	0	193	48.3	0	4	56	0	L	16-35
10/20	Patriots	P	2	70	35.0	1	8	62	31.0	0	2	38	0	W	32-16
10/27	Packers	P	5	298	59.6	1	13	245	49.0	2	2	73	0	L	27-30
11/03	at Eagles	P	5	238	47.6	0	0	238	47.6	0	3	56	0	L	23-28
11/10	Vikings	P	5	274	54.8	1	9	245	49.0	1	4	68	0	L	7-12
11/17	at Lions	P	5	267	53.4	3	30	237	47.4	0	3	61	0	L	6-52
12/01	Texans	P	4	191	47.8	3	27	164	41.0	0	2	64	0	L	20-23
12/08	at Titans	P	4	198	49.5	1	6	192	48.0	0	1	53	0	W	10-6
12/15	Jets	P	2	94	47.0	0	0	94	47.0	0	2	57	0	L	25-32
12/22	at Raiders	P	7	275	39.3	2	28	247	35.3	0	2	55	0	L	14-19
12/29	Titans	P	3	130	43.3	1	9	121	40.3	0	1	48	0	W	20-13
01/05	at Colts	P	4	200	50.0	3	12	188	47.0	0	2	62	0	L	23-26+
<b>2024 TOTALS</b>			<b>17</b>	<b>68</b>	<b>3,359</b>	<b>49.4</b>	<b>28</b>	<b>251</b>	<b>3,048</b>	<b>44.8</b>	<b>3</b>	<b>34</b>	<b>73</b>	<b>0</b>	<b>4-13</b>

+ - Overtime





# JOHN COPENHAVER | 43

**POSITION:** TIGHT END  
**HT:** 6-3 | **WT:** 240 | **DOB:** 7-4-2001  
**COLLEGE:** NORTH CAROLINA  
**HOMETOWN:** ROSWELL, GA.  
**ACQ:** UDFA-'25  
**EXP:** R

@johncopenhaver

## KEY TRANSACTIONS

- Originally signed by Jacksonville as an undrafted free agent following the 2025 draft

## COLLEGE

- Played in 49 games at North Carolina (2020-24) and totaled 75 receptions for 924 yards and nine touchdowns
- Set career highs in receptions (40) and receiving yards (414) and tied his career high in receiving touchdowns (four) in 2024
- Caught 18 passes for 279 yards and a career-high four touchdowns in 2023... Named to the All-ACC Academic Team
- Appeared in 13 games in 2022 and finished with 198 receiving yards on 12 catches
- In 2021, played in 11 games and had two receptions for nine yards and a touchdown

## PERSONAL

- Posted 79 receptions for 1,152 yards and 11 touchdowns over his final two prep seasons at Roswell High School (Ga.)
- Tabbed Honorable Mention All-State and the Region 4-7A Player of the Year as a senior
- Tallied 35 receptions for 393 yards and three touchdowns in his final season despite only playing in six games... Also rushed for 158 yards and three touchdowns
- Hauled in 44 passes for 759 yards and eight touchdowns as a junior

## JOHN COPENHAVER'S COLLEGE RUSHING/RECEIVING STATISTICS

DATE	TEAM	GP	GS	RUSHING					RECEIVING					
				NO.	YDS.	AVG.	LG	TD	NO.	YDS.	AVG.	LG	TD	
2020	North Carolina	3	0	0	0	0.0	0	0	0	0	0	0.0	0	0
2021	North Carolina	11	0	0	0	0.0	0	0	2	9	4.5	7	1	
2022	North Carolina	13	1	0	4	0.0	4	0	15	222	14.8	47	0	
2023	North Carolina	13	10	0	3	0.0	3	0	18	279	15.5	40	4	
2024	North Carolina	12	11	1	6	6.0	6	0	40	414	10.4	35	4	
<b>TOTALS</b>		<b>52</b>	<b>22</b>	<b>1</b>	<b>13</b>	<b>13.0</b>	<b>6</b>	<b>0</b>	<b>75</b>	<b>924</b>	<b>12.3</b>	<b>47</b>	<b>9</b>	

## COLLEGE 2024 GAME-BY-GAME STATISTICS (NORTH CAROLINA)

DATE	OPPONENT	P/S	RUSHING					RECEIVING					W/L	SCORE	
			NO.	YDS.	AVG.	LG	TD	NO.	YDS.	AVG.	LG	TD			
08/29	at Minnesota	S	0	0	0.0	0	0	0	0	0.0	0	0	0	W	19-17
09/07	Charlotte	S	0	0	0.0	0	0	2	9	4.5	8	0	W	38-20	
09/14	N.C. Central		DID NOT PLAY (NON-INJURY)											W	45-10
09/21	James Madison	P	0	0	0.0	0	0	3	62	20.7	35	1	L	50-70	
09/28	at Duke	S	0	0	0.0	0	0	1	15	15.0	15	0	L	20-21	
10/05	Pittsburgh	S	0	0	0.0	0	0	4	32	8.0	11	1	L	24-34	
10/12	Georgia Tech	S	0	0	0.0	0	0	2	15	7.5	12	0	L	34-41	
10/26	at Virginia	S	0	0	0.0	0	0	4	24	6.0	9	0	W	41-14	
11/02	at Florida St.	S	0	0	0.0	0	0	4	30	7.5	16	0	W	35-11	
11/16	Wake Forest	S	1	6	6.0	6	0	3	33	11.0	18	0	W	31-24	
11/23	at Boston College	S	0	0	0.0	0	0	4	64	16.0	25	0	L	21-41	
11/30	NC State	S	0	0	0.0	0	0	3	26	8.7	19	0	L	30-35	
12/28	UConn	S	0	0	0.0	0	0	4	44	11.0	23	1	L	14-27	
<b>2024 TOTALS</b>		<b>12-11</b>	<b>1</b>	<b>6</b>	<b>6.0</b>	<b>6</b>	<b>0</b>	<b>34</b>	<b>354</b>	<b>10.4</b>	<b>35</b>	<b>3</b>	<b>6-7</b>		





# DENNIS DALEY | 78

**POSITION:** OFFENSIVE LINEMAN  
**HT:** 6-6 | **WT:** 326 | **DOB:** 8-7-1996  
**COLLEGE:** SOUTH CAROLINA  
**HOMETOWN:** COLUMBIA, S.C.  
**ACQ:** FA-24  
**EXP:** 6th YEAR

@dennisdaley74

## KEY TRANSACTIONS

- Drafted by Carolina in the sixth round (212th overall) of the 2019 NFL Draft
- Signed a contract with Carolina on 5/9/19
- Traded to Tennessee by Carolina on 8/29/22
- Signed a contract with Arizona on 3/21/23
- Released by Arizona on 8/19/24
- Signed to the Jaguars' practice squad on 11/5/24

## PRO

### 2024 (Jaguars)

- Spent time on the practice squad

### 2023 (Cardinals)

- Played in four games including one start at left guard
- **11/5 at CLE:** Made his first start of the season at left guard
- **10/15 at LAR:** Saw game action at left guard in his Cardinals debut

### 2022 (Titans)

- Appeared in a career-high 17 games and made a career-best 15 starts at left tackle
- Part of an O-Line that paved the way for RB Derrick Henry to rush for 1,538 yards and 13 touchdowns, the second-highest totals in the NFL
- Helped the Titans rush for 125.4 yards per game with 16 total rushing touchdowns
- **1/7 at JAX:** Helped Henry rush for 109 yards in the regular-season finale, his ninth 100-yard rushing performance of the year, which marked the second-best single-season total of Henry's career
- **10/30 at HOU:** Started at left tackle and helped open holes for Titans' ball carriers to gain 314 rushing yards, the second-highest total in franchise history, and included a 219-yard, two-touchdown performance by Henry

### 2021 (Panthers)

- Saw action in 15 games with nine starts (one at right guard, five at left guard, three at left tackle)
- **10/3 at DAL:** Made the second of four consecutive starts at left guard as Carolina posted a season-high in total TDs (four) and tied its season-high in points (28)
- **9/23 at HOU:** Made his first career start at left guard in a victory as the Panthers totaled a season-high 407 yards of total offense, including 117 rushing yards

### 2020 (Panthers)

- Played in five games (three starts) with two starts at right guard and one at left tackle
- **11/8 at K.C.:** Started at left tackle and helped the Panthers score a season-high 31 points while tying a season-high with four total TDs...Part of an O-Line that allowed just two sacks despite a season-high 50 pass attempts

### 2019 (Panthers)

- Played in 14 games (nine starts at left tackle) in his rookie campaign
- Part of an offensive line that helped RB Christian McCaffrey become the third player in NFL history with over 1,000 yards rushing and 1,000 yards receiving in a single season
- Also helped McCaffrey establish an NFL record for receptions by a running back (116)
- **10/6 vs. JAX.:** Made his first career start at left tackle and helped clear running lanes for an offense that averaged a franchise-record 10.6 yards per rush attempt and a season-high 445 total yards in the contest, including a season-high 285 yards and three TDs on 27 rushing attempts

## COLLEGE

- Played two seasons (2017-18) at South Carolina after transferring from Georgia Military College
- Started 23 of his last 24 games played for the Gamecocks
- As a senior in 2018, started the first seven games and was back in the lineup for the last five games
- One of four seniors selected by their peers for the "Unselfish Teammate Award" on the offense



- As a junior in 2017, played in 12 games with 11 starts as a junior college transfer in his first season with the Gamecocks

### PERSONAL

- Attended Ridge View High School in Columbia, S.C., where he played left tackle and defensive end for the Blazers
- Named the 4A Upper State Lineman of the Year by the South Carolina Football Coaches Association as a senior in 2014
- Did not begin playing football until his sophomore year of high school and by his junior year had earned a full-time starting role
- Earned a degree in interdisciplinary studies

### DENNIS DALEY'S NFL REGULAR SEASON STATISTICS

DATE	TEAM	GP	GS
2019	Panthers	14	9
2020	Panthers	5	3
2021	Panthers	15	9
2022	Titans	17	15
2023	Cardinals	4	1
2024	Jaguars	0	0
<b>NFL TOTALS</b>		<b>55</b>	<b>37</b>

### 2024 GAME-BY-GAME REGULAR-SEASON STATISTICS (JAGUARS)

DATE	OPPONENT	P/S		W/L	SCORE
09/08	at Dolphins		NOT ON ROSTER	L	17-20
09/15	Browns		NOT ON ROSTER	L	13-18
09/23	at Bills		NOT ON ROSTER	L	10-47
09/29	at Texans		NOT ON ROSTER	L	20-24
10/06	Colts		NOT ON ROSTER	W	37-34
10/13	at Bears		NOT ON ROSTER	L	16-35
10/20	Patriots		NOT ON ROSTER	W	32-16
10/27	Packers		NOT ON ROSTER	L	27-30
11/03	at Eagles		NOT ON ROSTER	L	23-28
11/10	Vikings		PRACTICE SQUAD	L	7-12
11/17	at Lions		PRACTICE SQUAD	L	6-52
12/01	Texans		PRACTICE SQUAD	L	20-23
12/08	at Titans		PRACTICE SQUAD	W	10-6
12/15	Jets		PRACTICE SQUAD	L	25-32
12/22	at Raiders		PRACTICE SQUAD	L	14-19
12/29	Titans		PRACTICE SQUAD	W	20-13
01/05	at Colts		PRACTICE SQUAD	L	23-26+
<b>2024 TOTALS</b>		<b>0-0</b>		<b>4-13</b>	

+ - Overtime





# ETHAN DOWNS | 96

**POSITION:** DEFENSIVE LINEMAN  
**HT:** 6-4 | **WT:** 263 | **DOB:** 10-13-2002  
**COLLEGE:** OKLAHOMA  
**HOMETOWN:** WEATHERFORD, OKLA.  
**ACQ:** UDFA-'25  
**EXP:** R

@ethandowns40  
 @i\_am\_ethandowns

## KEY TRANSACTIONS

- Originally signed by Jacksonville as an undrafted free agent following the 2025 draft

## COLLEGE

- Played in 51 games (37 starts) at Oklahoma (2021-24)
- Career totals include 110 tackles, 32 tackles for loss, 12.5 sacks, five pass breakups, two forced fumbles, two fumble recoveries and an interception
- Registered 29 tackles, 9.0 tackles for loss, 3.0 sacks, two passes defensed, one forced fumble and one fumble recovery in 2024... Recipient of OU's Bob Kalsu Award, presented for personifying the spirit of leadership and serving as a motivator and role model for teammates
- Totaled 28 tackles, 6.5 tackles for loss, a team-high 4.5 sacks and one interception in 2023 and was named Second-Team All-Big 12
- Named 2022 Second-Team All-Big 12 after leading the team and ranking fourth in the Big 12 with 13.5 tackles for loss... Tied for the team lead with 4.5 sacks and added 38 tackles, three passes defensed and a fumble recovery

## PERSONAL

- Attended Weatherford High School (Okla.)
- Finished his career with 238 tackles, 18.0 sacks and two interceptions... On offense, rushed for more than 1,250 career yards and 16 touchdowns while registering more than 1,000 receiving yards and 15 receiving touchdowns
- Named District 4A-1 MVP as a senior in 2020 after recording 50 tackles, 4.0 sacks, an interception and a fumble recovery
- Initiated and organized a campus food/supply drive beginning in the 2022-23 academic year that, in its first two years generated more than 4,200 pounds in food, book and sanitary product donations and more than \$10,000 in monetary gifts for the OU Food Pantry

## ETHAN DOWNS' COLLEGE DEFENSIVE STATISTICS

DATE	TEAM	GP	GS	TACKLES						INTERCEPTIONS						O. FUMB				ST				MISC			
				TK	S	A	TFL	YDS	SK	YDS	QBH	NO	YDS	LG	TD	PD	FF	FR	TD	YDS	TK	S	A	FF	FR	S	A
2021	Oklahoma	13	0	14	9	5	3.0	9.0	0.5	3.0	2	0	0	0	0	0	1	0	0	0	0	0	0	0	0	0	0
2022	Oklahoma	13	13	38	18	20	13.5	53.0	4.5	24.0	9	0	0	0	0	3	0	1	0	12	0	0	0	0	0	0	
2023	Oklahoma	13	12	29	14	15	6.5	28.0	4.5	23.0	6	1	13	13	0	0	0	0	0	0	0	0	0	0	0	0	
2024	Oklahoma	12	11	29	21	8	9.0	37.0	3.0	22.0	2	0	0	0	0	2	1	1	0	1	0	0	0	0	0	0	
<b>TOTALS</b>		<b>51</b>	<b>36</b>	<b>110</b>	<b>62</b>	<b>48</b>	<b>32.0</b>	<b>127.0</b>	<b>12.5</b>	<b>72.0</b>	<b>19</b>	<b>1</b>	<b>13</b>	<b>13</b>	<b>0</b>	<b>5</b>	<b>2</b>	<b>2</b>	<b>0</b>	<b>13</b>	<b>0</b>	<b>0</b>	<b>0</b>	<b>0</b>	<b>0</b>	<b>0</b>	<b>0</b>

## COLLEGE 2024 GAME-BY-GAME STATISTICS (OKLAHOMA)

DATE	OPPONENT	P/S	TACKLES						INTERCEPTIONS						O. FUMB				ST				MISC					
			TK	S	A	SK	YDS	TFL	YDS	QBH	NO	YDS	LG	TD	PD	FF	FR	TD	YDS	TK	S	A	FF	FR	S	A	W/L	SCORE
08/30	Temple	S	2	2	0	1.0	7.0	1.0	7.0	0	0	0	0	0	0	1	0	0	0	0	0	0	0	0	0	0	W	51-3
09/07	Houston	S	2	0	2	0.0	0.0	0.0	0.0	0	0	0	0	0	0	0	0	0	0	0	0	0	0	0	0	W	16-12	
09/14	Tulane		DID NOT PLAY (NON-INJURY)																								W	34-19
09/21	Tennessee	S	2	2	0	0.0	0.0	0.0	0.0	0	0	0	0	0	0	0	1	0	0	1	0	0	0	0	0	0	L	15-25
09/28	at Auburn	S	2	1	1	0.0	0.0	0.0	0.0	0	0	0	0	0	1	0	0	0	0	0	0	0	0	0	0	W	27-21	
10/12	Texas	S	3	3	0	1.0	6.0	1.0	6.0	0	0	0	0	0	0	0	0	0	0	0	0	0	0	0	0	L	3-34	
10/19	South Carolina	S	2	2	0	1.0	9.0	1.0	9.0	0	0	0	0	0	1	0	0	0	0	0	0	0	0	0	0	L	9-35	
10/26	at Ole Miss	S	1	1	0	0.0	0.0	1.0	1.0	0	0	0	0	0	0	0	0	0	0	0	0	0	0	0	0	L	14-26	
11/02	Maine	P	0	0	0	0.0	0.0	0.0	0.0	0	0	0	0	0	0	0	0	0	0	0	0	0	0	0	0	W	59-14	
11/09	at Missouri	S	6	3	3	0.0	0.0	1.0	6.0	0	0	0	0	0	0	0	0	0	0	0	0	0	0	0	0	L	23-30	
11/23	Alabama	S	2	2	0	0.0	0.0	2.0	2.0	0	0	0	0	0	0	0	0	0	0	0	0	0	0	0	0	W	24-3	
11/30	at LSU	S	1	0	1	0.0	0.0	0.0	0.0	1	0	0	0	0	0	0	0	0	0	0	0	0	0	0	0	L	17-37	
12/27	at Navy	S	4	4	0	0.0	0.0	1.0	4.0	0	0	0	0	0	0	0	0	0	0	0	0	0	0	0	0	L	20-21	
<b>2024 TOTALS</b>		<b>12-11</b>	<b>27</b>	<b>20</b>	<b>7</b>	<b>3.0</b>	<b>22.0</b>	<b>8.0</b>	<b>35.0</b>	<b>1</b>	<b>0</b>	<b>0</b>	<b>0</b>	<b>0</b>	<b>2</b>	<b>1</b>	<b>1</b>	<b>0</b>	<b>1</b>	<b>0</b>	<b>0</b>	<b>0</b>	<b>0</b>	<b>0</b>	<b>0</b>	<b>0</b>	<b>6-7</b>	





# CHUMA EDOGA | 55

**POSITION:** OFFENSIVE LINEMAN  
**HT:** 6-4 | **WT:** 315 | **DOB:** 5-25-1997  
**COLLEGE:** SOUTHERN CALIFORNIA  
**HOMETOWN:** ATLANTA, GA.  
**ACQ:** UFA (DAL)-25  
**EXP:** 7th YEAR

@edogawd  
 @chuma.edoga

## KEY TRANSACTIONS

- Drafted by the New York Jets in the third round (92nd overall) of the 2019 NFL Draft
- Claimed off waivers by Atlanta on 8/31/22
- Signed a contract with Dallas on 3/21/23
- Signed a contract with Dallas on 4/11/24
- Signed with Jacksonville on 3/13/25

## PRO

### 2024 (Cowboys)

- Played in five games (four starts at left tackle) after beginning the season on injured reserve

### 2023 (Cowboys)

- Played in all 17 games and made six starts (four at left tackle and two at left guard)... Made his postseason debut on special teams in the Wild Card Playoff Game

### 2022 (Falcons)

- Appeared in two games with one start at guard

### 2021 (Jets)

- Played in four games with no starts

### 2020 (Jets)

- Started four-of-11 games played, rotating at right tackle (two games) and left tackle (two games)

### 2019 (Jets)

- Started all eight games he played as a rookie, entering the lineup in Week 5 and starting at right tackle (five games) and left tackle (three games), before missing the final five games due to a knee injury

## COLLEGE

- Played four seasons (2015-18) at Southern California, appearing in 34 games with 16 starts
- Started 10 games as a senior at right tackle, earning Second-Team All-PAC 12 honors by the coaches in 2018
- Started 12 games at right tackle as a junior in 2017
- Played nine games as a backup tackle in 2016
- Appeared in 13 games, starting two at right tackle, as a freshman in 2015

## PERSONAL

- Attended McEachern High School in Powder Springs, Ga., and was named 2014 Parade All-American First-Team, Max Preps All-American First-Team, All-State Class AAAAAA First-Team and USA Today All-Georgia as a senior
- Earned First-Team All-State honors as a junior in 2013
- Majored in political economy/political science at USC
- Has a daughter, Julianna



**CHUMA EDOGA'S NFL REGULAR SEASON STATISTICS**

DATE	TEAM	GP	GS
2019	Jets	8	8
2020	Jets	11	4
2021	Jets	4	0
2022	Jets	0	0
Went from N.Y. Jets to Atlanta.			
2022	Falcons	2	1
2022	TOTAL	2	1
2023	Cowboys	17	6
2024	Cowboys	5	4
<b>NFL TOTALS</b>		<b>47</b>	<b>23</b>

**CHUMA EDOGA'S NFL POSTSEASON STATISTICS**

DATE	TEAM	GP	GS
2023	Cowboys	1	0
<b>NFL TOTALS</b>		<b>1</b>	<b>0</b>

**2024 GAME-BY-GAME REGULAR-SEASON STATISTICS (COWBOYS)**

DATE	OPPONENT	P/S		W/L	SCORE
09/08	at Browns		INJURED RESERVE	W	33-17
09/15	Saints		INJURED RESERVE	L	19-44
09/22	Ravens		INJURED RESERVE	L	25-28
09/26	at Giants		INJURED RESERVE	W	20-15
10/06	at Steelers		INJURED RESERVE	W	20-17
10/13	Lions		INJURED RESERVE	L	9-47
10/27	at 49ers		INJURED RESERVE	L	24-30
11/03	at Falcons		INJURED RESERVE	L	21-27
11/10	Eagles		INJURED RESERVE	L	6-34
11/18	Texans		INJURED RESERVE - DESIGNATED FOR RETURN	L	10-34
11/24	at Commanders		DID NOT PLAY (NON-INJURY)	W	34-26
11/28	Giants	P		W	27-20
12/09	Bengals	S		L	20-27
12/15	at Panthers	S		W	30-14
12/22	Buccaneers	S		W	26-24
12/29	at Eagles	S		L	7-41
01/05	Commanders		GAME INACTIVE	L	19-23
<b>2024 TOTALS</b>		<b>5-4</b>		<b>7-10</b>	





# TRAVIS ETIENNE JR. | 1

POSITION: RUNNING BACK

HT: 5-10 | WT: 215 | DOB: 1-26-1999

COLLEGE: CLEMSON

HOMETOWN: JENNINGS, LA.

ACQ: D1-'21

EXP: 5th YEAR

 @swaggy\_t1

 @t.etiennejr

## KEY TRANSACTIONS

- Originally drafted by Jacksonville in the first round (25th overall) of the 2021 draft

## PRO

### Career Highlights

- Ranks fourth in franchise history in rushing yards (2,691) and tied-fifth in rushing touchdowns (18)
- Ranks fourth in franchise history in receiving yards among running backs (1,046)

### 2024 (Jaguars)

- Started all 15 games in which he appeared... Totaled 558 yards and two touchdowns on 150 rushing attempts... Posted 254 yards on 39 receptions
- 12/15 vs. NYJ:** Rushed for 65 yards on 14 carries and recorded 20 yards on four receptions... Notched his third consecutive game with 70-plus scrimmage yards (85)
- 12/8 at TEN:** Rushed for 20 yards on four carries and posted a season-high 50 receiving yards on four receptions... Notched his 10th game in a row against a divisional opponent with 55-plus scrimmage yards (70)
- 12/1 vs. HOU:** Rushed for 46 yards on 13 carries and posted 13 yards on three receptions... Recorded two rushing first downs to bring his career total to 125 and pass RB Leonard Fournette to rank sixth in franchise history
- 9/15 vs. CLE:** Started at running back and rushed for 52 yards and one touchdown on 13 carries
- 9/8 at MIA:** Started at running back and rushed for 44 yards and a touchdown on 12 carries... Caught two receptions for 15 yards

### 2023 (Jaguars)

- Started all 17 games and recorded 267 rushes for 1,008 yards and 11 touchdowns... Also caught 58 passes for 476 yards and one touchdown... Totaled 1,484 scrimmage yards, joining RB Maurice Jones-Drew as the only Jaguars to reach 1,000 scrimmage yards in their first two active NFL seasons
- 1/7 at TEN:** Started at running back and rushed 16 times for 57 yards... Surpassed 1,000 rushing yards in the season for the second consecutive year, the first Jaguar since 2010 to record consecutive 1,000-yard rushing seasons
- 12/31 vs. CAR:** Started at running back and rushed 16 times for 102 yards and two touchdowns... Eclipsed 2,000 rushing yards in his career... Became the first Jaguar since 2009 to record at least 10 rushing touchdowns in a single season... His 62-yard touchdown run tied his career-long
- 11/26 at HOU:** Started at running back and rushed 20 times for 56 yards... Recorded four receptions for 30 yards... Surpassed 400-career rushes and 600-career receiving yards
- 10/8 at BUF:** Started at running back and recorded 136 yards on 26 rushes, four receptions for 48 receiving yards and two touchdowns... Posted the most single-game scrimmage yards in his career with 184 yards... Recorded the most scrimmage yards in a single game at Tottenham Hotspur Stadium in NFL history

### 2022 (Jaguars)

- Saw action in all 17 regular-season games with 12 starts and started both postseason games... In the regular season, tallied 220 rushing attempts for 1,125 yards and five touchdowns... His 1,125 rushing yards ranked ninth in the NFL and were the second-most rushing yards for a player who had under 250 attempts, trailing 49ers RB Christian McCaffrey (1,139 yards) by only 14 yards... Also recorded 35 receptions for 316 yards... In the postseason, he recorded 30 rushing attempts for 171 yards and one touchdown, and four receptions for 30 yards
- 1/14 vs. LAC:** Started at running back and rushed for 109 yards on 20 attempts, marking the second-most rushing yards by a player in franchise history in their first career postseason game, trailing only RB Fred Taylor (162 yards)
- 12/22 at NYJ:** Started at running back and rushed for 83 yards on 22 attempts... Became the fourth player in franchise history to rush for 1,000 yards in his first 15 games
- 11/6 vs. L.V.:** Started at running back and rushed for 109 yards and two touchdowns on 28 attempts... Caught two passes for 17 yards... Joined RB Fred Taylor (twice) as the only players in team history to record three consecutive games with at least 100 rushing yards and one touchdown
- 10/23 vs. NYG:** Started at running back and rushed for 114 yards on 14 carries and one touchdown and caught one pass for five yards... Also recorded a two-point conversion, which marked the first time the Jaguars scored eight points on their opening drive in franchise history (courtesy of Elias Sports)

### 2021 (Jaguars)



- Missed the 2021 season with a foot injury suffered on 8/14 against New Orleans in the preseason

## COLLEGE

- Rushed 686 times for 4,952 yards with 70 rushing touchdowns and caught 102 passes for 1,155 yards and eight receiving TDs
- NCAA FBS record holder for most career games scoring a touchdown (46 of 55 career games) and ACC career record-holder for rushing yards (4,952), total touchdowns (78), rushing touchdowns (70) and points (468)
- Named ACC Offensive Player of the Year in 2018 and 2019
- Finished his career ranked No. 1 in ACC history in both rushing yards (4,952) and rushing touchdowns (70)
- Part of a senior class that helped Clemson to four ACC titles, four College Football Playoff berths, two national championship appearances and a national title, all while becoming the first FBS senior class since 2010 to go undefeated at home

## PERSONAL

- Younger brother (Trevor) played running back at the University of Florida (2022-23) and the University of Georgia (2024) before being drafted by the Carolina Panthers in the fourth round (114th overall) of the 2025 NFL Draft
- Earned a degree in sports communication in December 2020
- Two-time ACC Honor Roll selection (2019 and 2020)

### TRAVIS ETIENNE JR.'S NFL REGULAR SEASON RUSHING/RECEIVING STATISTICS

DATE	TEAM	RUSHING							RECEIVING				
		GP	GS	NO.	YDS.	AVG.	LG	TD	NO.	YDS.	AVG.	LG	TD
2021	Jaguars	0	0	0	0	0.0	0	0	0	0	0.0	0	0
2022	Jaguars	17	12	220	1,125	5.1	62t	5	35	316	9.0	30	0
2023	Jaguars	17	17	267	1,008	3.8	62t	11	58	476	8.2	56t	1
2024	Jaguars	15	15	150	558	3.7	22	2	39	254	6.5	26	0
<b>NFL TOTALS</b>		<b>49</b>	<b>44</b>	<b>637</b>	<b>2,691</b>	<b>4.2</b>	<b>62T</b>	<b>18</b>	<b>132</b>	<b>1,046</b>	<b>7.9</b>	<b>56T</b>	<b>1</b>

### TRAVIS ETIENNE JR.'S NFL POSTSEASON RUSHING/RECEIVING STATISTICS

DATE	TEAM	RUSHING							RECEIVING				
		GP	GS	NO.	YDS.	AVG.	LG	TD	NO.	YDS.	AVG.	LG	TD
2022	Jaguars	2	2	30	171	5.7	25	1	4	30	7.5	12	0
<b>NFL TOTALS</b>		<b>2</b>	<b>2</b>	<b>30</b>	<b>171</b>	<b>5.7</b>	<b>25</b>	<b>1</b>	<b>4</b>	<b>30</b>	<b>7.5</b>	<b>12</b>	<b>0</b>

### SINGLE-GAME HIGHS: RUSHING/RECEIVING

<b>Rush Attempts</b>	28 vs. Las Vegas Raiders, Nov 06, 2022 26 at Buffalo Bills, Oct 08, 2023	<b>Receiving Average</b>	23.3 at Pittsburgh Steelers, Oct 29, 2023 14.3 vs. Houston Texans, Oct 09, 2022
<b>Rushing Yards</b>	156 vs. Denver Broncos, Oct 30, 2022 136 at Buffalo Bills, Oct 08, 2023	<b>Longest Receptions</b>	56t at Pittsburgh Steelers, Oct 29, 2023 30 at Houston Texans, Jan 01, 2023
<b>Rushing Average</b>	12.0 at Houston Texans, Jan 01, 2023 8.6 at Indianapolis Colts, Oct 16, 2022	<b>Receiving TDs</b>	1 at Pittsburgh Steelers, Oct 29, 2023
<b>Longest Runs</b>	62t vs. Carolina Panthers, Dec 31, 2023 62t at Houston Texans, Jan 01, 2023	<b>All-Purpose Yards</b>	184 at Buffalo Bills, Oct 08, 2023 162 vs. Denver Broncos, Oct 30, 2022
<b>Rushing TDs</b>	2 vs. Carolina Panthers, Dec 31, 2023 2 at New Orleans Saints, Oct 19, 2023 ...3 more at 2.	<b>Most TDs</b>	2 vs. Carolina Panthers, Dec 31, 2023 2 at New Orleans Saints, Oct 19, 2023 ...3 more at 2.
<b>Receptions</b>	6 vs. Indianapolis Colts, Oct 06, 2024 5 at Tennessee Titans, Jan 07, 2024 ...1 more at 5.	<b>Scrimmage Yards</b>	184 at Buffalo Bills, Oct 08, 2023 162 vs. Denver Broncos, Oct 30, 2022
<b>Receiving Yards</b>	70 at Pittsburgh Steelers, Oct 29, 2023 50 at Tennessee Titans, Dec 08, 2024 ...1 more at 50.		



**SINGLE-GAME HIGHS - POSTSEASON: RUSHING/RECEIVING**

**Rush Attempts** 20 vs. Los Angeles Chargers, Jan 14, 2023  
10 at Kansas City Chiefs, Jan 21, 2023

**Rushing Yards** 109 vs. Los Angeles Chargers, Jan 14, 2023  
62 at Kansas City Chiefs, Jan 21, 2023

**Rushing Average** 6.2 at Kansas City Chiefs, Jan 21, 2023  
5.5 vs. Los Angeles Chargers, Jan 14, 2023

**Longest Runs** 25 vs. Los Angeles Chargers, Jan 14, 2023  
19 at Kansas City Chiefs, Jan 21, 2023

**Rushing TDs** 1 at Kansas City Chiefs, Jan 21, 2023

**Receptions** 3 at Kansas City Chiefs, Jan 21, 2023  
1 vs. Los Angeles Chargers, Jan 14, 2023

**Receiving Yards** 18 at Kansas City Chiefs, Jan 21, 2023  
12 vs. Los Angeles Chargers, Jan 14, 2023

**Receiving Average** 6.0 at Kansas City Chiefs, Jan 21, 2023

**Longest Receptions** 12 vs. Los Angeles Chargers, Jan 14, 2023  
9 at Kansas City Chiefs, Jan 21, 2023

**All-Purpose Yards** 121 vs. Los Angeles Chargers, Jan 14, 2023  
80 at Kansas City Chiefs, Jan 21, 2023

**Most TDs** 1 at Kansas City Chiefs, Jan 21, 2023

**100-YARD RUSHING GAMES (7): REGULAR SEASON**

DATE	TEAM	ATT.	YDS.	AVG.	LG	TD
10/23/22	GIANTS	14	114	8.1	49	1
10/30/22	BRONCOS	24	156	6.5	49	1
11/06/22	RAIDERS	28	109	3.9	18	2
12/18/22	COWBOYS	19	103	5.4	16	0
01/01/23	at Texans	9	108	12.0	62t	1
10/08/23	at Bills	26	136	5.2	35t	2
12/31/23	PANTHERS	16	102	6.4	62t	2

**100-YARD RUSHING GAMES (1): POSTSEASON**

DATE	TEAM	ATT.	YDS.	AVG.	LG	TD
01/14/23	CHARGERS	20	109	5.5	25	0

**2024 GAME-BY-GAME REGULAR-SEASON STATISTICS (JAGUARS)**

DATE	OPPONENT	P/S	RUSHING					RECEIVING					W/L	SCORE
			NO.	YDS.	AVG.	LG	TD	NO.	YDS.	AVG.	LG	TD		
09/08	at Dolphins	S	12	44	3.7	11	1	2	15	7.5	12	0	L	17-20
09/15	Browns	S	13	52	4.0	20	1	3	6	2.0	8	0	L	13-18
09/23	at Bills	S	11	68	6.2	22	0	4	17	4.3	8	0	L	10-47
09/29	at Texans	S	11	50	4.5	13	0	1	10	10.0	10	0	L	20-24
10/06	Colts	S	6	17	2.8	4	0	6	43	7.2	14	0	W	37-34
10/13	at Bears	S	3	-1	-0.3	1	0	0	0	0.0	0	0	L	16-35
10/20	Patriots							ON INACTIVE LIST					W	32-16
10/27	Packers							ON INACTIVE LIST					L	27-30
11/03	at Eagles	S	3	24	8.0	16	0	2	6	3.0	3	0	L	23-28
11/10	Vikings	S	11	44	4.0	18	0	1	-1	-1.0	-1	0	L	7-12
11/17	at Lions	S	12	27	2.3	9	0	3	6	2.0	8	0	L	6-52
12/01	Texans	S	13	46	3.5	9	0	3	12	4.0	5	0	L	20-23
12/08	at Titans	S	4	20	5.0	11	0	4	50	12.5	21	0	W	10-6
12/15	Jets	S	14	65	4.6	10	0	4	20	5.0	8	0	L	25-32
12/22	at Raiders	S	9	22	2.4	12	0	2	15	7.5	11	0	L	14-19
12/29	Titans	S	15	49	3.3	15	0	1	26	26.0	26	0	W	20-13
01/05	at Colts	S	13	31	2.4	11	0	3	29	9.7	14	0	L	23-26+
<b>2024 TOTALS</b>		<b>15-15</b>	<b>150</b>	<b>558</b>	<b>3.7</b>	<b>22</b>	<b>2</b>	<b>39</b>	<b>254</b>	<b>6.5</b>	<b>26</b>	<b>0</b>	<b>4-13</b>	

+- Overtime





# LUKE FORTNER | 79

**POSITION:** OFFENSIVE LINEMAN  
**HT:** 6-4 | **WT:** 307 | **DOB:** 5-15-1998  
**COLLEGE:** KENTUCKY  
**HOMETOWN:** SYLVANIA, OHIO  
**ACQ:** D3-22  
**EXP:** 4th YEAR

@lukefortner79  
 @lfort79

## KEY TRANSACTIONS

- Originally drafted by Jacksonville in the third round (65th overall) in the 2022 draft

## PRO

### 2024 (Jaguars)

- Appeared in all 17 games in 2024
- 12/29 vs. TEN:** Saw action at center and on special teams
- 11/3 at PHI:** Saw action at center and on special teams
- 10/20 vs. N.E.:** Saw action at center and on special teams

### 2023 (Jaguars)

- Started all 17 games... Only missed two offensive snaps
- 11/26 at HOU:** Started at center and played all 76 offensive snaps and five snaps on special teams
- 10/8 at BUF:** Started at center and played all 88 offensive snaps and three snaps on special teams
- 9/24 vs. HOU:** Started at center and played all 73 offensive snaps and one play on special teams

### 2022 (Jaguars)

- Started all 17 regular season games and both postseason games... He did not miss an offensive snap in all 19 games he appeared in
- 1/21 at K.C.:** Started at center and played all 61 offensive snaps and four special teams snaps
- 1/14 vs. LAC:** Started at center during his first playoff appearance and played all 74 offensive snaps and three special teams snaps
- 9/25 at LAC:** Started at center and played all 76 offensive snaps and six special teams snaps

## COLLEGE

- Played in 55 career games with 36 consecutive starts
- Elected as a team captain in his sixth season and finished as a Campbell Trophy finalist
- In 2020, started in all 10 games he appeared in
- During his junior season in 2019, started 13 games at right guard
- In 2018 appeared in 11 of 13 games... Blocked for All-SEC and All-American running back, Benny Snell Jr., UK's all-time leading rusher and the first player in school history to rush for 1,000 yards in three straight seasons
- As a redshirt freshman in 2017, saw action in eight games

## PERSONAL

- Graduated from Kentucky in December of 2019 with a degree in mechanical engineering ... Completed his master's degree requirements in aerospace engineering and officially graduated in May of 2022
- Uncle, Don Svec, played football at Youngstown St.
- Along with other UK engineering students and a team of Toyota Manufacturing engineers, Fortner worked for months to help design, test and manufacture a specially-built push cart vehicle through a project called "Lift Them Up"... The push cart vehicle provided a Kentucky Children's Hospital patient the chance to both accompany the Wildcats on the Cat Walk and attend a game at Kroger Field
- His favorite athlete growing up was Cleveland Browns offensive lineman Joe Thomas

### LUKE FORTNER'S NFL REGULAR SEASON STATISTICS

DATE	TEAM	GP	GS
2022	Jaguars	17	17
2023	Jaguars	17	17
2024	Jaguars	17	0
<b>NFL TOTALS</b>		<b>51</b>	<b>34</b>

### LUKE FORTNER'S NFL POSTSEASON STATISTICS

DATE	TEAM	GP	GS
2022	Jaguars	2	2
<b>NFL TOTALS</b>		<b>2</b>	<b>2</b>



**2024 GAME-BY-GAME REGULAR-SEASON STATISTICS (JAGUARS)**

DATE	OPPONENT	P/S	W/L	SCORE
09/08	at Dolphins	P	L	17-20
09/15	Browns	P	L	13-18
09/23	at Bills	P	L	10-47
09/29	at Texans	P	L	20-24
10/06	Colts	P	W	37-34
10/13	at Bears	P	L	16-35
10/20	Patriots	P	W	32-16
10/27	Packers	P	L	27-30
11/03	at Eagles	P	L	23-28
11/10	Vikings	P	L	7-12
11/17	at Lions	P	L	6-52
12/01	Texans	P	L	20-23
12/08	at Titans	P	W	10-6
12/15	Jets	P	L	25-32
12/22	at Raiders	P	L	14-19
12/29	Titans	P	W	20-13
01/05	at Colts	P	L	23-26+
<b>2024 TOTALS</b>		<b>17-0</b>	<b>4-13</b>	

+ - Overtime





# JAVON FOSTER | 62

**POSITION:** OFFENSIVE LINEMAN  
**HT:** 6-5 | **WT:** 313 | **DOB:** 3-31-2000  
**COLLEGE:** MISSOURI  
**HOMETOWN:** DETROIT, MICH.  
**ACQ:** D4-'24  
**EXP:** 2nd YEAR

@\_ybvon  
 @\_ybvon

## KEY TRANSACTIONS

- Originally drafted by Jacksonville in the fourth round (114th overall) in the 2024 draft

## PRO

### 2024 (Jaguars)

- Saw action in four games in his rookie season
- 1/5 at IND:** Saw action on special teams
- 12/29 vs. TEN:** Saw action on special teams
- 12/8 at TEN:** Saw action on special teams
- 11/10 vs. MIN:** Saw action on special teams

## COLLEGE

- During the 2023 season, he was named Third-Team All-America (AP) and 2023 First-Team All-SEC (AP and Coaches), and was a Joe Moore Award Semifinalist
- Appeared in 49 games with 38-straight starts

## PERSONAL

- Attended West Bloomfield High School

## JAVON FOSTER'S NFL REGULAR SEASON STATISTICS

DATE	TEAM	GP	GS
2024	Jaguars	4	0
<b>NFL TOTALS</b>		<b>4</b>	<b>0</b>

## 2024 GAME-BY-GAME REGULAR-SEASON STATISTICS (JAGUARS)

DATE	OPPONENT	P/S		W/L	SCORE
09/08	at Dolphins		ON INACTIVE LIST	L	17-20
09/15	Browns		ON INACTIVE LIST	L	13-18
09/23	at Bills		ON INACTIVE LIST	L	10-47
09/29	at Texans		ON INACTIVE LIST	L	20-24
10/06	Colts		ON INACTIVE LIST	W	37-34
10/13	at Bears		ON INACTIVE LIST	L	16-35
10/20	Patriots		ON INACTIVE LIST	W	32-16
10/27	Packers		ON INACTIVE LIST	L	27-30
11/03	at Eagles		ON INACTIVE LIST	L	23-28
11/10	Vikings	P		L	7-12
11/17	at Lions		ON INACTIVE LIST	L	6-52
12/01	Texans		ON INACTIVE LIST	L	20-23
12/08	at Titans	P		W	10-6
12/15	Jets		ON INACTIVE LIST	L	25-32
12/22	at Raiders		ON INACTIVE LIST	L	14-19
12/29	Titans	P		W	20-13
01/05	at Colts	P		L	23-26+
<b>2024 TOTALS</b>		<b>4-0</b>		<b>4-13</b>	

+ - Overtime





# DENNIS GARDECK | 57

**POSITION:** LINEBACKER  
**HT:** 6-0 | **WT:** 232 | **DOB:** 8-9-1994  
**COLLEGE:** SIOUX FALLS  
**HOMETOWN:** LAKE IN THE HILLS, ILL.  
**ACQ:** FA-'25  
**EXP:** 8th YEAR

@DGardeck  
 @dgardeck

## KEY TRANSACTIONS

- Originally signed by Arizona as an undrafted rookie free agent on 4/30/18
- Re-signed by the Cardinals on 4/15/21
- Re-signed by Arizona on 3/14/22
- Signed by Jacksonville as a free agent on 6/4/25

## PRO

### 2024 (Cardinals)

- Appeared in seven games (three starts) where he had 20 tackles, six tackles for loss, four quarterback hits, 3.0 sacks, two passes defended, an interception and a forced fumble before suffering a season-ending knee injury
- **9/22 vs. DET:** Posted four tackles (one for loss) and an interception of Lions QB Jared Goff, which he returned 10 yards... Was the only player in the NFL with five tackles for loss and an INT through the first three games of the season
- **9/15 vs. LAR:** Set career highs with six solo tackles, four tackles for loss and 3.0 sacks and added a forced fumble... His three sacks of Rams QB Matthew Stafford resulted in a loss of 19 yards and a fumble recovered by the defense... Joined DL Chandler Jones (2021) as the only players in franchise history to have four-plus TFLs, 3.0-plus sacks and a forced fumble in a single game

### 2023 (Cardinals)

- Named a captain for the 2023 season
- Played all 17 games, including a career-high eight starts... Led the team with 6.0 sacks and set career highs with 41 tackles, 12 quarterback hits, seven tackles for loss, four passes defended, one forced fumble and one fumble recovery
- **11/12 at ATL:** Had five tackles, one pass defended and a seven-yard sack... The sack gave him 13.0 career sacks, the most in franchise history by a player who entered the NFL as an undrafted free agent
- **10/1 at SF:** Brought down QB Brock Purdy for a 12-yard sack
- **9/17 vs. NYG:** Registered four tackles, two tackles for loss and a sack, becoming just the second Cardinal since 2006 to have 3.0-plus sacks through the first two games of a season
- **9/10 at WAS:** Had four tackles, 2.0 sacks and a forced fumble in the season opener... it marked the fourth multi-sack game of his career and his first with a sack and a forced fumble

### 2022 (Cardinals)

- Named a Pro Bowl alternate for the second time in his career and a team captain for the third time in his career
- Collected 21 tackles, 1.0 sack, one interception and one forced fumble as well as 10 special teams tackles in 14 games (three starts)
- With 10 special teams tackles, he led or shared the team lead for the third time in five seasons (2019, 2021)
- **10/2 at CAR:** Totaled two tackles, 1.0 sack and the first interception of his career, along with three special teams tackles
- **9/11 vs. KC:** Registered two tackles, a QB hit and a forced fumble to go with two special teams tackles in the season opener

### 2021 (Cardinals)

- Named a team captain
- Appeared in 14 games, making his first three career starts ... Produced 14 tackles (one for loss), four QB hits and one fumble recovery and added a team-best 13 tackles on special teams
- **1/17 at LAR:** Had a special teams tackle in his postseason debut
- **1/2 at DAL:** Totaled one tackle, one QB hit and one fumble recovery on defense in addition to three special teams tackles
- **10/28 vs. Green Bay:** Registered two tackles, including one for loss on third down to force a Packers punt

### 2020 (Cardinals)

- Named a team captain for the first time in his career
- Had 10 QB hits, nine tackles, 7.0 sacks and a fumble recovery in just 93 defensive snaps while adding nine special teams tackles... Established a single-season franchise record for the most sacks by a player who entered the league undrafted
- **12/20 vs. PHI:** Had 2.0 or more sacks for a second consecutive game and added a pair of special teams tackles
- **12/13 at NYG:** Recorded 2.0 sacks and his first career fumble recovery in just eight defensive snaps
- **10/11 at NYJ:** Registered a team-high 2.0 sacks @ NYJ (10/11), marking his first multi-sack performance

### 2019 (Cardinals)



- Named a Pro Bowl alternate as a special teamer
- Posted a team-high 10 tackles and a fumble recovery on special teams in 14 games... Added two tackles on defense
- **12/8 vs. PIT:** Recovered a fourth-quarter fumble that led to a Cardinals TD on the ensuing possession
- **10/20 at NYG:** Registered a career-high three special teams tackles

## 2018 (Cardinals)

- Played in all 16 games as a rookie... Led all NFL rookies with 388 special teams snaps and finished the year with eight special teams tackles
- **12/30 at SEA:** Recovered a blocked punt in the end zone for his first career touchdown
- **10/28 vs. SF:** Had a pair of special teams tackles
- **9/9 vs. WAS:** Made his NFL debut in the season opener

## COLLEGE

- Recorded 345 tackles, 57.5 tackles for loss, 32.0 sacks, nine forced fumbles, two fumble recoveries and one interception in three seasons at West Virginia State (2014-16) and one at Sioux Falls (2017)
- Named Division II All-American as a senior in 2017 after leading the Cougars with 75 tackles, 21 tackles for loss and 14.0 sacks... Also earned First-Team All-NSIC and NSIC Defensive Newcomer of the Year honors
- As a junior at West Virginia State in 2016, named second-team All-Mountain East after collecting 111 tackles, seven tackles for loss, four forced fumbles and 3.0 sacks
- Named First-Team All-Mountain East as a sophomore in 2015 after posting 102 tackles, 22.5 tackles for loss, eight passes defended, three forced fumbles, an interception and a fumble recovery

## PERSONAL

- Two-time Salute to Service award nominee with Arizona (2019, 2023)
- Named All-Conference and All-Area during his senior year at Crystal Lake (Ill.) South High School
- Also earned All-Conference honors as a defenseman in lacrosse
- Worked at McDonald's and Panda Express as a Division II student athlete; used the work to pay for gas money and the free food as he tried to put on weight
- Heavily involved in community service; during his time with the Cardinals, he rarely missed an opportunity to participate in a team community event
- He and his wife, Codi, have a son, Cooper

### DENNIS GARDECK'S NFL REGULAR SEASON DEFENSIVE STATISTICS

DATE	TEAM	GP	TACKLES							INTERCEPTIONS							O. FUMB					ST				MISC		
			GS	TK	S	A	TFL	YDS	SK	YDS	QBH	NO	YDS	LG	TD	PD	FF	FR	TD	YDS	TK	S	A	FF	FR	S	A	
2018	Cardinals	16	0	0	0	0	0	0	0.0	0.0	0	0	0	0	0	0	0	0	0	0	7	7	0	0	0	0	0	
2019	Cardinals	14	0	2	1	1	0	0	0.0	0.0	0	0	0	0	0	0	0	1	0	0	9	6	3	0	0	0	0	
2020	Cardinals	14	0	9	9	0	7	41	7.0	41.0	10	0	0	0	0	0	0	1	0	0	7	5	2	0	0	0	0	
2021	Cardinals	14	3	14	11	3	1	2	0.0	0.0	4	0	0	0	0	0	0	1	0	0	9	3	6	0	0	0	0	
2022	Cardinals	14	3	21	14	7	2	8	1.0	8.0	5	1	24	24	0	1	1	0	0	0	10	8	2	0	0	0	0	
2023	Cardinals	17	8	41	32	9	7	32	6.0	52.0	12	0	0	0	0	4	1	0	0	2	3	3	0	0	1	0	0	
2024	Cardinals	7	3	20	15	5	6	24	3.0	19.0	4	1	10	10	0	2	1	0	0	0	2	2	0	0	0	0	0	
<b>NFL TOTALS</b>		<b>96</b>	<b>17</b>	<b>107</b>	<b>82</b>	<b>25</b>	<b>23</b>	<b>107</b>	<b>17.0</b>	<b>120.0</b>	<b>35</b>	<b>2</b>	<b>34</b>	<b>24</b>	<b>0</b>	<b>7</b>	<b>3</b>	<b>3</b>	<b>0</b>	<b>2</b>	<b>47</b>	<b>34</b>	<b>13</b>	<b>0</b>	<b>1</b>	<b>0</b>	<b>0</b>	

### DENNIS GARDECK'S NFL POSTSEASON DEFENSIVE STATISTICS

DATE	TEAM	GP	TACKLES							INTERCEPTIONS							O. FUMB					ST				MISC		
			GS	TK	S	A	TFL	YDS	SK	YDS	QBH	NO	YDS	LG	TD	PD	FF	FR	TD	YDS	TK	S	A	FF	FR	S	A	
2021	Cardinals	1	0	0	0	0	0	0	0.0	0.0	0	0	0	0	0	0	0	0	0	0	1	1	0	0	0	0	0	0
<b>NFL TOTALS</b>		<b>1</b>	<b>0</b>	<b>0</b>	<b>0</b>	<b>0</b>	<b>0</b>	<b>0</b>	<b>0.0</b>	<b>0.0</b>	<b>0</b>	<b>0</b>	<b>0</b>	<b>0</b>	<b>0</b>	<b>0</b>	<b>0</b>	<b>0</b>	<b>0</b>	<b>0</b>	<b>1</b>	<b>1</b>	<b>0</b>	<b>0</b>	<b>0</b>	<b>0</b>	<b>0</b>	<b>0</b>

### SINGLE-GAME HIGHS: DEFENSIVE

<b>Total Tackles</b>	6 vs. Los Angeles Rams, Sep 15, 2024 5 vs. Atlanta Falcons, Nov 12, 2023	<b>Fumble Recoveries</b>	1 at Dallas Cowboys, Jan 02, 2022 1 at New York Giants, Dec 13, 2020 ...1 more at 1.
<b>Solo Tackles</b>	6 vs. Los Angeles Rams, Sep 15, 2024 4 vs. New York Giants, Sep 17, 2023	<b>Tackles For Loss</b>	4 vs. Los Angeles Rams, Sep 15, 2024 2 vs. New York Giants, Sep 17, 2023 ...3 more at 2.
<b>Sacks</b>	3.0 vs. Los Angeles Rams, Sep 15, 2024 2.0 at Washington Commanders, Sep 10, 2023 ...3 more at 2.0.	<b>Interceptions</b>	1 vs. Detroit Lions, Sep 22, 2024 1 at Carolina Panthers, Oct 02, 2022
<b>Passes Defensed</b>	2 at Pittsburgh Steelers, Dec 03, 2023 1 vs. Detroit Lions, Sep 22, 2024 ...3 more at 1.	<b>Special Teams Tackles</b>	3 at Carolina Panthers, Oct 02, 2022 3 at New York Giants, Oct 20, 2019
<b>Forced Fumbles</b>	1 vs. Los Angeles Rams, Sep 15, 2024 1 at Washington Commanders, Sep 10, 2023 ...1 more at 1.		



SINGLE-GAME HIGHS - POSTSEASON: DEFENSIVE

Special Teams Tackles

1 at Los Angeles Rams, Jan 17, 2022

2024 GAME-BY-GAME REGULAR-SEASON STATISTICS (CARDINALS)

DATE	OPPONENT	P/S	TACKLES							INTERCEPTIONS					O. FUMB				ST				MISC		W/L	SCORE				
			TK	S	A	SK	YDS	TFL	YDS	QBH	NO	YDS	LG	TD	PD	FF	FR	TD	YDS	TK	S	A	FF	FR			S	A		
09/08	at Bills	P	0	0	0	0.0	0.0	0	0	0	0	0	0	0	0	0	0	0	0	0	0	0	0	0	0	L	28-34			
09/15	Rams	P	6	6	0	3.0	19.0	4	22	3	0	0	0	0	0	1	0	0	0	0	0	0	0	0	0	W	41-10			
09/22	Lions	P	4	2	2	0.0	0.0	1	1	0	1	10	10	0	1	0	0	0	0	0	0	0	0	0	0	L	13-20			
09/29	Commanders	P	4	3	1	0.0	0.0	0	0	0	0	0	0	0	0	0	0	0	0	1	1	0	0	0	0	L	14-42			
10/06	at 49ers	S	0	0	0	0.0	0.0	0	0	0	0	0	0	0	1	0	0	0	0	0	0	0	0	0	0	W	24-23			
10/13	at Packers	S	3	2	1	0.0	0.0	1	1	0	0	0	0	0	0	0	0	0	0	1	1	0	0	0	0	L	13-34			
10/21	Chargers	S	3	2	1	0.0	0.0	0	0	1	0	0	0	0	0	0	0	0	0	0	0	0	0	0	0	W	17-15			
10/27	at Dolphins																								W	28-27				
11/03	Bears																								W	29-9				
11/10	Jets																								W	31-6				
11/24	at Seahawks																								L	6-16				
12/01	at Vikings																								L	22-23				
12/08	Seahawks																								L	18-30				
12/15	Patriots																								W	30-17				
12/22	at Panthers																								L	30-36+				
12/28	at Rams																								L	9-13				
01/05	49ers																								W	47-24				
<b>2024 TOTALS</b>			<b>7-3</b>	<b>20</b>	<b>15</b>	<b>5</b>	<b>3.0</b>	<b>19.0</b>	<b>6</b>	<b>24</b>	<b>4</b>	<b>1</b>	<b>10</b>	<b>10</b>	<b>0</b>	<b>2</b>	<b>1</b>	<b>0</b>	<b>0</b>	<b>0</b>	<b>2</b>	<b>2</b>	<b>0</b>	<b>0</b>	<b>0</b>	<b>0</b>	<b>0</b>	<b>0</b>	<b>0</b>	<b>8-9</b>

+ - Overtime





# B.J. GREEN II | 95

**POSITION:** DEFENSIVE LINEMAN  
**HT:** 6-1 | **WT:** 270 | **DOB:** 7-3-2003  
**COLLEGE:** COLORADO  
**HOMETOWN:** ATLANTA, GA.  
**ACQ:** UDFA-'25  
**EXP:** R

@bjgreen11  
 @bjgreen11

## KEY TRANSACTIONS

- Originally signed by Jacksonville as an undrafted free agent following the 2025 draft

## COLLEGE

- Played in 49 games at Arizona State (2021-23) and Colorado (2024)
- Played in all 13 games (11 starts) at Colorado in 2024 and finished the season with 33 tackles (19 solo), 12 tackles for a loss, 7.5 sacks, two forced fumbles, one fumble recovery and one blocked kick... Named All-Big 12 Defensive Newcomer of the Year and All-Big 12 First-Team Defensive Lineman (Coaches and Associated Press)
- Played in all 36 games across three seasons at Arizona State, finishing with 60 tackles, 21 tackles for loss, 13.5 sacks and one forced fumble
- Named All-Pac 12 Second-Team in 2023 with 39 tackles, 11.5 tackles for loss, 6.0 sacks and a forced fumble
- Tallied 13 tackles, 4.5 tackles for loss and 2.5 sacks as a sophomore... Ranked fourth among FBS interior linemen with 11 quarterback hits
- Led the team with 5.0 sacks as a walk-on freshman, becoming only the fourth true freshman in program history to lead the team in sacks

## PERSONAL

- Transferred to Prince Avenue (Bogart, Ga.) prior to his senior season to play for head coach Greg Vandegriff, leading the Wolverines to their first-ever State Championship
- Finished his senior campaign with 73 tackles, 20 tackles for loss, and 12.0 sacks despite missing three games
- Named a 2020 Georgia Public Broadcasting All-State Honorable Mention

## B.J. GREEN II'S COLLEGE DEFENSIVE STATISTICS

DATE	TEAM	GP	TACKLES							INTERCEPTIONS						O. FUMB					ST				MISC			
			GS	TK	S	A	TFL	YDS	SK	YDS	QBH	NO	YDS	LG	TD	PD	FF	FR	TD	YDS	TK	S	A	FF	FR	S	A	
2021	Arizona St.	12	0	8	6	2	5.0	43.0	5.0	43.0	1	0	0	0	0	0	0	0	0	0	0	0	0	0	0	0	0	0
2022	Arizona St.	12	1	13	7	6	4.5	37.0	2.5	26.0	2	0	0	0	0	0	0	0	0	0	0	0	0	0	0	0	0	
2023	Arizona St.	12	12	39	21	18	11.5	55.0	6.0	38.0	11	0	0	0	0	1	0	0	0	0	0	0	0	0	0	0	0	
2024	Colorado	13	11	33	19	14	12.0	68.0	7.5	54.0	12	0	0	0	0	2	1	0	0	0	0	0	0	0	0	0	0	
<b>TOTALS</b>		<b>49</b>	<b>24</b>	<b>93</b>	<b>53</b>	<b>40</b>	<b>33.0</b>	<b>203.0</b>	<b>21.0</b>	<b>161.0</b>	<b>26</b>	<b>0</b>	<b>0</b>	<b>0</b>	<b>0</b>	<b>3</b>	<b>1</b>	<b>0</b>	<b>0</b>	<b>0</b>	<b>0</b>	<b>0</b>	<b>0</b>	<b>0</b>	<b>0</b>	<b>0</b>	<b>0</b>	

## COLLEGE 2024 GAME-BY-GAME STATISTICS (COLORADO)

DATE	OPPONENT	P/S	TACKLES							INTERCEPTIONS						O. FUMB					ST				MISC			
			TK	S	A	SK	YDS	TFL	YDS	QBH	NO	YDS	LG	TD	PD	FF	FR	TD	YDS	TK	S	A	FF	FR	S	A	W/L	SCORE
08/29	North Dakota St.	P	1	1	0	0.0	0.0	1.0	7.0	0	0	0	0	0	0	0	0	0	0	0	0	0	0	0	0	0	W	31-26
09/07	at Nebraska	P	0	0	0	0.0	0.0	0.0	0.0	1	0	0	0	0	0	0	0	0	0	0	0	0	0	0	0	L	10-28	
09/14	at Colorado St.	S	3	0	3	0.0	0.0	0.5	1.0	1	0	0	0	0	0	0	1	0	0	0	0	0	0	0	0	W	28-9	
09/21	Baylor	S	2	2	0	0.0	0.0	2.0	4.0	0	0	0	0	0	0	0	0	0	0	0	0	0	0	0	0	W	38-31+	
09/28	at UCF	S	1	0	1	0.0	0.0	0.5	1.0	0	0	0	0	0	0	0	0	0	0	0	0	0	0	0	0	W	48-21	
10/12	Kansas St.	S	4	3	1	2.0	16.0	2.0	16.0	1	0	0	0	0	0	0	0	0	0	0	0	0	0	0	0	L	28-31	
10/19	at Arizona	S	3	1	2	1.0	6.0	1.0	6.0	0	0	0	0	0	0	1	0	0	0	0	0	0	0	0	0	W	34-7	
10/26	Cincinnati	S	1	1	0	0.0	0.0	0.0	0.0	0	0	0	0	0	0	0	0	0	0	0	0	0	0	0	0	W	34-23	
11/09	at Texas Tech	S	3	2	1	2.0	20.0	2.0	20.0	1	0	0	0	0	0	1	0	0	0	0	0	0	0	0	0	W	41-27	
11/16	Utah	S	5	2	3	0.5	5.0	1.0	6.0	2	0	0	0	0	0	0	0	0	0	0	0	0	0	0	0	W	49-24	
11/23	at Kansas	S	5	4	1	1.0	1.0	1.0	1.0	2	0	0	0	0	0	0	0	0	0	0	0	0	0	0	0	L	21-37	
11/29	Oklahoma St.	S	2	2	0	1.0	6.0	1.0	6.0	3	0	0	0	0	0	0	0	0	0	0	0	0	0	0	0	W	52-0	
12/28	BYU	S	3	1	2	0.0	0.0	0.0	0.0	1	0	0	0	0	0	0	0	0	0	0	0	0	0	0	0	L	14-36	
<b>2024 TOTALS</b>		<b>13-11</b>	<b>33</b>	<b>19</b>	<b>14</b>	<b>7.5</b>	<b>54.0</b>	<b>12.0</b>	<b>68.0</b>	<b>12</b>	<b>0</b>	<b>0</b>	<b>0</b>	<b>0</b>	<b>0</b>	<b>2</b>	<b>1</b>	<b>0</b>	<b>0</b>	<b>0</b>	<b>0</b>	<b>0</b>	<b>0</b>	<b>0</b>	<b>0</b>	<b>0</b>	<b>9-4</b>	

+ - Overtime





## ROBERT HAINSEY | 73

**POSITION:** OFFENSIVE LINEMAN  
**HT:** 6-4 | **WT:** 306 | **DOB:** 8-12-1998  
**COLLEGE:** NOTRE DAME  
**HOMETOWN:** PITTSBURGH, PA.  
**ACQ:** UFA (TB)-25  
**EXP:** 5th YEAR

 @roberthainsey72

### KEY TRANSACTIONS

- Selected in the third round (95th overall) of the 2021 NFL Draft by the Buccaneers
- Signed with Jacksonville on 3/13/25

### PRO

#### 2024 (Buccaneers)

- Appeared in all 17 regular-season games, including one start at center, helping Tampa Bay become the first team in NFL history to finish a season averaging 5.0-plus yards per rush (5.3) and a completion percentage of over 70.0 (71.5)... Saw action in the Buccaneers' NFC Wild Card appearance
- **10/13 at N.O.:** Started at center and played all 77 offensive snaps... Contributed to an offensive line that helped produce 594 net yards of offense, the highest single-game mark in franchise history

#### 2023 (Buccaneers)

- Started in all 17 regular-season games and two postseason games at center
- **1/21 at DET:** Started at center and paved the way for an offense that generated 408 net yards, the third-highest single-game mark in Buccaneers postseason history
- **1/15 vs. PHI:** Started at center and helped the Buccaneers offense produce the largest yardage differential in a playoff game in team history
- **9/17 vs. CHI:** Started at center and contributed to an offensive line that helped generate 437 net yards of offense... Tampa Bay's 437 yards in Week 2 marked the fifth-highest output by any team through the first two weeks of the season

#### 2022 (Buccaneers)

- Started all 17 games at center in 2022 as part of an offensive line that yielded the fewest sacks in the league and protected the league's second-ranked passing offense
- **1/1 vs. CAR:** Started at center and contributed to an offense that produced season-highs with 478 yards of total offense and 411 net passing yards
- **12/11 at S.F.:** Started at center and was part of an offensive line that did not allow a sack in 55 dropbacks, the most pass attempts by the Buccaneers without allowing a sack in a regulation game since 1980

#### 2021 (Buccaneers)

- Appeared in 11 regular-season games as a rookie and two postseason contests

### COLLEGE

- Started 34-of-46 games at Notre Dame (2017-20), including all 12 games in 2020 en route to the Fighting Irish's berth in the College Football Playoff
- As a senior in 2020, was named Team Captain, Notre Dame's Offensive Lineman of the Year, Senior Class First-Team All-American and Second-Team All-ACC, while finishing as a finalist for the Senior CLASS Award... Part of an offensive line that finished as a finalist for the Joe Moore Award, given annually to the Most Outstanding Offensive Line Unit
- As a freshman (2017), saw action in all 13 games (one start) as part of the Notre Dame offensive line that won the Joe Moore Award... The Fighting Irish's offense ranked seventh in the FBS in rushing yards per game (269.3), establishing school records for rushing yards (3,503) and yards per carry (6.3)

### PERSONAL

- Majored in finance
- Attended IMG Academy (Bradenton, Fla.)
- Named 2016 American Family Insurance first-team All-USA Virginia
- Selected to participate in the 2016 Under Armour All-American Game in St. Petersburg, Fla.



**ROBERT HAINSEY'S NFL REGULAR SEASON STATISTICS**

DATE	TEAM	GP	GS
2021	Buccaneers	9	0
2022	Buccaneers	17	17
2023	Buccaneers	17	17
2024	Buccaneers	17	1
<b>NFL TOTALS</b>		<b>60</b>	<b>35</b>

**ROBERT HAINSEY'S NFL POSTSEASON STATISTICS**

DATE	TEAM	GP	GS
2021	Buccaneers	2	0
2022	Buccaneers	0	0
2023	Buccaneers	2	2
2024	Buccaneers	1	0
<b>NFL TOTALS</b>		<b>5</b>	<b>2</b>

**2024 GAME-BY-GAME REGULAR-SEASON STATISTICS (BUCCANEERS)**

DATE	OPPONENT	P/S	W/L	SCORE
09/08	Commanders	P	W	37-20
09/15	at Lions	P	W	20-16
09/22	Broncos	P	L	7-26
09/29	Eagles	P	W	33-16
10/03	at Falcons	P	L	30-36+
10/13	at Saints	S	W	51-27
10/21	Ravens	P	L	31-41
10/27	Falcons	P	L	26-31
11/04	at Chiefs	P	L	24-30+
11/10	49ers	P	L	20-23
11/24	at Giants	P	W	30-7
12/01	at Panthers	P	W	26-23+
12/08	Raiders	P	W	28-13
12/15	at Chargers	P	W	40-17
12/22	at Cowboys	P	L	24-26
12/29	Panthers	P	W	48-14
01/05	Saints	P	W	27-19
<b>2024 TOTALS</b>		<b>17-1</b>	<b>10-7</b>	

+ - Overtime

**2024 GAME-BY-GAME POSTSEASON STATISTICS (BUCCANEERS)**

DATE	OPPONENT	P/S	W/L	SCORE
01/12	Commanders	P	L	20-23
<b>2024 TOTALS</b>		<b>1-0</b>	<b>0-1</b>	





## DAVON HAMILTON | 52

POSITION: DEFENSIVE TACKLE

HT: 6-4 | WT: 335 | DOB: 2-1-1997

COLLEGE: OHIO STATE

HOMETOWN: PICKERINGTON, OHIO

ACQ: D3-20

EXP: 6th YEAR

 @dmhamilton53

 @davonhamilton53

### KEY TRANSACTIONS

- Originally selected by Jacksonville in the third round (73rd overall) of the 2020 draft

### PRO

#### 2024 (Jaguars)

- Played in all 17 games and made 14 starts... Totaled a career-high 62 tackles (24 solo), five tackles for loss and two quarterback hits
- **1/5 at IND:** Recorded a single-game career-high-tying eight tackles (five solo)... His eight tackles were the most by a Jaguars defensive lineman in a single game since DE Josh Hines-Allen had 10 on Sept. 10, 2023
- **12/15 vs. NYJ:** Recorded three solo tackles and one quarterback hit
- **12/1 vs. HOU:** Recorded five tackles (three solo) and one tackle for loss

#### 2023 (Jaguars)

- Saw action in eight games (two starts) after opening the season on injured reserve... Recorded 12 tackles (seven solo), including one for loss
- **1/7 at TEN:** Recorded a season-high four total tackles (three solo) and saw action on special teams
- **12/24 at T.B.:** Posted three solo tackles and one tackle for loss

#### 2022 (Jaguars)

- Saw action in all 17 regular-season games with 14 starts and started both postseason games... In the regular season, he posted 56 tackles (27 solo), five tackles for loss, 2.5 sacks and one pass defended... In the postseason, he posted eight tackles (three solo), two passes defended, one tackle for loss, and one quarterback hit
- **1/21 at K.C.:** Started at defensive tackle and posted five tackles (three solo), one tackle for loss, one QB hit, and one pass defended
- **12/22 at NYJ:** Started at defensive tackle and recorded four tackles (two solo) and 1.0 sack
- **11/27 vs. BAL:** Saw action on defense and on special teams and recorded three tackles (one solo), one tackle for loss, 1.0 sack, one forced fumble and one fumble recovery

#### 2021 (Jaguars)

- Finished the season with 46 total tackles (26 solo), including two tackles for loss, and two passes defended in 16 games (eight starts)
- **12/19 vs. HOU:** Started at defensive tackle and recorded three solo tackles, including one tackle for loss, and one pass defended
- **10/10 vs. TEN:** Started at defensive tackle and tied for a team-high seven total tackles (five solo) and one pass defended

#### 2020 (Jaguars)

- Saw action in 11 games during his rookie campaign, starting five, and totaled 30 tackles (14 solo), 1.0 sack, one fumble recovery, one pass defended and one tackle for loss... Placed on injured reserve on Dec. 5 with a knee injury
- **10/25 at LAC:** Started at defensive end and posted a career-high eight tackles, including one tackle for loss, and two quarterback hits
- **10/4 at CIN:** Saw action at defensive tackle and collected a career-high five tackles

### COLLEGE

- Played in 54 games with 17 starts during four seasons at Ohio State, accumulating 21 tackles for loss and 7.0 sacks
- Competed at the 2020 Senior Bowl
- Posted 33 reps on the bench press at the 2020 Combine, the most of any defensive lineman

### PERSONAL

- In July 2024, participated in a mission trip to Zimbabwe
- Named First-Team Associated Press All-State in 2014 after a 67-tackle, 13-tackle-for-loss season while helping Pickerington to an 11-1 record and into the second round of the state playoffs
- Named the Ohio Capital Conference's Ohio Division Player of the Year and Division I Central District Player of the Year as a senior
- Son of Sabrina and Damian Hamilton
- He and his wife Julia have two sons, Ace and Roman
- Younger brother, Ty, also plays defensive line and was drafted by the Los Angeles Rams in the fifth round in 2025
- Has two dogs, Charlie and Woods



**DAVON HAMILTON'S NFL REGULAR SEASON DEFENSIVE STATISTICS**

DATE	TEAM	GP	TACKLES							INTERCEPTIONS					O. FUMB				ST				MISC				
			GS	TK	S	A	TFL	YDS	SK	YDS	QBH	NO	YDS	LG	TD	PD	FF	FR	TD	YDS	TK	S	A	FF	FR	S	A
2020	Jaguars	11	6	30	14	16	2	11	1.0	10.0	5	0	0	0	0	1	0	1	0	0	0	0	0	0	0	0	0
2021	Jaguars	16	8	46	26	20	2	13	1.0	12.0	2	0	0	0	0	2	0	1	0	0	0	0	0	0	0	0	
2022	Jaguars	17	14	56	27	29	5	10	2.5	7.0	6	0	0	0	0	1	1	1	0	0	0	0	0	0	0	0	
2023	Jaguars	8	2	12	7	5	1	4	0.0	0.0	0	0	0	0	0	0	0	0	0	0	0	0	0	0	0	0	
2024	Jaguars	17	14	62	34	28	5	11	0.0	0.0	2	0	0	0	0	0	0	0	0	0	0	0	0	0	0	0	
<b>NFL TOTALS</b>		<b>69</b>	<b>44</b>	<b>206</b>	<b>108</b>	<b>98</b>	<b>15</b>	<b>49</b>	<b>4.5</b>	<b>29.0</b>	<b>15</b>	<b>0</b>	<b>0</b>	<b>0</b>	<b>0</b>	<b>4</b>	<b>1</b>	<b>3</b>	<b>0</b>	<b>0</b>	<b>0</b>	<b>0</b>	<b>0</b>	<b>0</b>	<b>0</b>	<b>0</b>	

**DAVON HAMILTON'S NFL POSTSEASON DEFENSIVE STATISTICS**

DATE	TEAM	GP	TACKLES							INTERCEPTIONS					O. FUMB				ST				MISC				
			GS	TK	S	A	TFL	YDS	SK	YDS	QBH	NO	YDS	LG	TD	PD	FF	FR	TD	YDS	TK	S	A	FF	FR	S	A
2022	Jaguars	2	2	8	3	5	1	3	0.0	0.0	1	0	0	0	0	2	0	0	0	0	0	0	0	0	0	0	0
<b>NFL TOTALS</b>		<b>2</b>	<b>2</b>	<b>8</b>	<b>3</b>	<b>5</b>	<b>1</b>	<b>3</b>	<b>0.0</b>	<b>0.0</b>	<b>1</b>	<b>0</b>	<b>0</b>	<b>0</b>	<b>0</b>	<b>2</b>	<b>0</b>	<b>0</b>	<b>0</b>	<b>0</b>	<b>0</b>	<b>0</b>	<b>0</b>	<b>0</b>	<b>0</b>	<b>0</b>	

**SINGLE-GAME HIGHS: DEFENSIVE**

<b>Total Tackles</b>	8 at Indianapolis Colts, Jan 05, 2025 8 at Los Angeles Chargers, Oct 25, 2020	<b>Forced Fumbles</b>	1 vs. Baltimore Ravens, Nov 27, 2022
<b>Solo Tackles</b>	5 at Indianapolis Colts, Jan 05, 2025 4 vs. Minnesota Vikings, Nov 10, 2024 ...4 more at 4.	<b>Fumble Recoveries</b>	1 vs. Indianapolis Colts, Jan 09, 2022 1 vs. Houston Texans, Nov 08, 2020
<b>Sacks</b>	1.0 at New York Jets, Dec 22, 2022 1.0 vs. Baltimore Ravens, Nov 27, 2022 ...2 more at 1.0.	<b>Tackles For Loss</b>	1 vs. Houston Texans, Dec 01, 2024 1 vs. New England Patriots, Oct 20, 2024 ...12 more at 1.
<b>Passes Defensed</b>	1 vs. Dallas Cowboys, Dec 18, 2022 1 vs. Houston Texans, Dec 19, 2021 ...2 more at 1.		

**SINGLE-GAME HIGHS - POSTSEASON: DEFENSIVE**

<b>Total Tackles</b>	5 at Kansas City Chiefs, Jan 21, 2023 3 vs. Los Angeles Chargers, Jan 14, 2023	<b>Passes Defensed</b>	1 vs. Los Angeles Chargers, Jan 14, 2023
<b>Solo Tackles</b>	3 at Kansas City Chiefs, Jan 21, 2023	<b>Tackles For Loss</b>	1 at Kansas City Chiefs, Jan 21, 2023

**2024 GAME-BY-GAME REGULAR-SEASON STATISTICS (JAGUARS)**

DATE	OPPONENT	P/S	TACKLES							INTERCEPTIONS					O. FUMB				ST				MISC					
			TK	S	A	SK	YDS	TFL	YDS	QBH	NO	YDS	LG	TD	PD	FF	FR	TD	YDS	TK	S	A	FF	FR	S	A	W/L	SCORE
09/08	at Dolphins	S	1	1	0	0.0	0.0	1	1	0	0	0	0	0	0	0	0	0	0	0	0	0	0	0	0	0	L	17-20
09/15	Browns	P	2	2	0	0.0	0.0	0	0	1	0	0	0	0	0	0	0	0	0	0	0	0	0	0	0	L	13-18	
09/23	at Bills	P	0	0	0	0.0	0.0	0	0	0	0	0	0	0	0	0	0	0	0	0	0	0	0	0	L	10-47		
09/29	at Texans	P	2	1	1	0.0	0.0	0	0	0	0	0	0	0	0	0	0	0	0	0	0	0	0	0	L	20-24		
10/06	Colts	S	2	1	1	0.0	0.0	0	0	0	0	0	0	0	0	0	0	0	0	0	0	0	0	0	W	37-34		
10/13	at Bears	S	2	2	0	0.0	0.0	1	2	0	0	0	0	0	0	0	0	0	0	0	0	0	0	0	L	16-35		
10/20	Patriots	S	5	1	4	0.0	0.0	1	4	0	0	0	0	0	0	0	0	0	0	0	0	0	0	0	W	32-16		
10/27	Packers	S	7	3	4	0.0	0.0	0	0	0	0	0	0	0	0	0	0	0	0	0	0	0	0	0	L	27-30		
11/03	at Eagles	S	4	1	3	0.0	0.0	0	0	0	0	0	0	0	0	0	0	0	0	0	0	0	0	0	L	23-28		
11/10	Vikings	S	7	4	3	0.0	0.0	0	0	0	0	0	0	0	0	0	0	0	0	0	0	0	0	0	L	7-12		
11/17	at Lions	S	3	2	1	0.0	0.0	0	0	0	0	0	0	0	0	0	0	0	0	0	0	0	0	0	L	6-52		
12/01	Texans	S	5	3	2	0.0	0.0	1	2	0	0	0	0	0	0	0	0	0	0	0	0	0	0	0	L	20-23		
12/08	at Titans	S	5	2	3	0.0	0.0	1	2	0	0	0	0	0	0	0	0	0	0	0	0	0	0	0	W	10-6		
12/15	Jets	S	3	3	0	0.0	0.0	0	0	1	0	0	0	0	0	0	0	0	0	0	0	0	0	0	L	25-32		
12/22	at Raiders	S	5	3	2	0.0	0.0	0	0	0	0	0	0	0	0	0	0	0	0	0	0	0	0	0	L	14-19		
12/29	Titans	S	1	0	1	0.0	0.0	0	0	0	0	0	0	0	0	0	0	0	0	0	0	0	0	0	W	20-13		
01/05	at Colts	S	8	5	3	0.0	0.0	0	0	0	0	0	0	0	0	0	0	0	0	0	0	0	0	0	L	23-26+		
<b>2024 TOTALS</b>		<b>17-14</b>	<b>62</b>	<b>34</b>	<b>28</b>	<b>0.0</b>	<b>0.0</b>	<b>5</b>	<b>11</b>	<b>2</b>	<b>0</b>	<b>0</b>	<b>0</b>	<b>0</b>	<b>0</b>	<b>0</b>	<b>0</b>	<b>0</b>	<b>0</b>	<b>0</b>	<b>0</b>	<b>0</b>	<b>0</b>	<b>0</b>	<b>0</b>	<b>4-13</b>		

+ - Overtime





# ANTON HARRISON | 77

**POSITION:** OFFENSIVE LINEMAN  
**HT:** 6-4 | **WT:** 315 | **DOB:** 2-2-2002  
**COLLEGE:** OKLAHOMA  
**HOMETOWN:** WASHINGTON, D.C.  
**ACQ:** D1-'23  
**EXP:** 3rd YEAR

Ayee\_Tonn  
 ayeetonn

## KEY TRANSACTIONS

- Originally drafted by Jacksonville in the first round (27th overall) of the 2023 draft

## PRO

### 2024 (Jaguars)

- Started all 16 games in which he appeared at right tackle
- 12/15 vs. NYJ:** Started at right tackle and played all 84 offensive snaps
- 10/20 vs. N.E.:** Started at right tackle and played all 61 offensive snaps... Part of an offensive line that allowed RB Tank Bigsby to rush for a career-high and season-high 118 yards and two touchdowns
- 10/6 vs. IND:** Started at right tackle and played all 58 offensive snaps... Part of an offensive line that did not allow a sack on QB Trevor Lawrence who threw for a career-high 371 yards

### 2023 (Jaguars)

- Started all 17 games at right tackle
- 12/10 at CLE:** Started at right tackle and played all 76 offensive snaps and three snaps on special teams
- 11/26 at HOU:** Started at right tackle and played all 76 offensive snaps and five snaps on special teams
- 10/8 at BUF:** Started at right tackle and played all 88 offensive snaps and three snaps on special teams

## COLLEGE

- Played in 34 career games and made 24 starts in three seasons at Oklahoma
- 23 of his starts were at left tackle and one at right tackle
- Named to the All-Big 12 First Team by the league's coaches and AP in 2022
- In 2022, allowed just one sack and no QB hits in 447 pass-blocking plays

## PERSONAL

- Was the No. 3 recruit in the Washington, D.C., area by Rivals, No. 4 by ESPN and No. 5 by 247Sports coming out of high school
- Was a dual athlete at Archbishop Carroll Catholic High School and was offered to play both basketball and football at the University of Maryland before deciding to commit to the University of Oklahoma
- Son of Andre Harrison and Crystal Wiley... Has two brothers, Donte Harrison and Mehki Moore
- Majored in human relations
- Passionate about his controversial food takes

### ANTON HARRISON'S NFL REGULAR SEASON STATISTICS

DATE	TEAM	GP	GS
2023	Jaguars	17	17
2024	Jaguars	16	16
<b>NFL TOTALS</b>		<b>33</b>	<b>33</b>



**2024 GAME-BY-GAME REGULAR-SEASON STATISTICS (JAGUARS)**

DATE	OPPONENT	P/S		W/L	SCORE
09/08	at Dolphins	S		L	17-20
09/15	Browns	S		L	13-18
09/23	at Bills	S		L	10-47
09/29	at Texans	S		L	20-24
10/06	Colts	S		W	37-34
10/13	at Bears	S		L	16-35
10/20	Patriots	S		W	32-16
10/27	Packers	S		L	27-30
11/03	at Eagles	S		L	23-28
11/10	Vikings	S		L	7-12
11/17	at Lions	S		L	6-52
12/01	Texans	S		L	20-23
12/08	at Titans		ON INACTIVE LIST	W	10-6
12/15	Jets	S		L	25-32
12/22	at Raiders	S		L	14-19
12/29	Titans	S		W	20-13
01/05	at Colts	S		L	23-26+
<b>2024 TOTALS</b>		<b>16-16</b>			<b>4-13</b>

+ - Overtime





# SETH HENIGAN | 19

**POSITION:** QUARTERBACK  
**HT:** 6-3 | **WT:** 215 | **DOB:** 3-10-2003  
**COLLEGE:** MEMPHIS  
**HOMETOWN:** DENTON, TEXAS  
**ACQ:** UDFA-'25  
**EXP:** R

@seth\_henigan  
 @seth.henigan

## COLLEGE

- Played in 49 games over four seasons at Memphis (2021-24)
- Completed 1,120-of-1,754 passes for 13,868 yards and 104 touchdowns to 29 interceptions and rushed 384 times for 895 yards and nine touchdowns
- Holds the program record for all-time touchdowns and threw a touchdown pass in 41 consecutive games, tied with QB Marcus Mariota for the second-longest such streak in FBS history
- Selected as Third-Team All-AAC in 2024 after completing 309-of-477 passes for 3,502 yards and 25 touchdowns to six interceptions and rushing 80 times for 190 yards and a touchdown
- Named Second-Team All-AAC in 2023, starting all 13 games and completing 318-of-476 passes for 3,883 yards, 32 touchdowns and nine interceptions... Ran for 274 yards on 94 attempts with five scores... Finished the season ranked fourth in the NCAA in passing yards and fifth in passing touchdowns
- Completed 286-of-446 passes for 3,571 yards, 22 touchdowns and eight interceptions along with rushing 146 times for 289 yards and four scores in 13 starts in 2022
- Started all 11 games in which he appeared for the Tigers in 2021, becoming the first true freshman to start a season-opener in program history... Completed 235-of-393 passes for 3,322 yards, 25 touchdowns and eight interceptions, ranking 11th in the nation in passing yards per game (302.0)

## PERSONAL

- Three-year starter for the Denton Ryan (Texas) program led by his father, Dave, as head coach
- Amassed 7,234 passing yards while throwing 79 touchdowns to just 14 interceptions over his career
- Led Denton Ryan to a 44-2 record from 2018-20
- Captured 2020 5A Division I State title and also had appearances in the 2019 5A Division I Championship game and the 2018 5A Division I semifinals

### SETH HENIGAN'S COLLEGE PASSING/RUSHING STATISTICS

DATE	TEAM	GP	GS	PASSING										RUSHING				
				ATT.	CMP.	PCT.	YDS	AVG.	TD	INT.	LG	SK	LST	NO.	YDS.	AVG.	LG	TD
2021	Memphis	11	11	393	235	59.8	3,322	8.5	25	8	75	23	118	80	147	1.8	19	0
2022	Memphis	13	13	445	285	64.0	3,559	8.0	22	8	79	35	218	146	287	2.0	30	4
2023	Memphis	13	13	475	317	66.7	3,880	8.2	32	9	70	19	88	94	274	2.9	24	5
2024	Memphis	12	12	477	309	64.8	3,502	7.3	25	6	89	19	120	80	190	2.4	23	1
<b>TOTALS</b>		<b>49</b>	<b>49</b>	<b>1,790</b>	<b>1,146</b>	<b>64.0</b>	<b>14,263</b>	<b>8.0</b>	<b>104</b>	<b>31</b>	<b>89</b>	<b>96</b>	<b>544</b>	<b>400</b>	<b>898</b>	<b>2.2</b>	<b>30</b>	<b>10</b>

### COLLEGE 2024 GAME-BY-GAME STATISTICS (MEMPHIS)

DATE	OPPONENT	P/S	PASSING										RUSHING				W/L	SCORE
			ATT	CMP	YDS	PCT	Y/A	Y/C	TD	INT	LG	SK/YD	ATT	YDS	LG	TD		
08/31	North Ala.	S	30	22	308	73.3	10.3	14.0	2	0	45	1/11	4	0	10	0	W	40-0
09/07	Troy	S	30	20	161	66.7	5.4	8.1	1	0	26	0/0	2	24	20	0	W	38-17
09/14	at Florida St.	S	38	25	272	65.8	7.2	10.9	2	1	43	3/19	8	-7	10	0	W	20-12
09/21	at Navy	S	56	32	371	57.1	6.6	11.6	2	1	37	1/1	8	29	10	0	L	44-56
09/28	Middle Tenn.		DID NOT PLAY (NON-INJURY)													W	24-7	
10/12	at South Fla.	S	40	28	208	70.0	5.2	7.4	2	1	31	1/2	7	26	13	0	W	21-3
10/19	North Texas	S	38	24	319	63.2	8.4	13.3	1	0	62	2/6	6	9	6	1	W	52-44
10/26	Charlotte	S	32	20	212	62.5	6.6	10.6	2	1	40	3/23	7	-10	8	0	W	33-28
11/02	at UTSA	S	52	35	454	67.3	8.7	13.0	4	1	69	3/23	7	8	23	0	L	36-44
11/08	Rice	S	31	14	159	45.2	5.1	11.4	1	1	34	1/9	5	18	9	0	W	27-20
11/16	UAB	S	34	23	299	67.6	8.8	13.0	4	0	37	0/0	5	8	4	0	W	53-18
11/28	at Tulane	S	29	22	218	75.9	7.5	9.9	2	0	42	4/26	11	10	15	0	W	34-24
12/17	at West Virginia	S	26	18	294	69.2	11.3	16.3	2	0	89	0/0	8	61	23	0	W	42-37
<b>2024 TOTALS</b>		<b>12-12</b>	<b>436</b>	<b>283</b>	<b>3,275</b>	<b>64.9</b>	<b>7.5</b>	<b>11.6</b>	<b>25</b>	<b>6</b>	<b>89</b>	<b>19/120</b>	<b>78</b>	<b>176</b>	<b>23</b>	<b>1</b>	<b>11-2</b>	





# PATRICK HERBERT | 47

POSITION: TIGHT END

HT: 6-5 | WT: 255 | DOB: 10-18-2000

COLLEGE: OREGON

HOMETOWN: EUGENE, ORE.

ACQ: UDFA-'25

EXP: R

@patherbert5

## KEY TRANSACTIONS

- Originally signed by Jacksonville as an undrafted free agent following the 2025 draft

## COLLEGE

- Played in 41 games over three seasons (2022-24) at Oregon
- Career totals include 31 catches for 388 yards and four touchdowns
- Played in all 14 games for the Ducks in 2024, making six starts at tight end, and caught 10 passes for 97 yards
- Appeared in all 14 games (four starts) and set career highs in receptions (15), receiving yards (196) and receiving touchdowns (three) in 2023
- Played in all 13 games after missing the previous two seasons due to injury, totaling six catches for 95 yards and a touchdown

## PERSONAL

- Three-year letterman at Sheldon High School (Eugene, Ore.)
- Had 43 receptions for 797 yards and 11 touchdowns on offense, while finishing with 69 tackles, 10 tackles for loss and 7.0 sacks as a defensive lineman as a senior
- Earned First-Team 6A All-State honors by The Oregonian as a tight end and honorable mention recognition as a punter, while also claiming first-team All-Southwest League honors as a tight end and second-team accolades as a punter in 2018
- Earned First-Team All-Southwest Conference accolades in basketball as a junior
- Brother of Chargers QB Justin Herbert

## PATRICK HERBERT'S COLLEGE RUSHING/RECEIVING STATISTICS

DATE	TEAM	GP	GS	RUSHING					RECEIVING				
				NO.	YDS.	AVG.	LG	TD	NO.	YDS.	AVG.	LG	TD
2019	Oregon	2	0	0	0	0.0	0	0	0	0	0	0	0
2021	Oregon	1	0	0	0	0.0	0	0	0	0	0	0	0
2022	Oregon	13	0	0	0	0.0	0	0	6	95	15.8	40	1
2023	Oregon	14	4	0	0	0.0	0	0	15	196	13.1	49	3
2024	Oregon	14	6	0	0	0.0	0	0	10	97	9.7	29	0
<b>TOTALS</b>		<b>44</b>	<b>10</b>	<b>0</b>	<b>0</b>	<b>0.0</b>	<b>0</b>	<b>0</b>	<b>31</b>	<b>388</b>	<b>12.5</b>	<b>49</b>	<b>4</b>

## COLLEGE 2024 GAME-BY-GAME STATISTICS (OREGON)

DATE	OPPONENT	P/S	RUSHING					RECEIVING					W/L	SCORE
			NO.	YDS.	AVG.	LG	TD	NO.	YDS.	AVG.	LG	TD		
08/31	Idaho	P	0	0	0.0	0	0	2	11	5.5	7	0	W	24-14
09/07	Boise St.	P	0	0	0.0	0	0	1	5	5.0	5	0	W	37-34
09/14	at Oregon St.	P	0	0	0.0	0	0	1	10	10.0	10	0	W	49-14
09/28	at UCLA	P	0	0	0.0	0	0	2	16	8.0	12	0	W	34-13
10/04	Michigan St.	P	0	0	0.0	0	0	0	0	0.0	0	0	W	31-10
10/12	Ohio St.	P	0	0	0.0	0	0	0	0	0.0	0	0	W	32-31
10/18	at Purdue	S	0	0	0.0	0	0	0	0	0.0	0	0	W	35-0
10/26	Illinois	S	0	0	0.0	0	0	2	48	24.0	29	0	W	38-9
11/02	at Michigan	S	0	0	0.0	0	0	2	7	3.5	5	0	W	38-17
11/09	Maryland	P	0	0	0.0	0	0	0	0	0.0	0	0	W	39-18
11/16	at Wisconsin	S	0	0	0.0	0	0	0	0	0.0	0	0	W	16-13
11/30	Washington	P	0	0	0.0	0	0	0	0	0.0	0	0	W	49-21
12/07	Penn St.	S	0	0	0.0	0	0	0	0	0.0	0	0	W	45-37
01/01	Ohio St.	S	0	0	0.0	0	0	0	0	0.0	0	0	L	21-41
<b>2024 TOTALS</b>		<b>14-6</b>	<b>0</b>	<b>0</b>	<b>0.0</b>	<b>0</b>	<b>0</b>	<b>10</b>	<b>97</b>	<b>9.7</b>	<b>29</b>	<b>0</b>	<b>13-1</b>	





# JOSH HINES-ALLEN | 41

**POSITION:** DEFENSIVE END  
**HT:** 6-5 | **WT:** 255 | **DOB:** 7-13-1997  
**COLLEGE:** KENTUCKY  
**HOMETOWN:** MONTCLAIR, N.J.  
**ACQ:** D1-'19  
**EXP:** 7th YEAR

@JoshHinesAllen  
 joshallen\_41



## KEY TRANSACTIONS

- Originally drafted by Jacksonville in the first round (seventh overall) in the 2019 draft
- Resigned with Jacksonville on 4/10/24

## PRO

### Career Highlights

- Hines-Allen's 53.0 career sacks rank second in franchise history, only 2.0 sacks behind DE Tony Bracken's franchise-most 55.0 sacks
- Hines-Allen's 122 career quarterback hits and six seasons with 10 or more quarterback hits are the most in franchise history
- One of four players (DE Myles Garrett, DE Trey Hendrickson and LB T.J. Watt) since 2022 to have posted at least 32.5 sacks and seven forced fumbles
- Hines-Allen's 11 games with two or more sacks are the most in franchise history and are tied for the fifth most in the AFC since he entered the league in 2019

### 2024 (Jaguars)

- Named a captain for the 2024 season
- Started all 16 games in which he appeared... Totaled 45 tackles (26 solo), 19 quarterback hits, 10 tackles for loss, 8.0 sacks, two passes defended, one forced fumble and one fumble recovery... Registered his fourth-consecutive season with over 7.0 sacks, tying DE Yannick Ngakoue for the longest streak of seasons with 7.0 or more sacks in franchise history
- **12/29 vs. TEN:** Recorded six tackles (three solo), two tackles for loss, two quarterback hits and 1.0 sack... Logged his fourth consecutive season with 10 or more tackles for loss, the longest such streak in franchise history
- **12/8 at TEN:** Amassed two solo tackles, two tackles for loss, one forced fumble, one quarterback hit and 1.0 sack... Registered his fifth consecutive game with at least a half-sack against Tennessee... His 32-game streak of one or more quarterback pressures was the second longest in franchise history behind only himself (34 from Week 1 of 2019 to Week 11 of 2021)
- **11/3 at PHI:** Posted four solo tackles, two tackles for loss, two quarterback hits and 2.0 sacks... Achieved 50.0 career sacks
- **10/6 vs. IND:** Amassed three solo tackles, one tackle for loss, one quarterback hit, 1.0 sack and one fumble recovery
- **9/15 vs. CLE:** Recorded four total tackles (three solo), a season-high four quarterback hits, one tackle for loss and 1.0 sack for a loss of five yards

### 2023 (Jaguars)

- Started all 17 games and finished the season with 66 tackles (43 solo), 33 quarterback hits, 17.5 sacks, 17 tackles for loss, two forced fumbles, one interception and one pass defended
- His 17.5 sacks were a single-season franchise record and tied for the second most in the NFL
- Surpassed DE Yannick Ngakoue for second place in franchise history with 45.0 sacks
- Became the second player since 1982 to record four games with at least 2.5 sacks within a season, joining Pro Football Hall of Famer Lawrence Taylor (four games in 1986)
- Voted to his second Pro Bowl
- **12/31 vs. CAR:** Started at outside linebacker and posted six total tackles (five solo), four passes defended and 3.0 sacks... Marked his third time recording at least 3.0 sacks in a single game, the most in franchise history
- **10/1 vs. ATL:** Recorded 3.0 sacks for the second time of the season... Posted one forced fumble... Set the record for most sacks by a Jaguars player in the first four games of a season in franchise history
- **9/10 at IND:** Posted 3.0 sacks, recording the second-most single-game sacks by a Jaguars player in Week 1... Set a single-game career high in sacks with 3.0... Recorded 10 total tackles (eight solo)

### 2022 (Jaguars)

- Voted a team captain for the 2022 season
- Started all 17 regular-season games and both postseason games... In the regular season, he posted 58 tackles (36 solo), 11 tackles for loss, 7.0 sacks, four forced fumbles and two fumble recoveries, one leading to a 38-yard return for a touchdown... In the postseason, he started both games and posted 11 tackles (four solo), 1.0 sack and one tackle for loss
- **1/7 vs. TEN:** Started at outside linebacker and posted six tackles (four solo), including one tackle for loss, 1.0 sack, two QB hits, one forced fumble and one fumble recovery that was returned 38 yards for his first career touchdown... His 38-yard touchdown return was the Jaguars' longest fumble recovery for a touchdown since LB Telvin Smith returned a fumble for a 50-yard touchdown against the Steelers in the Divisional Round on 1/14/2018
- **9/25 at LAC:** Recorded a career-high eight QB pressures according to NextGen Stats, bringing his season total to 15
- **9/18 vs. IND:** Recorded 2.0 sacks, marking his second consecutive home game with at least 2.0 sacks... Forced a fumble for the second



consecutive week, joining DE Yannick Ngakoue and DE Andre Branch as the only Jaguars to record two forced fumbles through the first two weeks of a season

**2021 (Jaguars)**

- Voted a team captain for the 2021 season
- **1/9 vs. IND:** Sacked QB Carson Wentz twice in the first half, marking the fourth multi-sack game of his career... Finished the game with four total tackles (three solo), including 2.0 sacks
- **11/7 vs. BUF:** Finished the game with a career-high eight tackles, including two tackles for loss and 1.0 sack... Recorded the first INT of his career, becoming the second defensive lineman in franchise history to post at least 1.0 sack, one INT and one fumble recovery in a single game (DE Tony Brackens) and the only player in the NFL over three seasons (2019-21) to accomplish the feat
- **9/12 at HOU:** Started at outside linebacker and recorded five total tackles, including 1.0 sack, and two QB hits... With his sack, Hines-Allen joined DE Yannick Ngakoue and DE Tony Brackens as the only players in franchise history to tally at least 14.0 sacks in their first 25 career games

**2020 (Jaguars)**

- Saw action in eight games, making seven starts and tallied 13 tackles (seven solo), 2.5 sacks, two tackles for loss and one pass defended before being placed on injured reserve on Nov. 24 with a knee injury
- Named team captain as voted on by his teammates
- **11/8 vs. HOU:** Started at defensive end and made four tackles, including a half-sack
- **9/24 vs. MIA:** Started at defensive end and tallied two solo tackles, including his first sack of the season

**2019 (Jaguars)**

- Appeared in all 16 games, making four starts, during his rookie campaign and amassed 44 tackles (31 solo), 11 tackles for loss, 10.5 sacks and two forced fumbles
- Became the seventh player in franchise history to compile double-digit sacks in a season... His 10.5 sacks recorded in 2019 led all NFL rookies and were the most by a rookie in franchise history
- Was one of five NFL players over the last 10 seasons to post at least 10.0 sacks and multiple forced fumbles in their rookie seasons
- Became the first rookie in Jaguars history to make the Pro Bowl
- **12/15 at OAK:** Saw action at defensive end and tallied three tackles (two solo), including 1.0 sack for his 10th of the season
- **10/27 vs. NYJ:** Saw action at defensive end, amassing 2.0 sacks, one tackle for loss and a forced fumble... Became the first Jaguars rookie since DE Yannick Ngakoue in 2016 to post at least 1.0 sack in four straight games
- **10/13 vs. N.O.:** Notched two tackles and 1.0 sack, becoming the third player in franchise history to post at least 4.0 sacks through six career games, joining DE Yannick Ngakoue and DT John Henderson

**COLLEGE**

- Did not miss a game during his four-year career with the Wildcats, playing in all 51 games with 35 starts
- Career totals include 220 tackles, 31.5 sacks, 11 forced fumbles, eight passes defended and two fumble recoveries
- Named SEC Defensive Player of the Year, earned consensus First-Team All American honors and was honored with the Bronco Nagurski Award, presented to the nation's top defensive player, as a senior in 2018
- Allen's 17.0 sacks in 2018 were the most by an SEC player in a single season since the NCAA started official sack records in 2000, finishing the season ranked second nationally in sacks (17.0), fourth in forced fumbles (five) and sixth in tackles for loss (21.5)

**PERSONAL**

- He and his wife, Kaitlyn, have two sons, Wesley and Julian, and one daughter, Vanessa
- Son of Kim Allen and Robert Allen
- Josh's sister, Myisha Hines-Allen, played collegiate basketball at Louisville and is currently a forward for the Dallas Wings
- Uncle, Gregory Hines, played college basketball at Hampton and went on to a 12-year pro career
- Majored in communications
- Changed his last name to Hines-Allen prior to the start of the 2024 season as a tribute to his maternal side of the family and the other relatives who have worn 'Hines' and 'Hines-Allen' on their jerseys

**JOSH HINES-ALLEN'S NFL REGULAR SEASON DEFENSIVE STATISTICS**

DATE	TEAM	GP	GS	TACKLES							INTERCEPTIONS					O. FUMB				ST				MISC								
				TK	S	A	TFL	YDS	SK	YDS	QBH	NO	YDS	LG	TD	PD	FF	FR	TD	YDS	TK	S	A	FF	FR	S	A					
2019	Jaguars	16	4	44	31	13	11	77	10.5	74.0	23	0	0	0	0	2	11	0	0	0	0	0	0	0	0	0	0	0	0	0	0	0
2020	Jaguars	8	7	13	7	6	2	9	2.5	7.0	11	0	0	0	0	1	0	0	0	0	0	0	0	0	0	0	0	0	0	0	0	
2021	Jaguars	16	15	71	46	25	12	81	7.5	70.0	14	1	11	11	0	4	1	1	0	0	0	0	0	0	0	0	0	0	0	0	0	
2022	Jaguars	17	17	58	36	22	11	46	7.0	45.0	22	0	0	0	0	2	4	2	1	38	0	0	0	0	0	0	0	0	0	0	0	
2023	Jaguars	17	17	66	43	23	17	109	17.5	126.5	33	1	8	8	0	1	2	0	0	0	0	0	0	0	0	0	0	0	0	0	0	
2024	Jaguars	16	16	45	26	19	10	66	8.0	53.0	19	0	0	0	0	2	1	1	0	13	0	0	0	0	0	0	0	0	0	0	0	
<b>NFL TOTALS</b>		<b>90</b>	<b>76</b>	<b>297</b>	<b>189</b>	<b>108</b>	<b>63</b>	<b>388</b>	<b>53.0</b>	<b>375.5</b>	<b>122</b>	<b>2</b>	<b>19</b>	<b>11</b>	<b>0</b>	<b>10</b>	<b>10</b>	<b>4</b>	<b>1</b>	<b>51</b>	<b>0</b>	<b>0</b>	<b>0</b>	<b>0</b>	<b>0</b>	<b>0</b>	<b>0</b>	<b>0</b>	<b>0</b>	<b>0</b>	<b>0</b>	

**JOSH HINES-ALLEN'S NFL POSTSEASON DEFENSIVE STATISTICS**

DATE	TEAM	GP	GS	TACKLES							INTERCEPTIONS					O. FUMB				ST				MISC							
				TK	S	A	TFL	YDS	SK	YDS	QBH	NO	YDS	LG	TD	PD	FF	FR	TD	YDS	TK	S	A	FF	FR	S	A				
2022	Jaguars	2	2	11	4	7	1	6	1.0	6.0	4	0	0	0	0	0	0	0	0	0	0	0	0	0	0	0	0	0	0	0	0
<b>NFL TOTALS</b>		<b>2</b>	<b>2</b>	<b>11</b>	<b>4</b>	<b>7</b>	<b>1</b>	<b>6</b>	<b>1.0</b>	<b>6.0</b>	<b>4</b>	<b>0</b>	<b>0</b>	<b>0</b>	<b>0</b>	<b>0</b>	<b>0</b>	<b>0</b>	<b>0</b>	<b>0</b>	<b>0</b>	<b>0</b>	<b>0</b>	<b>0</b>	<b>0</b>	<b>0</b>	<b>0</b>	<b>0</b>	<b>0</b>	<b>0</b>	<b>0</b>



**SINGLE-GAME HIGHS: DEFENSIVE**

<b>Total Tackles</b>	10 at Indianapolis Colts, Sep 10, 2023 10 vs. San Francisco 49ers, Nov 21, 2021	<b>Fumble Recoveries</b>	1 vs. Indianapolis Colts, Oct 06, 2024 1 vs. Tennessee Titans, Jan 07, 2023 ...2 more at 1.
<b>Solo Tackles</b>	8 vs. Buffalo Bills, Nov 07, 2021 7 at Indianapolis Colts, Sep 10, 2023	<b>Tackles For Loss</b>	4 at Seattle Seahawks, Oct 31, 2021 3 vs. Carolina Panthers, Dec 31, 2023 ...1 more at 3.
<b>Sacks</b>	3.0 vs. Carolina Panthers, Dec 31, 2023 3.0 vs. Atlanta Falcons, Oct 01, 2023 ...1 more at 3.0.	<b>Interceptions</b>	1 vs. Cincinnati Bengals, Dec 04, 2023 1 vs. Buffalo Bills, Nov 07, 2021
<b>Passes Defensed</b>	1 vs. Cleveland Browns, Sep 15, 2024 1 at Miami Dolphins, Sep 08, 2024 ...8 more at 1.	<b>Interception Return Yards</b>	11 vs. Buffalo Bills, Nov 07, 2021 8 vs. Cincinnati Bengals, Dec 04, 2023
<b>Forced Fumbles</b>	1 vs. Indianapolis Colts, Oct 15, 2023 1 vs. Atlanta Falcons, Oct 01, 2023 ...7 more at 1.	<b>Longest Opp Fumble Return</b>	37 vs. Tennessee Titans, Jan 07, 2023 13 vs. Indianapolis Colts, Oct 06, 2024

**SINGLE-GAME HIGHS - POSTSEASON: DEFENSIVE**

<b>Total Tackles</b>	8 vs. Los Angeles Chargers, Jan 14, 2023 3 at Kansas City Chiefs, Jan 21, 2023	<b>Sacks</b>	1.0 vs. Los Angeles Chargers, Jan 14, 2023
<b>Solo Tackles</b>	3 vs. Los Angeles Chargers, Jan 14, 2023	<b>Tackles For Loss</b>	1 vs. Los Angeles Chargers, Jan 14, 2023

**2024 GAME-BY-GAME REGULAR-SEASON STATISTICS (JAGUARS)**

DATE	OPPONENT	P/S	TACKLES									INTERCEPTIONS					O. FUMB				ST				MISC				SCORE	
			TK	S	A	SK	YDS	TFL	YDS	QBH	NO	YDS	LG	TD	PD	FF	FR	TD	YDS	TK	S	A	FF	FR	S	A	W/L			
09/08	at Dolphins	S	2	0	2	0.0	0.0	0	0	0	0	0	0	0	0	1	0	0	0	0	0	0	0	0	0	0	0	0	L	17-20
09/15	Browns	S	4	3	1	1.0	5.0	1	5	4	0	0	0	0	1	0	0	0	0	0	0	0	0	0	0	0	0	L	13-18	
09/23	at Bills	S	3	1	2	0.0	0.0	0	0	0	0	0	0	0	0	0	0	0	0	0	0	0	0	0	0	0	L	10-47		
09/29	at Texans	S	3	2	1	0.0	0.0	0	0	2	0	0	0	0	0	0	0	0	0	0	0	0	0	0	0	0	L	20-24		
10/06	Colts	S	2	2	0	1.0	4.0	1	4	1	0	0	0	0	0	0	1	0	13	0	0	0	0	0	0	0	W	37-34		
10/13	at Bears	S	1	0	1	0.5	2.0	0	0	2	0	0	0	0	0	0	0	0	0	0	0	0	0	0	0	0	L	16-35		
10/20	Patriots	S	2	1	1	0.0	0.0	0	0	0	0	0	0	0	0	0	0	0	0	0	0	0	0	0	0	0	W	32-16		
10/27	Packers	S	4	1	3	0.5	0.0	0	0	1	0	0	0	0	0	0	0	0	0	0	0	0	0	0	0	0	L	27-30		
11/03	at Eagles	S	4	4	0	2.0	11.0	2	11	2	0	0	0	0	0	0	0	0	0	0	0	0	0	0	0	0	L	23-28		
11/10	Vikings	S	1	0	1	0.0	0.0	0	0	0	0	0	0	0	0	0	0	0	0	0	0	0	0	0	0	0	L	7-12		
11/17	at Lions	S	3	3	0	0.0	0.0	1	4	1	0	0	0	0	0	0	0	0	0	0	0	0	0	0	0	0	L	6-52		
12/01	Texans	S	4	3	1	1.0	11.0	1	11	1	0	0	0	0	0	0	0	0	0	0	0	0	0	0	0	0	L	20-23		
12/08	at Titans	S	2	2	0	1.0	13.0	2	19	1	0	0	0	0	0	1	0	0	0	0	0	0	0	0	0	0	W	10-6		
12/15	Jets	S	2	1	1	0.0	0.0	0	0	0	0	0	0	0	0	0	0	0	0	0	0	0	0	0	0	0	L	25-32		
12/22	at Raiders	S	2	0	2	0.0	0.0	0	0	2	0	0	0	0	0	0	0	0	0	0	0	0	0	0	0	0	L	14-19		
12/29	Titans	S	6	3	3	1.0	7.0	2	12	2	0	0	0	0	0	0	0	0	0	0	0	0	0	0	0	0	W	20-13		
01/05	at Colts																										L	23-26+		
<b>2024 TOTALS</b>			<b>16-16</b>	<b>45</b>	<b>26</b>	<b>19</b>	<b>8.0</b>	<b>53.0</b>	<b>10</b>	<b>66</b>	<b>19</b>	<b>0</b>	<b>0</b>	<b>0</b>	<b>0</b>	<b>2</b>	<b>1</b>	<b>1</b>	<b>0</b>	<b>13</b>	<b>0</b>	<b>0</b>	<b>0</b>	<b>0</b>	<b>0</b>	<b>0</b>	<b>0</b>	<b>4-13</b>		

+ - Overtime





# COOPER HODGES | 75

**POSITION:** OFFENSIVE LINEMAN  
**HT:** 6-4 | **WT:** 305 | **DOB:** 7-13-2000  
**COLLEGE:** APPALACHIAN STATE  
**HOMETOWN:** GLEN ST. MARY, FLA.  
**ACQ:** D7-'23  
**EXP:** 3rd YEAR

supercooper43  
 super.cooper43

## KEY TRANSACTIONS

- Originally drafted by Jacksonville in the seventh round (226th overall) of the 2023 draft

## PRO

### 2024 (Jaguars)

- Appeared in nine games (one start) before being placed on the Reserve/Injured list
- 11/3 at PHI:** Started at left guard and played 31 offensive snaps before exiting due to injury
- 10/27 vs. G.B.:** Played 29 offensive snaps at guard and saw action on special teams
- 9/23 at BUF:** Saw action on offense and special teams

### 2023 (Jaguars)

- Spent the 2023 season on the injured reserve list

## COLLEGE

- A four-time All-Sun Belt selection including a two-time First-Team selection
- Appeared in 51 games and allowed just 7.0 sacks in 1,668 pass-blocking snaps
- Was invited to the NFLPA Collegiate Bowl

## PERSONAL

- Played on the first Baker County High School team in history to reach the state championship
- Grew up just 30 miles west of Jacksonville
- Favorite country music singer is Tyler Childers

## COOPER HODGES' NFL REGULAR SEASON STATISTICS

DATE	TEAM	GP	GS
2023	Jaguars	0	0
2024	Jaguars	9	1
<b>NFL TOTALS</b>		<b>9</b>	<b>1</b>

## 2024 GAME-BY-GAME REGULAR-SEASON STATISTICS (JAGUARS)

DATE	OPPONENT	P/S	W/L	SCORE
09/08	at Dolphins	P	L	17-20
09/15	Browns	P	L	13-18
09/23	at Bills	P	L	10-47
09/29	at Texans	P	L	20-24
10/06	Colts	P	W	37-34
10/13	at Bears	P	L	16-35
10/20	Patriots	P	W	32-16
10/27	Packers	P	L	27-30
11/03	at Eagles		L	23-28
11/10	Vikings		L	7-12
11/17	at Lions		L	6-52
12/01	Texans		L	20-23
12/08	at Titans		W	10-6
12/15	Jets		L	25-32
12/22	at Raiders		L	14-19
12/29	Titans		W	20-13
01/05	at Colts		L	23-26+
<b>2024 TOTALS</b>		<b>8-0</b>	<b>4-13</b>	

+ - Overtime





# TRAVIS HUNTER | 12

POSITION: WIDE RECEIVER/DEFENSIVE BACK

HT: 6-1 | WT: 185 | DOB: 5-18-2003

COLLEGE: COLORADO

HOMETOWN: SUWANEE, GA.

ACQ: D1-'25

EXP: R

@travishunterjnr

@db3\_tip

## KEY TRANSACTIONS

- Originally drafted by Jacksonville in the first round (second overall) of the 2025 draft

## COLLEGE

- Across two seasons with Colorado (2023-24) and one season at Jackson State (2022), Hunter posted 2,167 yards and 24 touchdowns on 171 receptions at wide receiver, and 87 tackles (63 solo), 26 passes defended, nine interceptions for 99 yards and a touchdown, three tackles for loss, one forced fumble and one fumble recovery at cornerback
- Tallied 2,625 snaps across 2023 and 2024, leading the FBS in snaps for both seasons
- Most decorated player in a season in college football history, receiving 2024 honors such as the Heisman Trophy, Bednarik Award, Walter Camp Award, Biletnikoff Award and Hornung Award
- Two-time First-Team All-American, earning consensus status in 2023 and unanimous status in 2024, and a two-time First-Team Academic All-American... Named the Big 12 Defensive Player of the Year and honorable mention Big 12 Offensive Player of the Year in 2024
- Produced 96 receptions for 1,258 yards and 15 touchdowns in his final season (2024), setting a school record in touchdown receptions while finishing second in receptions and third in receiving yards... Added 36 tackles (25 solo), four interceptions for 65 yards, 11 pass breakups, one forced fumble and a tackle for loss on defense

## PERSONAL

- Attended Collins Hill High School (Suwanee, Ga.) from 2018-21, where he played varsity football and basketball... Helped Collins Hill to their first state championship during his senior season (2021)
- Ranked as the number one football recruit in the state of Georgia by ESPN, 247Sports and Rivals, and was named a first-team All-American and as Georgia Player of the Year by MaxPreps and the Atlanta Journal-Constitution his senior season
- Broke the Georgia state record for receiving touchdowns (48) and finished his four seasons at Collins Hill with 3,963 yards and 48 touchdowns on 272 receptions, and 158 yards and two touchdowns on 29 rushes on offense... Defensively, he finished with 116 tackles, 19 interceptions, 18 passes defended, four tackles for loss, three fumble recoveries, two forced fumbles and one quarterback hurry

### TRAVIS HUNTER'S COLLEGE DEFENSIVE STATISTICS

DATE	TEAM	GP	GS	TACKLES						INTERCEPTIONS						O. FUMB				ST				MISC				
				TK	S	A	TFL	YDS	SK	YDS	QBH	NO	YDS	LG	TD	PD	FF	FR	TD	YDS	TK	S	A	FF	FR	S	A	
2022	Jackson St.	8	5	20	15	5	0.0	0.0	0.0	0	2	44	44	1	10	0	1	0	0	0	0	0	0	0	0	0	0	0
2023	Colorado	12	9	31	23	8	2.0	5.0	0.0	0	3	-10	0	0	5	0	0	0	0	0	0	0	0	0	0	0	0	
2024	Colorado	13	13	36	25	11	1.0	2.0	0.0	0	4	65	38	0	11	1	0	0	0	0	0	0	0	0	0	0	0	
<b>TOTALS</b>		<b>33</b>	<b>27</b>	<b>87</b>	<b>63</b>	<b>24</b>	<b>3.0</b>	<b>7.0</b>	<b>0.0</b>	<b>0</b>	<b>9</b>	<b>99</b>	<b>44</b>	<b>1</b>	<b>26</b>	<b>1</b>	<b>1</b>	<b>0</b>	<b>0</b>	<b>0</b>	<b>0</b>	<b>0</b>	<b>0</b>	<b>0</b>	<b>0</b>	<b>0</b>	<b>0</b>	

### TRAVIS HUNTER'S COLLEGE RUSHING/RECEIVING STATISTICS

DATE	TEAM	GP	GS	RUSHING					RECEIVING				
				NO.	YDS.	AVG.	LG	TD	NO.	YDS.	AVG.	LG	TD
2022	Jackson St.	8	5	1	-10	-10.0	0	0	18	188	10.4	30	4
2023	Colorado	12	9	0	0	0.0	0	0	57	721	12.6	47	5
2024	Colorado	13	13	2	5	2.5	5	1	96	1,258	13.1	58	15
<b>TOTALS</b>		<b>33</b>	<b>27</b>	<b>3</b>	<b>-5</b>	<b>-1.7</b>	<b>5</b>	<b>1</b>	<b>171</b>	<b>2,167</b>	<b>12.7</b>	<b>58</b>	<b>24</b>



**COLLEGE 2024 GAME-BY-GAME STATISTICS (COLORADO)**

DATE	OPPONENT	P/S	TACKLES								INTERCEPTIONS					O. FUMB				ST				MISC		W/L	SCORE
			TK	S	A	SK	YDS	TFL	YDS	QBH	NO	YDS	LG	TD	PD	FF	FR	TD	YDS	TK	S	A	FF	FR	S		
08/29	North Dakota St.	S	3	3	0	0.0	0.0	0.0	0.0	0	0	0	0	0	0	0	0	0	0	0	0	0	0	0	0	W	31-26
09/07	at Nebraska	S	3	1	2	0.0	0.0	1.0	2.0	0	0	0	0	0	1	0	0	0	0	0	0	0	0	0	0	L	10-28
09/14	at Colorado St.	S	5	2	3	0.0	0.0	0.0	0.0	0	1	38	38	0	1	0	0	0	0	0	0	0	0	0	0	W	28-9
09/21	Baylor	S	3	3	0	0.0	0.0	0.0	0.0	0	0	0	0	0	0	1	0	0	0	0	0	0	0	0	0	W	38-31+
09/28	at UCF	S	2	2	0	0.0	0.0	0.0	0.0	0	1	0	0	0	1	0	0	0	0	0	0	0	0	0	0	W	48-21
10/12	Kansas St.	S	2	1	1	0.0	0.0	0.0	0.0	0	0	0	0	0	0	0	0	0	0	0	0	0	0	0	0	L	28-31
10/19	at Arizona	S	1	1	0	0.0	0.0	0.0	0.0	0	0	0	0	0	0	0	0	0	0	0	0	0	0	0	0	W	34-7
10/26	Cincinnati	S	2	1	1	0.0	0.0	0.0	0.0	0	0	0	0	0	4	0	0	0	0	0	0	0	0	0	0	W	34-23
11/09	at Texas Tech	S	0	0	0	0.0	0.0	0.0	0.0	0	0	0	0	0	0	0	0	0	0	0	0	0	0	0	0	W	41-27
11/16	Utah	S	3	3	0	0.0	0.0	0.0	0.0	0	1	21	21	0	1	0	0	0	0	0	0	0	0	0	0	W	49-24
11/23	at Kansas	S	7	3	4	0.0	0.0	0.0	0.0	0	0	0	0	0	1	0	0	0	0	0	0	0	0	0	0	L	21-37
11/29	Oklahoma St.	S	1	1	0	0.0	0.0	0.0	0.0	0	1	6	6	0	2	0	0	0	0	0	0	0	0	0	0	W	52-0
12/28	BYU	S	4	4	0	0.0	0.0	0.0	0.0	0	0	0	0	0	0	0	0	0	0	0	0	0	0	0	0	L	14-36
<b>2024 TOTALS</b>		<b>13-13</b>	<b>36</b>	<b>25</b>	<b>11</b>	<b>0.0</b>	<b>0.0</b>	<b>1.0</b>	<b>2.0</b>	<b>0</b>	<b>4</b>	<b>65</b>	<b>38</b>	<b>0</b>	<b>11</b>	<b>1</b>	<b>0</b>	<b>0</b>	<b>0</b>	<b>0</b>	<b>0</b>	<b>0</b>	<b>0</b>	<b>0</b>	<b>0</b>	<b>9-4</b>	

+ - Overtime

**COLLEGE 2024 GAME-BY-GAME STATISTICS (COLORADO)**

DATE	OPPONENT	P/S	RUSHING					RECEIVING					W/L	SCORE
			NO.	YDS.	AVG.	LG	TD	NO.	YDS.	AVG.	LG	TD		
08/29	North Dakota St.	S	1	0	0.0	0	0	7	132	18.9	41	3	W	31-26
09/07	at Nebraska	S	0	0	0.0	0	0	10	110	11.0	28	0	L	10-28
09/14	at Colorado St.	S	0	0	0.0	0	0	13	100	7.7	21	2	W	28-9
09/21	Baylor	S	0	0	0.0	0	0	7	130	18.6	46	0	W	38-31+
09/28	at UCF	S	0	0	0.0	0	0	9	89	9.9	29	1	W	48-21
10/12	Kansas St.	S	0	0	0.0	0	0	3	26	8.7	14	0	L	28-31
10/19	at Arizona	S	0	0	0.0	0	0	2	17	8.5	14	0	W	34-7
10/26	Cincinnati	S	0	0	0.0	0	0	9	153	17.0	34	2	W	34-23
11/09	at Texas Tech	S	0	0	0.0	0	0	9	99	11.0	24	1	W	41-27
11/16	Utah	S	1	5	5.0	5	1	5	55	11.0	28	0	W	49-24
11/23	at Kansas	S	0	0	0.0	0	0	8	125	15.6	51	2	L	21-37
11/29	Oklahoma St.	S	0	0	0.0	0	0	10	116	11.6	31	3	W	52-0
12/28	BYU	S	0	0	0.0	0	0	4	106	26.5	58	1	L	14-36
<b>2024 TOTALS</b>		<b>13-13</b>	<b>2</b>	<b>5</b>	<b>2.5</b>	<b>5</b>	<b>1</b>	<b>96</b>	<b>1,258</b>	<b>13.1</b>	<b>58</b>	<b>15</b>	<b>9-4</b>	

+ - Overtime





## TRENTON IRWIN | 83

**POSITION:** WIDE RECEIVER  
**HT:** 6-2 | **WT:** 204 | **DOB:** 10-12-1995  
**COLLEGE:** STANFORD  
**HOMETOWN:** VALENCIA, CALIF.  
**ACQ:** FA-'25  
**EXP:** 5th YEAR



### KEY TRANSACTIONS

- Signed as an undrafted free agent by Miami on 5/9/19
- Waived by Miami on 8/31/19
- Signed to Cincinnati's practice squad on 10/3/19
- Signed by the Bengals from the practice squad to the active roster on 9/15/21
- Waived by Cincinnati on 8/30/22 and signed to the Bengals' practice squad on 8/31/22
- Signed by the Bengals from the practice squad to the active roster on 11/22/22
- Released by Cincinnati on 12/2/24
- Signed to Carolina's practice squad on 12/10/24
- Signed by Jacksonville on 6/3/25

### PRO

#### 2024 (Bengals)

- Played in seven games (two starts) and had three catches for 15 yards... Also returned eight punts for 56 yards
- **11/17 at LAC:** Brought back three punts for 34 yards
- **10/27 vs. PHI:** Started and hauled in one catch for four yards
- **9/8 vs. N.E.:** Started in the season opener and had a six-yard catch

#### 2023 (Bengals)

- Played in 16 games (five starts) and established career highs in catches (25) and receiving yards (316) along with one receiving touchdown... Recorded 10 punt returns for 98 yards and an eight-yard kickoff return
- **10/8 at ARI:** Set single-game career-highs in receptions (eight), receiving yards (60), punt returns (four) and punt return yards (68) in the win
- **11/12 vs. HOU:** Totaled two receptions for 54 yards, including a 32-yard touchdown catch from QB Joe Burrow

#### 2022 (Bengals)

- Appeared in nine games (two starts) and registered 15 receptions for 231 yards (15.4 average) and a career-high four touchdowns... Also appeared in three postseason games, where he had two catches for 19 yards as well as an eight-yard kick return
- **12/24 at N.E.:** Totaled three receptions for 45 yards and a career-high two touchdowns
- **12/11 vs. CLE:** Had a season-high 58 receiving yards, including a career-long 45-yard touchdown catch
- **11/20 at PIT:** Recorded a trio of catches for 42 yards and his first career touchdown in his first NFL start

#### 2021 (Bengals)

- Played in seven games and had a pair of catches for 34 yards... Registered four punt returns for 31 yards
- **10/17 at DET:** Posted two punt returns for 26 yards
- **9/30 vs. JAX:** Had a 25-yard catch

#### 2020 (Bengals)

- Played in one game at HOU (12/27) where he had a five-yard catch

#### 2019 (Bengals)

- Made his NFL debut in a win vs. CLE (12/29)

### COLLEGE

- In four seasons at Stanford, recorded 152 receptions for 1,738 yards (11.4 average) and five touchdowns to go with 22 punt returns for 230 yards (10.5 average)
- His 152 catches and 1,738 receiving yards rank 10th and 12th in Stanford history, respectively
- Was a three-time Pac-12 All-Academic honorable mention (2016, 2017, 2018)

### PERSONAL

- Son of Craig and Ericka Irwin
- Set California state records in career receptions (285) and receiving yards (5,268) at Hart (Calif.) High School
- Finished his high school career with 61 total touchdowns (57 receiving)



- Ranked as a five-star recruit by Rivals and PrepStar
- Was named the 2014 Los Angeles Daily News Player of the Year and 2014 MaxPreps All-America First Team

### TRENTON IRWIN'S NFL REGULAR SEASON RUSHING/RECEIVING STATISTICS

DATE	TEAM	GP	GS	RECEIVING					RUSHING					
				NO.	YDS.	AVG.	LG	TD	NO.	YDS.	AVG.	LG	TD	
2019	Dolphins	0	0	0	0	0.0	0	0	0	0	0	0.0	0	0
2020	Bengals	1	0	1	5	5.0	5	0	0	0	0.0	0	0	0
Went from Cincinnati to Miami.														
2020	Dolphins	0	0	0	0	0.0	0	0	0	0	0.0	0	0	0
2020	TOTAL	1	0	1	5	5.0	5	0	0	0	0.0	0	0	0
2021	Bengals	7	0	2	34	17.0	25	0	0	0	0.0	0	0	0
2022	Bengals	9	2	15	231	15.4	45t	4	1	11	11.0	11	0	0
2023	Bengals	16	5	25	316	12.6	32t	1	0	0	0.0	0	0	0
2024	Bengals	7	2	3	15	5.0	6	0	0	0	0.0	0	0	0
Went from Cincinnati to Carolina.														
2024	Panthers	0	0	0	0	0.0	0	0	0	0	0.0	0	0	0
2024	TOTAL	7	2	3	15	5.0	6	0	0	0	0.0	0	0	0
<b>NFL TOTALS</b>		<b>40</b>	<b>9</b>	<b>46</b>	<b>601</b>	<b>13.1</b>	<b>45T</b>	<b>5</b>	<b>1</b>	<b>11</b>	<b>11.0</b>	<b>11</b>	<b>0</b>	<b>0</b>

### TRENTON IRWIN'S NFL POSTSEASON RUSHING/RECEIVING STATISTICS

DATE	TEAM	GP	GS	RECEIVING					RUSHING					
				NO.	YDS.	AVG.	LG	TD	NO.	YDS.	AVG.	LG	TD	
2021	Bengals	0	0	0	0	0.0	0	0	0	0	0.0	0	0	0
2022	Bengals	3	0	2	19	9.5	13	0	0	0	0.0	0	0	0
<b>NFL TOTALS</b>		<b>3</b>	<b>0</b>	<b>2</b>	<b>19</b>	<b>9.5</b>	<b>13</b>	<b>0</b>	<b>0</b>	<b>0</b>	<b>0.0</b>	<b>0</b>	<b>0</b>	<b>0</b>

### TRENTON IRWIN'S NFL REGULAR SEASON RETURN STATISTICS

DATE	TEAM	RET.	KICKOFF RETURNS				PUNT RETURNS						
			YDS.	AVG.	LG	TD	NO.	FC	YDS.	AVG.	LG	TD	
2019	Dolphins	0	0	0.0	0	0	0	0	0	0.0	0	0	0
2020	Bengals	0	0	0.0	0	0	0	0	0	0.0	0	0	0
Went from Cincinnati to Miami.													
2020	Dolphins	0	0	0.0	0	0	0	0	0	0.0	0	0	0
2020	TOTAL	0	0	0.0	0	0	0	0	0	0.0	0	0	0
2021	Bengals	0	0	0.0	0	0	3	4	31	10.3	15	0	0
2022	Bengals	0	0	0.0	0	0	0	0	0	0.0	0	0	0
2023	Bengals	1	8	8.0	8	0	10	5	98	9.8	28	0	0
2024	Bengals	0	0	0.0	0	0	8	4	56	7.0	17	0	0
Went from Cincinnati to Carolina.													
2024	Panthers	0	0	0.0	0	0	0	0	0	0.0	0	0	0
2024	TOTAL	0	0	0.0	0	0	8	4	56	7.0	17	0	0
<b>NFL TOTALS</b>		<b>1</b>	<b>8</b>	<b>8.0</b>	<b>8</b>	<b>0</b>	<b>21</b>	<b>13</b>	<b>185</b>	<b>8.8</b>	<b>28</b>	<b>0</b>	<b>0</b>

### TRENTON IRWIN'S NFL POSTSEASON RETURN STATISTICS

DATE	TEAM	RET.	KICKOFF RETURNS				PUNT RETURNS						
			YDS.	AVG.	LG	TD	NO.	FC	YDS.	AVG.	LG	TD	
2021	Bengals	0	0	0.0	0	0	0	0	0	0.0	0	0	0
2022	Bengals	1	8	8.0	8	0	0	0	0	0.0	0	0	0
<b>NFL TOTALS</b>		<b>1</b>	<b>8</b>	<b>8.0</b>	<b>8</b>	<b>0</b>	<b>0</b>	<b>0</b>	<b>0</b>	<b>0.0</b>	<b>0</b>	<b>0</b>	<b>0</b>



**SINGLE-GAME HIGHS: RUSHING/RECEIVING**

<b>Rush Attempts</b>	1 vs. Carolina Panthers, Nov 06, 2022	<b>Kickoff Return Yards</b>	8 vs. Houston Texans, Nov 12, 2023
<b>Rushing Yards</b>	11 vs. Carolina Panthers, Nov 06, 2022	<b>Longest Kickoff Return</b>	8 vs. Houston Texans, Nov 12, 2023
<b>Longest Runs</b>	11 vs. Carolina Panthers, Nov 06, 2022	<b>Fair Catches</b>	2 vs. Houston Texans, Nov 12, 2023
<b>Receptions</b>	8 at Arizona Cardinals, Oct 08, 2023		2 vs. Los Angeles Chargers, Dec 05, 2021
	4 at Pittsburgh Steelers, Dec 23, 2023	<b>Punt Return Yards</b>	68 at Arizona Cardinals, Oct 08, 2023
<b>Receiving Yards</b>	60 at Arizona Cardinals, Oct 08, 2023		26 at Detroit Lions, Oct 17, 2021
	58 vs. Cleveland Browns, Dec 11, 2022	<b>Longest Punt Return</b>	28 at Arizona Cardinals, Oct 08, 2023
<b>Receiving Average</b>	15.0 at New England Patriots, Dec 24, 2022		21 at Arizona Cardinals, Oct 08, 2023
	14.0 at Pittsburgh Steelers, Nov 20, 2022	<b>Punt Returns</b>	4 at Arizona Cardinals, Oct 08, 2023
<b>Longest Receptions</b>	45t vs. Cleveland Browns, Dec 11, 2022		2 vs. Buffalo Bills, Nov 05, 2023
	32t vs. Houston Texans, Nov 12, 2023	<b>Punt Return Average</b>	...1 more at 2.
	...1 more at 32.		17.0 at Arizona Cardinals, Oct 08, 2023
<b>Receiving TDs</b>	2 at New England Patriots, Dec 24, 2022	<b>Most TDs</b>	2 at New England Patriots, Dec 24, 2022
	1 vs. Houston Texans, Nov 12, 2023		1 vs. Houston Texans, Nov 12, 2023
	...2 more at 1.		...2 more at 1.
<b>All-Purpose Yards</b>	128 at Arizona Cardinals, Oct 08, 2023	<b>Miscellaneous Tackles</b>	1 vs. Cleveland Browns, Jan 07, 2024
	70 vs. Houston Texans, Nov 12, 2023		1 at Arizona Cardinals, Oct 08, 2023
<b>Kickoff Returns</b>	1 vs. Houston Texans, Nov 12, 2023	<b>Scrimmage Yards</b>	60 at Arizona Cardinals, Oct 08, 2023
			58 vs. Cleveland Browns, Dec 11, 2022

**SINGLE-GAME HIGHS - POSTSEASON: RUSHING/RECEIVING**

<b>Receptions</b>	1 at Kansas City Chiefs, Jan 29, 2023	<b>Kickoff Returns</b>	1 at Kansas City Chiefs, Jan 29, 2023
	1 at Buffalo Bills, Jan 22, 2023	<b>Kickoff Return Yards</b>	8 at Kansas City Chiefs, Jan 29, 2023
<b>Receiving Yards</b>	13 at Buffalo Bills, Jan 22, 2023	<b>Longest Kickoff Return</b>	8 at Kansas City Chiefs, Jan 29, 2023
	6 at Kansas City Chiefs, Jan 29, 2023	<b>Scrimmage Yards</b>	13 at Buffalo Bills, Jan 22, 2023
<b>Longest Receptions</b>	13 at Buffalo Bills, Jan 22, 2023		6 at Kansas City Chiefs, Jan 29, 2023
	6 at Kansas City Chiefs, Jan 29, 2023		
<b>All-Purpose Yards</b>	14 at Kansas City Chiefs, Jan 29, 2023		
	13 at Buffalo Bills, Jan 22, 2023		

**2024 GAME-BY-GAME REGULAR-SEASON STATISTICS (BENGALS/PANTHERS)**

DATE	OPPONENT	P/S	RECEIVING						RUSHING						W/L	SCORE
			NO.	YDS.	AVG.	LG	TD	NO.	YDS.	AVG.	LG	TD				
09/08	Patriots	S	1	6	6.0	6	0	0	0	0.0	0	0	0	L	10-16	
09/15	at Chiefs	P	1	5	5.0	5	0	0	0	0.0	0	0	0	L	25-26	
09/23	Commanders													L	33-38	
09/29	at Panthers													W	34-24	
10/06	Ravens													L	38-41+	
10/13	at Giants	P	0	0	0.0	0	0	0	0	0.0	0	0	0	W	17-7	
10/20	at Browns													W	21-14	
10/27	Eagles	S	1	4	4.0	4	0	0	0	0.0	0	0	0	L	17-37	
11/03	Raiders	P	0	0	0.0	0	0	0	0	0.0	0	0	0	W	41-24	
11/07	at Ravens	P	0	0	0.0	0	0	0	0	0.0	0	0	0	L	34-35	
11/17	at Chargers	P	0	0	0.0	0	0	0	0	0.0	0	0	0	L	27-34	
12/01	Steelers													L	38-44	
12/09	at Cowboys													W	27-20	
12/15	Cowboys													L	14-30	
12/22	Cardinals													W	36-30+	
12/29	at Buccaneers													L	14-48	
01/05	at Falcons													W	44-38+	
<b>2024 TOTALS</b>		<b>7-2</b>	<b>3</b>	<b>15</b>	<b>5.0</b>	<b>6</b>	<b>0</b>	<b>0</b>	<b>0</b>	<b>0.0</b>	<b>0</b>	<b>0</b>	<b>0</b>	<b>7-10</b>		

+ - Overtime



**2024 GAME-BY-GAME REGULAR-SEASON STATISTICS (BENGALS/PANTHERS)**

DATE	OPPONENT	P/S	KICKOFF RETURNS					PUNT RETURNS					W/L	SCORE	
			RET	YDS	AVG	LG	TD	NO	FC	YDS	AVG	LG			TD
09/08	Patriots	S	0	0	0.0	0	0	0	0	0	0.0	0	0	L	10-16
09/15	at Chiefs	P	0	0	0.0	0	0	0	0	0	0.0	0	0	L	25-26
09/23	Commanders							ON INACTIVE LIST					L	33-38	
09/29	at Panthers								DID NOT PLAY (NON-INJURY)					W	34-24
10/06	Ravens								ON INACTIVE LIST					L	38-41+
10/13	at Giants	P	0	0	0.0	0	0	0	0	0	0.0	0	0	W	17-7
10/20	at Browns								ON INACTIVE LIST					W	21-14
10/27	Eagles	S	0	0	0.0	0	0	0	0	0	0.0	0	0	L	17-37
11/03	Raiders	P	0	0	0.0	0	0	3	1	26	8.7	13	0	W	41-24
11/07	at Ravens	P	0	0	0.0	0	0	2	1	-4	-2.0	0	0	L	34-35
11/17	at Chargers	P	0	0	0.0	0	0	3	2	34	11.3	17	0	L	27-34
12/01	Steelers													L	38-44
12/09	at Cowboys													W	27-20
									Went from <b>Bengals</b> to <b>Panthers</b> .						
12/15	Cowboys													L	14-30
12/22	Cardinals													W	36-30+
12/29	at Buccaneers													L	14-48
01/05	at Falcons													W	44-38+
<b>2024 TOTALS</b>		<b>7-2</b>	<b>0</b>	<b>0</b>	<b>0.0</b>	<b>0</b>	<b>0</b>	<b>8</b>	<b>4</b>	<b>56</b>	<b>7.0</b>	<b>17</b>	<b>0</b>	<b>7-10</b>	

+ - Overtime





# JA'QUINDEN JACKSON | 38

**POSITION:** RUNNING BACK  
**HT:** 6-2 | **WT:** 233 | **DOB:** 9-12-2001  
**COLLEGE:** ARKANSAS  
**HOMETOWN:** DALLAS, TEXAS  
**ACQ:** UDFA-'25  
**EXP:** R

@leg3ndaryjaay  
 @leg3ndaryjaay

## KEY TRANSACTIONS

- Originally signed by Jacksonville as an undrafted free agent following the 2025 draft

## COLLEGE

- Played in 38 games (18 starts) over five seasons at Texas (2020), Utah (2021-23) and Arkansas (2024)
- Named 2024 Associated Press Second-Team All-SEC after rushing 149 times for 790 yards and 15 touchdowns, becoming the first Razorback since 2015 to rush for 15 touchdowns in a season
- Played in 12 games (11 starts) at Utah in 2023, leading the Utes in carries (161), rushing yards (797), rushing touchdowns (four) and 100-yard games (three)
- Appeared in 13 games while seeing action at quarterback, running back and on special teams in 2022... Ran for 531 yards and nine touchdowns on 78 carries for the season
- Played in three games as a backup quarterback in 2021, running six times for 30 yards and a touchdown

## PERSONAL

- Earned High School All-America and First-Team All-State honors at quarterback for Duncanville High School (Texas), leading the Panthers to two consecutive state title games
- As a senior, completed 100-of-163 passes for 1,711 yards with 21 touchdowns and five interceptions to go along with 1,030 yards rushing and 16 scores
- His junior season included 110-for-174 passing for 1,580 yards with 15 touchdowns and three picks paired with 1,497 yards rushing, 23 touchdowns and seven 100-yard games
- His cousin, Keontay Ingram, is an NFL running back and won Super Bowl LVIII with Kansas City

## JA'QUINDEN JACKSON'S COLLEGE RUSHING/RECEIVING STATISTICS

DATE	TEAM	GP	GS	RUSHING					RECEIVING				
				NO.	YDS.	AVG.	LG	TD	NO.	YDS.	AVG.	LG	TD
2020	Texas	1	0	0	0	0.0	0	0	0	0	0.0	0	0
2021	Utah	4	0	6	30	5.0	10	1	0	0	0.0	0	0
2022	Utah	12	0	78	531	6.8	66	9	1	8	8.0	8	0
2023	Utah	13	11	161	797	5.0	54	4	9	53	5.9	18	0
2024	Arkansas	10	7	149	790	5.3	46	15	13	139	10.7	26	0
<b>TOTALS</b>		<b>40</b>	<b>18</b>	<b>394</b>	<b>2,148</b>	<b>5.5</b>	<b>66</b>	<b>29</b>	<b>23</b>	<b>200</b>	<b>8.7</b>	<b>26</b>	<b>0</b>

## COLLEGE 2024 GAME-BY-GAME STATISTICS (ARKANSAS)

DATE	OPPONENT	P/S	RUSHING					RECEIVING					W/L	SCORE
			NO.	YDS.	AVG.	LG	TD	NO.	YDS.	AVG.	LG	TD		
08/29	Ark.-Pine Bluff	S	8	101	12.6	46	2	2	20	10.0	14	0	W	70-0
09/07	at Oklahoma St.	S	24	149	6.2	26	3	2	21	10.5	13	0	L	31-39+
09/14	UAB	S	15	147	9.8	28	1	1	8	8.0	8	0	W	37-27
09/21	at Auburn	S	22	75	3.4	10	2	0	0	0.0	0	0	W	24-14
09/28	at Texas A&M	S	10	37	3.7	11	1	3	36	12.0	16	0	L	17-21
10/05	Tennessee	S	20	57	2.9	22	1	2	33	16.5	26	0	W	19-14
10/19	LSU	S	5	26	5.2	8	0	1	7	7.0	7	0	L	10-34
10/26	at Mississippi St.							DID NOT PLAY (NON-INJURY)					W	58-25
11/02	Ole Miss							DID NOT PLAY (NON-INJURY)					L	31-63
11/16	Texas	P	11	56	5.1	12	1	0	0	0.0	0	0	L	10-20
11/23	Louisiana Tech	P	16	55	3.4	13	1	0	0	0.0	0	0	W	35-14
11/30	at Missouri	P	18	87	4.8	12	3	2	14	7.0	7	0	L	21-28
12/27	Texas Tech							DID NOT PLAY (NON-INJURY)					W	39-26
<b>2024 TOTALS</b>		<b>10-7</b>	<b>149</b>	<b>790</b>	<b>5.3</b>	<b>46</b>	<b>15</b>	<b>13</b>	<b>139</b>	<b>10.7</b>	<b>26</b>	<b>0</b>	<b>7-6</b>	

+ - Overtime





# JORDAN JEFFERSON | 98

**POSITION:** DEFENSIVE TACKLE  
**HT:** 6-2 | **WT:** 316 | **DOB:** 9-24-2001  
**COLLEGE:** LSU  
**HOMETOWN:** NAVARRE, FLA.  
**ACQ:** D4-'24  
**EXP:** 2nd YEAR

@\_JJefferson\_95  
 @jordanjefferson95

## KEY TRANSACTIONS

- Originally drafted by Jacksonville in the fourth round (116th overall) in the 2024 draft

## PRO

### 2024 (Jaguars)

- Saw action in eight games in his rookie season and totaled 12 tackles (five solo), 1.0 sack, one tackle for loss, one quarterback hit and one pass defended
- 12/29 vs. TEN:** Saw action at defensive tackle and recorded one pass defended
- 11/17 at DET:** Saw action at defensive tackle and recorded a career-high-tying three tackles (two solo)
- 11/3 at PHI:** Registered one solo tackle, one tackle for loss, one quarterback hit and 1.0 sack... His sack was the first of his career

## COLLEGE

- Played in 13 games (six starts) for LSU after appearing in 42 games (17 starts) for West Virginia from 2019-22
- Finished his college career with 90 tackles, 21.5 tackles for loss and 6.0 sacks
- Was awarded Academic All-Big 12 in 2021 and 2022

## PERSONAL

- Played high school football at Navarre in Navarre, Fla.
- Father, AJ Jefferson, played college football at Alcorn State

## JORDAN JEFFERSON'S NFL REGULAR SEASON DEFENSIVE STATISTICS

DATE	TEAM	GP	TACKLES							INTERCEPTIONS						O. FUMB			ST				MISC					
			GS	TK	S	A	TFL	YDS	SK	YDS	QBH	NO	YDS	LG	TD	PD	FF	FR	TD	YDS	TK	S	A	FF	FR	S	A	
2024	Jaguars	8	0	12	5	7	1	9	1.0	9.0	1	0	0	0	0	1	0	0	0	0	0	0	0	0	0	0	0	0
<b>NFL TOTALS</b>		<b>8</b>	<b>0</b>	<b>12</b>	<b>5</b>	<b>7</b>	<b>1</b>	<b>9</b>	<b>1.0</b>	<b>9.0</b>	<b>1</b>	<b>0</b>	<b>0</b>	<b>0</b>	<b>0</b>	<b>1</b>	<b>0</b>	<b>0</b>	<b>0</b>	<b>0</b>	<b>0</b>	<b>0</b>	<b>0</b>	<b>0</b>	<b>0</b>	<b>0</b>	<b>0</b>	

### SINGLE-GAME HIGHS: DEFENSIVE

**Total Tackles** 3 at Detroit Lions, Nov 17, 2024  
3 vs. Green Bay Packers, Oct 27, 2024

**Solo Tackles** 2 at Detroit Lions, Nov 17, 2024  
1 vs. Minnesota Vikings, Nov 10, 2024  
...2 more at 1.



2024 GAME-BY-GAME REGULAR-SEASON STATISTICS (JAGUARS)

DATE	OPPONENT	P/S	TACKLES							INTERCEPTIONS					O. FUMB				ST				MISC		W/L	SCORE		
			TK	S	A	SK	YDS	TFL	YDS	QBH	NO	YDS	LG	TD	PD	FF	FR	TD	YDS	TK	S	A	FF	FR			S	A
09/08	at Dolphins																									L	17-20	
09/15	Browns																									L	13-18	
09/23	at Bills																									L	10-47	
09/29	at Texans																									L	20-24	
10/06	Colts																									W	37-34	
10/13	at Bears	P	1	0	1	0.0	0.0	0	0	0	0	0	0	0	0	0	0	0	0	0	0	0	0	0	0	0	L	16-35
10/20	Patriots	P	0	0	0	0.0	0.0	0	0	0	0	0	0	0	0	0	0	0	0	0	0	0	0	0	0	0	W	32-16
10/27	Packers	P	3	1	2	0.0	0.0	0	0	0	0	0	0	0	0	0	0	0	0	0	0	0	0	0	0	0	L	27-30
11/03	at Eagles	P	1	1	0	1.0	9.0	1	9	1	0	0	0	0	0	0	0	0	0	0	0	0	0	0	0	0	L	23-28
11/10	Vikings	P	2	1	1	0.0	0.0	0	0	0	0	0	0	0	0	0	0	0	0	0	0	0	0	0	0	0	L	7-12
11/17	at Lions	P	3	2	1	0.0	0.0	0	0	0	0	0	0	0	0	0	0	0	0	0	0	0	0	0	0	0	L	6-52
12/01	Texans																									L	20-23	
12/08	at Titans																									W	10-6	
12/15	Jets																									L	25-32	
12/22	at Raiders																									L	14-19	
12/29	Titans	P	0	0	0	0.0	0.0	0	0	0	0	0	0	0	1	0	0	0	0	0	0	0	0	0	0	0	W	20-13
01/05	at Colts	P	2	0	2	0.0	0.0	0	0	0	0	0	0	0	0	0	0	0	0	0	0	0	0	0	0	0	L	23-26+
<b>2024 TOTALS</b>		<b>8-0</b>	<b>12</b>	<b>5</b>	<b>7</b>	<b>1.0</b>	<b>9.0</b>	<b>1</b>	<b>9</b>	<b>1</b>	<b>0</b>	<b>0</b>	<b>0</b>	<b>0</b>	<b>1</b>	<b>0</b>	<b>0</b>	<b>0</b>	<b>0</b>	<b>0</b>	<b>0</b>	<b>0</b>	<b>0</b>	<b>0</b>	<b>0</b>	<b>0</b>	<b>4-13</b>	

+ - Overtime





# ANTONIO JOHNSON | 26

**POSITION:** SAFETY  
**HT:** 6-2 | **WT:** 198 | **DOB:** 10-29-2001  
**COLLEGE:** TEXAS A&M  
**HOMETOWN:** EAST ST. LOUIS, ILL.  
**ACQ:** D5-23  
**EXP:** 3rd YEAR

Antonio\_Johns0n  
 iamaj2x

## KEY TRANSACTIONS

- Originally drafted by Jacksonville in the 5th round (160 overall) of the 2023 draft

## PRO

### 2024 (Jaguars)

- Saw action in all 17 games and made eight starts... Recorded 72 tackles (54 solo), two passes defended and one tackle for loss... Posted one solo tackle on special teams
- 10/6 vs. IND:** Started at safety and recorded a career-high 11 tackles (eight solo)
- 9/29 at HOU:** Started at safety and recorded five tackles (all solo) and one pass defended
- 9/8 at MIA:** Started at safety and recorded nine tackles (five solo) and one tackle for loss

### 2023 (Jaguars)

- Appeared in 13 games with three starts as a rookie... Recorded 14 tackles (11 solo), three passes defended, two interceptions, one forced fumble and one quarterback hit... Added three tackles (two solo) on special teams
- 12/31 vs. CAR:** Started at safety and posted two solo tackles, one pass defended and one interception for a 27-yard gain... Was one of six rookies to record multiple interceptions over the season
- 12/10 at CLE:** Posted two total tackles (one solo), one forced fumble, 1.0 sack and one pass defended
- 10/29 at PIT:** Recorded his first career interception, which he returned for 23 yards

## COLLEGE

- Played in 28 games, making 22 starts, in three years at Texas A&M
- Recorded 164 total tackles (97 solo), 14 tackles for loss and eight passes defended
- Was a member of the 2022 AP All-SEC First Team and 2021 PFF All-America First Team

## PERSONAL

- Finished his senior season at East St. Louis High School in Illinois as an Army All-American
- Played on both sides of the ball in high school, recording 98 tackles and two interceptions on defense and 39 receptions for 830 yards and seven touchdowns on offense
- Has one dog named Rambo
- Favorite player growing up was Troy Polamalu

## ANTONIO JOHNSON'S NFL REGULAR SEASON DEFENSIVE STATISTICS

DATE	TEAM	GP	TACKLES								INTERCEPTIONS					O. FUMB				ST				MISC				
			GS	TK	S	A	TFL	YDS	SK	YDS	QBH	NO	YDS	LG	TD	PD	FF	FR	TD	YDS	TK	S	A	FF	FR	S	A	
2023	Jaguars	13	3	14	11	3	0	0	1.0	4.0	1	2	50	27	0	3	1	0	0	0	0	3	2	1	0	0	0	0
2024	Jaguars	17	8	72	54	18	1	1	0.0	0.0	0	0	0	0	0	2	0	0	0	0	0	1	1	0	0	0	0	
<b>NFL TOTALS</b>		<b>30</b>	<b>11</b>	<b>86</b>	<b>65</b>	<b>21</b>	<b>1</b>	<b>1</b>	<b>1.0</b>	<b>4.0</b>	<b>1</b>	<b>2</b>	<b>50</b>	<b>27</b>	<b>0</b>	<b>5</b>	<b>1</b>	<b>0</b>	<b>0</b>	<b>0</b>	<b>4</b>	<b>3</b>	<b>1</b>	<b>0</b>	<b>0</b>	<b>0</b>	<b>0</b>	

### SINGLE-GAME HIGHS: DEFENSIVE

<b>Total Tackles</b>	11 vs. Indianapolis Colts, Oct 06, 2024 9 at Miami Dolphins, Sep 08, 2024	<b>Interceptions</b>	1 vs. Carolina Panthers, Dec 31, 2023 1 at Pittsburgh Steelers, Oct 29, 2023
<b>Solo Tackles</b>	8 vs. Indianapolis Colts, Oct 06, 2024 5 at Tennessee Titans, Dec 08, 2024 ...5 more at 5.	<b>Interception Return Yards</b>	27 vs. Carolina Panthers, Dec 31, 2023 23 at Pittsburgh Steelers, Oct 29, 2023
<b>Passes Defended</b>	1 vs. Tennessee Titans, Dec 29, 2024 1 at Houston Texans, Sep 29, 2024 ...3 more at 1.	<b>Special Teams Tackles</b>	2 vs. San Francisco 49ers, Nov 12, 2023 1 vs. Tennessee Titans, Dec 29, 2024 ...1 more at 1.
<b>Tackles For Loss</b>	1 at Miami Dolphins, Sep 08, 2024		



2024 GAME-BY-GAME REGULAR-SEASON STATISTICS (JAGUARS)

DATE	OPPONENT	P/S	TACKLES									INTERCEPTIONS					O. FUMB				ST				MISC		SCORE	
			TK	S	A	SK	YDS	TFL	YDS	QBH	NO	YDS	LG	TD	PD	FF	FR	TD	YDS	TK	S	A	FF	FR	S	A		W/L
09/08	at Dolphins	S	9	5	4	0.0	0.0	1	1	0	0	0	0	0	0	0	0	0	0	0	0	0	0	0	0	0	L	17-20
09/15	Browns	S	5	5	0	0.0	0.0	0	0	0	0	0	0	0	0	0	0	0	0	0	0	0	0	0	0	L	13-18	
09/23	at Bills	S	6	5	1	0.0	0.0	0	0	0	0	0	0	0	0	0	0	0	0	0	0	0	0	0	0	L	10-47	
09/29	at Texans	S	5	5	0	0.0	0.0	0	0	0	0	0	0	0	0	0	0	0	0	0	0	0	0	0	0	L	20-24	
10/06	Colts	S	11	8	3	0.0	0.0	0	0	0	0	0	0	0	0	0	0	0	0	0	0	0	0	0	0	W	37-34	
10/13	at Bears	S	4	1	3	0.0	0.0	0	0	0	0	0	0	0	0	0	0	0	0	0	0	0	0	0	0	L	16-35	
10/20	Patriots	P	1	0	1	0.0	0.0	0	0	0	0	0	0	0	0	0	0	0	0	0	0	0	0	0	0	W	32-16	
10/27	Packers	P	1	1	0	0.0	0.0	0	0	0	0	0	0	0	0	0	0	0	0	0	0	0	0	0	0	L	27-30	
11/03	at Eagles	P	1	1	0	0.0	0.0	0	0	0	0	0	0	0	0	0	0	0	0	0	0	0	0	0	0	L	23-28	
11/10	Vikings	P	4	3	1	0.0	0.0	0	0	0	0	0	0	0	0	0	0	0	0	0	0	0	0	0	0	L	7-12	
11/17	at Lions	P	4	2	2	0.0	0.0	0	0	0	0	0	0	0	0	0	0	0	0	0	0	0	0	0	0	L	6-52	
12/01	Texans	P	5	5	0	0.0	0.0	0	0	0	0	0	0	0	0	0	0	0	0	0	0	0	0	0	0	L	20-23	
12/08	at Titans	S	5	5	0	0.0	0.0	0	0	0	0	0	0	0	0	0	0	0	0	0	0	0	0	0	0	W	10-6	
12/15	Jets	S	4	2	2	0.0	0.0	0	0	0	0	0	0	0	0	0	0	0	0	0	0	0	0	0	0	L	25-32	
12/22	at Raiders	P	2	2	0	0.0	0.0	0	0	0	0	0	0	0	0	0	0	0	0	0	0	0	0	0	0	L	14-19	
12/29	Titans	P	2	2	0	0.0	0.0	0	0	0	0	0	0	0	0	0	0	0	0	0	0	0	0	0	0	W	20-13	
01/05	at Colts	P	3	2	1	0.0	0.0	0	0	0	0	0	0	0	0	0	0	0	0	0	0	0	0	0	0	L	23-26+	
<b>2024 TOTALS</b>			<b>17-8</b>	<b>72</b>	<b>54</b>	<b>18</b>	<b>0.0</b>	<b>0.0</b>	<b>1</b>	<b>1</b>	<b>0</b>	<b>0</b>	<b>0</b>	<b>0</b>	<b>0</b>	<b>0</b>	<b>0</b>	<b>0</b>	<b>0</b>	<b>0</b>	<b>1</b>	<b>1</b>	<b>0</b>	<b>0</b>	<b>0</b>	<b>0</b>	<b>4-13</b>	

+ - Overtime





# FRED JOHNSON | 74

**POSITION:** OFFENSIVE LINEMAN  
**HT:** 6-7 | **WT:** 326 | **DOB:** 6-5-1997  
**COLLEGE:** FLORIDA  
**HOMETOWN:** ROYAL PALM BEACH, FLA.  
**ACQ:** UFA (PHI)-'25  
**EXP:** 7th YEAR

@freddadon74  
 @fredo\_kruegerltxv



## KEY TRANSACTIONS

- Originally signed by Pittsburgh as an undrafted free agent on 4/27/19
- Waived by Pittsburgh on 10/11/19
- Claimed off waivers by Cincinnati on 10/14/19
- Waived by Cincinnati on 3/23/22
- Signed with Tampa Bay on 3/25/22
- Waived by Tampa Bay on 11/1/22
- Signed to Philadelphia's practice squad on 11/8/23
- Signed with Philadelphia on 8/24/23
- Signed with Jacksonville on 3/19/25

## PRO

### 2024 (Eagles)

- Appeared in all 17 regular-season games (six starts) and four postseason games, including the Super Bowl victory... Part of an offensive line that helped the Eagles rush for 3,048 yards in 2024, which set a single-season franchise record and ranked sixth in a season in NFL history
- **12/29 vs. DAL:** Saw action at tackle and on special teams... Helped block for Eagles RB Saquon Barkley, who recorded 167 rushing yards to set the Eagles' single-season record (2,005) and become the ninth player in NFL history to rush for 2,000-plus yards in a season
- **11/3 vs. JAX:** Started at left tackle and played 78-of-79 offensive snaps... Blocked for a rushing unit that posted 237 yards and two rushing touchdowns
- **10/27 at CIN:** Started at left tackle and played all 61 offensive snaps... Part of an offensive line that did not allow a sack

### 2023 (Eagles)

- Saw action in all 17 regular-season games and one playoff appearance, tallying 37 total snaps

### 2022 (Eagles)

- Spent time on the team's practice squad during the Eagles' 2022 campaign that led to a Super Bowl LVII appearance

### 2022 (Buccaneers)

- Saw action in five games

### 2021 (Bengals)

- Saw action in five regular season games (one start) as part of a season that culminated in a Bengals Super Bowl LVI appearance

### 2020 (Bengals)

- Saw action in 12 games (six starts)... Spent time on the team's Reserve/COVID-19 list

### 2019 (Bengals)

- Saw action in six games (one start)

## COLLEGE

- Spent four seasons at Florida (2015-18) where he made 44 appearances (31 starts)
- In his senior season in 2018, Florida's offensive line allowed 18.0 sacks, ranking third in the SEC and 20th in the nation
- Named to the 2018 SEC Football Community Service team and the Wuerffel Trophy Watch List for his work in the community

## PERSONAL

- Originally from Royal Palm Beach, Fla.
- While at the University of Florida, he mentored youth in juvenile detention centers through the VERB Kind program, which aims to help at-risk individuals a second chance through mentoring, education and providing community resources
- A bucket list item of his is to travel to all seven wonders of the world, and to visit each continent



### FRED JOHNSON'S NFL REGULAR SEASON STATISTICS

DATE	TEAM	GP	GS
2019	Steelers	0	0
Went from Pittsburgh to Cincinnati.			
2019	Bengals	6	1
2019	TOTAL	6	1
2020	Bengals	12	6
2021	Bengals	5	1
2022	Buccaneers	5	0
Went from Tampa Bay to Philadelphia.			
2022	Eagles	0	0
2022	TOTAL	5	0
2023	Eagles	17	0
2024	Eagles	17	6
<b>NFL TOTALS</b>		<b>62</b>	<b>14</b>

### FRED JOHNSON'S NFL POSTSEASON STATISTICS

DATE	TEAM	GP	GS
2021	Bengals	0	0
2022	Eagles	0	0
2023	Eagles	1	0
2024	Eagles	4	0
<b>NFL TOTALS</b>		<b>5</b>	<b>0</b>

### 2024 GAME-BY-GAME REGULAR-SEASON STATISTICS (EAGLES)

DATE	OPPONENT	P/S	W/L	SCORE
09/06	Packers	P	W	34-29
09/16	Falcons	P	L	21-22
09/22	at Saints	P	W	15-12
09/29	at Buccaneers	S	L	16-33
10/13	Browns	P	W	20-16
10/20	at Giants	S	W	28-3
10/27	at Bengals	S	W	37-17
11/03	Jaguars	S	W	28-23
11/10	at Cowboys	S	W	34-6
11/14	Commanders	P	W	26-18
11/24	at Rams	P	W	37-20
12/01	at Ravens	P	W	24-19
12/08	Panthers	P	W	22-16
12/15	Steelers	P	W	27-13
12/22	at Commanders	P	L	33-36
12/29	Cowboys	P	W	41-7
01/05	Giants	S	W	20-13
<b>2024 TOTALS</b>		<b>17-6</b>	<b>14-3</b>	

### 2024 GAME-BY-GAME POSTSEASON STATISTICS (EAGLES)

DATE	OPPONENT	P/S	W/L	SCORE
01/12	Packers	P	W	22-10
01/19	Rams	P	W	28-22
01/26	Commanders	P	W	55-23
02/09	Chiefs	P	W	40-22
<b>2024 TOTALS</b>		<b>4-0</b>	<b>4-0</b>	





# J.J. JONES | 87

**POSITION:** WIDE RECEIVER  
**HT:** 6-3 | **WT:** 210 | **DOB:** 8-5-2003  
**COLLEGE:** NORTH CAROLINA  
**HOMETOWN:** MYRTLE BEACH, S.C.  
**ACQ:** UDFA-'25  
**EXP:** R

@jjjones\_5  
 @thejjjones

## KEY TRANSACTIONS

- Originally signed by Jacksonville as an undrafted free agent following the 2025 draft

## COLLEGE

- Played in 47 games over four seasons at North Carolina (2021-24), totaling 110 catches for 1,794 yards and 11 touchdowns
- Posted 36 catches for 582 yards and a career-high six touchdowns in 2024... Named a semifinalist for the William V. Campbell Trophy, given to the top college football player with the best combination of academics, leadership, and on-field performance
- Started all 13 games in 2023 and led the team in receptions (46) and receiving yards (711), both career highs, along with three touchdowns... Named to the All-ACC Academic Team
- Appeared in 14 games (12 starts) at wide receiver and finished the year with 24 receptions for 434 yards in 2022... His 18.08 yards per catch were second on the team
- Played in seven games as a true freshman (2021), totaling four catches for 67 yards

## PERSONAL

- Attended Myrtle Beach High School (S.C.)
- Recorded 100 receptions for 1,760 yards and 29 touchdowns over his three prep seasons
- Posted 52 receptions for 1,017 yards and 13 touchdowns as a senior, earning First-Team All-Region honors
- Tallied 40 receptions for 654 yards and 14 touchdowns as a junior despite missing four games to be named Third-Team All-State
- Also played basketball, helping Myrtle Beach reach the state championship game as a junior

### J.J. JONES' COLLEGE RUSHING/RECEIVING STATISTICS

DATE	TEAM	GP	GS	RUSHING					RECEIVING				
				NO.	YDS.	AVG.	LG	TD	NO.	YDS.	AVG.	LG	TD
2021	North Carolina	8	0	0	0	0.0	0	0	4	67	16.8	46	0
2022	North Carolina	14	12	0	0	0.0	0	0	24	434	18.1	74	2
2023	North Carolina	13	13	0	0	0.0	0	0	46	711	15.5	57	3
2024	North Carolina	12	12	0	0	0.0	0	0	36	582	16.2	53	6
<b>TOTALS</b>		<b>47</b>	<b>37</b>	<b>0</b>	<b>0</b>	<b>0.0</b>	<b>0</b>	<b>0</b>	<b>110</b>	<b>1,794</b>	<b>16.3</b>	<b>74</b>	<b>11</b>

### COLLEGE 2024 GAME-BY-GAME STATISTICS (NORTH CAROLINA)

DATE	OPPONENT	P/S	RUSHING					RECEIVING					W/L	SCORE	
			NO.	YDS.	AVG.	LG	TD	NO.	YDS.	AVG.	LG	TD			
08/29	at Minnesota	S	0	0	0.0	0	0	3	52	17.3	32	0	W	19-17	
09/07	Charlotte	S	0	0	0.0	0	0	2	31	15.5	18	0	W	38-20	
09/14	N.C. Central		DID NOT PLAY (NON-INJURY)											W	45-10
09/21	James Madison	S	0	0	0.0	0	0	5	86	17.2	29	0	L	50-70	
09/28	at Duke	S	0	0	0.0	0	0	5	89	17.8	38	1	L	20-21	
10/05	Pittsburgh	S	0	0	0.0	0	0	2	36	18.0	19	0	L	24-34	
10/12	Georgia Tech	S	0	0	0.0	0	0	3	64	21.3	53	1	L	34-41	
10/26	at Virginia	S	0	0	0.0	0	0	5	129	25.8	37	2	W	41-14	
11/02	at Florida St.	S	0	0	0.0	0	0	0	0	0.0	0	0	W	35-11	
11/16	Wake Forest	S	0	0	0.0	0	0	2	35	17.5	20	1	W	31-24	
11/23	at Boston College	S	0	0	0.0	0	0	3	23	7.7	12	0	L	21-41	
11/30	NC State	S	0	0	0.0	0	0	3	19	6.3	17	1	L	30-35	
12/28	UConn	S	0	0	0.0	0	0	2	12	6.0	7	0	L	14-27	
<b>2024 TOTALS</b>		<b>12-12</b>	<b>0</b>	<b>0</b>	<b>0.0</b>	<b>0</b>	<b>0</b>	<b>35</b>	<b>576</b>	<b>16.5</b>	<b>53</b>	<b>6</b>	<b>6-7</b>		





# JARRIAN JONES | 22

**POSITION:** CORNERBACK  
**HT:** 5-11 | **WT:** 190 | **DOB:** 5-8-2001  
**COLLEGE:** FLORIDA STATE  
**HOMETOWN:** MAGEE, MISS.  
**ACQ:** D3-24  
**EXP:** 2nd YEAR

@JarrianJones  
 @iamjarrianjones

## KEY TRANSACTIONS

- Originally drafted by Jacksonville in the third round (96th overall) in the 2024 draft

## PRO

### 2024 (Jaguars)

- Selected to the Pro Football Focus All-Rookie Team
- Appeared in 17 games and made four starts as a rookie... Posted 40 tackles (30 solo), eight passes defended, 2.0 sacks, two quarterback hits, one interception and one tackle for loss
- 1/5 at IND:** Recorded three tackles (two solo), one quarterback hit, 1.0 sack and one pass defended... Became the only rookie defensive back in the NFL to have registered at least 2.0 sacks
- 12/15 vs. NYJ:** Started at cornerback and recorded two solo tackles and two passes defended... Became one of three rookie defensive backs in the league to notch two passes defended in back-to-back games
- 10/8 at TEN:** Recorded five tackles (two solo), two passes defended and 1.0 sack, all career-highs... His sack marked the first of his career
- 10/27 vs. G.B.:** Started at cornerback and recorded one tackle, one pass defended and one interception... His interception was the first of his career

## COLLEGE

- Appeared in 55 games with 29 starts and recorded 96 tackles, 12 passes defended, five interceptions, 5.5 tackles for loss, two fumble recoveries and 1.0 sack at Florida State
- During his senior season (2023), he was named Honorable Mention All-ACC and was awarded the Bobby Bowden Leadership Award
- First player in FSU history with 1.0 sack, one tackle for loss, one forced fumble, one fumble recovery and one interception in a single game
- Spent the 2019 season at Mississippi State before transferring to Florida State

## PERSONAL

- Son of Rhonda Jones and Andrew Jones
- Attended Northwest Rankin High School in Flowood, Miss.
- Rated as a four-star prospect and No. 13 in Mississippi by 247Sports and ESPN

## JARRIAN JONES' NFL REGULAR SEASON DEFENSIVE STATISTICS

DATE	TEAM	GP	TACKLES							INTERCEPTIONS							O. FUMB				ST				MISC			
			GS	TK	S	A	TFL	YDS	SK	YDS	QBH	NO	YDS	LG	TD	PD	FF	FR	TD	YDS	TK	S	A	FF	FR	S	A	
2024	Jaguars	17	4	40	30	10	1	9	2.0	9.0	2	1	0	0	0	8	0	0	0	0	0	0	0	0	0	0	0	0
<b>NFL TOTALS</b>		<b>17</b>	<b>4</b>	<b>40</b>	<b>30</b>	<b>10</b>	<b>1</b>	<b>9</b>	<b>2.0</b>	<b>9.0</b>	<b>2</b>	<b>1</b>	<b>0</b>	<b>0</b>	<b>0</b>	<b>8</b>	<b>0</b>	<b>0</b>	<b>0</b>	<b>0</b>	<b>0</b>	<b>0</b>	<b>0</b>	<b>0</b>	<b>0</b>	<b>0</b>	<b>0</b>	

### SINGLE-GAME HIGHS: DEFENSIVE

<b>Total Tackles</b>	5 vs. Tennessee Titans, Dec 29, 2024 5 at Tennessee Titans, Dec 08, 2024	<b>Passes Defended</b>	2 vs. New York Jets, Dec 15, 2024 2 at Tennessee Titans, Dec 08, 2024
<b>Solo Tackles</b>	4 vs. Tennessee Titans, Dec 29, 2024 4 at Las Vegas Raiders, Dec 22, 2024	<b>Tackles For Loss</b>	1 at Tennessee Titans, Dec 08, 2024
<b>Sacks</b>	1.0 at Indianapolis Colts, Jan 05, 2025 1.0 at Tennessee Titans, Dec 08, 2024		



2024 GAME-BY-GAME REGULAR-SEASON STATISTICS (JAGUARS)

DATE	OPPONENT	P/S	TACKLES							INTERCEPTIONS					O. FUMB				ST				MISC		SCORE			
			TK	S	A	SK	YDS	TFL	YDS	QBH	NO	YDS	LG	TD	PD	FF	FR	TD	YDS	TK	S	A	FF	FR		S	A	W/L
09/08	at Dolphins	P	1	0	1	0.0	0.0	0	0	0	0	0	0	0	0	0	0	0	0	0	0	0	0	0	0	0	L	17-20
09/15	Browns	P	3	3	0	0.0	0.0	0	0	0	0	0	0	0	0	0	0	0	0	0	0	0	0	0	0	L	13-18	
09/23	at Bills	P	2	2	0	0.0	0.0	0	0	0	0	0	0	0	0	0	0	0	0	0	0	0	0	0	0	L	10-47	
09/29	at Texans	P	4	3	1	0.0	0.0	0	0	0	0	0	0	0	0	0	0	0	0	0	0	0	0	0	0	L	20-24	
10/06	Colts	P	1	0	1	0.0	0.0	0	0	0	0	0	0	0	1	0	0	0	0	0	0	0	0	0	0	W	37-34	
10/13	at Bears	P	0	0	0	0.0	0.0	0	0	0	0	0	0	0	0	0	0	0	0	0	0	0	0	0	0	L	16-35	
10/20	Patriots	P	3	3	0	0.0	0.0	0	0	0	0	0	0	0	1	0	0	0	0	0	0	0	0	0	0	W	32-16	
10/27	Packers	S	1	0	1	0.0	0.0	0	0	0	1	0	0	0	1	0	0	0	0	0	0	0	0	0	0	L	27-30	
11/03	at Eagles	P	1	1	0	0.0	0.0	0	0	0	0	0	0	0	0	0	0	0	0	0	0	0	0	0	0	L	23-28	
11/10	Vikings	P	2	2	0	0.0	0.0	0	0	0	0	0	0	0	0	0	0	0	0	0	0	0	0	0	0	L	7-12	
11/17	at Lions	P	3	2	1	0.0	0.0	0	0	0	0	0	0	0	0	0	0	0	0	0	0	0	0	0	0	L	6-52	
12/01	Texans	S	0	0	0	0.0	0.0	0	0	0	0	0	0	0	0	0	0	0	0	0	0	0	0	0	0	L	20-23	
12/08	at Titans	P	5	2	3	1.0	9.0	1	9	1	0	0	0	0	2	0	0	0	0	0	0	0	0	0	0	W	10-6	
12/15	Jets	S	2	2	0	0.0	0.0	0	0	0	0	0	0	0	2	0	0	0	0	0	0	0	0	0	0	L	25-32	
12/22	at Raiders	P	4	4	0	0.0	0.0	0	0	0	0	0	0	0	0	0	0	0	0	0	0	0	0	0	0	L	14-19	
12/29	Titans	P	5	4	1	0.0	0.0	0	0	0	0	0	0	0	0	0	0	0	0	0	0	0	0	0	0	W	20-13	
01/05	at Colts	S	3	2	1	1.0	0.0	0	0	1	0	0	0	0	1	0	0	0	0	0	0	0	0	0	0	L	23-26+	
<b>2024 TOTALS</b>			<b>17-4</b>	<b>40</b>	<b>30</b>	<b>10</b>	<b>2.0</b>	<b>9.0</b>	<b>1</b>	<b>9</b>	<b>2</b>	<b>1</b>	<b>0</b>	<b>0</b>	<b>0</b>	<b>8</b>	<b>0</b>	<b>0</b>	<b>0</b>	<b>0</b>	<b>0</b>	<b>0</b>	<b>0</b>	<b>0</b>	<b>0</b>	<b>0</b>	<b>4-13</b>	

+ - Overtime





# JACK KISER | 54

POSITION: LINEBACKER  
 HT: 6-2 | WT: 231 | DOB: 9-10-2000  
 COLLEGE: NOTRE DAME  
 HOMETOWN: ROYAL CENTER, IND.  
 ACQ: D4-'25  
 EXP: R

@JBKiser4  
 @jbkiser4

## KEY TRANSACTIONS

- Originally drafted by Jacksonville in the fourth round (107th overall) of the 2025 draft

## COLLEGE

- Owns Notre Dame's school record in career games played (70)
- Career totals include 275 tackles, 16 tackles for loss, 11 passes defended, 6.0 sacks, six forced fumbles, four interceptions (including two pick-sixes) and a blocked kick
- Named a finalist for the William V. Campbell Trophy (the top college football player with the best combination of academics, leadership, and on-field performance), Wuerrfel Trophy (the player who best combines exemplary community service with athletic and academic achievement) and Freddie Solomon Community Spirit Award in 2024
- Served as a team captain and led the Fighting Irish with 90 tackles en route to a National Championship appearance in his final season (2024)
- Finished third on the team with 62 tackles and tied for the team lead with 41 solo tackles in 2023 in addition to being named Notre Dame Special Teams Player of the Year

## PERSONAL

- Attended Pioneer Junior-Senior High School (Royal Center, Ind.), where he played both quarterback and linebacker and won the 2018 Indiana Mr. Football Award
- Achieved a 3.82 undergraduate GPA, majoring in business analytics, and a 3.97 GPA to earn his master's degree in accountancy
- Led and participated in a number of community-facing initiatives during his time at Notre Dame, including twice serving as the player committee chairman for the program's Cleats For a Cause initiative; serving as the Fighting Irish Fight For Life football team lead for three years; and working with local low-income families to perform tax returns
- Grew up on a 500-acre farm in Indiana

### JACK KISER'S COLLEGE DEFENSIVE STATISTICS

DATE TEAM	GP	GS	TK	S	TACKLES							INTERCEPTIONS				O. FUMB				ST			MISC								
					A	TFL	YDS	SK	YDS	QBH	NO	YDS	LG	TD	PD	FF	FR	TD	YDS	TK	S	A	FF	FR	S	A					
2019 Notre Dame	4	0	0	0	0	0.0	0.0	0.0	0.0	0	0	0	0	0	0	0	0	0	0	0	0	0	0	0	0	0	0	0	0	0	0
2020 Notre Dame	11	1	20	16	4	3.0	5.0	0.0	0.0	1	1	2	2	0	0	0	0	0	0	0	0	0	0	0	0	0	0	0	0	0	0
2021 Notre Dame	13	8	45	26	19	1.0	3.0	0.0	0.0	2	2	109	66	2	5	2	0	0	0	0	0	0	0	0	0	0	0	0	0	0	0
2022 Notre Dame	13	6	58	28	30	5.5	19.0	2.5	8.0	2	0	0	0	0	1	0	0	0	0	0	0	0	0	0	0	0	0	0	0	0	0
2023 Notre Dame	13	3	62	41	21	1.5	13.0	1.5	13.0	3	1	25	25	0	1	1	0	0	0	0	0	0	0	0	0	0	0	0	0	0	0
2024 Notre Dame	15	15	85	51	34	4.0	23.0	2.0	19.0	3	0	0	0	0	1	2	2	0	0	0	0	0	0	0	0	0	0	0	0	0	0
<b>TOTALS</b>	<b>69</b>	<b>33</b>	<b>270</b>	<b>162</b>	<b>108</b>	<b>15.0</b>	<b>63.0</b>	<b>6.0</b>	<b>40.0</b>	<b>11</b>	<b>4</b>	<b>136</b>	<b>66</b>	<b>2</b>	<b>7</b>	<b>6</b>	<b>2</b>	<b>0</b>	<b>0</b>	<b>0</b>	<b>0</b>	<b>0</b>	<b>0</b>	<b>0</b>	<b>0</b>	<b>0</b>	<b>0</b>	<b>0</b>	<b>0</b>	<b>0</b>	<b>0</b>

### COLLEGE 2024 GAME-BY-GAME STATISTICS (NOTRE DAME)

DATE	OPPONENT	P/S	TACKLES										INTERCEPTIONS				O. FUMB				ST			MISC		SCORE					
			TK	S	A	SK	YDS	TFL	YDS	QBH	NO	YDS	LG	TD	PD	FF	FR	TD	YDS	TK	S	A	FF	FR	S		A	W/L			
08/31	at Texas A&M	S	8	4	4	0.0	0.0	0.0	0.0	0	0	0	0	0	0	0	0	0	0	0	0	0	0	0	0	0	0	0	0	0	23-13
09/07	NIU	S	6	4	2	0.0	0.0	0.0	0.0	0	0	0	0	0	0	0	0	0	0	0	0	0	0	0	0	0	0	0	0	0	14-16
09/14	at Purdue	S	3	3	0	0.0	0.0	0.0	0.0	1	0	0	0	0	0	0	0	0	0	0	0	0	0	0	0	0	0	0	0	0	66-7
09/21	Miami (OH)	S	5	2	3	0.0	0.0	0.0	0.0	0	0	0	0	0	0	0	0	0	0	0	0	0	0	0	0	0	0	0	0	0	28-3
09/28	Louisville	S	3	3	0	0.0	0.0	0.0	0.0	0	0	0	0	0	0	0	0	0	0	0	0	0	0	0	0	0	0	0	0	0	31-24
10/12	Stanford	S	4	3	1	0.0	0.0	0.0	0.0	0	0	0	0	0	0	0	0	0	0	0	0	0	0	0	0	0	0	0	0	0	49-7
10/19	at Georgia Tech	S	5	2	3	0.0	0.0	0.0	0.0	0	0	0	0	0	0	1	0	0	0	0	0	0	0	0	0	0	0	0	0	0	31-13
10/26	at Navy	S	9	5	4	0.0	0.0	1.0	1.0	0	0	0	0	0	0	0	1	0	0	0	0	0	0	0	0	0	0	0	0	0	51-14
11/09	Florida St.	S	6	4	2	0.0	0.0	0.0	0.0	0	0	0	0	0	0	0	0	0	0	0	0	0	0	0	0	0	0	0	0	0	52-3
11/16	Virginia	S	3	2	1	1.0	9.0	1.0	9.0	0	0	0	0	0	1	0	0	0	0	0	0	0	0	0	0	0	0	0	0	0	35-14
11/23	Army West Point	S	4	2	2	0.0	0.0	1.0	3.0	0	0	0	0	0	0	1	0	0	0	0	0	0	0	0	0	0	0	0	0	0	49-14
11/30	at Southern California	S	8	3	5	0.0	0.0	0.0	0.0	2	0	0	0	0	0	0	0	0	0	0	0	0	0	0	0	0	0	0	0	0	49-35
12/20	Indiana	S	5	4	1	0.0	0.0	0.0	0.0	0	0	0	0	0	0	0	0	0	0	0	0	0	0	0	0	0	0	0	0	0	27-17
01/02	at Georgia	S	6	6	0	1.0	10.0	1.0	10.0	0	0	0	0	0	0	1	0	0	0	0	0	0	0	0	0	0	0	0	0	0	23-10
01/09	at Penn St.	S	10	4	6	0.0	0.0	0.0	0.0	0	0	0	0	0	0	0	0	0	0	0	0	0	0	0	0	0	0	0	0	0	27-24
<b>2024 TOTALS</b>			<b>15-15</b>	<b>85</b>	<b>51</b>	<b>34</b>	<b>2.0</b>	<b>19.0</b>	<b>4.0</b>	<b>23.0</b>	<b>3</b>	<b>0</b>	<b>0</b>	<b>0</b>	<b>0</b>	<b>1</b>	<b>2</b>	<b>2</b>	<b>0</b>	<b>0</b>	<b>0</b>	<b>0</b>	<b>0</b>	<b>0</b>	<b>0</b>	<b>0</b>	<b>0</b>	<b>0</b>	<b>0</b>	<b>14-1</b>	





# TYLER LACY | 93

POSITION: DEFENSIVE TACKLE

HT: 6-4 | WT: 279 | DOB: 11-10-1999

COLLEGE: OKLAHOMA STATE

HOMETOWN: SACHSE, TEXAS

ACQ: D4-'23

EXP: 3rd YEAR

twitter tylerlacy85

instagram tylerlacy85

## KEY TRANSACTIONS

- Originally drafted by Jacksonville in the fourth round (130th overall) of the 2023 draft

## PRO

### 2024 (Jaguars)

- Appeared in 13 games and made eight starts... Totaled a single-season career-high 25 tackles (10 solo), two tackles for loss and one quarterback hit
- 12/8 at TEN:** Recorded a single-game career-high-tying five tackles (one solo)
- 11/3 at PHI:** Started at defensive tackle and recorded a single-game career-high five tackles (two solo)
- 10/27 vs. G.B.:** Recorded four tackles (one solo) and one quarterback hit

### 2023 (Jaguars)

- Appeared in 15 games as a rookie... Finished the season with 12 tackles (five solo), three quarterback hits, one tackle for loss and one pass defended
- 12/24 at T.B.:** Recorded two solo tackles and one tackle for loss
- 12/10 at CLE:** Recorded one quarterback hit and one pass defended
- 11/12 vs. S.F.:** Assisted on three tackles and recorded one quarterback hit

## COLLEGE

- Started 44 career games and recorded 113 career tackles (59 solo), 11.5 sacks and three forced fumbles
- Was a three-time All-Big 12 Honorable Mention
- Participated in the 2023 Reese's Senior Bowl

## PERSONAL

- Majored in sports management
- Represents breast cancer awareness for the NFL's My Cause My Cleats campaign in honor of his mother, Veronica, a breast cancer survivor

### TYLER LACY'S NFL REGULAR SEASON DEFENSIVE STATISTICS

DATE	TEAM	GP	GS	TACKLES							INTERCEPTIONS					O. FUMB				ST				MISC				
				TK	S	A	TFL	YDS	SK	YDS	QBH	NO	YDS	LG	TD	PD	FF	FR	TD	YDS	TK	S	A	FF	FR	S	A	
2023	Jaguars	15	0	12	5	7	1	4	0.0	0.0	3	0	0	0	0	1	0	0	0	0	0	0	0	0	0	0	0	0
2024	Jaguars	13	8	25	10	15	2	3	0.0	0.0	1	0	0	0	0	0	0	0	0	0	0	0	0	0	0	0	0	
<b>NFL TOTALS</b>		<b>28</b>	<b>8</b>	<b>37</b>	<b>15</b>	<b>22</b>	<b>3</b>	<b>7</b>	<b>0.0</b>	<b>0.0</b>	<b>4</b>	<b>0</b>	<b>0</b>	<b>0</b>	<b>0</b>	<b>1</b>	<b>0</b>	<b>0</b>	<b>0</b>	<b>0</b>	<b>0</b>	<b>0</b>	<b>0</b>	<b>0</b>	<b>0</b>	<b>0</b>	<b>0</b>	

### SINGLE-GAME HIGHS: DEFENSIVE

**Total Tackles** 5 at Tennessee Titans, Dec 08, 2024  
5 at Philadelphia Eagles, Nov 03, 2024

**Solo Tackles** 2 at Detroit Lions, Nov 17, 2024  
2 at Philadelphia Eagles, Nov 03, 2024  
...1 more at 2.

**Tackles For Loss** 1 at Las Vegas Raiders, Dec 22, 2024  
1 at Detroit Lions, Nov 17, 2024  
...1 more at 1.



2024 GAME-BY-GAME REGULAR-SEASON STATISTICS (JAGUARS)

DATE	OPPONENT	P/S	TACKLES								INTERCEPTIONS					O. FUMB				ST				MISC		SCORE			
			TK	S	A	SK	YDS	TFL	YDS	QBH	NO	YDS	LG	TD	PD	FF	FR	TD	YDS	TK	S	A	FF	FR	S		A	W/L	
09/08	at Dolphins	P	0	0	0	0.0	0.0	0	0	0	0	0	0	0	0	0	0	0	0	0	0	0	0	0	0	L	17-20		
09/15	Browns		ON INACTIVE LIST																									L	13-18
09/23	at Bills	S	1	0	1	0.0	0.0	0	0	0	0	0	0	0	0	0	0	0	0	0	0	0	0	0	0	L	10-47		
09/29	at Texans	S	0	0	0	0.0	0.0	0	0	0	0	0	0	0	0	0	0	0	0	0	0	0	0	0	0	L	20-24		
10/06	Colts	P	1	1	0	0.0	0.0	0	0	0	0	0	0	0	0	0	0	0	0	0	0	0	0	0	0	W	37-34		
10/13	at Bears		ON INACTIVE LIST																									L	16-35
10/20	Patriots	S	1	0	1	0.0	0.0	0	0	0	0	0	0	0	0	0	0	0	0	0	0	0	0	0	0	W	32-16		
10/27	Packers	S	4	1	3	0.0	0.0	0	0	1	0	0	0	0	0	0	0	0	0	0	0	0	0	0	0	L	27-30		
11/03	at Eagles	S	5	2	3	0.0	0.0	0	0	0	0	0	0	0	0	0	0	0	0	0	0	0	0	0	0	L	23-28		
11/10	Vikings	S	1	1	0	0.0	0.0	0	0	0	0	0	0	0	0	0	0	0	0	0	0	0	0	0	0	L	7-12		
11/17	at Lions	S	3	2	1	0.0	0.0	1	1	0	0	0	0	0	0	0	0	0	0	0	0	0	0	0	0	L	6-52		
12/01	Texans	S	0	0	0	0.0	0.0	0	0	0	0	0	0	0	0	0	0	0	0	0	0	0	0	0	0	L	20-23		
12/08	at Titans	P	5	1	4	0.0	0.0	0	0	0	0	0	0	0	0	0	0	0	0	0	0	0	0	0	0	W	10-6		
12/15	Jets	P	2	1	1	0.0	0.0	0	0	0	0	0	0	0	0	0	0	0	0	0	0	0	0	0	0	L	25-32		
12/22	at Raiders	P	2	1	1	0.0	0.0	1	2	0	0	0	0	0	0	0	0	0	0	0	0	0	0	0	0	L	14-19		
12/29	Titans		ON INACTIVE LIST																									W	20-13
01/05	at Colts		ON INACTIVE LIST																									L	23-26+
<b>2024 TOTALS</b>			<b>13-8</b>	<b>25</b>	<b>10</b>	<b>15</b>	<b>0.0</b>	<b>0.0</b>	<b>2</b>	<b>3</b>	<b>1</b>	<b>0</b>	<b>0</b>	<b>0</b>	<b>0</b>	<b>0</b>	<b>0</b>	<b>0</b>	<b>0</b>	<b>0</b>	<b>0</b>	<b>0</b>	<b>0</b>	<b>0</b>	<b>0</b>	<b>4-13</b>			

+ - Overtime





# RAYUAN LANE III | 25

POSITION: DEFENSIVE BACK

HT: 5-11 | WT: 197 | DOB: 7-21-2003

COLLEGE: NAVY

HOMETOWN: JESSUP, MD.

ACQ: D6-'25

EXP: R

@Rayuan18

@rayuanlanellt

## KEY TRANSACTIONS

- Originally drafted by Jacksonville in the sixth round (200th overall) of the 2025 draft

## COLLEGE

- Started 43 consecutive games dating back to his freshman year, ending his career with the longest active streak in the FBS by a safety
- Totaled 244 career tackles, 21 passes defended, eight tackles for loss, eight forced fumbles, seven interceptions (two pick-sixes), three fumble recoveries and 1.5 sacks
- Named All-AAC First-Team in 2024, finishing third on the team in tackles with 70, tied-first with four pass breakups and first with three forced fumbles... Added two interceptions, including one pick-six
- Earned 2023 Third-Team All-AAC honors after ranking third on the team in tackles (66), tied-first in interceptions (four) and first in pass breakups (eight) along with three tackles for loss, two forced fumbles, a fumble recovery and a half-sack

## PERSONAL

- Graduated from the U.S. Naval Academy in May 2025 and was commissioned as a second lieutenant in the U.S. Marine Corps Reserves
- Attended Gilman School (Baltimore, Md.) where he was a three-sport athlete who earned letters in basketball (three), football (two) and track and field (three)
- Garnered 2019 All-MIAA honors in football
- Brother, Dejuan, plays safety at Penn State
- Majored in quantitative economics

## RAYUAN LANE III'S COLLEGE DEFENSIVE STATISTICS

DATE	TEAM	GP	GS	TK	S	A	TACKLES				INTERCEPTIONS					O. FUMB				ST				MISC						
							TFL	YDS	SK	YDS	QBH	NO	YDS	LG	TD	PD	FF	FR	TD	YDS	TK	S	A	FF	FR	S	A			
2021	Navy	12	6	37	23	14	2.0	3.0	0.0	0.0	0	1	0	0	0	4	1	0	0	0	0	0	0	0	0	0	0	0	0	0
2022	Navy	12	12	71	43	28	2.5	10.0	1.0	6.0	0	0	0	0	4	2	2	0	0	0	0	0	0	0	0	0	0	0	0	0
2023	Navy	12	12	66	41	25	3.0	8.0	0.5	2.0	1	4	122	97	1	8	2	1	0	0	0	0	0	0	0	0	0	0	0	0
2024	Navy	13	13	70	47	23	0.5	1.0	0.0	0.0	0	2	86	86	1	4	3	0	0	0	0	0	0	0	0	0	0	0	0	0
<b>TOTALS</b>		<b>49</b>	<b>43</b>	<b>244</b>	<b>154</b>	<b>90</b>	<b>8.0</b>	<b>22.0</b>	<b>1.5</b>	<b>8.0</b>	<b>1</b>	<b>7</b>	<b>208</b>	<b>97</b>	<b>2</b>	<b>20</b>	<b>8</b>	<b>3</b>	<b>0</b>	<b>0</b>	<b>0</b>	<b>0</b>	<b>0</b>	<b>0</b>	<b>0</b>	<b>0</b>	<b>0</b>	<b>0</b>	<b>0</b>	<b>0</b>





# DARIUS LASSITER | 88

**POSITION:** WIDE RECEIVER  
**HT:** 6-2 | **WT:** 205 | **DOB:** 8-10-2000  
**COLLEGE:** BRIGHAM YOUNG  
**HOMETOWN:** CHANDLER, ARIZ.  
**ACQ:** UDFA-'25  
**EXP:** R

@darius\_lassiter

## KEY TRANSACTIONS

- Originally signed by Jacksonville as an undrafted free agent following the 2025 draft

## COLLEGE

- Played in 35 games (23 starts) over three seasons at Eastern Michigan (2022) and BYU (2023-24) and totaled 114 receptions for 1,539 yards and 12 touchdowns
- Named Honorable Mention All-Big 12 in 2024 after finishing the season second on the team in receptions (45) and receiving yards (703) while tying for the team lead with four receiving touchdowns... Served as co-captain
- Finished third on the team with 29 receptions for 365 yards and four touchdowns in 10 games in 2023... Tabbed Honorable Mention All-Big 12
- Appeared in all 13 games for Eastern Michigan in 2022, catching 40 passes for 471 yards and four touchdowns to help the Eagles to a 9-4 season
- Played one season at Butler Community College (2021), appearing in 17 games and registering 51 receptions, 913 yards and 13 touchdowns

## PERSONAL

- Played high school football at Lawrence Free State (Kan.)
- Father, the late Kwamie Lassiter, played football at Kansas, then for the Cardinals, Chargers and Rams in the NFL
- Brother, Kwamie II, played receiver at Kansas and spent time with the Cincinnati Bengals (2022-23)
- Brother, Kwinton, played defensive back at Kansas
- Involved with the Kwamie Lassiter Foundation, helping kids facing sickle cell anemia

### DARIUS LASSITER'S COLLEGE RUSHING/RECEIVING STATISTICS

DATE	TEAM	GP	GS	RUSHING					RECEIVING				
				NO.	YDS.	AVG.	LG	TD	NO.	YDS.	AVG.	LG	TD
2022	Eastern Mich.	14	4	0	0	0.0	0	0	43	531	12.3	45	4
2023	BYU	12	8	1	5	5.0	5	0	29	365	12.6	47	4
2024	BYU	12	11	1	0	0.0	0	0	45	703	15.6	57	4
<b>TOTALS</b>		<b>38</b>	<b>23</b>	<b>2</b>	<b>5</b>	<b>2.5</b>	<b>5</b>	<b>0</b>	<b>117</b>	<b>1,599</b>	<b>13.7</b>	<b>57</b>	<b>12</b>

### COLLEGE 2024 GAME-BY-GAME STATISTICS (BYU)

DATE	OPPONENT	P/S	RUSHING					RECEIVING					W/L	SCORE
			NO.	YDS.	AVG.	LG	TD	NO.	YDS.	AVG.	LG	TD		
08/31	Southern Ill.		DID NOT PLAY (NON-INJURY)										W	41-13
09/06	at SMU	S	1	0	0.0	0	0	2	62	31.0	57	0	W	18-15
09/14	at Wyoming	S	0	0	0.0	0	0	3	27	9.0	20	1	W	34-14
09/21	Kansas St.	S	0	0	0.0	0	0	3	26	8.7	13	1	W	38-9
09/28	at Baylor	S	0	0	0.0	0	0	8	120	15.0	44	1	W	34-28
10/12	Arizona	S	0	0	0.0	0	0	5	86	17.2	38	0	W	41-19
10/18	Oklahoma St.	S	0	0	0.0	0	0	6	129	21.5	50	1	W	38-35
10/26	at UCF	S	0	0	0.0	0	0	4	54	13.5	20	0	W	37-24
11/09	at Utah	S	0	0	0.0	0	0	4	46	11.5	27	0	W	22-21
11/16	Kansas	S	0	0	0.0	0	0	3	26	8.7	13	0	L	13-17
11/23	at Arizona St.	S	0	0	0.0	0	0	5	103	20.6	36	0	L	23-28
11/30	Houston	S	0	0	0.0	0	0	0	0	0.0	0	0	W	30-18
12/28	at Colorado	P	0	0	0.0	0	0	2	24	12.0	14	0	W	36-14
<b>2024 TOTALS</b>		<b>12-11</b>	<b>1</b>	<b>0</b>	<b>0.0</b>	<b>0</b>	<b>0</b>	<b>45</b>	<b>703</b>	<b>15.6</b>	<b>57</b>	<b>4</b>	<b>11-2</b>	





# TREVOR LAWRENCE | 16

**POSITION:** QUARTERBACK  
**HT:** 6-6 | **WT:** 220 | **DOB:** 10-6-1999  
**COLLEGE:** CLEMSON  
**HOMETOWN:** CARTERSVILLE, GA.  
**ACQ:** D1-21  
**EXP:** 5th YEAR

@TrevorLawrencee  
 @tlawrence16



## KEY TRANSACTIONS

- Originally drafted first overall by Jacksonville in the 2021 draft
- Signed a contract extension with Jacksonville on 6/14/24

## PRO

### Career Highlights

- Lawrence ranks fourth in franchise history in passing yards (13,815), pass completions (1,288) and touchdown passes (69)... Lawrence's 63.3 completion percentage is the highest in franchise history (min. 200 attempts)... His 10 300-yard passing games rank third in franchise history
- Lawrence's 14 rushing touchdowns are tied for second-most in franchise history by a quarterback and are tied for fifth-most in the NFL among quarterbacks since 2021
- Since 2021, Lawrence ranks fifth in completions (1,288) and passing yards (13,815) in the AFC
- Since 2022, Lawrence's 12 games with a 75-percent completion rate are tied for the third most in the NFL among quarterbacks
- One of four quarterbacks (Jared Goff, Geno Smith and Russell Wilson) to have an active streak of 50 or more games recording at least one 20-plus-yard completion (53)

### 2024 (Jaguars)

- Named a captain for the 2024 season
- Started all 10 games in which he appeared before being placed on the Reserve/Injured list... Completed 172-of-284 passes for 2,045 yards and 11 touchdowns... Rushed 26 times for 119 yards and three touchdowns
- **11/3 at PHI:** Completed 16-of-31 passes for 169 yards and rushed for a career-high-tying two touchdowns
- **10/27 vs. G.B.:** Completed 21-of-32 passes for 308 yards and two touchdowns... His eight 20-plus-yard completions in a single game tied for the fourth most in the NFL in 2024
- **10/20 vs. N.E.:** Completed 15-of-20 passes for 193 yards and one touchdown in his sixth international start... Amassed 1,401 career passing yards in international games, ranking first in NFL history... Secured his fourth victory abroad, tied with QB Tom Brady for most international wins in NFL history
- **10/6 vs. IND:** Completed 28-of-34 passes for a career-high 371 yards and two touchdowns... His 85-yard touchdown pass to WR Brian Thomas Jr. was the longest completion of his career and the longest touchdown pass by a Jaguars quarterback since Blake Bortles in Week 16 of 2015

### 2023 (Jaguars)

- Voted a team captain for the 2023 season
- Started in all 16 games he appeared in... Recorded 370 completions on 564 pass attempts for 4,016 yards and 21 touchdowns... Became the second quarterback in franchise history to record at least 300 completions in three consecutive seasons, and the only quarterback in franchise history to start his career with three seasons of at least 300 completions
- Posted 70 rushing attempts for 339 rushing yards and four touchdowns... His 339 rushing yards finished third in the NFL among quarterbacks who threw for at least 4,000 yards
- **1/7 at TEN:** Completed 29-of-43 passes for 280 yards and two touchdowns... Rushed three times for 10 yards... Surpassed 4,000 passing yards for the second consecutive year
- **11/26 at HOU:** Completed 23 passes on 38 attempts for 364 yards with one touchdown and one rushing touchdown... Recorded the most passing yards in a single game against the Texans in franchise history, passing QB Chad Henne (354) in Week 11 of the 2012 season... Set the second-most single-game passing yards in his career
- **11/19 vs. TEN:** Completed 24 passes for 262 yards and two touchdowns... Rushed for 17 yards and two touchdowns on five attempts... Eclipsed 10,000 total career passing yards, becoming the third youngest player in NFL history to reach 10,000 passing yards... Marked the first time in franchise history a quarterback recorded two passing touchdowns and two rushing touchdowns in a single game... Named AFC Offensive Player of the Week
- **10/29 at PIT:** Completed 24 passes for 292 yards and a touchdown... Recorded his eighth consecutive game with at least 20 completions, setting a single-season franchise record... Posted the most completions by a Jaguar through Week 8 in team history

### 2022 (Jaguars)

- Was voted a team captain for the 2022 season
- Was named to the 2023 Pro Bowl Games after the 2022 season
- Started all 17 regular-season games and both playoff games... In the regular season, he completed 387-of-584 passes for 4,113 yards and 25 touchdowns... His 4,113 passing yards ranked ninth across the league, and his 25 passing touchdowns ranked eighth



- Had 62 rushing attempts for 291 yards and five touchdowns
- In the postseason, he completed 52-of-86 passes for 505 yards and five touchdowns and rushed four times for 34 yards... Despite only playing in two postseason games, Lawrence's five passing touchdowns tied with Cowboys QB Dak Prescott for the second most in the postseason, only behind Chiefs QB Patrick Mahomes, who completed seven passing touchdowns
- **1/14 vs. LAC:** Completed 28-of-47 passes for 288 yards and four TDs in his first postseason contest... Lawrence's four TDs were the most thrown by any player in franchise history in a postseason game... Became the youngest player in postseason history to throw four touchdowns in one game
- **12/11 at TEN:** Lawrence completed 30-of-42 passes for a career-high 368 yards, three passing touchdowns, one rushing touchdown and a 121.9 rating... Lawrence surpassed 3,000 passing yards this season, becoming the first Jaguars QB to throw for at least 3,000 yards in each of the first two seasons of his career... Became the first player in franchise history with at least 300 passing yards, multiple passing touchdowns, and a rushing touchdown in a single game
- **11/27 vs. BAL:** Lawrence completed 29-of-37 passes for 321 yards and 3 TDs, including a TD to WR Marvin Jones Jr. with 14 seconds remaining and a completion to WR Zay Jones for the game-winning two-point conversion... Finished with a career-high 129.8 rating, marking the highest in franchise history among quarterbacks with 37 or more passing attempts... It marked his fourth career game-winning drive
- **11/6 vs. L.V.:** Completed 25-of-31 passes for 235 yards and one touchdown and a 109.0 QB rating... His 80.6 completion percentage was his third game over 80 percent, tying him with QB Mark Brunell and QB David Garrard for the most in franchise history... Rushed for a career-high 53 yards on six attempts

## 2021 (Jaguars)

- Voted a team captain for the 2021 season
- Finished his rookie season 359-of-602 for 3,641 passing yards and 12 touchdowns... Also compiled 334 rushing yards on 73 attempts and two touchdowns
- **1/9 vs. IND:** Completed 23-of-32 passes for 223 yards and two TDs for a career-high passer rating of 111.8... Completed his first 12 passes of the game and capped off Jacksonville's first drive with a two-yard TD pass to WR Laquon Treadwell
- **9/12 at HOU:** Finished his Jaguars and NFL debut 28-of-51 for 332 yards, 3 TDs and 3 INTs... Lawrence's 332 yards passing were the fourth-most by a rookie quarterback in their first start in NFL history... Lawrence was the only rookie in franchise history to throw for 300-plus yards and at least three TDs in a single game, and became the ninth player in NFL history to throw for 300-plus yards and three TDs in their first career start

## COLLEGE

- Started 36 of 40 games in three years at Clemson (2018-20)
- His career 34-2 record as a starter is the third-best winning percentage by a starting quarterback with at least 30 career starts since Division I split in 1978
- Completed 758-of-1138 career passes (66.6 percent) for 10,098 yards with 90 touchdowns
- Became the first quarterback in Atlantic Coast Conference history to win three ACC Championship games and was only the sixth quarterback in ACC history to record at least 10,000 career passing yards
- One of only 19 players in Clemson history to be a three-time All-ACC Academic Team honoree
- Holds Clemson career records in career winning percentage (.944), pass efficiency rating (164.3), yards per passing attempt (8.87) and tied for the most wins against Top 25 opponents (nine)
- 2018 ACC Rookie of the Year, ACC Offensive Rookie of the Year, Second-Team All-ACC, AP ACC Newcomer of the Year and All-ACC Academic selection
- 2019 First-team All-ACC selection and second straight All-ACC Academic selection
- 2020 voted ACC Player of the Year, ACC Offensive Player of the Year and First-Team All-ACC honoree

## PERSONAL

- He and his wife, Marissa, welcomed their daughter, Shae, in January of 2025
- Lawrence was the first No. 1 overall selection in Jaguars history
- One of 19 players in Clemson history to be a three-time All-ACC Academic Team honoree
- Started growing out his hair on a dare with three teammates during his freshman year of high school
- Has two dogs, Indi and Jones
- Favorite band is Queen

### TREVOR LAWRENCE'S NFL REGULAR SEASON PASSING STATISTICS

DATE	TEAM	GP	GS	ATT.	CMP.	PCT.	YDS	AVG.	TD	INT.	LG	SK	LST	RATE
2021	Jaguars	17	17	602	359	59.6	3,641	6.0	12	17	58	32	238	71.9
2022	Jaguars	17	17	584	387	66.3	4,113	7.0	25	8	59t	27	184	95.2
2023	Jaguars	16	16	564	370	65.6	4,016	7.1	21	14	65t	35	224	88.5
2024	Jaguars	10	10	284	172	60.6	2,045	7.2	11	7	85t	18	140	85.2
<b>TOTALS</b>		<b>60</b>	<b>60</b>	<b>2,034</b>	<b>1,288</b>	<b>63.3</b>	<b>13,815</b>	<b>6.8</b>	<b>69</b>	<b>46</b>	<b>85T</b>	<b>112</b>	<b>786</b>	<b>85.0</b>

### TREVOR LAWRENCE'S NFL POSTSEASON PASSING STATISTICS

DATE	TEAM	GP	GS	ATT.	CMP.	PCT.	YDS	AVG.	TD	INT.	LG	SK	LST	RATE
2022	Jaguars	2	2	86	52	60.5	505	5.9	5	5	39t	4	27	72.1
<b>TOTALS</b>		<b>2</b>	<b>2</b>	<b>86</b>	<b>52</b>	<b>60.5</b>	<b>505</b>	<b>5.9</b>	<b>5</b>	<b>5</b>	<b>39T</b>	<b>4</b>	<b>27</b>	<b>72.1</b>



**TREVOR LAWRENCE'S NFL REGULAR SEASON RUSHING STATISTICS**

DATE	TEAM	NO.	YDS.	AVG.	LG	TD
2021	Jaguars	73	334	4.6	26	2
2022	Jaguars	62	291	4.7	24	5
2023	Jaguars	70	339	4.8	26	4
2024	Jaguars	26	119	4.6	33	3
<b>TOTALS</b>		<b>231</b>	<b>1,083</b>	<b>4.7</b>	<b>33</b>	<b>14</b>

**TREVOR LAWRENCE'S NFL POSTSEASON RUSHING STATISTICS**

DATE	TEAM	NO.	YDS.	AVG.	LG	TD
2022	Jaguars	4	34	8.5	12	0
<b>TOTALS</b>		<b>4</b>	<b>34</b>	<b>8.5</b>	<b>12</b>	<b>0</b>

**TREVOR LAWRENCE'S NFL REGULAR SEASON PASSING/RUSHING STATISTICS**

DATE	TEAM	GP	GS	PASSING											RUSHING				
				ATT.	CMP.	PCT.	YDS	AVG.	TD	INT.	LG	SK	LST	RATE	NO.	YDS.	AVG.	LG	TD
2021	Jaguars	17	17	602	359	59.6	3,641	6.0	12	17	58	32	238	71.9	73	334	4.6	26	2
2022	Jaguars	17	17	584	387	66.3	4,113	7.0	25	8	59t	27	184	95.2	62	291	4.7	24	5
2023	Jaguars	16	16	564	370	65.6	4,016	7.1	21	14	65t	35	224	88.5	70	339	4.8	26	4
2024	Jaguars	10	10	284	172	60.6	2,045	7.2	11	7	85t	18	140	85.2	26	119	4.6	33	3
<b>TOTALS</b>		<b>60</b>	<b>60</b>	<b>2,034</b>	<b>1,288</b>	<b>63.3</b>	<b>13,815</b>	<b>6.8</b>	<b>69</b>	<b>46</b>	<b>85T</b>	<b>112</b>	<b>786</b>	<b>85.0</b>	<b>231</b>	<b>1,083</b>	<b>4.7</b>	<b>33</b>	<b>14</b>

**TREVOR LAWRENCE'S NFL POSTSEASON PASSING/RUSHING STATISTICS**

DATE	TEAM	GP	GS	PASSING											RUSHING				
				ATT.	CMP.	PCT.	YDS	AVG.	TD	INT.	LG	SK	LST	RATE	NO.	YDS.	AVG.	LG	TD
2022	Jaguars	2	2	86	52	60.5	505	5.9	5	5	39t	4	27	72.1	4	34	8.5	12	0
<b>TOTALS</b>		<b>2</b>	<b>2</b>	<b>86</b>	<b>52</b>	<b>60.5</b>	<b>505</b>	<b>5.9</b>	<b>5</b>	<b>5</b>	<b>39T</b>	<b>4</b>	<b>27</b>	<b>72.1</b>	<b>4</b>	<b>34</b>	<b>8.5</b>	<b>12</b>	<b>0</b>

**SINGLE-GAME HIGHS: QUARTERBACK**

<b>Pass Attempts</b>	54 at Seattle Seahawks, Oct 31, 2021 51 at Houston Texans, Sep 12, 2021	<b>Passer Rating</b>	129.8 vs. Baltimore Ravens, Nov 27, 2022 125.4 vs. Cincinnati Bengals, Dec 04, 2023
<b>Pass Completions</b>	32 at Seattle Seahawks, Oct 31, 2021 30 at Tennessee Titans, Dec 11, 2022	<b>Rush Attempts</b>	10 vs. Indianapolis Colts, Jan 09, 2022 8 at New Orleans Saints, Oct 19, 2023 ...2 more at 8.
<b>Yards Passing</b>	371 vs. Indianapolis Colts, Oct 06, 2024 368 at Tennessee Titans, Dec 11, 2022	<b>Rushing Yards</b>	59 at New Orleans Saints, Oct 19, 2023 53 vs. Las Vegas Raiders, Nov 06, 2022
<b>TD Passes</b>	4 vs. Dallas Cowboys, Dec 18, 2022 3 at Cleveland Browns, Dec 10, 2023 ...4 more at 3.	<b>Rushing Average</b>	7.4 at New Orleans Saints, Oct 19, 2023 7.3 at New York Jets, Dec 22, 2022
<b>Long Passes</b>	85t vs. Indianapolis Colts, Oct 06, 2024 66 vs. Cleveland Browns, Sep 15, 2024	<b>Longest Runs</b>	33 vs. Cleveland Browns, Sep 15, 2024 26 at New Orleans Saints, Oct 19, 2023 ...1 more at 26.
<b>Completion Percentage</b>	90.9 at Indianapolis Colts, Oct 16, 2022 83.3 vs. Indianapolis Colts, Sep 18, 2022	<b>Rushing TDs</b>	2 at Philadelphia Eagles, Nov 03, 2024 2 vs. Tennessee Titans, Nov 19, 2023 ...1 more at 2.

**SINGLE-GAME HIGHS - POSTSEASON: QUARTERBACK**

<b>Pass Attempts</b>	47 vs. Los Angeles Chargers, Jan 14, 2023 39 at Kansas City Chiefs, Jan 21, 2023	<b>Completion Percentage</b>	61.5 at Kansas City Chiefs, Jan 21, 2023 59.6 vs. Los Angeles Chargers, Jan 14, 2023
<b>Pass Completions</b>	28 vs. Los Angeles Chargers, Jan 14, 2023 24 at Kansas City Chiefs, Jan 21, 2023	<b>Passer Rating</b>	74.4 at Kansas City Chiefs, Jan 21, 2023 70.2 vs. Los Angeles Chargers, Jan 14, 2023
<b>Yards Passing</b>	288 vs. Los Angeles Chargers, Jan 14, 2023 217 at Kansas City Chiefs, Jan 21, 2023	<b>Rush Attempts</b>	3 at Kansas City Chiefs, Jan 21, 2023 1 vs. Los Angeles Chargers, Jan 14, 2023
<b>TD Passes</b>	4 vs. Los Angeles Chargers, Jan 14, 2023 1 at Kansas City Chiefs, Jan 21, 2023	<b>Rushing Yards</b>	26 at Kansas City Chiefs, Jan 21, 2023 8 vs. Los Angeles Chargers, Jan 14, 2023
<b>Long Passes</b>	39t vs. Los Angeles Chargers, Jan 14, 2023 37 at Kansas City Chiefs, Jan 21, 2023	<b>Longest Runs</b>	12 at Kansas City Chiefs, Jan 21, 2023 11 at Kansas City Chiefs, Jan 21, 2023



### 300-YARD PASSING GAMES (10): REGULAR SEASON

DATE	TEAM	NO.	YDS.	AVG.	LG	TD
09/12/21	at Texans	28	332	11.9	41t	3
10/17/21	DOLPHINS	25	319	12.8	29	1
10/23/22	GIANTS	22	310	14.1	34	0
11/27/22	RAVENS	29	321	11.1	29	3
12/11/22	at Titans	30	368	12.3	25	3
12/18/22	COWBOYS	27	318	11.8	59t	4
10/08/23	at Bills	25	315	12.6	32	1
11/26/23	at Texans	23	364	15.8	57	1
10/06/24	COLTS	28	371	13.3	85t	2
10/27/24	PACKERS	21	308	14.7	33	2

### 2024 GAME-BY-GAME REGULAR-SEASON STATISTICS (JAGUARS)

DATE	OPPONENT	P/S	PASSING											RUSHING					SCORE
			ATT	CMP	YDS	PCT	Y/A	Y/C	TD	INT	LG	SK/YD	RATE	ATT	YDS	LG	TD	W/L	
09/08	at Dolphins	S	21	12	162	57.1	7.7	13.5	1	0	30	3/23	97.7	1	8	8	0	L	17-20
09/15	Browns	S	30	14	220	46.7	7.3	15.7	0	0	66	4/24	71.5	2	45	33	0	L	13-18
09/23	at Bills	S	38	21	178	55.3	4.7	8.5	1	1	24	4/36	65.5	2	3	2	0	L	10-47
09/29	at Texans	S	33	18	169	54.5	5.1	9.4	2	0	32	1/14	89.1	3	5	6	0	L	20-24
10/06	Colts	S	34	28	371	82.4	10.9	13.3	2	1	85t	0/0	119.5	2	4	2	0	W	37-34
10/13	at Bears	S	35	23	234	65.7	6.7	10.2	2	1	24	3/20	91.8	4	17	10	0	L	16-35
10/20	Patriots	S	20	15	193	75.0	9.7	12.9	1	0	58	0/0	121.5	2	13	11	0	W	32-16
10/27	Packers	S	32	21	308	65.6	9.6	14.7	2	1	33	1/9	104.7	4	10	6t	1	L	27-30
11/03	at Eagles	S	31	16	169	51.6	5.5	10.6	0	2	24	2/14	40.9	5	8	4t	2	L	23-28
11/10	Vikings																	L	7-12
11/17	at Lions																	L	6-52
12/01	Texans	S	10	4	41	40.0	4.1	10.3	0	1	30	0/0	12.9	1	6	6	0	L	20-23
12/08	at Titans																	W	10-6
12/15	Jets																	L	25-32
12/22	at Raiders																	L	14-19
12/29	Titans																	W	20-13
01/05	at Colts																	L	23-26+
<b>2024 TOTALS</b>			<b>10-10</b>	<b>284</b>	<b>172</b>	<b>2,045</b>	<b>60.6</b>	<b>7.2</b>	<b>11.9</b>	<b>11</b>	<b>7</b>	<b>85T</b>	<b>18/140</b>	<b>85.2</b>	<b>26</b>	<b>119</b>	<b>33</b>	<b>3</b>	<b>4-13</b>

+ - Overtime





# JOURDAN LEWIS | 2

POSITION: CORNERBACK

HT: 5-10 | WT: 190 | DOB: 8-31-1995

COLLEGE: MICHIGAN

HOMETOWN: DETROIT, MICH.

ACQ: UFA (DAL)-'25

EXP:

@JourdanJD

@jourdanjd\_

## KEY TRANSACTIONS

- Originally drafted by Dallas in the third round (92nd overall) of the 2017 NFL Draft
- Re-signed with Dallas on 3/18/21
- Re-signed with Dallas on 3/14/24
- Signed with Jacksonville on 3/13/25

## PRO

### 2024 (Cowboys)

- Started 13 of 16 games played and totaled a career-high 78 tackles (41 solo), eight passes defended, two tackles for loss, one interception, 1.0 sack, one forced fumble and one fumble recovery
- **12/22 vs. T.B.:** Posted a career-high-tying eight tackles, a season-high two passes defended and an interception
- **11/24 at WAS:** Forced a fumble to go with seven tackles, a quarterback pressure and a pass defended

### 2023 (Cowboys)

- Played 16 games (eight starts) and tallied 53 tackles (35 solo), five pass breakups, three forced fumbles, two fumble recoveries, two tackles for loss and an interception at nickel cornerback, earning the team's Ed Block Courage Award for returning from a foot injury suffered in 2022... Started one postseason contest
- **12/30 vs. DET:** Made his 50th career start and registered a season-high tying six stops, a season-high tying two pass breakups and an interception
- **10/8 at S.F.:** Notched two tackles, a pass breakup and a forced fumble that he recovered in the red zone, his first forced fumble and fumble recovery since 2021

### 2022 (Cowboys)

- Started four of six games played, recording 27 tackles (21 solo), a sack, one breakup and an interception before a foot injury ended his season
- **10/23 vs. DET:** Totaled four tackles and an interception
- **10/9 at LAR:** Collected four tackles and a sack, giving him 8.5 sacks in his career to rank fourth by a defensive back in Cowboys history

### 2021 (Cowboys)

- Started 13-of-16 games played and ranked sixth on the team with 59 tackles while catching a career-best three interceptions, tying his career-high with 11 breakups and adding 1.5 sacks and a tackle for loss... Appeared in one playoff game
- **12/19 at NYG:** Posted a career-high four passes defended and an interception, his third of the season
- **9/9 at T.B.:** Produced two tackles, an interception returned for a career-long 66 yards and a fumble recovery

### 2020 (Cowboys)

- Appeared in 15 games (13 starts)... Finished fifth on the defense with a then-career-high 60 tackles while tying for second with five tackles for loss and adding 2.0 sacks, two breakups and a fumble recovery
- **12/27 vs. PHI:** Produced a sack for the second consecutive week, along with five solo tackles
- **12/23 at CIN:** Registered a career-high-tying eight tackles and a fumble recovery
- **9/27 at SEA:** Posted a career-high two tackles for loss along with one stop

### 2019 (Cowboys)

- Started five of 16 games played... Tied for the team lead with two interceptions while posting the most sacks (4.0) by a Cowboys cornerback in franchise history to go with 48 tackles (38 solo), six breakups and a fumble recovery he returned 63 yards for his first career touchdown
- **12/15 vs. LAR:** Notched five tackles, a pass defended and his fourth sack of the season
- **11/28 vs. BUF:** Registered his first career multi-sack game (2.0), the first by a Cowboys defensive back since 2008
- **11/4 at NYG:** Returned a fumble 63 yards for his first career score

### 2018 (Cowboys)

- Played in 15 games with one start and tallied 16 tackles, two fumble recoveries, one interception and one pass defended... Played in two



postseason contests

- **12/23 vs. T.B.:** Logged a career-high-tying eight tackles in the win to clinch the NFC East
- **11/29 vs. N.O.:** Preserved the win with an interception on the Saints' final possession
- **10/14 vs. JAX:** Recovered a fumble for the second consecutive game

### 2017 (Cowboys)

- Started seven of the 15 games he played in as a rookie and posted 50 tackles to go with two stops for losses, a team-high tying 11 pass breakups and an interception
- **9/25 at ARI:** Made his first career start and posted six tackles, one tackle for loss and a pass defended
- **9/17 at DEN:** Caught an interception in his NFL debut, along with three tackles and one pass defended

### COLLEGE

- Played collegiately at Michigan (2013-16)
- Finished his senior year as First-Team All-America and First-Team All-Big Ten and a finalist for the Jim Thorpe Award, starting 10 games and recording 25 tackles, 3.5 tackles for loss, 13 pass breakups and two interceptions
- As a junior, started all 13 games at cornerback and registered 52 tackles, 3.5 tackles for loss, a single-season school-record 22 pass breakups, two interceptions and a sack
- Appeared in 12 games with seven starts as a sophomore and recorded 39 tackles, two interceptions and 1.5 tackles for loss
- Played in 13 games as a freshman and contributed on special teams, tallying 17 tackles and two pass breakups

### PERSONAL

- Earned a degree in sociology at Michigan
- Attended Cass Technical High School in Detroit, Mich., where he helped lead his team to back-to-back Michigan Division 1 state titles as a junior and senior
- Selected to the U.S. Army All-American game after he tallied 751 receiving yards and six scores, along with 742 return yards with three touchdowns on special teams as a senior
- He and his wife, Arielle, were married in September 2020

### JOURDAN LEWIS' NFL REGULAR SEASON DEFENSIVE STATISTICS

DATE	TEAM	GP	GS	TACKLES							INTERCEPTIONS						O. FUMB				ST				MISC			
				TK	S	A	TFL	YDS	SK	YDS	QBH	NO	YDS	LG	TD	PD	FF	FR	TD	YDS	TK	S	A	FF	FR	S	A	
2017	Cowboys	15	7	50	42	8	2	5	0.0	0.0	0	1	25	25	0	11	0	0	0	0	0	1	1	0	0	0	0	0
2018	Cowboys	15	1	16	13	3	0	0	0.0	0.0	1	1	7	7	0	1	0	2	0	14	0	0	0	0	0	0	0	
2019	Cowboys	16	5	48	38	10	0	4.0	33.0	0	2	20	20	0	6	0	1	1	63	2	2	0	0	0	0	0		
2020	Cowboys	15	13	60	49	11	5	8	2.0	9.0	0	0	0	0	0	2	0	1	0	0	0	0	0	0	0	0		
2021	Cowboys	16	13	59	52	7	1	3	1.5	4.0	2	3	88	66	0	11	1	2	0	10	0	0	0	0	0	0		
2022	Cowboys	6	4	27	21	6	0	0	1.0	0.0	0	1	0	0	0	1	0	0	0	0	0	0	0	0	0	0		
2023	Cowboys	16	8	53	35	18	2	4	0.0	0.0	0	1	0	0	0	5	3	2	0	0	0	0	0	0	0	0		
2024	Cowboys	16	13	78	41	37	2	3	1.0	10.0	3	1	0	0	0	8	1	1	0	0	0	0	0	0	0	0		
<b>NFL TOTALS</b>		<b>115</b>	<b>64</b>	<b>391</b>	<b>291</b>	<b>100</b>	<b>12</b>	<b>23</b>	<b>9.5</b>	<b>56.0</b>	<b>6</b>	<b>10</b>	<b>140</b>	<b>66</b>	<b>0</b>	<b>45</b>	<b>5</b>	<b>9</b>	<b>1</b>	<b>87</b>	<b>3</b>	<b>3</b>	<b>0</b>	<b>0</b>	<b>0</b>	<b>0</b>		

### JOURDAN LEWIS' NFL POSTSEASON DEFENSIVE STATISTICS

DATE	TEAM	GP	GS	TACKLES							INTERCEPTIONS						O. FUMB				ST				MISC	
				TK	S	A	TFL	YDS	SK	YDS	QBH	NO	YDS	LG	TD	PD	FF	FR	TD	YDS	TK	S	A	FF	FR	S
2018	Cowboys	2	0	2	2	0	0	0	0.0	0.0	0	0	0	0	0	0	0	0	0	0	0	0	0	0	0	0
2021	Cowboys	1	0	1	1	0	0	0	0.0	0.0	0	0	0	0	0	0	0	0	0	0	0	0	0	0	0	0
2022	Cowboys	0	0	0	0	0	0	0	0.0	0.0	0	0	0	0	0	0	0	0	0	0	0	0	0	0	0	0
2023	Cowboys	1	1	0	0	0	0	0	0.0	0.0	0	0	0	0	0	0	0	0	0	0	0	0	0	0	0	0
<b>NFL TOTALS</b>		<b>4</b>	<b>1</b>	<b>3</b>	<b>3</b>	<b>0</b>	<b>0</b>	<b>0</b>	<b>0.0</b>	<b>0.0</b>	<b>0</b>	<b>0</b>	<b>0</b>	<b>0</b>	<b>0</b>	<b>0</b>	<b>0</b>	<b>0</b>	<b>0</b>	<b>0</b>	<b>0</b>	<b>0</b>	<b>0</b>	<b>0</b>	<b>0</b>	<b>0</b>



**SINGLE-GAME HIGHS: DEFENSIVE**

<b>Total Tackles</b>	8 vs. Tampa Bay Buccaneers, Dec 22, 2024 8 at Cincinnati Bengals, Dec 13, 2020 ...2 more at 8.	<b>Tackles For Loss</b>	2 at Seattle Seahawks, Sep 27, 2020 1 vs. New York Giants, Nov 28, 2024 ...9 more at 1.
<b>Solo Tackles</b>	7 at New York Giants, Sep 26, 2022 7 vs. New York Giants, Oct 11, 2020 ...1 more at 7.	<b>Interceptions</b>	1 vs. Tampa Bay Buccaneers, Dec 22, 2024 1 vs. Detroit Lions, Dec 30, 2023 ...8 more at 1.
<b>Sacks</b>	2.0 vs. Buffalo Bills, Nov 28, 2019 1.0 at Carolina Panthers, Dec 15, 2024 ...6 more at 1.0.	<b>Interception Return Yards</b>	66 at Tampa Bay Buccaneers, Sep 09, 2021 25 at Denver Broncos, Sep 17, 2017
<b>Passes Defensed</b>	4 at New York Giants, Dec 19, 2021 3 vs. Atlanta Falcons, Nov 14, 2021 ...2 more at 3.	<b>Special Teams Tackles</b>	1 at New York Jets, Oct 13, 2019 1 vs. Green Bay Packers, Oct 06, 2019 ...1 more at 1.
<b>Forced Fumbles</b>	1 at Washington Commanders, Nov 24, 2024 1 at Washington Commanders, Jan 07, 2024 ...3 more at 1.	<b>Longest Opp Fumble Return</b>	63 at New York Giants, Nov 04, 2019 14 at Houston Texans, Oct 07, 2018
<b>Fumble Recoveries</b>	1 at Pittsburgh Steelers, Oct 06, 2024 1 at Washington Commanders, Jan 07, 2024 ...7 more at 1.		

**SINGLE-GAME HIGHS - POSTSEASON: DEFENSIVE**

<b>Total Tackles</b>	2 at Los Angeles Rams, Jan 12, 2019 1 vs. San Francisco 49ers, Jan 16, 2022	<b>Solo Tackles</b>	2 at Los Angeles Rams, Jan 12, 2019 1 vs. San Francisco 49ers, Jan 16, 2022
----------------------	--	---------------------	--

**2024 GAME-BY-GAME REGULAR-SEASON STATISTICS (COWBOYS)**

DATE	OPPONENT	P/S	TACKLES									INTERCEPTIONS					O. FUMB				ST				MISC				W/L	SCORE				
			TK	S	A	SK	YDS	TFL	YDS	QBH	NO	YDS	LG	TD	PD	FF	FR	TD	YDS	TK	S	A	FF	FR	S	A	S	A						
09/08	at Browns	S	6	3	3	0.0	0.0	0	0	0	0	0	0	0	0	0	0	0	0	0	0	0	0	0	0	0	0	0	0	0	0	0	W	33-17
09/15	Saints	P	2	2	0	0.0	0.0	0	0	0	0	0	0	0	0	0	0	0	0	0	0	0	0	0	0	0	0	0	0	0	0	L	19-44	
09/22	Ravens	S	2	0	2	0.0	0.0	0	0	0	0	0	0	0	0	0	0	0	0	0	0	0	0	0	0	0	0	0	0	0	0	L	25-28	
09/26	at Giants	P	6	5	1	0.0	0.0	0	0	0	0	0	0	0	0	0	0	0	0	0	0	0	0	0	0	0	0	0	0	0	0	W	20-15	
10/06	at Steelers	S	1	1	0	0.0	0.0	0	0	0	0	0	0	0	0	1	0	1	0	0	0	0	0	0	0	0	0	0	0	0	0	W	20-17	
10/13	Lions	P	4	1	3	0.0	0.0	0	0	0	0	0	0	0	0	0	0	0	0	0	0	0	0	0	0	0	0	0	0	0	0	L	9-47	
10/27	at 49ers	S	6	4	2	0.0	0.0	0	0	0	0	0	0	0	0	0	0	0	0	0	0	0	0	0	0	0	0	0	0	0	0	L	24-30	
11/03	at Falcons	S	6	5	1	0.0	0.0	1	1	0	0	0	0	0	0	0	0	0	0	0	0	0	0	0	0	0	0	0	0	0	0	L	21-27	
11/10	Eagles	S	6	2	4	0.0	0.0	0	0	0	0	0	0	0	0	0	0	0	0	0	0	0	0	0	0	0	0	0	0	0	0	L	6-34	
11/18	Texans		GAME INACTIVE/INJURY																										L	10-34				
11/24	at Commanders	S	7	3	4	0.0	0.0	0	0	1	0	0	0	0	1	1	0	0	0	0	0	0	0	0	0	0	0	0	0	0	0	W	34-26	
11/28	Giants	S	3	1	2	0.0	0.0	1	2	0	0	0	0	0	0	0	0	0	0	0	0	0	0	0	0	0	0	0	0	0	0	W	27-20	
12/09	Bengals	S	7	4	3	0.0	0.0	0	0	0	0	0	0	0	0	0	0	0	0	0	0	0	0	0	0	0	0	0	0	0	0	L	20-27	
12/15	at Panthers	S	2	1	1	1.0	10.0	0	0	0	0	0	0	1	0	0	0	0	0	0	0	0	0	0	0	0	0	0	0	0	0	W	30-14	
12/22	Buccaneers	S	8	3	5	0.0	0.0	0	0	1	1	0	0	0	2	0	0	0	0	0	0	0	0	0	0	0	0	0	0	0	0	W	26-24	
12/29	at Eagles	S	5	2	3	0.0	0.0	0	0	0	0	0	0	0	0	0	0	0	0	0	0	0	0	0	0	0	0	0	0	0	0	L	7-41	
01/05	Commanders	S	7	4	3	0.0	0.0	0	0	1	0	0	0	0	1	0	0	0	0	0	0	0	0	0	0	0	0	0	0	0	0	L	19-23	
<b>2024 TOTALS</b>			<b>16-13</b>	<b>78</b>	<b>41</b>	<b>37</b>	<b>1.0</b>	<b>10.0</b>	<b>2</b>	<b>3</b>	<b>3</b>	<b>1</b>	<b>0</b>	<b>0</b>	<b>0</b>	<b>8</b>	<b>1</b>	<b>1</b>	<b>0</b>	<b>0</b>	<b>0</b>	<b>0</b>	<b>0</b>	<b>0</b>	<b>0</b>	<b>0</b>	<b>0</b>	<b>0</b>	<b>0</b>	<b>0</b>	<b>0</b>	<b>7-10</b>		





# CAM LITTLE | 39

POSITION: KICKER  
 HT: 6-1 | WT: 172 | DOB: 8-17-2003  
 COLLEGE: ARKANSAS  
 HOMETOWN: MOORE, OKLA.  
 ACQ: D6-'24  
 EXP: 2nd YEAR

@camerongliddle  
 camerongliddle

## KEY TRANSACTIONS

- Originally drafted by Jacksonville in the sixth round (212th overall) in the 2024 draft

## PRO

### 2024 (Jaguars)

- Named to the Pro Football Writers of America and Pro Football Focus All-Rookie Teams
- Appeared in all 17 games as a rookie... Made 27-of-29 field goals and 27-of-27 extra points... Set the rookie franchise record with 27 made field goals... His 93.1 field goal percentage was the third highest in franchise history (min. 20 attempts)... Set the rookie franchise record for points scored (108), passing RB Fred Taylor (102)
- 1/5 at IND:** Made three-of-three field goal attempts, including two from 53 yards... His two made field goals from 50-plus yards increased his season total to five, the most field goals made of 50-plus yards by a rookie in franchise history and tied for the second most in single-season franchise history
- 12/15 vs. NYJ:** Made a career-high four field goals on four attempts... Became one of two rookie kickers to make four attempts in a single game in 2024 (Joshua Karty, LAR)
- 11/17 at DET:** Made two-of-two field goal attempts, including one from 59 yards, tied for the longest field goal in franchise history... Improved to three-for-three on field goals from 50-plus yards... His streak of 13 consecutive field goals made was the longest streak of field goals made by a rookie in franchise history
- 9/8 at MIA:** Made his only field goal attempt of the day from 53 yards... Became the only rookie in Jaguars history to make a 50-plus yard field goal in his NFL debut

## COLLEGE

- Named 2023 First-Team All-SEC, 2022 Fall SEC Academic Honor Roll, 2021 Freshman All-American (PFF, FWAA, The Athletic), 2021 SEC All-Freshman Team (Coaches) and 2021 First-Year SEC Academic Honor Roll
- Converted 53 field goals on 64 attempts (82.8 percent) and 100 percent of his extra point attempts (129) at Arkansas... His 82.8 field goal percentage ranked first in school history
- Converted seven 50-plus-yard field goals, the second most in school history

## PERSONAL

- Son of Ronda and Todd Little
- Rated as a five-star kicker and punter in 2020
- Often volunteers in support of the Down Syndrome community
- Attended 2025 Jaguars on the Prowl, the team's annual player tour to the UK, alongside LB Foyesade Oluokun and WR Louis Rees-Zammit

### CAM LITTLE'S NFL REGULAR SEASON KICKING STATISTICS

DATE	TEAM	GP	FGM	FGA	PCT.	LG	XP	XPA	PCT.	BLK	PTS
2024	Jaguars	17	27	29	93.1	59	27	27	100.0	0	108
<b>NFL TOTALS</b>		<b>17</b>	<b>27</b>	<b>29</b>	<b>93.1</b>	<b>59</b>	<b>27</b>	<b>27</b>	<b>100.0</b>	<b>0</b>	<b>108</b>

### CAM LITTLE'S NFL REGULAR SEASON FIELD-GOAL ACCURACY STATISTICS

DATE	TEAM	1-19	PCT.	20-29	PCT.	30-39	PCT.	40-49	PCT.	50+	PCT.
2024	Jaguars	0-0	0.0	8-8	100.0	6-6	100.0	8-9	88.9	5-6	83.3
<b>NFL TOTALS</b>		<b>0-0</b>	<b>0.0</b>	<b>8-8</b>	<b>100.0</b>	<b>6-6</b>	<b>100.0</b>	<b>8-9</b>	<b>88.9</b>	<b>5-6</b>	<b>83.3</b>



**SINGLE-GAME HIGHS: KICKER**

**Field Goals Made** 4 vs. New York Jets, Dec 15, 2024  
3 at Indianapolis Colts, Jan 05, 2025  
...1 more at 3.

**Field Goal Attempts** 4 vs. New York Jets, Dec 15, 2024  
3 at Indianapolis Colts, Jan 05, 2025  
...3 more at 3.

**Longest Field Goals Made** 59 at Detroit Lions, Nov 17, 2024  
53 at Miami Dolphins, Sep 08, 2024

**Longest Field Goal Attempts** 59 at Detroit Lions, Nov 17, 2024  
55 vs. Houston Texans, Dec 01, 2024

**PATs Made** 4 vs. Indianapolis Colts, Oct 06, 2024  
3 vs. Green Bay Packers, Oct 27, 2024  
...1 more at 3.

**PAT Attempts** 4 vs. Indianapolis Colts, Oct 06, 2024  
3 vs. Green Bay Packers, Oct 27, 2024  
...1 more at 3.

**Points** 13 vs. New York Jets, Dec 15, 2024  
13 vs. Indianapolis Colts, Oct 06, 2024

**Kickoff Average** 65.0 at Indianapolis Colts, Jan 05, 2025  
65.0 vs. New York Jets, Dec 15, 2024  
...4 more at 65.0.

**Field Goal Percentage** 100.0 vs. New York Jets, Dec 15, 2024

**Touchbacks** 7 at Indianapolis Colts, Jan 05, 2025  
7 vs. Indianapolis Colts, Oct 06, 2024

**2024 GAME-BY-GAME REGULAR-SEASON STATISTICS (JAGUARS)**

DATE	OPPONENT	P	FIELD GOALS				EXTRA POINTS						SCORE
			FGM	FGA	PCT	LG	XP	XPA	PCT	BLK	PTS	W/L	
09/08	at Dolphins	P	1	1	100.0	53	2	2	100.0	0	5	L	17-20
09/15	Browns	P	2	3	66.7	25	1	1	100.0	0	7	L	13-18
09/23	at Bills	P	1	1	100.0	41	1	1	100.0	0	4	L	10-47
09/29	at Texans	P	2	2	100.0	52	2	2	100.0	0	8	L	20-24
10/06	Colts	P	3	3	100.0	49	4	4	100.0	0	13	W	37-34
10/13	at Bears	P	1	1	100.0	30	1	1	100.0	0	4	L	16-35
10/20	Patriots	P	1	1	100.0	21	3	3	100.0	0	6	W	32-16
10/27	Packers	P	2	2	100.0	47	3	3	100.0	0	9	L	27-30
11/03	at Eagles	P	0	0	0.0	0	1	1	100.0	0	1	L	23-28
11/10	Vikings	P	0	0	0.0	0	1	1	100.0	0	1	L	7-12
11/17	at Lions	P	2	2	100.0	59	0	0	0.0	0	6	L	6-52
12/01	Texans	P	2	3	66.7	33	0	0	0.0	0	6	L	20-23
12/08	at Titans	P	1	1	100.0	23	1	1	100.0	0	4	W	10-6
12/15	Jets	P	4	4	100.0	43	1	1	100.0	0	13	L	25-32
12/22	at Raiders	P	0	0	0.0	0	2	2	100.0	0	2	L	14-19
12/29	Titans	P	2	2	100.0	48	2	2	100.0	0	8	W	20-13
01/05	at Colts	P	3	3	100.0	53	2	2	100.0	0	11	L	23-26+
<b>2024 TOTALS</b>			<b>17</b>	<b>27</b>	<b>93.1</b>	<b>59</b>	<b>27</b>	<b>27</b>	<b>100.0</b>	<b>0</b>	<b>108</b>	<b>4-13</b>	

+ - Overtime





# WALKER LITTLE | 72

**POSITION:** OFFENSIVE LINEMAN  
**HT:** 6-7 | **WT:** 325 | **DOB:** 4-1-1999  
**COLLEGE:** STANFORD  
**HOMETOWN:** HOUSTON, TEXAS  
**ACQ:** D2-21  
**EXP:** 5th YEAR

@walkerlittle45  
 @walker\_little

## KEY TRANSACTIONS

- Originally drafted by Jacksonville in the second round (45th overall) in the 2021 draft
- Signed a contract extension with Jacksonville on 12/1/24

## PRO

### 2024 (Jaguars)

- Played in 15 games and made eight starts at left tackle
- **12/15 vs. NYJ:** Started at left tackle and played 83-of-84 offensive snaps
- **12/8 at TEN:** Started at left tackle and played all 59 offensive snaps
- **12/1 vs. HOU:** Started at left tackle and played all 70 offensive snaps... Part of an offensive line that allowed zero sacks

### 2023 (Jaguars)

- Saw action in 14 games with 11 starts... Seven starts were at left tackle and four at left guard
- **11/26 at HOU:** Started at left guard and played all 76 offensive snaps... Switched to left tackle in the first quarter due to an injury on the offensive line... Saw action on special teams
- **9/24 vs. HOU:** Started at left tackle and played all 73 offensive snaps and five special teams snaps
- **9/10 at IND:** Started at left tackle and played all 70 offensive snaps and five special teams snaps

### 2022 (Jaguars)

- Saw action in all 17 regular-season games with three starts and started both postseason games
- **1/14 vs. LAC:** Started at left tackle and played all 74 offensive snaps and three special teams snaps
- **12/22 at NYJ:** Started at left tackle and played all 72 offensive snaps and six special teams snaps

### 2021 (Jaguars)

- Appeared in nine games with three starts as a rookie
- **1/9 vs. IND:** Started at left tackle and played all 68 offensive snaps
- **11/7 vs. BUF:** Started at left tackle for the first time in his career and played all 61 offensive snaps
- **10/17 vs. MIA:** Saw action on RB James Robinson's one-yard touchdown run in the second quarter... Helped Robinson score a rushing TD in his fourth straight game

## COLLEGE

- Started 13 games in 2018 at Stanford and earned All-Pac 12 First-Team honors as a sophomore in 2018 prior to missing the 2019 season (knee injury)
- Opted out of the 2020 season due to COVID-19
- Voted Pac-12 Freshman Co-Offensive Player of the year as well as All-Pac-12 honorable mention in 2017
- Helped QB Bryce Love set single-game school record with 301 rushing yards (vs. Arizona State) in his third career start
- Became Stanford's first true freshman to start at left tackle since 2000 (Kirk Chambers)

## PERSONAL

- Is one-quarter Jamaican from his maternal grandmother and has visited Jamaica throughout his high school and college years
- Led his high school (Episcopal) to a state title in 2014
- Grandfather, Gene Little, played football at Rice and professionally for the New York Giants
- Uncle, Jack Little, played football at Texas A&M and professionally for the Baltimore Colts

## WALKER LITTLE'S NFL REGULAR SEASON STATISTICS

DATE	TEAM	GP	GS
2021	Jaguars	9	3
2022	Jaguars	17	3
2023	Jaguars	14	11
2024	Jaguars	15	8
<b>NFL TOTALS</b>		<b>55</b>	<b>25</b>



**WALKER LITTLE'S NFL POSTSEASON STATISTICS**

DATE	TEAM	GP	GS
2022	Jaguars	2	2
<b>NFL TOTALS</b>		<b>2</b>	<b>2</b>

**2024 GAME-BY-GAME REGULAR-SEASON STATISTICS (JAGUARS)**

DATE	OPPONENT	P/S	W/L	SCORE
09/08	at Dolphins	P	L	17-20
09/15	Browns	P	L	13-18
09/23	at Bills	P	L	10-47
09/29	at Texans	P	L	20-24
10/06	Colts	P	W	37-34
10/13	at Bears	P	L	16-35
10/20	Patriots	P	W	32-16
10/27	Packers	S	L	27-30
11/03	at Eagles	S	L	23-28
11/10	Vikings	S	L	7-12
11/17	at Lions	S	L	6-52
12/01	Texans	S	L	20-23
12/08	at Titans	S	W	10-6
12/15	Jets	S	L	25-32
12/22	at Raiders	S	L	14-19
12/29	Titans		W	20-13
			ON INACTIVE LIST	
01/05	at Colts		L	23-26+
<b>2024 TOTALS</b>		<b>15-8</b>	<b>4-13</b>	

+ - Overtime





## DEVIN LLOYD | 0

POSITION: LINEBACKER

HT: 6-3 | WT: 235 | DOB: 9-30-1998

COLLEGE: UTAH

HOMETOWN: CHULA VISTA, CALIF.

ACQ: D1-'22

EXP: 4th YEAR

 @DevinLloyd\_

 @devinlloyd\_

### KEY TRANSACTIONS

- Originally drafted by Jacksonville in the first round (27th overall) in the 2022 draft

### PRO

#### 2024 (Jaguars)

- Started all 16 games in which he appeared... Amassed a team-high 113 tackles (61 solo), seven tackles for loss, five quarterback hits, four passes defended, 2.0 sacks, one interception and one forced fumble... Became the third player in franchise history with 100-plus tackles in each of their first three seasons (S Jonathan Cyprien and LB Telvin Smith)
- 12/29 vs. TEN:** Recorded six tackles (four solo), one pass defended and one interception... His interception marked his fourth of his career, and tied Hardy Nickerson for sixth in franchise history in interceptions among linebackers
- 11/10 vs. MIN:** Recorded a single-game career-high 16 tackles (nine solo)... Tied for sixth-most in the AFC in 2024 and tied for fifth-most in franchise history in single-game tackles
- 10/20 vs. N.E.:** Recorded 11 tackles (five solo), one tackle for loss, one quarterback hit and 1.0 sack... His sack was the first of his career
- 9/15 vs. CLE:** Recorded eight total tackles (five solo), two passes defended, one quarterback hit and one forced fumble... Notched his 16th-straight game with at least five tackles, the eighth-longest streak of games with five-plus tackles in Jaguars history

#### 2023 (Jaguars)

- Played in and started 15 games... Recorded 127 tackles (75 solo), seven passes defended, two tackles for loss, two fumble recoveries and one quarterback hit
- 11/26 at HOU:** Recorded eight total tackles (six solo) with one tackle for loss and one pass defended... Achieved 100 career solo tackles
- 11/12 vs. S.F.:** Recorded 10 total tackles (seven solo) and saw action on special teams... Tied for the third-most single-game tackles against the 49ers in team history
- 9/10 at IND:** Started at linebacker and recorded his third career fumble recovery in the season debut

#### 2022 (Jaguars)

- Started 15 out of 17 regular-season games and started both postseason games... In the regular season, he posted 115 tackles (59 solo), eight passes defended, three interceptions and two fumble recoveries... In the postseason, he posted 13 tackles (seven solo), two quarterback hits, one tackle for loss and one pass defended... Lloyd's three interceptions tied for the most interceptions by a linebacker in the 2022 season
- Voted the Defensive Rookie of the Month for September after posting 24 total tackles, six passes defended and two interceptions
- 10/2 at PHI:** Started at linebacker and recorded a career-high 14 tackles (four solo)
- 9/25 at LAC:** Posted an INT in his second consecutive game to lead all NFL rookies in INTs... Became the first rookie in franchise history to record two INTs in their first three career games... Recorded seven tackles (five solo) and three passes defended
- 9/18 vs. IND:** Recorded a team-high six tackles (three solo) and one pass defended... Posted his first career interception in his second career game
- 9/11 at WAS:** Started at linebacker and recorded a team-high 11 tackles (eight solo) in his NFL debut, the most by a player in his NFL debut since LB Devin Bush recorded 11 tackles in 2019

### COLLEGE

- Played in 47 career games as a Ute with 32 starts
- Voted 2021 Consensus All-America, the 10th such Ute in program history
- Finished his career with 43 tackles for loss, the fourth most in program history
- Tied for the second most tackles for loss in a season with 22 in 2021
- Finished the 2021 season as the only active Pac-12 player with three career interception return TDs
- One of six Utes all-time with three-plus career interception return TDs
- Posted three games in 2021 with a 90-plus grade by PFF, leading all linebackers nationally
- Collected 10 career All-America accolades, including eight First-Team honors in 2021
- Two-time Butkus Award Finalist (2020, 2021)

### PERSONAL

- In July 2024, participated in a mission trip to Zimbabwe
- Son of Joe Lloyd and Ronyta Johnson
- Both his mother and his father served in the military
- Communications major
- Born in Kansas City



### DEVIN LLOYD'S NFL REGULAR SEASON DEFENSIVE STATISTICS

DATE	TEAM	GP	TACKLES							INTERCEPTIONS							O. FUMB				ST			MISC			
			GS	TK	S	A	TFL	YDS	SK	YDS	QBH	NO	YDS	LG	TD	PD	FF	FR	TD	YDS	TK	S	A	FF	FR	S	A
2022	Jaguars	17	15	115	59	56	0	0	0.0	0.0	2	3	42	19	0	8	0	2	0	28	0	0	0	0	0	0	0
2023	Jaguars	15	15	127	75	52	2	3	0.0	0.0	1	0	0	0	0	7	0	2	0	13	0	0	0	0	0	0	
2024	Jaguars	16	16	113	61	52	7	26	2.0	13.0	5	1	3	3	0	4	1	0	0	0	0	0	0	0	0	0	
<b>NFL TOTALS</b>		<b>48</b>	<b>46</b>	<b>355</b>	<b>195</b>	<b>160</b>	<b>9</b>	<b>29</b>	<b>2.0</b>	<b>13.0</b>	<b>8</b>	<b>4</b>	<b>45</b>	<b>19</b>	<b>0</b>	<b>19</b>	<b>1</b>	<b>4</b>	<b>0</b>	<b>41</b>	<b>0</b>	<b>0</b>	<b>0</b>	<b>0</b>	<b>0</b>	<b>0</b>	

### DEVIN LLOYD'S NFL POSTSEASON DEFENSIVE STATISTICS

DATE	TEAM	GP	TACKLES							INTERCEPTIONS							O. FUMB				ST			MISC			
			GS	TK	S	A	TFL	YDS	SK	YDS	QBH	NO	YDS	LG	TD	PD	FF	FR	TD	YDS	TK	S	A	FF	FR	S	A
2022	Jaguars	2	2	13	7	6	1	0	0.0	0.0	2	0	0	0	0	1	0	0	0	0	0	0	0	0	0	0	0
<b>NFL TOTALS</b>		<b>2</b>	<b>2</b>	<b>13</b>	<b>7</b>	<b>6</b>	<b>1</b>	<b>0</b>	<b>0.0</b>	<b>0.0</b>	<b>2</b>	<b>0</b>	<b>0</b>	<b>0</b>	<b>0</b>	<b>1</b>	<b>0</b>	<b>0</b>	<b>0</b>	<b>0</b>	<b>0</b>	<b>0</b>	<b>0</b>	<b>0</b>	<b>0</b>	<b>0</b>	

#### SINGLE-GAME HIGHS: DEFENSIVE

<b>Total Tackles</b>	16 vs. Minnesota Vikings, Nov 10, 2024 14 at Philadelphia Eagles, Oct 02, 2022	<b>Fumble Recoveries</b>	1 at Cleveland Browns, Dec 10, 2023 1 at Indianapolis Colts, Sep 10, 2023 ...2 more at 1.
<b>Solo Tackles</b>	9 vs. Minnesota Vikings, Nov 10, 2024 8 vs. Baltimore Ravens, Dec 17, 2023 ...2 more at 8.	<b>Tackles For Loss</b>	2 at Indianapolis Colts, Jan 05, 2025 1 vs. Houston Texans, Dec 01, 2024 ...6 more at 1.
<b>Sacks</b>	1.0 vs. New England Patriots, Oct 20, 2024	<b>Interceptions</b>	1 vs. Tennessee Titans, Dec 29, 2024 1 at New York Jets, Dec 22, 2022 ...2 more at 1.
<b>Passes Defensed</b>	3 at Los Angeles Chargers, Sep 25, 2022 3 vs. Indianapolis Colts, Sep 18, 2022	<b>Interception Return Yards</b>	19 at New York Jets, Dec 22, 2022 13 vs. Indianapolis Colts, Sep 18, 2022
<b>Forced Fumbles</b>	1 vs. Cleveland Browns, Sep 15, 2024	<b>Longest Opp Fumble Return</b>	17 at Kansas City Chiefs, Nov 13, 2022 13 at Cleveland Browns, Dec 10, 2023

#### SINGLE-GAME HIGHS - POSTSEASON: DEFENSIVE

<b>Total Tackles</b>	8 at Kansas City Chiefs, Jan 21, 2023 5 vs. Los Angeles Chargers, Jan 14, 2023	<b>Passes Defensed</b>	1 vs. Los Angeles Chargers, Jan 14, 2023
<b>Solo Tackles</b>	4 vs. Los Angeles Chargers, Jan 14, 2023 3 at Kansas City Chiefs, Jan 21, 2023	<b>Tackles For Loss</b>	1 vs. Los Angeles Chargers, Jan 14, 2023

#### 2024 GAME-BY-GAME REGULAR-SEASON STATISTICS (JAGUARS)

DATE	OPPONENT	P/S	TACKLES							INTERCEPTIONS							O. FUMB				ST			MISC				
			TK	S	A	SK	YDS	TFL	YDS	QBH	NO	YDS	LG	TD	PD	FF	FR	TD	YDS	TK	S	A	FF	FR	S	A	W/L	SCORE
09/08	at Dolphins	S	9	7	2	0.0	0.0	1	3	0	0	0	0	0	0	0	0	0	0	0	0	0	0	0	0	0	L	17-20
09/15	Browns	S	8	5	3	0.0	0.0	0	0	1	0	0	0	0	2	1	0	0	0	0	0	0	0	0	0	0	L	13-18
09/23	at Bills	S	4	1	3	0.0	0.0	0	0	0	0	0	0	0	0	0	0	0	0	0	0	0	0	0	0	L	10-47	
09/29	at Texans		ON INACTIVE LIST																									
10/06	Colts	S	6	2	4	0.0	0.0	0	0	0	0	0	0	0	0	0	0	0	0	0	0	0	0	0	0	0	W	37-34
10/13	at Bears	S	9	4	5	0.0	0.0	1	2	0	0	0	0	0	0	0	0	0	0	0	0	0	0	0	0	0	L	16-35
10/20	Patriots	S	11	5	6	1.0	5.0	1	5	1	0	0	0	0	0	0	0	0	0	0	0	0	0	0	0	0	W	32-16
10/27	Packers	S	3	2	1	0.0	0.0	1	2	0	0	0	0	0	0	0	0	0	0	0	0	0	0	0	0	0	L	27-30
11/03	at Eagles	S	8	6	2	0.0	0.0	0	0	0	0	0	0	0	0	0	0	0	0	0	0	0	0	0	0	0	L	23-28
11/10	Vikings	S	16	9	7	0.0	0.0	0	0	0	0	0	0	0	0	0	0	0	0	0	0	0	0	0	0	0	L	7-12
11/17	at Lions	S	5	3	2	0.0	0.0	0	0	0	0	0	0	0	0	0	0	0	0	0	0	0	0	0	0	0	L	6-52
12/01	Texans	S	6	3	3	0.0	0.0	1	4	1	0	0	0	0	1	0	0	0	0	0	0	0	0	0	0	0	L	20-23
12/08	at Titans	S	8	1	7	0.0	0.0	0	0	0	0	0	0	0	0	0	0	0	0	0	0	0	0	0	0	0	W	10-6
12/15	Jets	S	1	0	1	0.0	0.0	0	0	1	0	0	0	0	0	0	0	0	0	0	0	0	0	0	0	0	L	25-32
12/22	at Raiders	S	7	5	2	0.0	0.0	0	0	0	0	0	0	0	0	0	0	0	0	0	0	0	0	0	0	0	L	14-19
12/29	Titans	S	6	4	2	0.0	0.0	0	0	0	1	3	3	0	1	0	0	0	0	0	0	0	0	0	0	0	W	20-13
01/05	at Colts	S	6	4	2	1.0	8.0	2	10	1	0	0	0	0	0	0	0	0	0	0	0	0	0	0	0	0	L	23-26+
<b>2024 TOTALS</b>		<b>16-16</b>	<b>113</b>	<b>61</b>	<b>52</b>	<b>2.0</b>	<b>13.0</b>	<b>7</b>	<b>26</b>	<b>5</b>	<b>1</b>	<b>3</b>	<b>3</b>	<b>0</b>	<b>4</b>	<b>1</b>	<b>0</b>	<b>0</b>	<b>0</b>	<b>0</b>	<b>0</b>	<b>0</b>	<b>0</b>	<b>0</b>	<b>0</b>	<b>0</b>	<b>4-13</b>	

+ - Overtime





# HUNTER LONG | 84

**POSITION:** TIGHT END  
**HT:** 6-5 | **WT:** 243 | **DOB:** 8-19-1998  
**COLLEGE:** BOSTON COLLEGE  
**HOMETOWN:** EXETER, N.H.  
**ACQ:** UFA (LAR)-25  
**EXP:** 5th YEAR

@HunterLong  
 @hunterlong

## KEY TRANSACTIONS

- Selected by the Miami Dolphins in the third round (81st overall) of the 2021 NFL Draft
- Traded to the Los Angeles Rams on 3/12/23
- Signed with Jacksonville on 3/13/25

## PRO

### 2024 (Rams)

- Appeared in all 17 regular-season games (two starts) and recorded 60 yards on seven receptions, both career highs... Saw action in both the NFC Wild Card and Divisional playoff games, totaling one reception for 13 yards
- **1/13 vs. MIN:** Caught one pass for 13 yards in the Wild Card victory
- **10/24 vs. MIN:** Recorded a career-long 18-yard reception
- **10/6 vs. G.B.:** Posted 17 yards on two receptions

### 2023 (Rams)

- Played in four games (one start)
- **12/10 at BAL:** Made his lone start of the season at tight end

### 2022 (Dolphins)

- Played in nine regular-season games

### 2021 (Dolphins)

- Appeared in seven games (two starts) as a rookie and caught one pass for eight yards
- **12/5 vs. NYG:** Posted an eight-yard reception, the first catch of his career
- **9/12 at N.E.:** Started at tight end in his NFL debut

## COLLEGE

- Played in 36 games (14 starts) and recorded 89 receptions for 1,297 yards and nine touchdowns at Boston College (2017-20)
- Named Second-Team All-America and First-Team All-ACC in 2020 after starting all 11 games with 57 receptions for 685 yards and five touchdowns, leading all FBS tight ends
- Played in all 12 games as a sophomore and totaled 28 catches for 509 yards and two touchdowns to be named Third-Team All-ACC
- After redshirting in 2017, played in all 12 games during the 2018 season and posted four receptions for 103 yards (25.8 average) and two touchdowns

## PERSONAL

- Majored in computer science
- Attended Deerfield Academy (Mass.) following his graduation from Exeter High School (N.H.)
- Registered 30 catches for 508 yards and two touchdowns on offense, and also contributed 7.0 sacks as a defensive lineman
- Son of Jean and Stephen Long and has two sisters

## HUNTER LONG'S NFL REGULAR SEASON RUSHING/RECEIVING STATISTICS

DATE	TEAM	GP	GS	RECEIVING					RUSHING				
				NO.	YDS.	AVG.	LG	TD	NO.	YDS.	AVG.	LG	TD
2021	Dolphins	7	2	1	8	8.0	8	0	0	0	0.0	0	0
2022	Dolphins	9	0	0	0	0.0	0	0	0	0	0.0	0	0
2023	Rams	4	1	0	0	0.0	0	0	0	0	0.0	0	0
2024	Rams	17	2	7	60	8.6	18	0	0	0	0.0	0	0
<b>NFL TOTALS</b>		<b>37</b>	<b>5</b>	<b>8</b>	<b>68</b>	<b>8.5</b>	<b>18</b>	<b>0</b>	<b>0</b>	<b>0</b>	<b>0.0</b>	<b>0</b>	<b>0</b>



**HUNTER LONG'S NFL POSTSEASON RUSHING/RECEIVING STATISTICS**

DATE	TEAM	GP	GS	RECEIVING					RUSHING				
				NO.	YDS.	AVG.	LG	TD	NO.	YDS.	AVG.	LG	TD
2022	Dolphins	1	0	0	0	0.0	0	0	0	0	0.0	0	0
2023	Rams	0	0	0	0	0.0	0	0	0	0	0.0	0	0
2024	Rams	2	0	1	13	13.0	13	0	0	0	0.0	0	0
<b>NFL TOTALS</b>		<b>3</b>	<b>0</b>	<b>1</b>	<b>13</b>	<b>13.0</b>	<b>13</b>	<b>0</b>	<b>0</b>	<b>0</b>	<b>0.0</b>	<b>0</b>	<b>0</b>

**SINGLE-GAME HIGHS: RECEIVING**

<b>Receptions</b>	1 vs. New York Giants, Dec 05, 2021	<b>All-Purpose Yards</b>	8 vs. New York Giants, Dec 05, 2021
<b>Receiving Yards</b>	8 vs. New York Giants, Dec 05, 2021	<b>Special Teams Tackles</b>	1 vs. Cleveland Browns, Dec 03, 2023
<b>Longest Receptions</b>	8 vs. New York Giants, Dec 05, 2021	<b>Scrimmage Yards</b>	8 vs. New York Giants, Dec 05, 2021
			1 vs. Minnesota Vikings, Oct 16, 2022

**2024 GAME-BY-GAME REGULAR-SEASON STATISTICS (RAMS)**

DATE	OPPONENT	P/S	RECEIVING					RUSHING					W/L	SCORE
			NO.	YDS.	AVG.	LG	TD	NO.	YDS.	AVG.	LG	TD		
09/08	at Lions												L	20-26+
09/15	at Cardinals												L	10-41
09/22	49ers												W	27-24
09/29	at Bears												L	18-24
10/06	Packers	P	2	16	8.0	9	0	0	0	0.0	0	0	L	19-24
10/20	Raiders	P	1	5	5.0	5	0	0	0	0.0	0	0	W	20-15
10/24	Vikings	P	1	18	18.0	18	0	0	0	0.0	0	0	W	30-20
11/03	at Seahawks	P	1	4	4.0	4	0	0	0	0.0	0	0	W	26-20+
11/11	Dolphins	S	0	0	0.0	0	0	0	0	0.0	0	0	L	15-23
11/17	at Patriots	P	0	0	0.0	0	0	0	0	0.0	0	0	W	28-22
11/24	Eagles	P	0	0	0.0	0	0	0	0	0.0	0	0	L	20-37
12/01	at Saints	P	0	0	0.0	0	0	0	0	0.0	0	0	W	21-14
12/08	Bills	P	0	0	0.0	0	0	0	0	0.0	0	0	W	44-42
12/12	at 49ers	P	2	17	8.5	9	0	0	0	0.0	0	0	W	12-6
12/22	at Jets	P	0	0	0.0	0	0	0	0	0.0	0	0	W	19-9
12/28	Cardinals	P	0	0	0.0	0	0	0	0	0.0	0	0	W	13-9
01/05	Seahawks	P	0	0	0.0	0	0	0	0	0.0	0	0	L	25-30
<b>2024 TOTALS</b>		<b>13-1</b>	<b>7</b>	<b>60</b>	<b>8.6</b>	<b>18</b>	<b>0</b>	<b>0</b>	<b>0</b>	<b>0.0</b>	<b>0</b>	<b>0</b>	<b>10-7</b>	

+ - Overtime

**2024 GAME-BY-GAME POSTSEASON STATISTICS (RAMS)**

DATE	OPPONENT	P/S	RECEIVING					RUSHING					W/L	SCORE
			NO.	YDS.	AVG.	LG	TD	NO.	YDS.	AVG.	LG	TD		
01/13	Vikings	P	1	13	13.0	13	0	0	0	0.0	0	0	W	27-9
01/19	at Eagles	P	0	0	0.0	0	0	0	0	0.0	0	0	L	22-28
<b>2024 TOTALS</b>		<b>2-0</b>	<b>1</b>	<b>13</b>	<b>13.0</b>	<b>13</b>	<b>0</b>	<b>0</b>	<b>0</b>	<b>0.0</b>	<b>0</b>	<b>0</b>	<b>1-1</b>	





# ROSS MATISCIK | 46

**POSITION:** LONG SNAPPER  
**HT:** 6-0 | **WT:** 240 | **DOB:** 9-13-1996  
**COLLEGE:** BAYLOR  
**HOMETOWN:** MCKINNEY, TEXAS  
**ACQ:** FA-20  
**EXP:** 6th YEAR

@rossmaticcik  
 @ross\_maticcik



## KEY TRANSACTIONS

- Originally signed by Jacksonville as a rookie free agent on 4/28/20
- Signed an extension with Jacksonville on 4/29/22

## PRO

- Since entering the league in 2020, Maticcik's 18 special teams tackles are tied for first among long snappers in the NFL

### 2024 (Jaguars)

- Named to the Pro Bowl for the second consecutive year and to the Associated Press All-Pro Second Team
- Appeared in all 17 games and played all 124 special teams snaps... Registered two tackles (one solo) on special teams
- **12/1 vs. HOU:** Played at long snapper on seven special teams snaps and recorded one tackle
- **10/27 vs. G.B.:** Played at long snapper on 10 special teams snaps and registered one tackle

### 2023 (Jaguars)

- Saw action in all 17 games and was named to the Associated Press All-Pro First Team and Pro Bowl Games for the first time in his career... On special teams, he totaled eight tackles, one forced fumble and one fumble recovery... His eight solo tackles on special teams led the NFL among long snappers
- **12/10 at CLE:** Served as the team's long snapper on 10 special teams snaps... Posted two tackles on special teams
- **11/19 vs. TEN:** Recorded one tackle, one forced fumble and one fumble recovery on special teams... Became the first long snapper since 49ers LS Brian Jennings (2005) to record a forced fumble and a fumble recovery in a single game
- **9/17 vs. K.C.:** Served as the team's long snapper on eight special teams snaps and recorded one special teams tackle

### 2022 (Jaguars)

- Handled long snapping duties in all 17 regular-season games and both postseason games... Recorded four special teams tackles (one solo)
- **12/11 at TEN:** Served as the team's long snapper on six special teams snaps and recorded one special teams tackle
- **12/4 at DET:** Served as the team's long snapper on five special teams snaps and recorded one special teams tackle
- **10/16 at IND:** Served as the team's long snapper on six special teams snaps and recorded one special teams tackle

### 2021 (Jaguars)

- Handled long snapping duties in all 17 games in 2021
- **10/17 vs. MIA:** Helped K Matthew Wright convert on the game-tying 54-yard and game-winning 53-yard field goals
- **9/19 vs. DEN:** Served as the team's long snapper and recorded one special teams tackle on a punt return

### 2020 (Jaguars)

- Handled the team's long snapping duties in all 16 games of the season
- **9/13 vs. IND:** Served as the team's long snapper in NFL debut

## COLLEGE

- Appeared in 52 games throughout his college career at Baylor, seeing time as a long snapper for punts and placekicks, while also appearing at linebacker
- Played in 14 games in 2019, snapping on all punts and kicks, and made 13 tackles, including 1.0 sack
- Served as the team's long snapper for all 13 games and made 11 tackles on defense in 2018
- Played in 12 games as a sophomore in 2017 and totaled four tackles, one fumble recovery and one forced fumble
- Played in 12 games as a freshman and served as the primary long snapper

## PERSONAL

- Attended McKinney Boyd (Texas) High School and was a 2014 All-State selection at linebacker
- Father, Marty, played football at Bowling Green
- Brother, Paine, played football at Rice



**ROSS MATISCIK'S NFL REGULAR SEASON STATISTICS**

DATE	TEAM	GP
2020	Jaguars	16
2021	Jaguars	17
2022	Jaguars	17
2023	Jaguars	17
2024	Jaguars	17
<b>NFL TOTALS</b>		<b>84</b>

**ROSS MATISCIK'S NFL POSTSEASON STATISTICS**

DATE	TEAM	GP
2022	Jaguars	2
<b>NFL TOTALS</b>		<b>2</b>

**2024 GAME-BY-GAME REGULAR-SEASON STATISTICS (JAGUARS)**

DATE	OPPONENT		W/L	SCORE
09/08	at Dolphins	P	L	17-20
09/15	Browns	P	L	13-18
09/23	at Bills	P	L	10-47
09/29	at Texans	P	L	20-24
10/06	Colts	P	W	37-34
10/13	at Bears	P	L	16-35
10/20	Patriots	P	W	32-16
10/27	Packers	P	L	27-30
11/03	at Eagles	P	L	23-28
11/10	Vikings	P	L	7-12
11/17	at Lions	P	L	6-52
12/01	Texans	P	L	20-23
12/08	at Titans	P	W	10-6
12/15	Jets	P	L	25-32
12/22	at Raiders	P	L	14-19
12/29	Titans	P	W	20-13
01/05	at Colts	P	L	23-26+
<b>2024 TOTALS</b>		<b>17</b>	<b>4-13</b>	

+ - Overtime





# JALEN MCLEOD | 53

**POSITION:** LINEBACKER  
**HT:** 6-1 | **WT:** 236 | **DOB:** 6-5-2002  
**COLLEGE:** AUBURN  
**HOMETOWN:** WASHINGTON D.C.  
**ACQ:** D6-25  
**EXP:** R

@JayRashaan  
 @mcleod.jalen

## KEY TRANSACTIONS

- Originally drafted by Jacksonville in the sixth round (194th overall) of the 2025 draft

## COLLEGE

- Career totals include 183 tackles (112 solo), 36.5 tackles for loss, 22.5 sacks, six passes defended, six forced fumbles, three fumble recoveries and two quarterback hits in 54 games played (26 starts) at Auburn (2023-24) and Appalachian State (2020-22)
- Has produced at least 5.5 sacks in each of the past three seasons
- Set career highs in tackles (57; 39 solo), tackles for loss (13.5) and sacks (8.0) in 2024
- In his first season at Auburn in 2023, ranked second on the team with 50 tackles, 10.5 tackles for loss and 5.5 sacks on the season
- Named 2022 Third-Team All-Sun Belt at Appalachian State after posting 41 tackles, 7.5 tackles for loss, 6.0 sacks, two forced fumbles, a fumble recovery and a pass defended

## PERSONAL

- Attended Friendship Collegiate Academy (Washington, D.C.) and posted 60 tackles, 10.0 sacks, five forced fumbles, four interceptions and 15 quarterback hurries as a senior, helping the team to its second-consecutive DCSAA championship
- Graduated from Auburn's College of Liberal Arts in December 2024
- Played multiple sports throughout childhood, but basketball was his first love
- Attended the same high school as CB Christian Braswell and former Jaguars DE Yannick Ngakoue

## JALEN MCLEOD'S COLLEGE DEFENSIVE STATISTICS

DATE	TEAM	GP	GS	TACKLES						INTERCEPTIONS						O. FUMB						ST						MISC										
				TK	S	A	TFL	YDS	SK	YDS	QBH	NO	YDS	LG	TD	PD	FF	FR	TD	YDS	TK	S	A	FF	FR	S	A											
2020	App State	5	1	9	7	2	2.0	18.0	2.0	18.0	0	0	0	0	0	0	1	0	0	0	0	0	0	0	0	0	0	0	0	0	0	0	0	0	0	0	0	0
2021	App State	14	0	26	11	15	3.0	15.0	1.0	10.0	3	0	0	0	0	3	0	0	0	0	0	0	0	0	0	0	0	0	0	0	0	0	0	0	0	0	0	
2022	App State	12	2	41	18	23	7.5	41.0	6.0	38.0	8	0	0	0	0	1	2	1	0	4	0	0	0	0	0	0	0	0	0	0	0	0	0	0	0	0	0	
2023	Auburn	13	11	49	36	13	10.5	47.0	5.5	31.0	5	0	0	0	0	1	1	1	0	0	0	0	0	0	0	0	0	0	0	0	0	0	0	0	0	0	0	
2024	Auburn	12	12	57	39	18	13.5	70.0	8.0	48.0	2	0	0	0	0	1	2	1	0	0	0	0	0	0	0	0	0	0	0	0	0	0	0	0	0	0	0	
<b>TOTALS</b>		<b>56</b>	<b>26</b>	<b>182</b>	<b>111</b>	<b>71</b>	<b>36.5</b>	<b>191.0</b>	<b>22.5</b>	<b>145.0</b>	<b>18</b>	<b>0</b>	<b>0</b>	<b>0</b>	<b>0</b>	<b>6</b>	<b>6</b>	<b>3</b>	<b>0</b>	<b>4</b>	<b>0</b>	<b>0</b>	<b>0</b>	<b>0</b>	<b>0</b>	<b>0</b>	<b>0</b>	<b>0</b>	<b>0</b>	<b>0</b>	<b>0</b>	<b>0</b>	<b>0</b>	<b>0</b>	<b>0</b>	<b>0</b>	<b>0</b>	

## COLLEGE 2024 GAME-BY-GAME STATISTICS (AUBURN)

DATE	OPPONENT	P/S	TACKLES						INTERCEPTIONS						O. FUMB						ST						MISC					
			TK	S	A	SK	YDS	TFL	YDS	QBH	NO	YDS	LG	TD	PD	FF	FR	TD	YDS	TK	S	A	FF	FR	S	A	W/L	SCORE				
08/31	Alabama A&M	S	6	4	2	1.0	8.0	2.0	11.0	0	0	0	0	0	0	0	0	0	0	0	0	0	0	0	0	0	W	73-3				
09/07	California	S	5	4	1	0.0	0.0	2.5	6.0	0	0	0	0	0	0	0	0	0	0	0	0	0	0	0	0	L	14-21					
09/14	New Mexico	S	2	2	0	0.0	0.0	0.0	0.0	1	0	0	0	0	0	0	0	0	0	0	0	0	0	0	0	W	45-19					
09/21	Arkansas	S	7	6	1	1.0	6.0	2.0	16.0	0	0	0	0	0	1	0	0	0	0	0	0	0	0	0	0	L	14-24					
09/28	Oklahoma	S	4	2	2	1.0	5.0	1.0	5.0	0	0	0	0	0	0	0	0	0	0	0	0	0	0	0	0	L	21-27					
10/05	at Georgia	S	2	1	1	0.0	0.0	0.0	0.0	0	0	0	0	0	0	0	0	0	0	0	0	0	0	0	0	L	13-31					
10/19	at Missouri	S	6	4	2	2.0	9.0	2.0	9.0	0	0	0	0	0	0	0	1	0	0	0	0	0	0	0	0	L	17-21					
10/26	at Kentucky	S	1	0	1	0.0	0.0	0.0	0.0	1	0	0	0	0	0	0	0	0	0	0	0	0	0	0	0	W	24-10					
11/02	Vanderbilt	S	1	1	0	0.0	0.0	0.0	0.0	0	0	0	0	0	0	0	0	0	0	0	0	0	0	0	0	L	7-17					
11/16	ULM	S	4	3	1	1.0	6.0	1.0	6.0	0	0	0	0	0	0	0	0	0	0	0	0	0	0	0	0	W	48-14					
11/23	Texas A&M	S	10	8	2	1.0	13.0	2.0	16.0	0	0	0	0	0	0	0	0	0	0	0	0	0	0	0	0	W	43-41+					
11/30	at Alabama	S	9	4	5	1.0	1.0	1.0	1.0	0	0	0	0	0	0	2	0	0	0	0	0	0	0	0	0	L	14-28					
<b>2024 TOTALS</b>		<b>12-12</b>	<b>57</b>	<b>39</b>	<b>18</b>	<b>8.0</b>	<b>48.0</b>	<b>13.5</b>	<b>70.0</b>	<b>2</b>	<b>0</b>	<b>0</b>	<b>0</b>	<b>0</b>	<b>1</b>	<b>2</b>	<b>1</b>	<b>0</b>	<b>0</b>	<b>0</b>	<b>0</b>	<b>0</b>	<b>0</b>	<b>0</b>	<b>0</b>	<b>0</b>	<b>5-7</b>					

+ - Overtime





# ZECHARIAH MCPHEARSON | 34

**POSITION:** CORNERBACK  
**HT:** 5-11 | **WT:** 191 | **DOB:** 3-21-1998  
**COLLEGE:** TEXAS TECH  
**HOMETOWN:** UPPER MARLBORO, MD.  
**ACQ:** FA-'24  
**EXP:** 4th YEAR

## KEY TRANSACTIONS

- Originally drafted by Philadelphia in the fourth round (123rd overall) of the 2021 NFL Draft
- Signed to Jacksonville's practice squad on 9/10/24

## PRO

### 2024 (Jaguars)

- Spent time on the practice squad

### 2023 (Eagles)

- Spent the season on the reserve/injured list after suffering an achilles injury

### 2022 (Eagles)

- Appeared in all 17 games and posted five tackles, 1.0 sack, one tackle for loss and one quarterback hit... Also recorded seven tackles (five solo) on special teams

### 2021 (Eagles)

- Appeared in all 16 games (one start) and recorded 12 tackles (five solo) and one pass defended... Also recorded two special teams tackles

## COLLEGE

- Played two seasons at Penn State (2017-18) before transferring to Texas Tech (2019-20)
- Finished his senior season ranked third in the Big 12 and tied for eighth in the FBS with four interceptions... Ranked fifth in the conference with 10 passes defended
- In 2020, was one of four players nationally with at least four interceptions and two fumble recoveries
- Earned an All-Big 12 First-Team selection by the conference coaches, Associated Press and Phil Steele Magazine, and named a Third-Team All-American by Pro Football Focus (2020)

## PERSONAL

- Son of Kim and Gerrick McPhearson
- Has six brothers, Gerrick Jr., Derrick, Emmanuel, Jeremiah, Ezekiel and Josh, as well as a sister, Kimberly
- His father played defensive back at Boston College and went on to play for the New England Patriots
- His brother, Gerrick Jr., played football collegiately at Maryland and was selected by the New York Giants in the seventh round of the 2006 NFL Draft
- Brother, Ezekiel, was selected in the fourth round of the 2013 MLB Draft by the Arizona Diamondbacks
- Earned his degree from Penn State in labor and employment relations in only three years

## ZECHARIAH MCPHEARSON'S NFL REGULAR SEASON DEFENSIVE STATISTICS

DATE	TEAM	GP	TACKLES							INTERCEPTIONS					O. FUMB				ST				MISC				
			GS	TK	S	A	TFL	YDS	SK	YDS	QBH	NO	YDS	LG	TD	PD	FF	FR	TD	YDS	TK	S	A	FF	FR	S	A
2021	Eagles	16	1	12	5	7	0	0	0.0	0.0	0	0	0	0	0	1	0	0	0	0	4	2	2	0	0	0	0
2022	Eagles	17	0	5	5	0	1	11	1.0	11.0	1	0	0	0	0	1	0	0	0	0	9	7	2	0	0	0	0
2023	Eagles	0	0	0	0	0	0	0	0.0	0.0	0	0	0	0	0	0	0	0	0	0	0	0	0	0	0	0	
2024	Eagles	0	0	0	0	0	0	0	0.0	0.0	0	0	0	0	0	0	0	0	0	0	0	0	0	0	0	0	
Went from Philadelphia to Jacksonville.																											
2024	Jaguars	0	0	0	0	0	0	0	0.0	0.0	0	0	0	0	0	0	0	0	0	0	0	0	0	0	0	0	0
2024	TOTAL	0	0	0	0	0	0	0	0.0	0.0	0	0	0	0	0	0	0	0	0	0	0	0	0	0	0	0	0
<b>NFL TOTALS</b>		<b>33</b>	<b>1</b>	<b>17</b>	<b>10</b>	<b>7</b>	<b>1</b>	<b>11</b>	<b>1.0</b>	<b>11.0</b>	<b>1</b>	<b>0</b>	<b>0</b>	<b>0</b>	<b>0</b>	<b>2</b>	<b>0</b>	<b>0</b>	<b>0</b>	<b>0</b>	<b>13</b>	<b>9</b>	<b>4</b>	<b>0</b>	<b>0</b>	<b>0</b>	<b>0</b>



**ZECHARIAH MCPHEARSON'S NFL POSTSEASON DEFENSIVE STATISTICS**

DATE	TEAM	GP	TACKLES							INTERCEPTIONS							O. FUMB				ST				MISC	
			GS	TK	S	A	TFL	YDS	SK	YDS	QBH	NO	YDS	LG	TD	PD	FF	FR	TD	YDS	TK	S	A	FF	FR	S
2021	Eagles	1	0	0	0	0	0	0	0.0	0.0	0	0	0	0	0	0	0	0	0	0	0	0	0	0	0	0
2022	Eagles	3	0	1	0	1	0	0	0.0	0.0	0	0	0	0	0	0	0	0	0	0	1	1	0	0	0	0
2023	Eagles	0	0	0	0	0	0	0	0.0	0.0	0	0	0	0	0	0	0	0	0	0	0	0	0	0	0	
<b>NFL TOTALS</b>		<b>4</b>	<b>0</b>	<b>1</b>	<b>0</b>	<b>1</b>	<b>0</b>	<b>0</b>	<b>0.0</b>	<b>0.0</b>	<b>0</b>	<b>0</b>	<b>0</b>	<b>0</b>	<b>0</b>	<b>0</b>	<b>0</b>	<b>0</b>	<b>0</b>	<b>0</b>	<b>0</b>	<b>0</b>	<b>0</b>	<b>0</b>	<b>0</b>	

**SINGLE-GAME HIGHS: DEFENSIVE**

**Total Tackles** 5 vs. Los Angeles Chargers, Nov 07, 2021  
 2 vs. Dallas Cowboys, Jan 08, 2022  
 ...2 more at 2.

**Solo Tackles** 2 vs. New York Giants, Dec 26, 2021  
 2 vs. Los Angeles Chargers, Nov 07, 2021

**Passes Defensed** 1 vs. New York Giants, Dec 26, 2021

**Special Teams Tackles** 2 vs. New Orleans Saints, Nov 21, 2021  
 2 at Carolina Panthers, Oct 10, 2021

**2024 GAME-BY-GAME REGULAR-SEASON STATISTICS (EAGLES/JAGUARS)**

DATE	OPPONENT	P/S	TACKLES							INTERCEPTIONS							O. FUMB				ST				MISC		
			TK	S	A	SK	YDS	TFL	YDS	QBH	NO	YDS	LG	TD	PD	FF	FR	TD	YDS	TK	S	A	FF	FR	S	A	W/L
09/06	Packers																									W	34-29
INJURED RESERVE Went from <b>Eagles</b> to <b>Jaguars</b> .																											
09/15	Browns																									L	13-18
09/23	at Bills																									L	10-47
09/29	at Texans																									L	20-24
10/06	Colts																									W	37-34
10/13	at Bears																									L	16-35
10/20	Patriots																									W	32-16
10/27	Packers																									L	27-30
11/03	at Eagles																									L	23-28
11/10	Vikings																									L	7-12
11/17	at Lions																									L	6-52
12/01	Texans																									L	20-23
12/08	at Titans																									W	10-6
12/15	Jets																									L	25-32
12/22	at Raiders																									L	14-19
12/29	Titans																									W	20-13
01/05	at Colts																									L	23-26+
<b>2024 TOTALS</b>			<b>0</b>	<b>0</b>	<b>0</b>	<b>0.0</b>	<b>0.0</b>	<b>0</b>	<b>0</b>	<b>0</b>	<b>0</b>	<b>0</b>	<b>0</b>	<b>0</b>	<b>0</b>	<b>0</b>	<b>0</b>	<b>0</b>	<b>0</b>	<b>0</b>	<b>0</b>	<b>0</b>	<b>0</b>	<b>0</b>	<b>0</b>	<b>0</b>	<b>5-12</b>

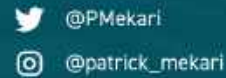
+ - Overtime





# PATRICK MEKARI | 65

**POSITION:** OFFENSIVE LINEMAN  
**HT:** 6-4 | **WT:** 305 | **DOB:** 8-13-1997  
**COLLEGE:** CALIFORNIA  
**HOMETOWN:** WESTLAKE VILLAGE, CALIF.  
**ACQ:** UFA (BAL)-'25  
**EXP:** 7th YEAR



## KEY TRANSACTIONS

- Signed by Baltimore as a rookie free agent following the 2019 NFL Draft
- Signed a contract with Baltimore on 12/30/21
- Signed with Jacksonville on 3/13/25

## PRO

### 2024 (Ravens)

- Started all 17 games (14 at left guard and three at right tackle) in 2024, blocking for an offense that ranked No. 1 in the NFL in yards per game (424.9), yards per play (6.8) and red zone efficiency (74.2 percent) and No. 3 in points per game (30.5), while setting a franchise single-season record with 7,224 net yards... Baltimore's rushing attack also averaged an NFL-best 187.6 yards per game and 5.8 yards per carry (best in single-season NFL history)... Made starts in two postseason contests
- **1/11 at PIT:** Started at left guard and helped block for an offense that totaled 464 yards (third most in franchise playoff history), including a franchise-playoff-record 299 rushing yards, in the Wild Card win
- **9/29 vs. BUF:** Made his first career start at left guard, officially having started at all five spots on the offensive line, in a 427-yard (271 rushing and 156 passing) and five-touchdown performance by the Ravens' offense

### 2023 (Ravens)

- Appeared in 17 games (seven starts; four at right tackle and three at left tackle), helping block for the NFL's No. 1 rushing offense (156.6 yards per game) and No. 4 scoring offense (28.4 points per game)...The ground game eclipsed 100 yards in all 17 contests, while also setting a single-season franchise record with 26 rushing touchdowns... Appeared in two postseason games
- **11/5 vs. SEA:** Started at right tackle and blocked for a rushing attack that produced a season-best 298 yards and three touchdowns... Baltimore recorded a season-high 515 total yards and 29 first downs, while its 298 rushing yards marked the fourth-best single-game output in franchise history

### 2022 (Ravens)

- Saw action in 16 games (four starts at left tackle), helping block for the NFL's No. 2 rush offense (160.2 yards per game), which produced the league's most rushes of 10-plus yards (88) and most games with 150-plus rushing yards (12)... Appeared in one postseason contest
- **10/16 at NYG:** Paved the way for a Ravens rushing attack that gained 211 yards on 24 carries, averaging a single-game franchise-record 8.8 yards per attempt

### 2021 (Ravens)

- Saw action in 13 games (12 starts) at right tackle, contributing to the NFL's sixth-ranked offense (378.8 yards per game) and third-best rushing attack (145.8 yards per game)
- **10/11 vs. IND:** Started at right tackle and blocked for a passing attack that produced a single-game franchise-record 437 passing yards
- **10/3 at DEN:** Started at right tackle and helped extend the Ravens' 100-yard rushing streak to an NFL-record-tying 43 straight games

### 2020 (Ravens)

- Saw action in all 14 games (eight starts), seeing time at right guard and center...Helped block for the NFL's No. 1 rushing attack (191.9 yards per game), which produced the third-most yards (3,071) ever in a 16-game NFL season...Baltimore also tallied a franchise-record 24 rushing touchdowns... Started two postseason contests
- **12/14 at CLE:** Started at center and helped the offense produce 231 rushing yards and a franchise-record-tying five rushing touchdowns

### 2019 (Ravens)

- Saw action in 11 games as a rookie, making five starts after becoming the starting center in Week 13... Helped Baltimore set an NFL record for single season rushing yards (3,296) and produce the league's No. 1 scoring offense (33.2 ppg)... Set new single-season franchise records for total touchdowns (64), points (531), rushing yards and total net yards (6,521)... Started one postseason contest

## COLLEGE

- Played in 34 games with 24 starts at Cal Berkeley (2015-18), mostly at left tackle, with appearances at right tackle and right guard
- Earned Associated Press Second-Team All-Pac-12 as a senior
- Earned Honorable Mention All-Pac-12 honors as a junior, helping protect QB Ross Bowers, who recorded the sixth-most passing yards (3,039) in school history, and RB Patrick Laird, who registered the 19th 1,000-yard rushing season in school history
- As a sophomore, contributed to an O-line that helped establish several single-season school records, including pass completions (383) and



fewest turnovers (15)

- In his freshman season, helped Cal rank among the nation's leaders in passing offense (third, 4,892 yards) and total offense (eighth, 6,879 yards)... Helped QB Jared Goff break two Pac-12 single-season records when he passed for 4,719 yards and 43 TDs

## PERSONAL

- Majored in legal studies
- Prepped at Westlake High School (Calif.) where he won two league championships
- Both of Mekari's parents fled war-torn countries in the Middle East in the 1970s and immigrated to Los Angeles – his mother left Iran and his father is from Lebanon

### PATRICK MEKARI'S NFL REGULAR SEASON STATISTICS

DATE	TEAM	GP	GS
2019	Ravens	11	5
2020	Ravens	14	8
2021	Ravens	13	12
2022	Ravens	16	4
2023	Ravens	17	7
2024	Ravens	17	17
<b>NFL TOTALS</b>		<b>88</b>	<b>53</b>

### PATRICK MEKARI'S NFL POSTSEASON STATISTICS

DATE	TEAM	GP	GS
2019	Ravens	1	1
2020	Ravens	2	2
2022	Ravens	1	0
2023	Ravens	2	0
2024	Ravens	2	2
<b>NFL TOTALS</b>		<b>8</b>	<b>5</b>

### 2024 GAME-BY-GAME REGULAR-SEASON STATISTICS (RAVENS)

DATE	OPPONENT	P/S	W/L	SCORE
09/05	at Chiefs	S	L	20-27
09/15	Raiders	S	L	23-26
09/22	at Cowboys	S	W	28-25
09/29	Bills	S	W	35-10
10/06	at Bengals	S	W	41-38+
10/13	Commanders	S	W	30-23
10/21	at Buccaneers	S	W	41-31
10/27	at Browns	S	L	24-29
11/03	Broncos	S	W	41-10
11/07	Bengals	S	W	35-34
11/17	at Steelers	S	L	16-18
11/25	at Chargers	S	W	30-23
12/01	Eagles	S	L	19-24
12/15	at Giants	S	W	35-14
12/21	Steelers	S	W	34-17
12/25	at Texans	S	W	31-2
01/04	Browns	S	W	35-10
<b>2024 TOTALS</b>		<b>17-17</b>	<b>12-5</b>	

+ - Overtime

### 2024 GAME-BY-GAME POSTSEASON STATISTICS (RAVENS)

DATE	OPPONENT	P/S	W/L	SCORE
01/11	Steelers	S	W	28-14
01/19	at Bills	S	L	25-27
<b>2024 TOTALS</b>		<b>2-2</b>	<b>1-1</b>	





# VENTRELL MILLER | 51

**POSITION:** LINEBACKER  
**HT:** 6-0 | **WT:** 232 | **DOB:** 1-15-1999  
**COLLEGE:** FLORIDA  
**HOMETOWN:** LAKELAND, FLA.  
**ACQ:** D4-'23  
**EXP:** 3rd YEAR

ventrell\_miller  
 trell\_51

## KEY TRANSACTIONS

- Originally drafted by Jacksonville in the fourth round (127th overall) of the 2023 draft

## PRO

### 2024 (Jaguars)

- Saw action in 15 games and made nine starts... Tallied 74 tackles (48 solo), four tackles for loss, three passes defended and one forced fumble... Posted six tackles (five solo) on special teams
- 10/20 vs. N.E.:** Started at linebacker and recorded nine tackles (five solo) and added one solo tackle on special teams
- 10/13 at CHI:** Led the team with a career-high-tying 10 tackles (eight solo) and one forced fumble
- 9/29 at HOU:** Led the team with 10 tackles (seven solo) and one tackle for loss in his first NFL start

### 2023 (Jaguars)

- Spent the season on injured reserve

## COLLEGE

- Finished his career at Florida with 240 total tackles (124 solo), 23.5 tackles for loss, 7.5 sacks, two forced fumbles, two fumble recoveries and one interception in 49 games played
- Was a two-time SEC Defensive Player of the Week in 2020
- Recorded a career-high 16 total tackles against LSU on 12/12/20

## PERSONAL

- Majored in family, youth and community sciences

## VENTRELL MILLER'S NFL REGULAR SEASON DEFENSIVE STATISTICS

DATE	TEAM	GP	TACKLES							INTERCEPTIONS					O. FUMB				ST				MISC					
			GS	TK	S	A	TFL	YDS	SK	YDS	QBH	NO	YDS	LG	TD	PD	FF	FR	TD	YDS	TK	S	A	FF	FR	S	A	
2023	Jaguars	0	0	0	0	0	0	0	0.0	0.0	0	0	0	0	0	0	0	0	0	0	0	0	0	0	0	0	0	0
2024	Jaguars	15	9	74	48	26	4	5	0.0	0.0	0	0	0	0	3	1	0	0	0	0	6	5	1	0	0	0	0	0
<b>NFL TOTALS</b>		<b>15</b>	<b>9</b>	<b>74</b>	<b>48</b>	<b>26</b>	<b>4</b>	<b>5</b>	<b>0.0</b>	<b>0.0</b>	<b>0</b>	<b>0</b>	<b>0</b>	<b>0</b>	<b>3</b>	<b>1</b>	<b>0</b>	<b>0</b>	<b>0</b>	<b>6</b>	<b>5</b>	<b>1</b>	<b>0</b>	<b>0</b>	<b>0</b>	<b>0</b>	<b>0</b>	<b>0</b>

### SINGLE-GAME HIGHS: DEFENSIVE

<b>Total Tackles</b>	10 at Chicago Bears, Oct 13, 2024 10 at Houston Texans, Sep 29, 2024	<b>Forced Fumbles</b>	1 at Chicago Bears, Oct 13, 2024
<b>Solo Tackles</b>	8 at Chicago Bears, Oct 13, 2024 7 at Houston Texans, Sep 29, 2024	<b>Tackles For Loss</b>	1 vs. Green Bay Packers, Oct 27, 2024 1 vs. Indianapolis Colts, Oct 06, 2024 ...1 more at 1.
<b>Passes Defensed</b>	1 at Buffalo Bills, Sep 23, 2024	<b>Special Teams Tackles</b>	1 vs. Green Bay Packers, Oct 27, 2024 1 vs. New England Patriots, Oct 20, 2024 ...4 more at 1.



**2024 GAME-BY-GAME REGULAR-SEASON STATISTICS (JAGUARS)**

DATE	OPPONENT	P/S	TACKLES							INTERCEPTIONS					O. FUMB				ST				MISC		SCORE																				
			TK	S	A	SK	YDS	TFL	YDS	QBH	NO	YDS	LG	TD	PD	FF	FR	TD	YDS	TK	S	A	FF	FR		S	A	W/L																	
09/08	at Dolphins	P	0	0	0	0.0	0.0	0	0	0	0	0	0	0	0	0	0	0	0	0	0	0	0	0	0	L	17-20																		
09/15	Browns	P	1	0	1	0.0	0.0	0	0	0	0	0	0	0	0	0	0	0	0	0	0	0	0	0	0	L	13-18																		
09/23	at Bills	P	5	2	3	0.0	0.0	0	0	0	0	0	0	0	1	0	0	0	0	1	1	0	0	0	0	L	10-47																		
09/29	at Texans	S	10	7	3	0.0	0.0	1	2	0	0	0	0	0	0	0	0	0	0	1	1	0	0	0	0	L	20-24																		
10/06	Colts	S	7	6	1	0.0	0.0	1	1	0	0	0	0	0	0	0	0	0	0	0	0	0	0	0	0	W	37-34																		
10/13	at Bears	S	10	8	2	0.0	0.0	0	0	0	0	0	0	0	0	1	0	0	0	0	0	0	0	0	0	L	16-35																		
10/20	Patriots	S	9	5	4	0.0	0.0	0	0	0	0	0	0	0	0	0	0	0	0	1	1	0	0	0	0	W	32-16																		
10/27	Packers	P	6	5	1	0.0	0.0	1	1	0	0	0	0	0	0	0	0	0	0	1	0	1	0	0	0	L	27-30																		
11/03	at Eagles	S	8	4	4	0.0	0.0	0	0	0	0	0	0	0	0	0	0	0	0	0	0	0	0	0	0	L	23-28																		
11/10	Vikings	S	4	3	1	0.0	0.0	0	0	0	0	0	0	0	1	0	0	0	0	0	0	0	0	0	0	L	7-12																		
11/17	at Lions	S	7	4	3	0.0	0.0	0	0	0	0	0	0	0	0	0	0	0	0	0	0	0	0	0	0	L	6-52																		
12/01	Texans	P	4	2	2	0.0	0.0	1	1	0	0	0	0	0	0	0	0	0	0	0	0	0	0	0	0	L	20-23																		
12/08	at Titans	S	2	1	1	0.0	0.0	0	0	0	0	0	0	0	0	0	0	0	0	0	0	0	0	0	0	W	10-6																		
12/15	Jets	P	0	0	0	0.0	0.0	0	0	0	0	0	0	0	1	0	0	0	0	0	0	0	0	0	0	L	25-32																		
12/22	at Raiders	S	1	1	0	0.0	0.0	0	0	0	0	0	0	0	0	0	0	0	0	0	0	0	0	0	0	L	14-19																		
12/29	Titans																								W	20-13																			
01/05	at Colts																								L	23-26+																			
INACTIVE ON INACTIVE LIST																																													
<b>2024 TOTALS</b>			<b>15-9</b>	<b>74</b>	<b>48</b>	<b>26</b>	<b>0.0</b>	<b>0.0</b>	<b>4</b>	<b>5</b>	<b>0</b>	<b>0</b>	<b>0</b>	<b>0</b>	<b>0</b>	<b>0</b>	<b>0</b>	<b>0</b>	<b>0</b>	<b>3</b>	<b>1</b>	<b>0</b>	<b>0</b>	<b>0</b>	<b>6</b>	<b>5</b>	<b>1</b>	<b>0</b>	<b>0</b>	<b>0</b>	<b>0</b>	<b>0</b>	<b>4-13</b>												

+ - Overtime





# WYATT MILUM | 64

**POSITION:** OFFENSIVE LINEMAN  
**HT:** 6-6 | **WT:** 317 | **DOB:** 12-27-2001  
**COLLEGE:** WEST VIRGINIA  
**HOMETOWN:** KENOVA, W. VA.  
**ACQ:** D3-25  
**EXP:** R

@MilumWyatt  
 @wyattmilum19

## KEY TRANSACTIONS

- Originally drafted by Jacksonville in the third round (89th overall) of the 2025 Draft

## COLLEGE

- Started 43-of-47 games at tackle during his career at West Virginia, including 42-straight to close out his college career
- Did not allow a sack in 34 of the last 36 games in which he played, including zero sacks allowed over his last two seasons
- Part of an offense that rushed for 140-plus yards in 27 of its past 29 games
- 2024 honors: Consensus First-Team All-American, Outland Trophy Semifinalist, First-Team All-Big 12, Big 12 Offensive Lineman of the Year, Academic All-Big 12 Conference First-Team
- Started all 11 games at left tackle in his final season (2024) for the ninth-ranked rushing attack among Power Four schools
- Helped the Mountaineers rush for 200-plus yards 18 times and 300-plus yards six times over his last three seasons (2022-24)

## PERSONAL

- Played offensive and defensive tackle at Spring Valley High (Huntington, W.Va.)
- Three-time West Virginia All-State honoree, earning First-Team honors as a junior and senior and Second-Team as a sophomore
- In his career, saw action on 1,480 plays and did not allow a sack
- Graduated with his bachelor's degree in multidisciplinary studies
- Received a D1 baseball scholarship offer in eighth grade prior to focusing on football in high school

## WYATT MILUM'S COLLEGE STATISTICS

DATE	TEAM	GP	GS
2021	West Virginia	12	8
2022	West Virginia	12	12
2023	West Virginia	12	11
2024	West Virginia	11	11
<b>TOTALS</b>		<b>47</b>	<b>42</b>

## COLLEGE 2024 GAME-BY-GAME STATISTICS (WEST VIRGINIA)

DATE	OPPONENT	P/S	W/L	SCORE
08/31	Penn St.	S	L	12-34
09/07	UAlbany	S	W	49-14
09/14	at Pittsburgh	S	L	34-38
09/21	Kansas	S	W	32-28
10/05	at Oklahoma St.	S	W	38-14
10/12	Iowa St.	S	L	16-28
10/19	Kansas St.	S	L	18-45
10/26	at Arizona		W	31-26
11/09	at Cincinnati	S	W	31-24
11/16	Baylor	S	L	35-49
11/23	UCF	S	W	31-21
11/30	at Texas Tech	S	L	15-52
12/17	Memphis		L	37-42
<b>2024 TOTALS</b>		<b>11-11</b>	<b>6-7</b>	





# JONAH MONHEIM | 60

**POSITION:** OFFENSIVE LINEMAN  
**HT:** 6-5 | **WT:** 310 | **DOB:** 6-7-2002  
**COLLEGE:** SOUTHERN CALIFORNIA  
**HOMETOWN:** MOORPARK, CALIF.  
**ACQ:** D7-'25  
**EXP:** R

@JonahMonheim  
 @jonah\_monheim

## KEY TRANSACTIONS

- Originally drafted by Jacksonville in the seventh round (221st overall) of the 2025 draft

## COLLEGE

- Appeared in 52 games in his career (46 starts), including 18 games at right tackle, 12 games at left tackle, 12 at center, and four times at right guard... Has one career tackle
- In 2024, he appeared in 12 games (12 starts) and contributed to USC's top-10 finish in passing offense (291.9) nationally and first in the Big Ten, and ranked 23 in the nation in total offense (437.2) and second in the Big Ten... Earned Third Team All-Big Ten Honors for his 2024 performance
- In 2022, Monheim was a crucial piece of USC QB Caleb Williams' Heisman-winning campaign, allowing him to complete 333-of-500 (.666) passes for 4,537 yards and 42 touchdowns, and was the No. 9 graded tackle in the nation, per Pro Football Focus... Earned an All-Pac-12 Honorable Mention

## PERSONAL

- Attended Moorpark (Calif.) High School
- Earned his bachelor's degree in business administration from Southern California and earned placement on the 2021, 2022 and 2023 Pac-12 Academic Honor Roll

## JONAH MONHEIM'S COLLEGE STATISTICS

DATE	TEAM	GP	GS
2020	Southern California	1	0
2021	Southern California	12	7
2022	Southern California	14	14
2023	Southern California	12	11
2024	Southern California	12	12
<b>TOTALS</b>		<b>51</b>	<b>44</b>

## COLLEGE 2024 GAME-BY-GAME STATISTICS (SOUTHERN CALIFORNIA)

DATE	OPPONENT	P/S	W/L	SCORE
09/01	at LSU	S	W	27-20
09/07	Utah St.	S	W	48-0
09/21	at Michigan	S	L	24-27
09/28	Wisconsin	S	W	38-21
10/05	at Minnesota	S	L	17-24
10/12	Penn St.	S	L	30-33+
10/19	at Maryland	S	L	28-29
10/25	Rutgers	S	W	42-20
11/02	at Washington	S	L	21-26
11/16	Nebraska	S	W	28-20
11/23	at UCLA	S	W	19-13
11/30	Notre Dame	S	L	35-49
12/27	at Texas A&M		W	35-31
DID NOT PLAY (NON-INJURY)				
<b>2024 TOTALS</b>		<b>12-12</b>	<b>7-6</b>	

+ - Overtime





# QUINTIN MORRIS | 45

**POSITION:** TIGHT END  
**HT:** 6-2 | **WT:** 243 | **DOB:** 1-21-1999  
**COLLEGE:** BOWLING GREEN  
**HOMETOWN:** RICHMOND, TEXAS  
**ACQ:** UFA (BUF)-25  
**EXP:** 4th YEAR

@QuintinMorris\_  
 @quintinmorris\_

## KEY TRANSACTIONS

- Signed with Buffalo as an undrafted free agent on 5/13/21
- Signed to the practice squad by Buffalo on 9/2/21
- Signed with Buffalo on 1/24/22
- Signed with Jacksonville on 5/19/25

## PRO

### 2024 (Bills)

- Played in 16 regular-season games (three starts) and recorded five receptions for 36 yards and one touchdown... Also saw action in three postseason matchups
- **1/5 at NE:** Tied his single-game career high with three receptions
- **11/3 vs. MIA:** Registered a two-yard touchdown reception

### 2023 (Bills)

- Appeared in 15 regular-season games and caught two passes for 26 yards and a touchdown along with two postseason contests
- **10/15 vs. NYG:** Scored the game-winning touchdown on a 15-yard pass from QB Josh Allen

### 2022 (Bills)

- Played in 14 games (one start) and totaled a career-high eight receptions for a career-high 84 yards and one touchdown... Also appeared in two postseason contests (one start) and caught two passes for 18 yards
- **12/17 vs. MIA:** Scored his first career touchdown on a 14-yard pass
- **11/24 vs. DET:** Recorded the first forced fumble of his NFL career on special teams and later recovered the first fumble of his career

### 2021 (Bills)

- Did not play

## COLLEGE

- Played at Bowling Green from 2017-20
- Totaled 125 receptions for 1,529 yards and 13 touchdowns in 40 games
- Named First-Team All-MAC in 2020 after producing 20 catches for 248 yards in a COVID-shortened season
- Led team with 55 receptions, 649 receiving yards and four touchdown catches and was named Second-Team All-MAC in 2019
- In 2018, posted 42 receptions for 516 yards and seven touchdowns in 12 games (11 starts)
- Played in 11 games as a true freshman and caught eight passes for 116 yards and two touchdowns

## PERSONAL

- Also played basketball at George Ranch High School (Richmond, Texas), averaging 12.6 points and 4.9 rebounds per game as a senior
- Son of Eddie and Vanessa Morris and has two brothers, Evan and Antoine
- Enjoys doing community work with the Special Olympics as his brother, Evan, is a Special Olympian in Texas
- His father played football at Mississippi Valley State, and his mother is in the MVSU Hall of Fame for basketball
- Majored in health science

## QUINTIN MORRIS' NFL REGULAR SEASON RUSHING/RECEIVING STATISTICS

DATE	TEAM	GP	GS	RECEIVING					RUSHING				
				NO.	YDS.	AVG.	LG	TD	NO.	YDS.	AVG.	LG	TD
2021	Bills	0	0	0	0	0.0	0	0	0	0	0	0	0
2022	Bills	14	1	8	84	10.5	26	1	0	0	0.0	0	0
2023	Bills	15	0	2	26	13.0	15t	1	0	0	0.0	0	0
2024	Bills	16	3	5	36	7.2	14	1	0	0	0.0	0	0
<b>NFL TOTALS</b>		<b>45</b>	<b>4</b>	<b>15</b>	<b>146</b>	<b>9.7</b>	<b>26</b>	<b>3</b>	<b>0</b>	<b>0</b>	<b>0.0</b>	<b>0</b>	<b>0</b>



**QUINTIN MORRIS' NFL POSTSEASON RUSHING/RECEIVING STATISTICS**

DATE	TEAM	GP	GS	RECEIVING					RUSHING					
				NO.	YDS.	AVG.	LG	TD	NO.	YDS.	AVG.	LG	TD	
2021	Bills	0	0	0	0	0.0	0	0	0	0	0	0.0	0	0
2022	Bills	2	1	2	18	9.0	12	0	0	0	0.0	0	0	0
2023	Bills	2	0	0	0	0.0	0	0	0	0	0.0	0	0	0
2024	Bills	3	0	0	0	0.0	0	0	0	0	0.0	0	0	0
<b>NFL TOTALS</b>		<b>7</b>	<b>1</b>	<b>2</b>	<b>18</b>	<b>9.0</b>	<b>12</b>	<b>0</b>	<b>0</b>	<b>0</b>	<b>0.0</b>	<b>0</b>	<b>0</b>	<b>0</b>

**SINGLE-GAME HIGHS: RECEIVING**

<b>Receptions</b>	3 at New England Patriots, Jan 05, 2025 3 vs. Pittsburgh Steelers, Oct 09, 2022	<b>All-Purpose Yards</b>	39 vs. Pittsburgh Steelers, Oct 09, 2022 22 at Miami Dolphins, Sep 25, 2022
<b>Receiving Yards</b>	39 vs. Pittsburgh Steelers, Oct 09, 2022 22 at Miami Dolphins, Sep 25, 2022	<b>Special Teams Tackles</b>	1 vs. New England Patriots, Jan 08, 2023 1 at Detroit Lions, Nov 24, 2022 ...1 more at 1.
<b>Receiving Average</b>	13.0 vs. Pittsburgh Steelers, Oct 09, 2022 6.7 at New England Patriots, Jan 05, 2025	<b>Most TDs</b>	1 vs. Miami Dolphins, Nov 03, 2024 1 vs. New York Giants, Oct 15, 2023 ...1 more at 1.
<b>Longest Receptions</b>	26 vs. Pittsburgh Steelers, Oct 09, 2022 15t vs. New York Giants, Oct 15, 2023 ...1 more at 15.	<b>Scrimmage Yards</b>	39 vs. Pittsburgh Steelers, Oct 09, 2022 22 at Miami Dolphins, Sep 25, 2022
<b>Receiving TDs</b>	1 vs. New York Giants, Oct 15, 2023 1 vs. Miami Dolphins, Dec 17, 2022		

**SINGLE-GAME HIGHS - POSTSEASON: RECEIVING**

<b>Receptions</b>	1 vs. Cincinnati Bengals, Jan 22, 2023 1 vs. Miami Dolphins, Jan 15, 2023	<b>All-Purpose Yards</b>	12 vs. Miami Dolphins, Jan 15, 2023 6 vs. Cincinnati Bengals, Jan 22, 2023
<b>Receiving Yards</b>	12 vs. Miami Dolphins, Jan 15, 2023 6 vs. Cincinnati Bengals, Jan 22, 2023	<b>Special Teams Tackles</b>	1 vs. Pittsburgh Steelers, Jan 15, 2024 1 vs. Miami Dolphins, Jan 15, 2023
<b>Longest Receptions</b>	12 vs. Miami Dolphins, Jan 15, 2023 6 vs. Cincinnati Bengals, Jan 22, 2023	<b>Scrimmage Yards</b>	12 vs. Miami Dolphins, Jan 15, 2023 6 vs. Cincinnati Bengals, Jan 22, 2023

**2024 GAME-BY-GAME REGULAR-SEASON STATISTICS (BILLS)**

DATE	OPPONENT	P/S	RECEIVING					RUSHING					W/L	SCORE	
			NO.	YDS.	AVG.	LG	TD	NO.	YDS.	AVG.	LG	TD			
09/08	Cardinals	P	0	0	0.0	0	0	0	0	0.0	0	0	0	W	34-28
09/12	at Dolphins	P	0	0	0.0	0	0	0	0	0.0	0	0	0	W	31-10
09/23	Jaguars	P	0	0	0.0	0	0	0	0	0.0	0	0	0	W	47-10
09/29	at Ravens	P	0	0	0.0	0	0	0	0	0.0	0	0	0	L	10-35
10/06	at Texans	P	0	0	0.0	0	0	0	0	0.0	0	0	0	L	20-23
10/14	at Jets	P	0	0	0.0	0	0	0	0	0.0	0	0	0	W	23-20
10/20	Titans	P	0	0	0.0	0	0	0	0	0.0	0	0	0	W	34-10
10/27	at Seahawks	P	0	0	0.0	0	0	0	0	0.0	0	0	0	W	31-10
11/03	Dolphins	S	1	2	2.0	2t	1	0	0	0.0	0	0	0	W	30-27
11/10	at Colts	P	0	0	0.0	0	0	0	0	0.0	0	0	0	W	30-20
11/17	Chiefs	P	0	0	0.0	0	0	0	0	0.0	0	0	0	W	30-21
12/01	49ers	S	1	14	14.0	14	0	0	0	0.0	0	0	0	W	35-10
12/08	at Rams													L	42-44
12/15	at Lions	P	0	0	0.0	0	0	0	0	0.0	0	0	0	W	48-42
12/22	Patriots	P	0	0	0.0	0	0	0	0	0.0	0	0	0	W	24-21
12/29	Jets	P	0	0	0.0	0	0	0	0	0.0	0	0	0	W	40-14
01/05	at Patriots	S	3	20	6.7	8	0	0	0	0.0	0	0	0	L	16-23
<b>2024 TOTALS</b>	<b>16-3</b>		<b>5</b>	<b>36</b>	<b>7.2</b>	<b>14</b>	<b>1</b>	<b>0</b>	<b>0</b>	<b>0.0</b>	<b>0</b>	<b>0</b>	<b>0</b>	<b>13-4</b>	

**2024 GAME-BY-GAME POSTSEASON STATISTICS (BILLS)**

DATE	OPPONENT	P/S	RECEIVING					RUSHING					W/L	SCORE	
			NO.	YDS.	AVG.	LG	TD	NO.	YDS.	AVG.	LG	TD			
01/12	Broncos	P	0	0	0.0	0	0	0	0	0.0	0	0	0	W	31-7
01/19	Ravens	P	0	0	0.0	0	0	0	0	0.0	0	0	0	W	27-25
01/26	at Chiefs	P	0	0	0.0	0	0	0	0	0.0	0	0	0	L	29-32
<b>2024 TOTALS</b>	<b>3-0</b>		<b>0</b>	<b>0</b>	<b>0.0</b>	<b>0</b>	<b>0</b>	<b>0</b>	<b>0</b>	<b>0.0</b>	<b>0</b>	<b>0</b>	<b>0</b>	<b>2-1</b>	





## ELI MOSTAERT | 67

**POSITION:** DEFENSIVE LINEMAN  
**HT:** 6-3 | **WT:** 289 | **DOB:** 8-14-2000  
**COLLEGE:** NORTH DAKOTA STATE  
**HOMETOWN:** LAKEVILLE, MINN.  
**ACQ:** UDFA-'25  
**EXP:** R

@EliMostaert  
 @eli\_most53

### KEY TRANSACTIONS

- Originally signed by Jacksonville as an undrafted free agent following the 2025 draft

### COLLEGE

- Played in 61 games over six seasons at North Dakota State (2019-24)
- Career totals include 176 tackles (88 solo) 33 tackles for loss, 19.5 sacks, six passes defended, one interception returned for a touchdown, one fumble recovery and one blocked field goal
- Two-time team captain (2023, 2024)
- Started all 16 games at defensive tackle for the FCS Champions in 2024, ranking second on the team in tackles (56) and leading the Bison with 11.5 tackles for loss and 6.0 sacks... Named First-Team All-MVFC
- Voted 2023 Second-Team All-MVFC after starting 15 games and posting 37 tackles, four tackles for loss, a half-sack, an interception returned 35 yards for a touchdown and a blocked field goal
- Started the first two games of the season at defensive tackle before being sidelined with a broken leg, totaling five tackles on the season
- Totaled 44 tackles and was second on the team with 10 tackles for loss and 7.5 sacks, tied for fourth-most sacks among MVFC players, in 2021... Named Honorable Mention All-MVFC... His 3.5 sacks in a win at Illinois State tied for fifth-most sacks in Bison single-game history
- Tabbed 2020 Honorable Mention All-MVFC after tying for the team lead in sacks (4.5) to go with 34 tackles and 6.5 tackles for loss

### PERSONAL

- Two-year starter and three-year letterman at Lakeville North High School (Minn.), totaling 138 tackles, 34 tackles for loss and 14.0 sacks
- Made 96 tackles with 22 tackles for loss, 9.0 sacks, two interceptions and a touchdown in 2018 to be named Associated Press First-Team All-State
- Academic All-State in track and field, competing in the shot put and discus
- Also played basketball
- Graduated from NDSU in May 2023 with a bachelor's degree in finance and earned a master's degree in business administration from NDSU in December 2024
- Has a sister, Riley, and a twin brother, Will, who was a teammate at NDSU

### ELI MOSTAERT'S COLLEGE DEFENSIVE STATISTICS

DATE	TEAM	GP	GS	TACKLES						INTERCEPTIONS					O. FUMB			ST		MISC								
				TK	S	A	TFL	YDS	SK	YDS	QBH	NO	YDS	LG	TD	PD	FF	FR	TD	YDS	TK	S	A	FF	FR	S	A	
2019	North Dakota St.	2	0	0	0	0	0.0	0.0	0.0	0.0	0	0	0	0	0	0	0	1	0	0	0	0	0	0	0	0	0	
2020	North Dakota St.	10	1	34	17	17	6.5	38.0	4.5	35.0	1	0	0	0	0	2	0	0	0	0	0	0	0	0	0	0	0	
2021	North Dakota St.	15	0	44	22	22	10.0	54.0	7.5	50.0	2	0	0	0	0	2	0	0	0	0	0	0	0	0	0	0	0	
2022	North Dakota St.	3	3	5	2	3	1.0	7.0	1.0	7.0	1	0	0	0	0	0	0	0	0	0	0	0	0	0	0	0	0	
2023	North Dakota St.	15	15	37	17	20	4.0	10.0	0.5	3.0	5	1	35	35	1	2	0	0	0	0	0	0	0	0	0	0	0	
2024	North Dakota St.	16	16	56	30	26	11.5	41.0	6.0	32.0	5	0	0	0	0	0	0	0	0	0	0	0	0	0	0	0	0	
<b>TOTALS</b>		<b>61</b>	<b>35</b>	<b>176</b>	<b>88</b>	<b>88</b>	<b>33.0</b>	<b>150.0</b>	<b>19.5</b>	<b>127.0</b>	<b>14</b>	<b>1</b>	<b>35</b>	<b>35</b>	<b>1</b>	<b>6</b>	<b>0</b>	<b>1</b>	<b>0</b>	<b>0</b>	<b>0</b>	<b>0</b>	<b>0</b>	<b>0</b>	<b>0</b>	<b>0</b>	<b>0</b>	<b>0</b>



**COLLEGE 2024 GAME-BY-GAME STATISTICS (NORTH DAKOTA ST.)**

DATE	OPPONENT	P/S	TACKLES								INTERCEPTIONS					O. FUMB				ST				MISC		SCORE		
			TK	S	A	SK	YDS	TFL	YDS	QBH	NO	YDS	LG	TD	PD	FF	FR	TD	YDS	TK	S	A	FF	FR	S		A	W/L
08/29	at Colorado	S	5	4	1	0.0	0.0	0.0	0.0	0	0	0	0	0	0	0	0	0	0	0	0	0	0	0	0	0	L	26-31
09/07	Tennessee St.	S	1	0	1	0.0	0.0	0.0	0.0	1	0	0	0	0	0	0	0	0	0	0	0	0	0	0	0	0	W	52-3
09/14	at ETSU	S	3	3	0	0.0	0.0	1.0	1.0	0	0	0	0	0	0	0	0	0	0	0	0	0	0	0	0	W	38-35	
09/21	Towson	S	1	0	1	0.0	0.0	0.0	0.0	1	0	0	0	0	0	0	0	0	0	0	0	0	0	0	0	W	41-24	
09/28	at Illinois St.	S	3	2	1	2.0	14.0	2.0	14.0	0	0	0	0	0	0	0	0	0	0	0	0	0	0	0	0	W	42-10	
10/05	North Dakota	S	4	2	2	0.0	0.0	1.0	1.0	1	0	0	0	0	0	0	0	0	0	0	0	0	0	0	0	W	41-17	
10/12	at Southern Ill.	S	6	3	3	1.0	3.0	2.5	5.0	0	0	0	0	0	0	0	0	0	0	0	0	0	0	0	0	W	24-3	
10/19	South Dakota St.	S	6	2	4	0.0	0.0	0.0	0.0	1	0	0	0	0	0	0	0	0	0	0	0	0	0	0	0	W	13-9	
10/26	at Murray St.	S	4	3	1	0.0	0.0	0.0	0.0	0	0	0	0	0	0	0	0	0	0	0	0	0	0	0	0	W	59-6	
11/02	UNI	S	2	1	1	0.0	0.0	1.0	1.0	0	0	0	0	0	0	0	0	0	0	0	0	0	0	0	0	W	42-19	
11/16	Missouri St.	S	4	3	1	1.5	3.0	1.5	3.0	0	0	0	0	0	0	0	0	0	0	0	0	0	0	0	0	W	59-21	
11/23	at South Dakota	S	5	1	4	0.5	5.0	0.5	5.0	0	0	0	0	0	0	0	0	0	0	0	0	0	0	0	0	L	28-29	
12/07	Abilene Christian	S	5	3	2	1.0	7.0	2.0	11.0	0	0	0	0	0	0	0	0	0	0	0	0	0	0	0	0	W	51-31	
12/14	Mercer	S	4	1	3	0.0	0.0	0.0	0.0	0	0	0	0	0	0	0	0	0	0	0	0	0	0	0	0	W	31-7	
12/21	South Dakota St.	S	3	2	1	0.0	0.0	0.0	0.0	0	0	0	0	0	0	0	0	0	0	0	0	0	0	0	0	W	28-21	
01/06	at Montana St.	S	0	0	0	0.0	0.0	0.0	0.0	1	0	0	0	0	0	0	0	0	0	0	0	0	0	0	0	W	35-32	
<b>2024 TOTALS</b>		<b>16-16</b>	<b>56</b>	<b>30</b>	<b>26</b>	<b>6.0</b>	<b>32.0</b>	<b>11.5</b>	<b>41.0</b>	<b>5</b>	<b>0</b>	<b>0</b>	<b>0</b>	<b>0</b>	<b>0</b>	<b>0</b>	<b>0</b>	<b>0</b>	<b>0</b>	<b>0</b>	<b>0</b>	<b>0</b>	<b>0</b>	<b>0</b>	<b>0</b>	<b>14-2</b>		





# JABBAR MUHAMMAD | 37

POSITION: DEFENSIVE BACK

HT: 5-10 | WT: 185 | DOB: 12-28-2001

COLLEGE: OREGON

HOMETOWN: DESOTO, TEXAS

ACQ: UDFA-'25

EXP: R



## KEY TRANSACTIONS

- Originally signed by Jacksonville as an undrafted free agent following the 2025 draft

## COLLEGE

- Played collegiately at Oklahoma State (2020-22), Washington (2023) and Oregon (2024)
- Started all 14 games at cornerback in 2024, earning All-Big Ten Second-Team honors from the media... Finished with 41 tackles (22 solo) while leading the Ducks and the Big Ten with 12 pass breakups
- Started all 15 games at Washington in 2023, finishing with 46 tackles, 19 passes defended five tackles for loss, three interceptions and 2.0 sacks... His 19 passes defended tied for second nationally and led the Pac 12... Tabbed Associated Press All-Pac 12 First-Team
- Registered 48 tackles (32 solo), nine pass breakups, one interception and one forced fumble at Oklahoma State in 2022
- Appeared in all 14 games in 2021 and posted 23 tackles (18 solo), three passes defended and half a sack
- Played in five games as a true freshman (2020)

## PERSONAL

- Three-year letterman at DeSoto (Texas)
- Produced 34 tackles and intercepted one pass in his senior campaign
- Totaled 32 tackles, 18 pass breakups and five interceptions as a junior to be named First-Team All-District
- Also ran as a sprinter on the DeSoto track and field team

## JABBAR MUHAMMAD'S COLLEGE DEFENSIVE STATISTICS

DATE	TEAM	GP	GS	TACKLES							INTERCEPTIONS					O. FUMB				ST				MISC				
				TK	S	A	TFL	YDS	SK	YDS	QBH	NO	YDS	LG	TD	PD	FF	FR	TD	YDS	TK	S	A	FF	FR	S	A	
2020	Oklahoma St.	6	0	1	1	0	0.0	0.0	0.0	0.0	0	0	0	0	0	0	0	0	0	0	0	0	0	0	0	0	0	0
2021	Oklahoma St.	14	1	23	18	5	0.5	4.0	0.5	4.0	1	0	0	0	0	3	0	0	0	0	0	0	0	0	0	0	0	0
2022	Oklahoma St.	12	12	48	32	16	0.5	1.0	0.0	0.0	0	1	0	0	9	1	0	0	0	0	0	0	0	0	0	0	0	0
2023	Washington	15	15	46	41	5	5.0	21.0	2.0	13.0	0	3	53	42	0	15	0	1	0	0	0	0	0	0	0	0	0	0
2024	Oregon	14	14	41	22	19	0.5	1.0	0.0	0.0	0	0	0	0	12	0	0	0	0	0	0	0	0	0	0	0	0	0
<b>TOTALS</b>		<b>61</b>	<b>42</b>	<b>159</b>	<b>114</b>	<b>45</b>	<b>6.5</b>	<b>27.0</b>	<b>2.5</b>	<b>17.0</b>	<b>1</b>	<b>4</b>	<b>53</b>	<b>42</b>	<b>0</b>	<b>39</b>	<b>1</b>	<b>1</b>	<b>0</b>	<b>0</b>	<b>0</b>	<b>0</b>	<b>0</b>	<b>0</b>	<b>0</b>	<b>0</b>	<b>0</b>	<b>0</b>

## COLLEGE 2024 GAME-BY-GAME STATISTICS (OREGON)

DATE	OPPONENT	P/S	TACKLES							INTERCEPTIONS					O. FUMB				ST				MISC					
			TK	S	A	SK	YDS	TFL	YDS	QBH	NO	YDS	LG	TD	PD	FF	FR	TD	YDS	TK	S	A	FF	FR	S	A	W/L	SCORE
08/31	Idaho	S	2	1	1	0.0	0.0	0.0	0.0	0	0	0	0	0	0	0	0	0	0	0	0	0	0	0	0	0	W	24-14
09/07	Boise St.	S	6	2	4	0.0	0.0	0.5	1.0	0	0	0	0	0	3	0	0	0	0	0	0	0	0	0	0	0	W	37-34
09/14	at Oregon St.	S	5	3	2	0.0	0.0	0.0	0.0	0	0	0	0	1	0	0	0	0	0	0	0	0	0	0	0	W	49-14	
09/28	at UCLA	S	0	0	0	0.0	0.0	0.0	0.0	0	0	0	0	2	0	0	0	0	0	0	0	0	0	0	0	W	34-13	
10/04	Michigan St.	S	2	1	1	0.0	0.0	0.0	0.0	0	0	0	0	0	0	0	0	0	0	0	0	0	0	0	0	W	31-10	
10/12	Ohio St.	S	4	2	2	0.0	0.0	0.0	0.0	0	0	0	0	0	0	0	0	0	0	0	0	0	0	0	0	W	32-31	
10/18	at Purdue	S	2	2	0	0.0	0.0	0.0	0.0	0	0	0	0	0	1	0	0	0	0	0	0	0	0	0	0	W	35-0	
10/26	Illinois	S	1	1	0	0.0	0.0	0.0	0.0	0	0	0	0	0	0	0	0	0	0	0	0	0	0	0	0	W	38-9	
11/02	at Michigan	S	6	3	3	0.0	0.0	0.0	0.0	0	0	0	0	0	1	0	0	0	0	0	0	0	0	0	0	W	38-17	
11/09	Maryland	S	1	1	0	0.0	0.0	0.0	0.0	0	0	0	0	0	1	0	0	0	0	0	0	0	0	0	0	W	39-18	
11/16	at Wisconsin	S	2	1	1	0.0	0.0	0.0	0.0	0	0	0	0	0	0	0	0	0	0	0	0	0	0	0	0	W	16-13	
11/30	Washington	S	2	0	2	0.0	0.0	0.0	0.0	0	0	0	0	0	0	0	0	0	0	0	0	0	0	0	0	W	49-21	
12/07	Penn St.	S	3	2	1	0.0	0.0	0.0	0.0	0	0	0	0	0	2	0	0	0	0	0	0	0	0	0	0	W	45-37	
01/01	Ohio St.	S	5	3	2	0.0	0.0	0.0	0.0	0	0	0	0	0	1	0	0	0	0	0	0	0	0	0	0	L	21-41	
<b>2024 TOTALS</b>		<b>14-14</b>	<b>41</b>	<b>22</b>	<b>19</b>	<b>0.0</b>	<b>0.0</b>	<b>0.5</b>	<b>1.0</b>	<b>0</b>	<b>0</b>	<b>0</b>	<b>0</b>	<b>0</b>	<b>12</b>	<b>0</b>	<b>0</b>	<b>0</b>	<b>0</b>	<b>0</b>	<b>0</b>	<b>0</b>	<b>0</b>	<b>0</b>	<b>0</b>	<b>0</b>	<b>13-1</b>	





# NICK MULLENS | 14

**POSITION:** QUARTERBACK  
**HT:** 6-0 | **WT:** 210 | **DOB:** 3-21-1995  
**COLLEGE:** SOUTHERN MISSISSIPPI  
**HOMETOWN:** HOOVER, ALA.  
**ACQ:** UFA (MIN)-'25  
**EXP:** 7th YEAR

@NickMullens  
 @nickmullens

## KEY TRANSACTIONS

- Signed as an undrafted free agent by the San Francisco 49ers following the 2017 NFL Draft
- Signed by the 49ers to the practice squad on 9/3/17
- Signed by the 49ers from the practice squad to the active roster on 9/26/18
- Re-signed with 49ers on 5/1/20
- Signed by the Philadelphia Eagles on 6/17/21
- Released by the Eagles on 8/28/21
- Signed by the Cleveland Browns to the practice squad on 9/1/21
- Signed by the Browns from the practice squad to the active roster on 1/5/22
- Signed by the Las Vegas Raiders on 4/4/22
- Acquired by the Minnesota Vikings via trade with the Raiders on 8/22/22
- Re-signed by the Vikings on 3/14/23
- Signed with Jacksonville on 3/13/25

## PRO

### 2024 (Vikings)

- Saw action in four games and completed two-of-two passes for 38 yards

### 2023 (Vikings)

- Started three of the five games in which he appeared for the Vikings and completed 100-of-148 passes for 1,306 yards and seven touchdowns... His three games with at least 300 passing yards were the most in a single season in his career
- **1/7 at DET:** Completed 30-of-33 passes for 396 yards and two touchdowns
- **12/24 vs. DET:** Completed 22-of-36 passes for 411 yards, tallying the second 400-yard passing game of his career and the first since 2018
- **12/16 at CIN:** Made his first career start for the Vikings, completing 26-of-33 for 303 yards and two touchdowns

### 2022 (Vikings)

- Saw action in four games and completed 21-25 passes for 224 yards and one touchdown
- **1/8 vs. CHI:** Completed 11-of-13 passes for 116 passing yards
- **1/1 at G.B.:** Completed four-of-four passes for 57 yards and one touchdown, his first touchdown pass as a Viking and 27th of his career

### 2021 (Browns)

- Started one game after spending the majority of the season on the team's practice squad
- **12/20 vs. L.V.:** Completed 20-of-30 attempts for 147 yards with one touchdown in his only start as a Brown

### 2020 (49ers)

- Appeared in a career-high 10 games (eight starts) and set career-highs in passing yards (2,445), pass attempts (326) and completions (211)
- **12/7 vs. BUF:** Completed 26-of-39 passes for 316 yards and a single-game career-high-tying three touchdowns
- **11/5 vs. G.B.:** Completed 22-of-35 passes for 291 yards and one touchdown
- **9/27 at NYG:** Completed 25-of-36 passes for 343 yards and one touchdown

### 2019 (49ers)

- Appeared in one contest
- **10/27 vs. CAR:** Logged three rush attempts

### 2018 (49ers)

- Started eight contests and completed 176-of-274 passes for 2,277 yards and a career-high 13 touchdowns
- **12/30 at LAR:** Completed 23-of-33 attempts for 282 yards and a career-high-tying three touchdowns... Posted his second career game with three passing touchdowns to become the first quarterback in 49ers history to log multiple three-passing touchdown games within their first two seasons since 2000
- **12/2 at SEA:** Completed 30-of-48 passes for a career-high 414 yards and two touchdowns... Became the first 49ers quarterback to throw for 400-plus yards since 2013



- **11/1 vs. OAK:** Completed 16-of-22 attempts for 262 yards and a career-high three touchdowns... Posted a career-best 151.9 passer rating, the second-highest by a quarterback in their NFL debut since 1973 (min. 15 attempts)... Joined Pro Football Hall of Famers Jim Kelly (1986) and Fran Tarkenton (1961) as the only players in NFL history to record 250-plus yards, three-plus touchdowns and zero interceptions in their NFL debut

## 2017 (49ers)

- Spent the season on the team's practice squad

## COLLEGE

- Played in 44 games with 41 starts at Southern Mississippi from 2013-16, completing 928-of-1,546 attempts for 11,994 yards and 87 touchdowns
- In 2016, started 11 contests and completed 243-of-384 attempts for 3,272 yards and 24 touchdowns
- Named the 2015 Conference USA Offensive Player of the Year after starting 14 contests and setting single-season school records for passing yards (4,476) and touchdown passes (38)
- In 2014, started 10 games and completed 218-of-365 attempts for 2,470 passing yards and 12 touchdowns
- As a freshman in 2013, appeared in nine games (six starts) and passed for 1,776 yards and 13 touchdowns while earning Conference USA All-Freshman honors

## PERSONAL

- Son of Suzanne and Mark Mullens
- Has an older brother, Frank, and an older sister, Heather
- Uncle, Scott Tabor, played baseball at Arkansas, while grandpa, Ernie Tabor, played Major League baseball for the Philadelphia Phillies
- Majored in marketing
- Attended Spain Park (Ala.) High School and recorded 8,605 career passing yards and 40 touchdowns
- Finished his prep career with the seventh-most passing yards in AHSAA history

### NICK MULLENS' NFL REGULAR SEASON PASSING STATISTICS

DATE	TEAM	GP	GS	ATT.	CMP.	PCT.	YDS	AVG.	TD	INT.	LG	SK	LST	RATE
2017	49ers	0	0	0	0	0.0	0	0.0	0	0	0	0	0	0.0
2018	49ers	8	8	274	176	64.2	2,277	8.3	13	10	85t	17	127	90.8
2019	49ers	1	0	0	0	0.0	0	0.0	0	0	0	0	0	0.0
2020	49ers	10	8	326	211	64.7	2,437	7.5	12	12	49	19	139	84.1
2021	Browns	1	1	30	20	66.7	147	4.9	1	0	25	0	0	89.2
2022	Vikings	4	0	25	21	84.0	224	9.0	1	1	37	0	0	100.7
2023	Vikings	5	3	148	100	67.6	1,306	8.8	7	8	47	12	105	88.4
2024	Vikings	4	0	2	2	100.0	38	19.0	0	0	24	0	0	118.8
<b>TOTALS</b>		<b>33</b>	<b>20</b>	<b>805</b>	<b>530</b>	<b>65.8</b>	<b>6,429</b>	<b>8.0</b>	<b>34</b>	<b>31</b>	<b>85T</b>	<b>48</b>	<b>371</b>	<b>88.3</b>

### NICK MULLENS' NFL REGULAR SEASON RUSHING STATISTICS

DATE	TEAM	NO.	YDS.	AVG.	LG	TD
2017	49ers	0	0	0.0	0	0
2018	49ers	18	-16	-0.9	2	0
2019	49ers	3	-3	-1.0	0	0
2020	49ers	9	8	0.9	7	0
2021	Browns	0	0	0.0	0	0
2022	Vikings	4	8	2.0	4	0
2023	Vikings	10	25	2.5	6	0
2024	Vikings	3	-2	-0.7	0	0
<b>TOTALS</b>		<b>47</b>	<b>20</b>	<b>0.4</b>	<b>7</b>	<b>0</b>

### NICK MULLENS' NFL REGULAR SEASON PASSING/RUSHING STATISTICS

DATE	TEAM	GP	GS	PASSING											RUSHING					
				ATT.	CMP.	PCT.	YDS	AVG.	TD	INT.	LG	SK	LST	RATE	NO.	YDS.	AVG.	LG	TD	
2017	49ers	0	0	0	0	0.0	0	0.0	0	0	0	0	0	0	0.0	0	0	0.0	0	0
2018	49ers	8	8	274	176	64.2	2,277	8.3	13	10	85t	17	127	90.8	18	-16	-0.9	2	0	
2019	49ers	1	0	0	0	0.0	0	0.0	0	0	0	0	0	0.0	3	-3	-1.0	0	0	
2020	49ers	10	8	326	211	64.7	2,437	7.5	12	12	49	19	139	84.1	9	8	0.9	7	0	
2021	Browns	1	1	30	20	66.7	147	4.9	1	0	25	0	0	89.2	0	0	0.0	0	0	
2022	Vikings	4	0	25	21	84.0	224	9.0	1	1	37	0	0	100.7	4	8	2.0	4	0	
2023	Vikings	5	3	148	100	67.6	1,306	8.8	7	8	47	12	105	88.4	10	25	2.5	6	0	
2024	Vikings	4	0	2	2	100.0	38	19.0	0	0	24	0	0	118.8	3	-2	-0.7	0	0	
<b>TOTALS</b>		<b>33</b>	<b>20</b>	<b>805</b>	<b>530</b>	<b>65.8</b>	<b>6,429</b>	<b>8.0</b>	<b>34</b>	<b>31</b>	<b>85T</b>	<b>48</b>	<b>371</b>	<b>88.3</b>	<b>47</b>	<b>20</b>	<b>0.4</b>	<b>7</b>	<b>0</b>	



**SINGLE-GAME HIGHS: QUARTERBACK**

<b>Pass Attempts</b>	48 at Seattle Seahawks, Dec 02, 2018 45 vs. Washington Football Team, Dec 13, 2020	<b>Completion Percentage</b>	78.8 at Cincinnati Bengals, Dec 16, 2023 72.7 vs. Oakland Raiders, Nov 01, 2018
<b>Pass Completions</b>	30 at Detroit Lions, Jan 07, 2024 30 at Seattle Seahawks, Dec 02, 2018	<b>Passer Rating</b>	151.9 vs. Oakland Raiders, Nov 01, 2018 128.4 at Seattle Seahawks, Nov 01, 2020
<b>Yards Passing</b>	414 at Seattle Seahawks, Dec 02, 2018 411 vs. Detroit Lions, Dec 24, 2023	<b>Rush Attempts</b>	6 at Cincinnati Bengals, Dec 16, 2023 5 vs. Denver Broncos, Dec 09, 2018
<b>TD Passes</b>	3 vs. Buffalo Bills, Dec 07, 2020 3 at Los Angeles Rams, Dec 30, 2018 ...1 more at 3.	<b>Rushing Yards</b>	10 at Cincinnati Bengals, Dec 16, 2023 8 at Detroit Lions, Jan 07, 2024 ...1 more at 8.
<b>Long Passes</b>	85t vs. Denver Broncos, Dec 09, 2018 75t at Seattle Seahawks, Dec 02, 2018	<b>Longest Runs</b>	7 at Dallas Cowboys, Dec 20, 2020 6 at Detroit Lions, Jan 07, 2024 ...1 more at 6.

**300-YARD PASSING GAMES (7): REGULAR SEASON**

DATE	TEAM	NO.	YDS.	AVG.	LG	TD
12/02/18	at Seahawks	30	414	13.8	75t	2
12/09/18	BRONCOS	20	332	16.6	85t	2
09/27/20	at Giants	25	343	13.7	26	1
12/07/20	BILLS	26	316	12.2	49	3
12/16/23	at Bengals	26	303	11.7	37t	2
12/24/23	LIONS	22	411	18.7	47	2
01/07/24	at Lions	30	396	13.2	42t	2

**2024 GAME-BY-GAME REGULAR-SEASON STATISTICS (VIKINGS)**

DATE	OPPONENT	P/S	PASSING										RUSHING					SCORE		
			ATT	CMP	YDS	PCT	Y/A	Y/C	TD	INT	LG	SK/YD	RATE	ATT	YDS	LG	TD		W/L	
09/08	at Giants																		W	28-6
09/15	49ers																		W	23-17
09/22	Texans	P	0	0	0	0.0	0.0	0.0	0	0	0	0/0	0.0	1	0	0	0	W	34-7	
09/29	at Packers																	W	31-29	
10/06	Jets	P	1	1	24	100.0	24.0	24.0	0	0	24	0/0	118.8	0	0	0	0	W	23-17	
10/20	Lions																	L	29-31	
10/24	at Rams																	L	20-30	
11/03	Colts																	W	21-13	
11/10	at Jaguars																	W	12-7	
11/17	at Titans																	W	23-13	
11/24	at Bears	P	1	1	14	100.0	14.0	14.0	0	0	14	0/0	118.8	0	0	0	0	W	30-27+	
12/01	Cardinals																	W	23-22	
12/08	Falcons	P	0	0	0	0.0	0.0	0.0	0	0	0	0/0	0.0	2	-2	-1	0	W	42-21	
12/16	Bears																	W	30-12	
12/22	at Seahawks																	W	27-24	
12/29	Packers																	W	27-25	
01/05	at Lions																	L	9-31	
<b>2024 TOTALS</b>		<b>4-0</b>	<b>2</b>	<b>2</b>	<b>38</b>	<b>100.0</b>	<b>19.0</b>	<b>19.0</b>	<b>0</b>	<b>0</b>	<b>24</b>	<b>0/0</b>	<b>118.8</b>	<b>3</b>	<b>-2</b>	<b>0</b>	<b>0</b>	<b>14-3</b>		

+ - Overtime

**2022 GAME-BY-GAME REGULAR-SEASON STATISTICS (VIKINGS)**

DATE	OPPONENT	P/S	PASSING										RUSHING					SCORE	
			ATT	CMP	YDS	PCT	Y/A	Y/C	TD	INT	LG	SK/YD	RATE	ATT	YDS	LG	TD		W/L
09/11	Packers																	W	23-7
09/19	at Eagles																	L	7-24
09/25	Lions																	W	28-24
10/02	at Saints																	W	28-25
10/09	Bears																	W	29-22
10/16	at Dolphins																	W	24-16
<b>2022 TOTALS</b>		<b>0-0</b>	<b>0</b>	<b>0</b>	<b>0</b>	<b>0.0</b>	<b>0.0</b>	<b>0.0</b>	<b>0</b>	<b>0</b>	<b>0</b>	<b>0/0</b>	<b>0.0</b>	<b>0</b>	<b>0</b>	<b>0</b>	<b>0</b>	<b>5-1</b>	





# CHAD MUMA | 48

**POSITION:** LINEBACKER  
**HT:** 6-3 | **WT:** 239 | **DOB:** 8-18-1999  
**COLLEGE:** WYOMING  
**HOMETOWN:** LONE TREE, COLO.  
**ACQ:** D3-22  
**EXP:** 4th YEAR

@chad\_muma  
 @chad\_muma

## KEY TRANSACTIONS

- Originally drafted by Jacksonville in the third round (70th overall) in the 2022 draft

## PRO

### 2024 (Jaguars)

- Saw action in all 17 games and made three starts... Totaled 30 tackles (11 solo)... Recorded two tackles (one solo) on special teams
- 10/20 vs. N.E.:** Started at linebacker and posted one solo tackle
- 9/29 at HOU:** Started at linebacker and recorded eight tackles (three solo)
- 9/23 at BUF:** Recorded seven tackles (two solo)

### 2023 (Jaguars)

- Played in 17 games (two starts) and recorded 12 tackles (five solo) and two passes defended... Added three solo tackles on special teams
- 11/12 vs. S.F.:** Recorded two tackles on special teams
- 10/8 at BUF:** Started at linebacker and recorded three solo tackles... Posted one tackle on special teams
- 10/1 vs. ATL:** Started at linebacker and posted a season-high seven tackles (three solo) and two passes defended

### 2022 (Jaguars)

- Saw action in 16 regular-season games (two starts) and both postseason games... In the regular season, he posted 37 tackles (22 solo), three tackles for loss, three quarterback hits, 1.5 sacks and one pass defended... On special teams, he posted nine tackles (five solo).... In the postseason, he posted three solo tackles
- 1/7 vs. TEN:** Saw action at linebacker and on special teams and posted seven tackles (five solo), including one tackle for loss
- 12/4 at DET:** Started at linebacker and posted 11 tackles (seven solo) and 1.5 sack
- 11/27 vs. BAL:** Made his first career start at linebacker and played all 72 defensive snaps and nine special teams snaps... Posted career highs in tackles (nine) and solo tackles (four)

## COLLEGE

- Named 2021 Second-Team All-American by both the Walter Camp Football Foundation and Pro Football Focus (PFF)
- 2021 Third-Team All-America selection by Associated Press
- One of only six national finalists for the 2021 Butkus Award, honoring the nation's best linebacker, and one of 18 national semifinalists for the Chuck Bednarik Award, recognizing the nation's outstanding defensive player
- Ranked No. 3 in the nation in solo tackles (6.5 per game) and ranked No. 4 in the nation in total tackles (10.9 per game) for the 2021 season
- Tied for No. 2 in the nation in interceptions returned for touchdowns, with two pick-sixes on the year
- Credited with 142 tackles for the 2021 season, which ranked as the fourth-best single-season total in school history
- Tallied 267 career total tackles
- Elected a team captain as both a junior and senior at Wyoming

## PERSONAL

- He and his wife Alyssa were married in the summer of 2024
- Majored in mechanical engineering
- Named to the National Football Foundation Hampshire Honor Society in 2022
- Earned Academic All-Mountain West Conference honors four consecutive years
- The son of former Wyoming Cowboy Ty Muma, who lettered for the Cowboys in 1990 and '91

### CHAD MUMA'S NFL REGULAR SEASON DEFENSIVE STATISTICS

DATE	TEAM	GP	TACKLES							INTERCEPTIONS							O. FUMB				ST				MISC		
			GS	TK	S	A	TFL	YDS	SK	YDS	QBH	NO	YDS	LG	TD	PD	FF	FR	TD	YDS	TK	S	A	FF	FR	S	A
2022	Jaguars	16	2	37	22	15	3	4	1.5	2.0	3	0	0	0	0	1	0	0	0	0	9	5	4	0	0	0	0
2023	Jaguars	17	2	12	5	7	0	0	0.0	0.0	0	0	0	0	2	0	0	0	0	0	3	3	0	0	0	0	0
2024	Jaguars	17	3	30	11	19	0	0	0.0	0.0	0	0	0	0	0	0	0	0	0	0	2	1	1	0	0	0	0
<b>NFL TOTALS</b>		<b>50</b>	<b>7</b>	<b>79</b>	<b>38</b>	<b>41</b>	<b>3</b>	<b>4</b>	<b>1.5</b>	<b>2.0</b>	<b>3</b>	<b>0</b>	<b>0</b>	<b>0</b>	<b>0</b>	<b>3</b>	<b>0</b>	<b>0</b>	<b>0</b>	<b>0</b>	<b>14</b>	<b>9</b>	<b>5</b>	<b>0</b>	<b>0</b>	<b>0</b>	<b>0</b>



**CHAD MUMA'S NFL POSTSEASON DEFENSIVE STATISTICS**

DATE	TEAM	GP	TACKLES							INTERCEPTIONS							O. FUMB				ST				MISC		
			GS	TK	S	A	TFL	YDS	SK	YDS	QBH	NO	YDS	LG	TD	PD	FF	FR	TD	YDS	TK	S	A	FF	FR	S	A
2022	Jaguars	2	0	3	3	0	0	0	0.0	0.0	0	0	0	0	0	0	0	0	0	0	0	0	0	0	0	0	0
<b>NFL TOTALS</b>		<b>2</b>	<b>0</b>	<b>3</b>	<b>3</b>	<b>0</b>	<b>0</b>	<b>0</b>	<b>0.0</b>	<b>0.0</b>	<b>0</b>	<b>0</b>	<b>0</b>	<b>0</b>	<b>0</b>	<b>0</b>	<b>0</b>	<b>0</b>	<b>0</b>	<b>0</b>	<b>0</b>	<b>0</b>	<b>0</b>	<b>0</b>	<b>0</b>	<b>0</b>	

**SINGLE-GAME HIGHS: DEFENSIVE**

<b>Total Tackles</b>	11 at Detroit Lions, Dec 04, 2022	<b>Passes Defensed</b>	2 vs. Atlanta Falcons, Oct 01, 2023
	9 vs. Baltimore Ravens, Nov 27, 2022		1 vs. Las Vegas Raiders, Nov 06, 2022
<b>Solo Tackles</b>	7 at Detroit Lions, Dec 04, 2022	<b>Tackles For Loss</b>	2 at Detroit Lions, Dec 04, 2022
	5 vs. Tennessee Titans, Jan 07, 2023	<b>Special Teams Tackles</b>	3 vs. Indianapolis Colts, Sep 18, 2022
<b>Sacks</b>	1.5 at Detroit Lions, Dec 04, 2022		2 vs. San Francisco 49ers, Nov 12, 2023
			...1 more at 2.

**SINGLE-GAME HIGHS - POSTSEASON: DEFENSIVE**

<b>Total Tackles</b>	3 vs. Los Angeles Chargers, Jan 14, 2023	<b>Solo Tackles</b>	3 vs. Los Angeles Chargers, Jan 14, 2023
----------------------	--	---------------------	--

**2024 GAME-BY-GAME REGULAR-SEASON STATISTICS (JAGUARS)**

DATE	OPPONENT	P/S	TACKLES							INTERCEPTIONS							O. FUMB				ST				MISC		W/L	SCORE
			TK	S	A	SK	YDS	TFL	YDS	QBH	NO	YDS	LG	TD	PD	FF	FR	TD	YDS	TK	S	A	FF	FR	S	A		
09/08	at Dolphins	P	2	0	2	0.0	0.0	0	0	0	0	0	0	0	0	0	0	0	0	0	0	0	0	0	0	L	17-20	
09/15	Browns	P	0	0	0	0.0	0.0	0	0	0	0	0	0	0	0	0	0	0	0	1	0	1	0	0	0	L	13-18	
09/23	at Bills	P	7	2	5	0.0	0.0	0	0	0	0	0	0	0	0	0	0	0	0	0	0	0	0	0	L	10-47		
09/29	at Texans	S	8	3	5	0.0	0.0	0	0	0	0	0	0	0	0	0	0	0	0	0	0	0	0	0	L	20-24		
10/06	Colts	P	5	3	2	0.0	0.0	0	0	0	0	0	0	0	0	0	0	0	0	0	0	0	0	0	W	37-34		
10/13	at Bears	P	4	2	2	0.0	0.0	0	0	0	0	0	0	0	0	0	0	0	0	0	0	0	0	0	L	16-35		
10/20	Patriots	S	1	1	0	0.0	0.0	0	0	0	0	0	0	0	0	0	0	0	0	0	0	0	0	0	W	32-16		
10/27	Packers	P	0	0	0	0.0	0.0	0	0	0	0	0	0	0	0	0	0	0	0	0	0	0	0	0	L	27-30		
11/03	at Eagles	P	0	0	0	0.0	0.0	0	0	0	0	0	0	0	0	0	0	0	0	0	0	0	0	0	L	23-28		
11/10	Vikings	P	0	0	0	0.0	0.0	0	0	0	0	0	0	0	0	0	0	0	0	0	0	0	0	0	L	7-12		
11/17	at Lions	P	2	0	2	0.0	0.0	0	0	0	0	0	0	0	0	0	0	0	0	1	1	0	0	0	L	6-52		
12/01	Texans	P	0	0	0	0.0	0.0	0	0	0	0	0	0	0	0	0	0	0	0	0	0	0	0	0	L	20-23		
12/08	at Titans	P	0	0	0	0.0	0.0	0	0	0	0	0	0	0	0	0	0	0	0	0	0	0	0	0	W	10-6		
12/15	Jets	P	0	0	0	0.0	0.0	0	0	0	0	0	0	0	0	0	0	0	0	0	0	0	0	0	L	25-32		
12/22	at Raiders	P	0	0	0	0.0	0.0	0	0	0	0	0	0	0	0	0	0	0	0	0	0	0	0	0	L	14-19		
12/29	Titans	S	0	0	0	0.0	0.0	0	0	0	0	0	0	0	0	0	0	0	0	0	0	0	0	0	W	20-13		
01/05	at Colts	P	1	0	1	0.0	0.0	0	0	0	0	0	0	0	0	0	0	0	0	0	0	0	0	0	L	23-26+		
<b>2024 TOTALS</b>			<b>17-3</b>	<b>30</b>	<b>11</b>	<b>19</b>	<b>0.0</b>	<b>0.0</b>	<b>0</b>	<b>0</b>	<b>0</b>	<b>0</b>	<b>0</b>	<b>0</b>	<b>0</b>	<b>0</b>	<b>0</b>	<b>0</b>	<b>0</b>	<b>2</b>	<b>1</b>	<b>1</b>	<b>0</b>	<b>0</b>	<b>0</b>	<b>0</b>	<b>4-13</b>	

+ - Overtime





# JOHNNY MUNDT | 86

POSITION: TIGHT END

HT: 6-4 | WT: 243 | DOB: 11-23-1994

COLLEGE: OREGON

HOMETOWN: MODESTO, CALIF.

ACQ: UFA (MIN)-'25

EXP: 8th YEAR

@JMundt83

@jmundt\_

## KEY TRANSACTIONS

- Signed as an undrafted free agent by the Los Angeles Rams on 5/3/17
- Signed by the Rams to the practice squad on 9/4/17
- Signed a contract with the Rams on 1/7/18
- Signed a contract with the Rams on 3/16/20
- Signed a contract with the Rams on 3/18/21
- Signed by Minnesota on 3/15/22
- Re-signed by Minnesota on 3/11/24
- Signed with Jacksonville on 3/13/25

## PRO

### 2024 (Vikings)

- Started three of the 17 regular-season games he appeared in, recording 19 receptions for 142 yards and a career-high two touchdowns
- **12/1 vs. ARI:** Recorded 22 yards and one touchdown on two receptions... His touchdown was his second of the season, marking the first season of his career with multiple receiving touchdowns
- **10/6 vs. NYJ:** Caught two passes for 31 yards, marking his fifth-straight game with at least one reception... One of seven tight ends in the NFC with a reception in each of his team's first five games to start the season
- **9/22 vs. HOU:** Hauled in one reception, a two-yard receiving touchdown

### 2023 (Vikings)

- Played in all 17 games and recorded a single-season career-high 172 yards on 17 receptions
- **1/7 at DET:** Posted single-game career highs in both receptions (five) and receiving yards (58)... His 32-yard reception marked the second-longest of his career
- **12/31 vs. G.B.:** Produced 39 yards and one touchdown on four receptions... His 39 receiving yards marked the third-most of his career

### 2022 (Vikings)

- Appeared in all 17 regular-season games (12 starts) and recorded 140 yards and one touchdown on 19 receptions... Saw action in the NFC Wild Card game and recorded 12 yards on one reception
- **10/30 vs. ARI:** Registered his first NFL receiving touchdown
- **9/11 vs. G.B.:** Made his first start with the Vikings and tallied three receptions for 17 yards

### 2021 (Rams)

- Played in six games before being placed on the Reserve/Injured list... Caught one pass, a nine-yard reception, and played 81 snaps on special teams

### 2020 (Rams)

- Appeared in 16 regular-season games with one start at tight end and hauled in four receptions for 53 yards, averaging 13.3 yards per reception... Played 266 snaps on special teams
- **10/26 vs. CHI:** Started at tight end and posted 48 yards on three receptions... His 48 receiving yards marked the second-most of his career

### 2019 (Rams)

- Appeared in 13 games (two starts) and finished the season with 26 yards on four receptions
- **11/17 vs. CHI:** Made his first career start

### 2018 (Rams)

- Appeared in 10 regular-season games and three postseason contests, including Super Bowl LIII
- **12/30 vs. S.F.:** Hauled in his first career reception and contributed on special teams

### 2017 (Rams)

- Spent Weeks 1-9 on the Rams' practice squad before being signed to the active roster for two games (Week 10 vs. Houston and Week 11 vs. Minnesota)



## COLLEGE

- Played in 47 games at Oregon (2013-16) and totaled 46 receptions for 683 yards and eight touchdowns
- Earned Pac-12 All-Conference Honorable Mention and Dudley Randolph Clarke Memorial Award for the team's most improved player in 2016
- Named to the John Mackey Award Watch List (Nation's Top Tight End) in 2015
- Recipient of the program's Len Casanova Award as the team's first-year player who exemplified the ideals and inspiration of the program's former head football coach and athletics director

## PERSONAL

- Married his wife, Mariah, in 2019
- Applied Economics, Business and Society major while at Oregon
- Attended Central Catholic High School (Modesto, Calif.) and was a two-time first-team MaxPrep Division IV All-State tight end
- Helped Central Catholic to the IV state championship his senior year and a 14-2 mark to be named Western Athletic League MVP
- Listed 10th among the nation's tight end prospects in high school by ESPN.com
- Enjoys mountain biking, cooking, video games and occasionally plays guitar
- Family farms walnuts

### JOHNNY MUNDT'S NFL REGULAR SEASON RUSHING/RECEIVING STATISTICS

DATE	TEAM	GP	GS	RECEIVING					RUSHING					
				NO.	YDS.	AVG.	LG	TD	NO.	YDS.	AVG.	LG	TD	
2017	Rams	2	0	0	0	0.0	0	0	0	0	0	0.0	0	0
2018	Rams	10	0	1	5	5.0	5	0	0	0	0	0.0	0	0
2019	Rams	13	2	4	26	6.5	9	0	0	0	0	0.0	0	0
2020	Rams	16	1	4	53	13.3	34	0	0	0	0	0.0	0	0
2021	Rams	6	0	1	9	9.0	9	0	0	0	0	0.0	0	0
2022	Vikings	17	12	19	140	7.4	17	1	0	0	0	0.0	0	0
2023	Vikings	17	0	17	172	10.1	32	1	0	0	0	0.0	0	0
2024	Vikings	17	3	19	142	7.5	20	2	0	0	0	0.0	0	0
<b>NFL TOTALS</b>		<b>98</b>	<b>18</b>	<b>65</b>	<b>547</b>	<b>8.4</b>	<b>34</b>	<b>4</b>	<b>0</b>	<b>0</b>	<b>0</b>	<b>0.0</b>	<b>0</b>	<b>0</b>

### JOHNNY MUNDT'S NFL POSTSEASON RUSHING/RECEIVING STATISTICS

DATE	TEAM	GP	GS	RECEIVING					RUSHING					
				NO.	YDS.	AVG.	LG	TD	NO.	YDS.	AVG.	LG	TD	
2018	Rams	3	0	0	0	0.0	0	0	0	0	0	0.0	0	0
2020	Rams	2	0	0	0	0.0	0	0	0	0	0	0.0	0	0
2021	Rams	0	0	0	0	0.0	0	0	0	0	0	0.0	0	0
2022	Vikings	1	0	1	12	12.0	12	0	0	0	0	0.0	0	0
2024	Vikings	1	1	2	28	14.0	22	0	0	0	0	0.0	0	0
<b>NFL TOTALS</b>		<b>7</b>	<b>1</b>	<b>3</b>	<b>40</b>	<b>13.3</b>	<b>22</b>	<b>0</b>	<b>0</b>	<b>0</b>	<b>0</b>	<b>0.0</b>	<b>0</b>	<b>0</b>

### SINGLE-GAME HIGHS: RUSHING/RECEIVING

<b>Receptions</b>	5 at Detroit Lions, Jan 07, 2024 4 vs. Detroit Lions, Oct 20, 2024 ...1 more at 4.	<b>Kickoff Returns</b>	1 vs. New England Patriots, Nov 24, 2022
<b>Receiving Yards</b>	58 at Detroit Lions, Jan 07, 2024 48 vs. Chicago Bears, Oct 26, 2020	<b>Special Teams Tackles</b>	2 at Pittsburgh Steelers, Nov 10, 2019 1 at Las Vegas Raiders, Dec 10, 2023 ...5 more at 1.
<b>Receiving Average</b>	16.0 vs. Chicago Bears, Oct 26, 2020 11.6 at Detroit Lions, Jan 07, 2024	<b>Most TDs</b>	1 vs. Arizona Cardinals, Dec 01, 2024 1 vs. Houston Texans, Sep 22, 2024 ...2 more at 1.
<b>Longest Receptions</b>	34 vs. Chicago Bears, Oct 26, 2020 32 at Detroit Lions, Jan 07, 2024	<b>Miscellaneous Tackles</b>	1 vs. Green Bay Packers, Dec 31, 2023
<b>Receiving TDs</b>	1 vs. Arizona Cardinals, Dec 01, 2024 1 vs. Houston Texans, Sep 22, 2024 ...2 more at 1.	<b>Scrimmage Yards</b>	58 at Detroit Lions, Jan 07, 2024 48 vs. Chicago Bears, Oct 26, 2020
<b>All-Purpose Yards</b>	58 at Detroit Lions, Jan 07, 2024 48 vs. Chicago Bears, Oct 26, 2020		

### SINGLE-GAME HIGHS - POSTSEASON: RECEIVING

<b>Receptions</b>	2 at Los Angeles Rams, Jan 13, 2025 1 vs. New York Giants, Jan 15, 2023	<b>All-Purpose Yards</b>	28 at Los Angeles Rams, Jan 13, 2025 12 vs. New York Giants, Jan 15, 2023
<b>Receiving Yards</b>	12 vs. New York Giants, Jan 15, 2023	<b>Special Teams Tackles</b>	1 at Green Bay Packers, Jan 16, 2021 1 vs. New England Patriots, Feb 03, 2019
<b>Longest Receptions</b>	22 at Los Angeles Rams, Jan 13, 2025 12 vs. New York Giants, Jan 15, 2023	<b>Scrimmage Yards</b>	12 vs. New York Giants, Jan 15, 2023



**2024 GAME-BY-GAME REGULAR-SEASON STATISTICS (VIKINGS)**

DATE	OPPONENT	P/S	RECEIVING					RUSHING					W/L	SCORE	
			NO.	YDS.	AVG.	LG	TD	NO.	YDS.	AVG.	LG	TD			
09/08	at Giants	P	2	15	7.5	9	0	0	0	0.0	0	0	0	W	28-6
09/15	49ers	S	2	12	6.0	6	0	0	0	0.0	0	0	0	W	23-17
09/22	Texans	S	1	2	2.0	2t	1	0	0	0.0	0	0	0	W	34-7
09/29	at Packers	P	2	15	7.5	9	0	0	0	0.0	0	0	0	W	31-29
10/06	Jets	S	2	31	15.5	20	0	0	0	0.0	0	0	0	W	23-17
10/20	Lions	P	4	8	2.0	3	0	0	0	0.0	0	0	0	L	29-31
10/24	at Rams	P	1	10	10.0	10	0	0	0	0.0	0	0	0	L	20-30
11/03	Colts	P	0	0	0.0	0	0	0	0	0.0	0	0	0	W	21-13
11/10	at Jaguars	P	0	0	0.0	0	0	0	0	0.0	0	0	0	W	12-7
11/17	at Titans	P	1	13	13.0	13	0	0	0	0.0	0	0	0	W	23-13
11/24	at Bears	P	1	7	7.0	7	0	0	0	0.0	0	0	0	W	30-27+
12/01	Cardinals	P	2	22	11.0	18	1	0	0	0.0	0	0	0	W	23-22
12/08	Falcons	P	0	0	0.0	0	0	0	0	0.0	0	0	0	W	42-21
12/16	Bears	P	0	0	0.0	0	0	0	0	0.0	0	0	0	W	30-12
12/22	at Seahawks	P	0	0	0.0	0	0	0	0	0.0	0	0	0	W	27-24
12/29	Packers	P	1	7	7.0	7	0	0	0	0.0	0	0	0	W	27-25
01/05	at Lions	P	0	0	0.0	0	0	0	0	0.0	0	0	0	L	9-31
<b>2024 TOTALS</b>		<b>17-3</b>	<b>19</b>	<b>142</b>	<b>7.5</b>	<b>20</b>	<b>2</b>	<b>0</b>	<b>0</b>	<b>0.0</b>	<b>0</b>	<b>0</b>	<b>0</b>	<b>14-3</b>	

+ - Overtime

**2024 GAME-BY-GAME POSTSEASON STATISTICS (VIKINGS)**

DATE	OPPONENT	P/S	RECEIVING					RUSHING					W/L	SCORE	
			NO.	YDS.	AVG.	LG	TD	NO.	YDS.	AVG.	LG	TD			
01/13	at Rams	S	2	28	14.0	22	0	0	0	0.0	0	0	0	L	9-27
<b>2024 TOTALS</b>		<b>1-1</b>	<b>2</b>	<b>28</b>	<b>14.0</b>	<b>22</b>	<b>0</b>	<b>0</b>	<b>0</b>	<b>0.0</b>	<b>0</b>	<b>0</b>	<b>0</b>	<b>0-1</b>	





## ERIC MURRAY | 29

**POSITION:** SAFETY  
**HT:** 5-11 | **WT:** 199 | **DOB:** 1-7-1994  
**COLLEGE:** MINNESOTA  
**HOMETOWN:** MILWAUKEE, WIS.  
**ACQ:** UFA (HOU)-'25  
**EXP:** 10th YEAR

 @e\_murray21

### KEY TRANSACTIONS

- Drafted by the Kansas City Chiefs in the fourth round (106th overall) of the 2016 NFL Draft
- Acquired via trade by the Cleveland Browns from the Chiefs on 4/1/19
- Signed by the Houston Texans as an unrestricted free agent on 3/21/20
- Signed a contract extension with the Texans on 3/12/24
- Signed with Jacksonville on 3/13/25

### PRO

#### 2024 (Texans)

- Played in all 17 games (14 starts) and set career highs in tackles (74; 49 solo) and passes defended (10) along with two tackles for loss, two quarterback hits, one interception and 1.0 sack... Totaled 11 tackles (eight solo), two passes defended, one interception returned 38 yards for a touchdown and one quarterback hit in two postseason starts
- **1/11 vs. LAC:** Totaled seven tackles, one pass defended and one interception returned 38 yards for a touchdown in the Wildcard playoff win, becoming the fourth player in franchise history to return an interception for a touchdown in a playoff game
- **10/27 vs. IND:** Led the team in tackles (seven) and posted a career-high-tying three passes defended
- **10/13 vs. N.E.:** Recorded seven tackles, one pass defended and one interception, his first since 2021

#### 2023 (Texans)

- Appeared in six games (four starts) and registered 11 tackles (six solo) and a forced fumble along with two solo tackles on special teams
- **9/24 at JAX:** Started at safety and produced his second career forced fumble along with five tackles (three solo)

#### 2022 (Texans)

- Played in all 17 games and totaled 17 tackles (11 solo) and 10 special teams tackles (seven solo)

#### 2021 (Texans)

- Played in 16 games (11 starts) and totaled a then-career-high 73 defensive tackles (47 solo), four passes defended, three special teams tackles (one solo) and one interception
- **11/21 at TEN:** Posted a season-high 11 tackles (six solo) and one pass defended
- **11/7 at MIA:** Caught his second-career interception while tying for second on the team in tackles (eight)

#### 2020 (Texans)

- Started 14 games in his first season with the Texans and posted 71 total tackles (47 solo) while also adding four quarterback hits, 2.0 sacks, two tackles for loss, two passes defended and one forced fumble
- **12/13 at CHI:** Finished with a career-high 11 total tackles and 2.0 sacks, becoming the fifth defensive back since 1994 with at least 11 tackles and 2.0 sacks in a single game
- **9/27 at PIT:** Totaled five tackles, one quarterback hit and one pass defended and forced the first fumble of his career

#### 2019 (Browns)

- Saw action in nine games (four starts), finishing the season with 23 tackles (15 solo), three tackles for loss, 1.0 sack, one quarterback hit and one pass defended
- **10/27 at N.E.:** Logged the second sack of his career, dropping Patriots QB Tom Brady for a loss of four yards to force a punt

#### 2018 (Chiefs)

- Appeared in 15 games (nine starts), notching 55 tackles, two passes defended, one interception, one tackle for loss and one quarterback hit... Played in two playoff games and totaled seven tackles (five solo) on defense and three tackles (two solo) on special teams
- **10/1 at DEN:** Registered six tackles (five solo) and his first career interception

#### 2017 (Chiefs)

- Played in 14 games (two starts) and logged 30 total tackles (26 solo), five passes defended, two tackles for loss, 1.0 sack and one quarterback hit... Added six special teams tackles... Made one solo tackle in one postseason appearance
- **12/16 vs. LAC:** Produced his first career sack along with two tackles, a tackle for loss and a quarterback hit



- **9/17 vs. PHI:** Set season-highs in tackles (six) and passes defended (two)

**2016 (Chiefs)**

- Appeared in all 16 games of his rookie season, notching three solo tackles and one fumble recovery on defense while adding six solo tackles on special teams... Appeared in one postseason contest

**COLLEGE**

- Played in 52 games (39 starts) at the University of Minnesota (2012-15)
- Totaled 192 tackles, 24 passes defended, three forced fumbles, three fumble recoveries, two interceptions and two blocked kicks over his collegiate career
- Earned All-Big Ten Second-Team honors as a junior and All-Big Ten Third-Team honors as a senior
- Received the Carl Eller Award (team's top defensive player) in 2015 and was named the team's Defensive Back of the Year

**PERSONAL**

- Attended Riverside University High School in Milwaukee, Wis., where he played on both sides of the ball at running back and cornerback
- As a senior, rushed for 444 yards and six touchdowns, while tallying 434 receiving yards and five receiving touchdowns on offense and three interceptions on defense
- Earned First-Team All-State honors as a defensive back, helping Riverside to an 11-2 record and a city championship in 2011

**ERIC MURRAY'S NFL REGULAR SEASON DEFENSIVE STATISTICS**

DATE	TEAM	GP	TACKLES										INTERCEPTIONS					O. FUMB					ST				MISC	
			GS	TK	S	A	TFL	YDS	SK	YDS	QBH	NO	YDS	LG	TD	PD	FF	FR	TD	YDS	TK	S	A	FF	FR	S	A	
2016	Chiefs	16	0	3	3	0	0	0.0	0.0	0	0	0	0	0	0	0	1	0	0	0	6	6	0	0	0	0	0	
2017	Chiefs	14	2	30	26	4	2	13	1.0	9.0	1	0	0	0	5	0	0	0	0	6	5	1	0	0	0	0		
2018	Chiefs	15	9	55	43	12	1	11	0.0	0.0	1	1	0	0	2	0	0	0	0	0	0	0	0	0	0	0		
2019	Browns	9	4	23	15	8	3	8	1.0	4.0	1	0	0	0	1	0	0	0	0	1	0	1	0	0	0	0		
2020	Texans	14	14	71	47	24	2	18	2.0	18.0	4	0	0	0	2	1	0	0	0	0	0	0	0	0	0	0		
2021	Texans	16	11	73	47	26	0	0	0.0	0.0	0	1	0	0	4	0	0	0	0	3	1	2	0	0	0	0		
2022	Texans	17	0	17	11	6	0	0	0.0	0.0	0	0	0	0	0	0	0	0	0	10	7	3	0	0	0	0		
2023	Texans	6	4	11	6	5	0	0	0.0	0.0	0	0	0	0	0	1	0	0	0	2	2	0	0	0	0	0		
2024	Texans	17	14	74	49	25	2	15	1.0	14.0	2	1	0	0	10	0	0	0	0	1	1	0	0	0	0	0		
<b>NFL TOTALS</b>		<b>124</b>	<b>58</b>	<b>357</b>	<b>247</b>	<b>110</b>	<b>10</b>	<b>65</b>	<b>5.0</b>	<b>45.0</b>	<b>9</b>	<b>3</b>	<b>0</b>	<b>0</b>	<b>24</b>	<b>2</b>	<b>1</b>	<b>0</b>	<b>0</b>	<b>29</b>	<b>22</b>	<b>7</b>	<b>0</b>	<b>0</b>	<b>0</b>	<b>0</b>		

**ERIC MURRAY'S NFL POSTSEASON DEFENSIVE STATISTICS**

DATE	TEAM	GP	TACKLES										INTERCEPTIONS					O. FUMB					ST				MISC	
			GS	TK	S	A	TFL	YDS	SK	YDS	QBH	NO	YDS	LG	TD	PD	FF	FR	TD	YDS	TK	S	A	FF	FR	S	A	
2016	Chiefs	1	0	0	0	0	0	0.0	0.0	0	0	0	0	0	0	0	0	0	0	0	1	1	0	0	0	0	0	
2017	Chiefs	1	0	1	1	0	0	0.0	0.0	0	0	0	0	0	0	0	0	0	0	0	0	0	0	0	0	0		
2018	Chiefs	2	0	7	5	2	0	0	0.0	0.0	0	0	0	0	0	0	0	0	0	3	2	1	0	0	0	0		
2023	Texans	0	0	0	0	0	0	0.0	0.0	0	0	0	0	0	0	0	0	0	0	0	0	0	0	0	0	0		
2024	Texans	2	2	11	8	3	0	0	0.0	0.0	1	1	38	38t	1	2	0	0	0	0	0	0	0	0	0	0		
<b>NFL TOTALS</b>		<b>6</b>	<b>2</b>	<b>19</b>	<b>14</b>	<b>5</b>	<b>0</b>	<b>0</b>	<b>0.0</b>	<b>0.0</b>	<b>1</b>	<b>1</b>	<b>38</b>	<b>38T</b>	<b>1</b>	<b>2</b>	<b>0</b>	<b>0</b>	<b>0</b>	<b>0</b>	<b>4</b>	<b>3</b>	<b>1</b>	<b>0</b>	<b>0</b>	<b>0</b>		

**SINGLE-GAME HIGHS: DEFENSIVE**

<b>Total Tackles</b>	11 at Tennessee Titans, Nov 21, 2021 11 at Chicago Bears, Dec 13, 2020	<b>Fumble Recoveries</b>	1 vs. New York Jets, Sep 25, 2016
<b>Solo Tackles</b>	10 at Chicago Bears, Dec 13, 2020 8 at Kansas City Chiefs, Dec 21, 2024	<b>Tackles For Loss</b>	2 at Chicago Bears, Dec 13, 2020 2 at New England Patriots, Oct 27, 2019
<b>Sacks</b>	2.0 at Chicago Bears, Dec 13, 2020 1.0 vs. Jacksonville Jaguars, Sep 29, 2024 ...2 more at 1.0.	<b>Interceptions</b>	1 at New England Patriots, Oct 13, 2024 1 at Miami Dolphins, Nov 07, 2021 ...1 more at 1.
<b>Passes Defended</b>	3 vs. Indianapolis Colts, Oct 27, 2024 2 vs. Philadelphia Eagles, Sep 17, 2017	<b>Special Teams Tackles</b>	2 at Las Vegas Raiders, Oct 23, 2022 2 at Chicago Bears, Sep 25, 2022
<b>Forced Fumbles</b>	1 at Jacksonville Jaguars, Sep 24, 2023 1 at Pittsburgh Steelers, Sep 27, 2020		

**SINGLE-GAME HIGHS - POSTSEASON: DEFENSIVE**

<b>Total Tackles</b>	7 vs. Los Angeles Chargers, Jan 11, 2025 5 vs. Indianapolis Colts, Jan 12, 2019	<b>Interceptions</b>	1 vs. Los Angeles Chargers, Jan 11, 2025
<b>Solo Tackles</b>	4 at Kansas City Chiefs, Jan 18, 2025 4 vs. Los Angeles Chargers, Jan 11, 2025	<b>Special Teams Tackles</b>	2 vs. Indianapolis Colts, Jan 12, 2019 1 vs. New England Patriots, Jan 20, 2019 ...1 more at 1.
<b>Passes Defended</b>	1 at Kansas City Chiefs, Jan 18, 2025 1 vs. Los Angeles Chargers, Jan 11, 2025		



**2024 GAME-BY-GAME REGULAR-SEASON STATISTICS (TEXANS)**

DATE	OPPONENT	P/S	TACKLES							INTERCEPTIONS					O. FUMB				ST				MISC		SCORE		
			TK	S	A	SK	YDS	TFL	YDS	QBH	NO	YDS	LG	TD	PD	FF	FR	TD	YDS	TK	S	A	FF	FR		S	A
09/08	at Colts	S	0	0	0	0.0	0.0	0	0	0	0	0	0	0	0	0	0	0	0	0	0	0	0	0	0	W	29-27
09/15	Bears	S	2	2	0	0.0	0.0	0	0	0	0	0	0	0	1	0	0	0	0	0	0	0	0	0	0	W	19-13
09/22	at Vikings	S	1	0	1	0.0	0.0	0	0	0	0	0	0	0	1	0	0	0	0	0	0	0	0	0	0	L	7-34
09/29	Jaguars	S	4	3	1	1.0	14.0	1	14	1	0	0	0	0	1	0	0	0	0	0	0	0	0	0	0	W	24-20
10/06	Bills	P	3	3	0	0.0	0.0	0	0	0	0	0	0	0	1	0	0	0	0	0	0	0	0	0	0	W	23-20
10/13	at Patriots	S	7	4	3	0.0	0.0	0	0	0	1	0	0	0	1	0	0	0	0	0	0	0	0	0	0	W	41-21
10/20	at Packers	S	2	2	0	0.0	0.0	0	0	0	0	0	0	0	0	0	0	0	0	0	0	0	0	0	0	L	22-24
10/27	Colts	S	7	5	2	0.0	0.0	0	0	0	0	0	0	0	3	0	0	0	0	0	0	0	0	0	0	W	23-20
10/31	at Jets	S	6	3	3	0.0	0.0	0	0	0	0	0	0	0	0	0	0	0	0	0	0	0	0	0	0	L	13-21
11/10	Lions	S	4	3	1	0.0	0.0	0	0	0	0	0	0	0	0	0	0	0	0	0	0	0	0	0	0	L	23-26
11/18	at Cowboys	P	0	0	0	0.0	0.0	0	0	0	0	0	0	0	1	0	0	0	0	0	0	0	0	0	0	W	34-10
11/24	Titans	P	4	3	1	0.0	0.0	0	0	0	0	0	0	0	0	0	0	0	0	1	1	0	0	0	0	L	27-32
12/01	at Jaguars	S	8	3	5	0.0	0.0	0	0	0	0	0	0	0	1	0	0	0	0	0	0	0	0	0	0	W	23-20
12/15	Dolphins	S	3	2	1	0.0	0.0	0	0	0	0	0	0	0	0	0	0	0	0	0	0	0	0	0	0	W	20-12
12/21	at Chiefs	S	10	8	2	0.0	0.0	0	0	0	0	0	0	0	0	0	0	0	0	0	0	0	0	0	0	L	19-27
12/25	Ravens	S	9	4	5	0.0	0.0	0	0	1	0	0	0	0	0	0	0	0	0	0	0	0	0	0	0	L	2-31
01/05	at Titans	S	4	4	0	0.0	0.0	1	1	0	0	0	0	0	0	0	0	0	0	0	0	0	0	0	0	W	23-14
<b>2024 TOTALS</b>			<b>17-14</b>	<b>74</b>	<b>49</b>	<b>25</b>	<b>1.0</b>	<b>14.0</b>	<b>2</b>	<b>15</b>	<b>2</b>	<b>1</b>	<b>0</b>	<b>0</b>	<b>0</b>	<b>10</b>	<b>0</b>	<b>0</b>	<b>0</b>	<b>0</b>	<b>1</b>	<b>1</b>	<b>0</b>	<b>0</b>	<b>0</b>	<b>10-7</b>	

**2024 GAME-BY-GAME POSTSEASON STATISTICS (TEXANS)**

DATE	OPPONENT	P/S	TACKLES							INTERCEPTIONS					O. FUMB				ST				MISC		SCORE		
			TK	S	A	SK	YDS	TFL	YDS	QBH	NO	YDS	LG	TD	PD	FF	FR	TD	YDS	TK	S	A	FF	FR		S	A
01/11	Chargers	S	7	4	3	0.0	0.0	0	0	0	1	38	38	1	1	0	0	0	0	0	0	0	0	0	0	W	32-12
01/18	at Chiefs	S	4	4	0	0.0	0.0	0	0	1	0	0	0	0	1	0	0	0	0	0	0	0	0	0	0	L	14-23
<b>2024 TOTALS</b>			<b>2-2</b>	<b>11</b>	<b>8</b>	<b>3</b>	<b>0.0</b>	<b>0.0</b>	<b>0</b>	<b>0</b>	<b>1</b>	<b>1</b>	<b>38</b>	<b>38T</b>	<b>1</b>	<b>2</b>	<b>0</b>	<b>0</b>	<b>0</b>	<b>0</b>	<b>0</b>	<b>0</b>	<b>0</b>	<b>0</b>	<b>0</b>	<b>1-1</b>	





# EMMANUEL OGBAH | 90

**POSITION:** DEFENSIVE LINEMAN  
**HT:** 6-4 | **WT:** 275 | **DOB:** 11-6-1993  
**COLLEGE:** OKLAHOMA STATE  
**HOMETOWN:** HOUSTON, TEXAS  
**ACQ:** UFA (MIA)-'25  
**EXP:** 10th YEAR

@EmanOgbah  
 @emanogbah

## KEY TRANSACTIONS

- Originally drafted by Cleveland in the second round (32nd overall) of the 2016 NFL Draft (New England forfeited first-round pick)
- Traded from Cleveland to Kansas City on 4/1/19
- Signed a contract with Miami on 3/17/20
- Signed a contract with Miami on 3/14/22
- Signed a contract with Miami on 7/23/24
- Signed with Jacksonville on 4/28/25

## PRO

### Career Highlights

- Ogbah's 41 passes defended are fourth-most by a defensive lineman since he entered the league in 2016

### 2024 (Dolphins)

- Started 16 games and totaled 49 tackles (27 solo), 11 quarterback hits, nine tackles for loss, 5.0 sacks, an interception and a forced fumble
- **12/19 at CLE:** Posted five tackles (four solo), two quarterback hits, 1.0 sack, one tackle for loss and a forced fumble
- **9/30 vs. TEN:** Recorded a season-high six tackles (three solo), one tackle for loss, one pass defended, one quarterback hit and the second interception of his career

### 2023 (Dolphins)

- Played in 15 games (one start) and registered 19 tackles (seven solo), 5.0 sacks, two passes defended, an interception and a forced fumble... Appeared in Miami's Wild Card matchup at Kansas City and produced four tackles (two solo) and one pass defended
- **11/24 at NYJ:** Recorded two tackles (one solo) and a strip-sack with 3:35 remaining in the fourth quarter
- **9/24 vs. DEN:** Totaled three tackles (one solo), 1.0 sack, one pass defended and the first interception of his career

### 2022 (Dolphins)

- Appeared in nine games (three starts) before being placed on season-ending injured reserve... Registered 11 tackles (seven solo), 1.0 sack and a blocked field goal
- Recipient of the 2022 Nat Moore Community Service Award
- **9/25 vs. BUF:** Blocked a 38-yard field goal attempt in the fourth quarter, the first field-goal block of his career
- **9/11 vs. N.E.:** Produced four tackles (three solo) and 1.0 sack

### 2021 (Dolphins)

- Played in all 17 games (11 starts) and totaled 41 tackles (26 solo), 9.0 sacks (tied career high), 12 passes defended, a forced fumble and a fumble recovery... His 12 passes defended were a career-high and the most by an NFL defensive lineman since 2016
- **12/27 at N.O.:** Registered a single-game season-high five tackles (three solo) and 2.0 sacks
- **11/7 vs. HOU:** Set a single-game career high in sacks (2.5) along with four tackles (two solo) and a pass defended

### 2020 (Dolphins)

- Appeared in all 16 games (12 starts) and produced 42 tackles (25 solo), 9.0 sacks, five passes defended and three forced fumbles... His 9.0 sacks were a career high and tied for 14th in the NFL
- Registered at least 1.0 sack in six consecutive games from Week 4 to Week 10, which tied for the second-longest sack streak in Dolphins history
- **11/8 at ARI:** Recorded five tackles (four solo), 1.0 sack, a pass defended and a forced fumble... Strip-sacked QB Kyler Murray in the first quarter to set up a 36-yard fumble recovery touchdown by DE Shaq Lawson
- **11/1 vs. LAR:** Posted one solo tackle, 1.0 sack, a pass defended and a forced fumble... His strip-sack of QB Jared Goff in the second quarter was recovered by LB Andrew Van Ginkel and returned 78 yards for a touchdown
- **10/18 vs. NYJ:** Registered five tackles (three solo) and 2.0 sacks... His sack for a 28-yard loss in the fourth quarter was just the seventh sack in the NFL since 1994 that lost at least 28 yards

### 2019 (Chiefs)

- Played in 10 games (four starts) for the Super Bowl LIV champions before being placed on season-ending injured reserve... Totaled 32 tackles (23 solo), 5.5 sacks, three passes defended and a forced fumble



- **10/17 at DEN:** Registered three solo tackles, a single-game career-high-tying two passes defended and 1.0 sack
- **9/22 vs. BAL:** Produced two tackles (one solo), 1.5 sacks and one pass defended

### 2018 (Browns)

- Started 14 games and registered 40 tackles (24 solo), eight passes defended, 3.0 sacks and a fumble recovery
- **12/2 at HOU:** Totaled six tackles (four solo) and 1.0 sack
- **11/25 at CIN:** Recovered a fumble in the third quarter
- **10/21 at T.B.:** Registered five tackles (four solo), two passes defended and 1.5 sacks

### 2017 (Browns)

- Started 10 games before being placed on season-ending injured reserve... Recorded 29 tackles (18 solo), six passes defended, 4.0 sacks, two forced fumbles, a fumble recovery and a blocked extra-point attempt
- **11/12 at DET:** Registered three solo tackles and 2.0 sacks
- **10/29 vs. MIN:** Blocked an extra-point attempt in the second quarter, the first of his career... Added one pass defended
- **10/1 vs. CIN:** Posted six tackles (four solo), two forced fumbles, 1.0 sack and a fumble recovery... Strip-sacked QB Andy Dalton and recovered the fumble in the first quarter and forced another fumble by RB Jeremy Hill

### 2016 (Browns)

- Started all 16 games as a rookie and totaled 53 tackles (28 solo), 5.5 sacks and three passes defended... His 5.5 sacks led the team and were fifth among rookies that season
- **10/23 at CIN:** Produced six tackles (five solo) and 2.0 sacks, the first multi-sack game of his career
- **10/16 at TEN:** Registered three tackles (one solo) and his first career sack
- **9/11 at PHI:** Recorded one solo tackle and one pass defended in his NFL debut

### COLLEGE

- Played three seasons at Oregon State from 2013-15
- Played in all 39 games with 26 starts and totaled 133 tackles (95 solo), 28.0 sacks, nine passes defended, four forced fumbles and three fumble recoveries, including one fumble recovery touchdown
- His 28.0 career sacks ranked fourth in school history and were the most of any active NCAA player at the time he declared for the draft
- As a junior (2015), his 13.0 sacks led the Big 12 and ranked fourth nationally... Named Second-Team All-American, First-Team All-Big 12 and Big 12 Co-Defensive Player of the Year, and was a semifinalist for the Walter Camp Award
- Named First-Team All-Big 12 and Big 12 Defensive Lineman of the Year in 2014

### PERSONAL

- Established the Emmanuel Ogbah Rise Above Foundation to provide scholarships, resources and mentorship programs to underserved youth
- Born in Lagos, Nigeria, before moving to Texas with his family at age nine
- Attended George Bush High School (Richmond, Texas)
- Began playing football in seventh grade and was attracted to Oklahoma State because of former Cowboys Pro-Bowler Russell Okung, who was also of Nigerian descent and attended the same high school as Ogbah
- Majored in business administration

### EMMANUEL OGBAH'S NFL REGULAR SEASON DEFENSIVE STATISTICS

DATE	TEAM	GP	GS	TACKLES							INTERCEPTIONS						O. FUMB				ST				MISC						
				TK	S	A	TFL	YDS	SK	YDS	QBH	NO	YDS	LG	TD	PD	FF	FR	TD	YDS	TK	S	A	FF	FR	S	A				
2016	Browns	16	16	53	28	25	8	52	5.5	31.5	16	0	0	0	0	3	0	0	0	0	0	0	0	0	0	0	0	0	0	0	0
2017	Browns	10	10	29	18	11	5	20	4.0	18.0	5	0	0	0	0	6	2	1	0	0	0	0	0	0	0	0	0	0	0	0	
2018	Browns	14	14	40	24	16	3	10	3.0	13.5	8	0	0	0	0	8	0	1	0	0	0	0	0	0	0	0	0	0	0	0	
2019	Chiefs	10	4	32	23	9	6	40	5.5	37.5	11	0	0	0	0	3	1	0	0	0	0	0	0	0	0	0	0	0	0	0	
2020	Dolphins	15	11	42	25	17	6	52	9.0	95.5	21	0	0	0	0	5	3	1	0	0	0	0	0	0	0	0	0	0	0	0	
2021	Dolphins	17	11	41	26	15	9	53	9.0	64.0	24	0	0	0	0	12	1	1	0	0	0	0	0	0	0	0	0	0	0	0	
2022	Dolphins	9	3	11	7	4	1	7	1.0	7.0	7	0	0	0	0	0	0	0	0	0	0	0	0	0	0	0	0	0	0	0	
2023	Dolphins	15	1	19	7	12	3	19	5.0	30.5	8	1	5	5	0	2	1	0	0	0	0	0	0	0	0	0	0	0	0	0	
2024	Dolphins	16	16	49	27	22	9	37	5.0	22.0	11	1	0	0	0	2	1	0	0	0	0	0	0	0	0	0	0	0	0	0	
<b>NFL TOTALS</b>		<b>122</b>	<b>86</b>	<b>316</b>	<b>185</b>	<b>131</b>	<b>50</b>	<b>290</b>	<b>47.0</b>	<b>319.5</b>	<b>111</b>	<b>2</b>	<b>5</b>	<b>5</b>	<b>0</b>	<b>41</b>	<b>9</b>	<b>4</b>	<b>0</b>	<b>0</b>	<b>0</b>	<b>0</b>	<b>0</b>	<b>0</b>	<b>0</b>	<b>0</b>	<b>0</b>	<b>0</b>	<b>0</b>	<b>0</b>	

### EMMANUEL OGBAH'S NFL POSTSEASON DEFENSIVE STATISTICS

DATE	TEAM	GP	GS	TACKLES							INTERCEPTIONS						O. FUMB				ST				MISC					
				TK	S	A	TFL	YDS	SK	YDS	QBH	NO	YDS	LG	TD	PD	FF	FR	TD	YDS	TK	S	A	FF	FR	S	A			
2019	Chiefs	0	0	0	0	0	0	0.0	0.0	0	0	0	0	0	0	0	0	0	0	0	0	0	0	0	0	0	0	0	0	0
2022	Dolphins	0	0	0	0	0	0	0.0	0.0	0	0	0	0	0	0	0	0	0	0	0	0	0	0	0	0	0	0	0	0	0
2023	Dolphins	1	1	4	2	2	0	0.0	0.0	0	0	0	0	0	1	0	0	0	0	0	0	0	0	0	0	0	0	0	0	0
<b>NFL TOTALS</b>		<b>1</b>	<b>1</b>	<b>4</b>	<b>2</b>	<b>2</b>	<b>0</b>	<b>0.0</b>	<b>0.0</b>	<b>0</b>	<b>0</b>	<b>0</b>	<b>0</b>	<b>0</b>	<b>1</b>	<b>0</b>	<b>0</b>	<b>0</b>	<b>0</b>	<b>0</b>	<b>0</b>	<b>0</b>	<b>0</b>	<b>0</b>	<b>0</b>	<b>0</b>	<b>0</b>	<b>0</b>	<b>0</b>	<b>0</b>



**SINGLE-GAME HIGHS: DEFENSIVE**

<b>Total Tackles</b>	7 at Washington Redskins, Oct 02, 2016 6 vs. Indianapolis Colts, Oct 06, 2019 ...6 more at 6.	<b>Forced Fumbles</b>	2 vs. Cincinnati Bengals, Oct 01, 2017 1 vs. Atlanta Falcons, Oct 24, 2021 ...4 more at 1.
<b>Solo Tackles</b>	5 vs. Houston Texans, Oct 13, 2019 5 at Cincinnati Bengals, Oct 23, 2016	<b>Fumble Recoveries</b>	1 vs. New York Jets, Dec 19, 2021 1 vs. Kansas City Chiefs, Dec 13, 2020 ...2 more at 1.
<b>Sacks</b>	2.5 vs. Houston Texans, Nov 07, 2021 2.0 at New Orleans Saints, Dec 27, 2021 ...2 more at 2.0.	<b>Tackles For Loss</b>	3 at Detroit Lions, Nov 12, 2017 2 vs. Houston Texans, Nov 07, 2021 ...2 more at 2.
<b>Passes Defensed</b>	2 vs. New England Patriots, Jan 09, 2022 2 at Buffalo Bills, Oct 31, 2021 ...5 more at 2.		

**2024 GAME-BY-GAME REGULAR-SEASON STATISTICS (DOLPHINS)**

DATE	OPPONENT	P/S	TACKLES									INTERCEPTIONS					O. FUMB				ST				MISC		W/L	SCORE																								
			TK	S	A	SK	YDS	TFL	YDS	QBH	NO	YDS	LG	TD	PD	FF	FR	TD	YDS	TK	S	A	FF	FR	S	A																										
09/08	Jaguars	S	4	2	2	1.0	4.0	1	4	2	0	0	0	0	0	0	0	0	0	0	0	0	0	0	0	0	0	0	0	0	0	0	W	20-17																		
09/12	Bills	S	1	1	0	0.0	0.0	0	0	0	0	0	0	0	0	0	0	0	0	0	0	0	0	0	0	0	0	0	0	0	0	L	10-31																			
09/22	at Seahawks	S	3	2	1	0.0	0.0	1	1	1	0	0	0	0	0	0	0	0	0	0	0	0	0	0	0	0	0	0	0	0	0	L	3-24																			
09/30	Titans	S	6	3	3	0.0	0.0	1	1	1	1	0	0	0	0	1	0	0	0	0	0	0	0	0	0	0	0	0	0	0	0	L	12-31																			
10/06	at Patriots	S	4	4	0	1.0	3.0	1	3	1	0	0	0	0	0	0	0	0	0	0	0	0	0	0	0	0	0	0	0	0	0	W	15-10																			
10/20	at Colts		ON INACTIVE LIST																																																L	10-16
10/27	Cardinals	S	3	2	1	0.0	0.0	1	10	0	0	0	0	0	0	1	0	0	0	0	0	0	0	0	0	0	0	0	0	0	0	L	27-28																			
11/03	at Bills	S	2	1	1	0.0	0.0	1	7	0	0	0	0	0	0	0	0	0	0	0	0	0	0	0	0	0	0	0	0	0	0	L	27-30																			
11/11	at Rams	S	2	1	1	0.0	0.0	0	0	0	0	0	0	0	0	0	0	0	0	0	0	0	0	0	0	0	0	0	0	0	0	W	23-15																			
11/17	Raiders	S	1	1	0	1.0	1.0	1	1	1	0	0	0	0	0	0	0	0	0	0	0	0	0	0	0	0	0	0	0	0	0	W	34-19																			
11/24	Patriots	S	2	0	2	0.5	2.5	0	0	1	0	0	0	0	0	0	0	0	0	0	0	0	0	0	0	0	0	0	0	0	0	W	34-15																			
11/28	at Packers	S	5	1	4	0.0	0.0	0	0	0	0	0	0	0	0	0	0	0	0	0	0	0	0	0	0	0	0	0	0	0	L	17-30																				
12/08	Jets	S	1	0	1	0.0	0.0	0	0	0	0	0	0	0	0	0	0	0	0	0	0	0	0	0	0	0	0	0	0	0	0	W	32-26+																			
12/15	at Texans	S	3	2	1	0.0	0.0	0	0	0	0	0	0	0	0	0	0	0	0	0	0	0	0	0	0	0	0	0	0	0	0	L	12-20																			
12/22	49ers	S	5	2	3	0.0	0.0	0	0	1	0	0	0	0	0	0	0	0	0	0	0	0	0	0	0	0	0	0	0	0	0	W	29-17																			
12/29	at Browns	S	5	4	1	1.0	8.0	1	8	2	0	0	0	0	0	0	1	0	0	0	0	0	0	0	0	0	0	0	0	0	0	W	20-3																			
01/05	at Jets	S	2	1	1	0.5	3.5	1	2	1	0	0	0	0	0	0	0	0	0	0	0	0	0	0	0	0	0	0	0	0	L	20-32																				
<b>2024 TOTALS</b>			<b>16-16</b>	<b>49</b>	<b>27</b>	<b>22</b>	<b>5.0</b>	<b>22.0</b>	<b>9</b>	<b>37</b>	<b>11</b>	<b>1</b>	<b>0</b>	<b>0</b>	<b>0</b>	<b>2</b>	<b>1</b>	<b>0</b>	<b>0</b>	<b>0</b>	<b>0</b>	<b>0</b>	<b>0</b>	<b>0</b>	<b>0</b>	<b>0</b>	<b>0</b>	<b>0</b>	<b>0</b>	<b>0</b>	<b>8-9</b>																					

+ - Overtime





# FOYESADE OLUOKUN | 23

**POSITION:** LINEBACKER  
**HT:** 6-2 | **WT:** 230 | **DOB:** 8-2-1995  
**COLLEGE:** YALE  
**HOMETOWN:** ST. LOUIS, MO.  
**ACQ:** UFA (ATL)-'22  
**EXP:** 8th YEAR

@foyelicious  
 @foyelicious

## KEY TRANSACTIONS

- Originally drafted by Atlanta in the sixth round (200th overall) of the 2018 draft
- Signed by Jacksonville as an unrestricted free agent on 3/16/22
- Signed a contract extension with Jacksonville on 3/29/24

## PRO

### Career Highlights

- Since entering the league in 2018, his 919 tackles are the third-most in the NFL
- Oluokun's 24 games with double-digit tackles are third-most in the NFL since he joined the Jaguars in 2022 and are second-most in franchise history

### 2024 (Jaguars)

- Voted a captain for the 2024 season
- Started all 13 games in which he appeared... Registered 107 tackles (60 solo), seven passes defended, six tackles for loss, 1.0 sack, one quarterback hit and one interception... Became one of seven players with an active streak of 100-plus tackles in five-plus seasons (five)
- **12/1 vs. HOU:** Recorded four tackles (three solo) and a career-high-tying two passes defended
- **11/10 vs. MIN:** Recorded 11 tackles (six solo) and one interception... His interception was his first of the season and second as a Jaguar
- **9/15 vs. CLE:** Recorded eight tackles (three solo), one tackle for loss, one quarterback hit and 1.0 sack for a loss of nine yards... Played in his 100th career game... Recorded his 34th-straight game with six-plus tackles, the third-longest such streak in the NFL since the 1970 merger

### 2023 (Jaguars)

- Voted a captain for the 2023 season
- Started all 17 games and recorded 173 tackles (111 solo), 10 quarterback hits, eight tackles for loss, six passes defended, three fumble recoveries, one forced fumble and one interception he returned 24 yards for a touchdown... His 173 total tackles ranked fourth in the NFL
- **12/24 at T.B.:** Posted 12 total tackles (seven solo) and one quarterback hit... Became the fifth player in the NFL since 2000 to record three consecutive seasons with at least 150 tackles... Reached 500-career solo tackles
- **11/12 vs. S.F.:** Posted a single-game career-high 2.0 sacks
- **10/19 at N.O.:** Posted 14 total tackles (nine solo), two passes defended and a 24-yard interception resulting in a touchdown for the first time in his career
- **10/15 vs. IND:** Recorded 15 total tackles (10 solo), two passes defended and one tackle for loss... Tied the most tackles in a single game against the Colts in team history

### 2022 (Jaguars)

- Voted a captain for the 2022 season
- Started all 17 games and both postseason games... In the regular season, he led the NFL with 184 tackles (128 solo), 12 tackles for loss, five passes defended, 2.0 sacks, two forced fumbles and two fumble recoveries... In the postseason, he posted 27 tackles (12 solo) and two quarterback hits... Oluokun's 184 single-season total tackles and 128 solo tackles are the most in franchise history
- **1/7 vs. TEN:** Started at linebacker and recorded a team-leading 13 tackles (eight solo), 1.0 sack and one pass defended
- **12/22 at NYJ:** Started at linebacker and recorded six tackles (three solo), one QB hit, two passes defended and two forced fumbles
- **12/18 vs. DAL:** Started at linebacker and recorded 14 tackles (9 solo), including one tackle for loss... Surpassed 600 career tackles in the game
- **11/27 vs. BAL:** Recorded a career-high 18 tackles (13 solo)... Oluokun's 18 tackles tied for the third-most single-game tackles in the 2022 season and were the most by any Jaguars player since LB Paul Posluszny recorded 18 in 2015

### 2021 (Falcons)

- Started all 17 games and totaled 192 total tackles (102 solo), four tackles for loss, seven quarterback hits, one forced fumble, 2.0 sacks, three interceptions and six passes defended
- Led the NFL in tackles (192) and also set single-season career highs in passes defended (six) and interceptions (three)
- **9/26 at NYG:** Matched his career-high with 14 total tackles (nine solo), one tackle for loss and one quarterback hit

### 2020 (Falcons)



- Set single-season career-highs in sacks (3.0), forced fumbles (four) and quarterback hits (nine) in 15 games with 15 starts in 2020
- **11/8 vs. DEN:** Recorded 10 tackles and 1.0 sack

### 2019 (Falcons)

- Recorded 56 tackles (32 solo), two tackles for loss and six special teams tackles in 16 games in 2019

### 2018 (Falcons)

- During rookie campaign, played in 16 games with seven starts, tallying 89 tackles (50 solo), two tackles for loss, two QB hits, one pass defended and one special teams tackle

### COLLEGE

- Played in 42 total games for the Bulldogs and tallied 271 total tackles, 13.5 tackles for loss and four interceptions
- Made 75 total stops in 2016, earning Ivy League Honor Roll in games against Cornell and Princeton
- Played in three games before suffering an injury in 2015, blocking two field goal attempts with eight tackles and two pass breakups
- Earned Second-Team All-Ivy League honors after playing in all 10 games and tallying a team-high 79 total tackles (36 solo) with two interceptions, one blocked kick, two pass breakups and 1.5 tackles for a loss in 2014
- Named a Second-Team All-Ivy League performer after starting all 10 games during his freshman season... Received Yale's Charles Loftus Award for the most valuable freshman, posting 59 tackles, one tackle for loss and four pass breakups

### PERSONAL

- Attended the 2024 and 2025 UK player tours
- Named All-League, All-District and First-Team All-State during his senior year at Johns Burroughs High School
- Earned eight varsity letters between football and basketball and was a team captain, All-League and All-District in basketball
- Played high school football with Dallas Cowboys running back Ezekiel Elliott
- In 2019, he served as a celebrity chef at a March of Dimes fundraiser at the College Football Hall of Fame
- Has his own clothing line, Team Ugly Gang (<https://teamuglygang.com/>)

### FOYESADE OLUOKUN'S NFL REGULAR SEASON DEFENSIVE STATISTICS

DATE	TEAM	GP	GS	TACKLES							INTERCEPTIONS					O. FUMB				ST			MISC				
				TK	S	A	TFL	YDS	SK	YDS	QBH	NO	YDS	LG	TD	PD	FF	FR	TD	YDS	TK	S	A	FF	FR	S	A
2018	Falcons	16	7	89	55	34	2	4	0.0	0.0	2	0	0	0	0	1	1	0	0	0	2	1	1	0	0	0	0
2019	Falcons	16	3	56	32	24	2	3	0.0	0.0	0	0	0	0	0	0	1	0	0	0	6	4	2	0	0	0	0
2020	Falcons	15	15	117	78	39	4	18	3.0	19.0	9	2	65	51	0	4	4	1	0	0	0	0	0	0	0	0	0
2021	Falcons	17	17	192	102	90	4	19	2.0	14.0	7	3	80	56	0	6	1	0	0	0	0	0	0	0	0	0	0
2022	Jaguars	17	17	184	128	56	12	26	2.0	12.0	9	0	0	0	0	5	2	2	0	0	0	0	0	0	0	0	0
2023	Jaguars	17	17	173	111	62	8	21	2.5	13.0	10	1	24	24t	1	6	1	3	0	0	0	0	0	0	0	0	0
2024	Jaguars	13	13	107	60	47	6	15	1.0	9.0	1	1	0	0	0	7	0	0	0	0	0	0	0	0	0	0	0
<b>NFL TOTALS</b>		<b>111</b>	<b>89</b>	<b>918</b>	<b>566</b>	<b>352</b>	<b>38</b>	<b>106</b>	<b>10.5</b>	<b>67.0</b>	<b>38</b>	<b>7</b>	<b>169</b>	<b>56</b>	<b>1</b>	<b>29</b>	<b>10</b>	<b>6</b>	<b>0</b>	<b>0</b>	<b>8</b>	<b>5</b>	<b>3</b>	<b>0</b>	<b>0</b>	<b>0</b>	<b>0</b>

### FOYESADE OLUOKUN'S NFL POSTSEASON DEFENSIVE STATISTICS

DATE	TEAM	GP	GS	TACKLES							INTERCEPTIONS					O. FUMB				ST			MISC					
				TK	S	A	TFL	YDS	SK	YDS	QBH	NO	YDS	LG	TD	PD	FF	FR	TD	YDS	TK	S	A	FF	FR	S	A	
2022	Jaguars	2	2	27	12	15	0	0	0.0	0.0	2	0	0	0	0	0	0	0	0	0	0	0	0	0	0	0	0	0
<b>NFL TOTALS</b>		<b>2</b>	<b>2</b>	<b>27</b>	<b>12</b>	<b>15</b>	<b>0</b>	<b>0</b>	<b>0.0</b>	<b>0.0</b>	<b>2</b>	<b>0</b>	<b>0</b>	<b>0</b>	<b>0</b>	<b>0</b>	<b>0</b>	<b>0</b>	<b>0</b>	<b>0</b>	<b>0</b>	<b>0</b>	<b>0</b>	<b>0</b>	<b>0</b>	<b>0</b>	<b>0</b>	

### SINGLE-GAME HIGHS: DEFENSIVE

<b>Total Tackles</b>	18 vs. Baltimore Ravens, Nov 27, 2022 16 at Philadelphia Eagles, Oct 02, 2022 ...1 more at 16.	<b>Fumble Recoveries</b>	1 vs. Tennessee Titans, Nov 19, 2023 1 vs. Atlanta Falcons, Oct 01, 2023 ...4 more at 1.
<b>Solo Tackles</b>	13 vs. Baltimore Ravens, Nov 27, 2022 12 at Philadelphia Eagles, Oct 02, 2022 ...1 more at 12.	<b>Tackles For Loss</b>	3 vs. San Francisco 49ers, Nov 12, 2023 3 vs. Atlanta Falcons, Oct 01, 2023 ...2 more at 3.
<b>Sacks</b>	2.0 vs. San Francisco 49ers, Nov 12, 2023 1.0 vs. Cleveland Browns, Sep 15, 2024 ...7 more at 1.0.	<b>Interceptions</b>	1 vs. Minnesota Vikings, Nov 10, 2024 1 at New Orleans Saints, Oct 19, 2023 ...5 more at 1.
<b>Passes Defensed</b>	2 vs. Houston Texans, Dec 01, 2024 2 at New Orleans Saints, Oct 19, 2023 ...3 more at 2.	<b>Interception Return Yards</b>	56 at Miami Dolphins, Oct 24, 2021 51 at Kansas City Chiefs, Dec 27, 2020
<b>Forced Fumbles</b>	3 at Dallas Cowboys, Sep 20, 2020 2 at New York Jets, Dec 22, 2022	<b>Special Teams Tackles</b>	2 vs. Los Angeles Rams, Oct 20, 2019 1 vs. Carolina Panthers, Dec 08, 2019 ...5 more at 1.

### SINGLE-GAME HIGHS - POSTSEASON: DEFENSIVE

<b>Total Tackles</b>	14 at Kansas City Chiefs, Jan 21, 2023 13 vs. Los Angeles Chargers, Jan 14, 2023	<b>Solo Tackles</b>	8 vs. Los Angeles Chargers, Jan 14, 2023 4 at Kansas City Chiefs, Jan 21, 2023
----------------------	---	---------------------	---



**2024 GAME-BY-GAME REGULAR-SEASON STATISTICS (JAGUARS)**

DATE	OPPONENT	P/S	TACKLES								INTERCEPTIONS					O. FUMB				ST				MISC		W/L	SCORE	
			TK	S	A	SK	YDS	TFL	YDS	QBH	NO	YDS	LG	TD	PD	FF	FR	TD	YDS	TK	S	A	FF	FR	S			A
09/08	at Dolphins	S	11	9	2	0.0	0.0	2	2	0	0	0	0	0	1	0	0	0	0	0	0	0	0	0	0	0	L	17-20
09/15	Browns	S	8	2	6	1.0	9.0	1	9	1	0	0	0	0	0	0	0	0	0	0	0	0	0	0	0	L	13-18	
09/23	at Bills	S	3	2	1	0.0	0.0	0	0	0	0	0	0	0	1	0	0	0	0	0	0	0	0	0	0	L	10-47	
09/29	at Texans										INJURED RESERVE																L	20-24
10/06	Colts										INJURED RESERVE																W	37-34
10/13	at Bears										INJURED RESERVE																L	16-35
10/20	Patriots										INJURED RESERVE																W	32-16
10/27	Packers	S	9	4	5	0.0	0.0	1	1	0	0	0	0	0	0	0	0	0	0	0	0	0	0	0	0	L	27-30	
11/03	at Eagles	S	8	7	1	0.0	0.0	0	0	0	0	0	0	0	0	0	0	0	0	0	0	0	0	0	0	L	23-28	
11/10	Vikings	S	11	6	5	0.0	0.0	0	0	0	1	0	0	0	1	0	0	0	0	0	0	0	0	0	0	L	7-12	
11/17	at Lions	S	9	6	3	0.0	0.0	0	0	0	0	0	0	0	0	0	0	0	0	0	0	0	0	0	0	L	6-52	
12/01	Texans	S	4	3	1	0.0	0.0	0	0	0	0	0	0	0	2	0	0	0	0	0	0	0	0	0	0	L	20-23	
12/08	at Titans	S	11	6	5	0.0	0.0	0	0	0	0	0	0	0	0	0	0	0	0	0	0	0	0	0	0	W	10-6	
12/15	Jets	S	4	3	1	0.0	0.0	1	2	0	0	0	0	0	0	0	0	0	0	0	0	0	0	0	0	L	25-32	
12/22	at Raiders	S	8	6	2	0.0	0.0	0	0	0	0	0	0	0	1	0	0	0	0	0	0	0	0	0	0	L	14-19	
12/29	Titans	S	11	3	8	0.0	0.0	1	1	0	0	0	0	0	1	0	0	0	0	0	0	0	0	0	0	W	20-13	
01/05	at Colts	S	10	3	7	0.0	0.0	0	0	0	0	0	0	0	0	0	0	0	0	0	0	0	0	0	0	L	23-26+	
<b>2024 TOTALS</b>			<b>13-13</b>	<b>107</b>	<b>60</b>	<b>47</b>	<b>1.0</b>	<b>9.0</b>	<b>6</b>	<b>15</b>	<b>1</b>	<b>1</b>	<b>0</b>	<b>0</b>	<b>0</b>	<b>7</b>	<b>0</b>	<b>0</b>	<b>0</b>	<b>0</b>	<b>0</b>	<b>0</b>	<b>0</b>	<b>0</b>	<b>0</b>	<b>4-13</b>		

+ - Overtime





# ELI PANCOL | 10

**POSITION:** WIDE RECEIVER  
**HT:** 6-3 | **WT:** 205 | **DOB:** 7-7-2000  
**COLLEGE:** DUKE  
**HOMETOWN:** PENDLETON, IND.  
**ACQ:** UDFA-'25  
**EXP:** R

@EliPancol  
 @etipancol

## KEY TRANSACTIONS

- Originally signed by Jacksonville as an undrafted free agent following the 2025 draft

## COLLEGE

- Played in 57 games (27 starts) for Duke from 2019-24
- Career totals include 130 receptions for 1,710 yards and 14 touchdowns, along with seven rushes for 40 yards and two scores
- Named Third-Team All-ACC in 2024 after hauling in 60 receptions for 798 yards and nine touchdowns... Led the team in receptions and touchdown receptions and ranked second in receiving yards... His nine touchdown catches were third most in the ACC
- Did not see game action in 2023 after suffering a season-ending lower body injury during preseason fall camp
- Saw action in nine games (eight starts) in 2022 and registered 23 receptions for 347 yards before suffering an injury
- Played in all 12 games (six starts) and recorded 17 receptions for 233 yards and one touchdown in 2021
- In 2020, played in all 12 games and produced 24 receptions for 241 yards and one touchdown, plus four rushes for 20 yards and a score
- Caught six passes for 91 yards and three touchdowns and rushed three times for 20 yards and a touchdown as a freshman in 2019... Pro Football Focus Honorable Mention Freshman All-American

## PERSONAL

- Lettered two years at Pendleton Heights (Ind.)
- As a senior, caught 31 passes for 582 yards and a conference-leading 12 touchdowns as the Arabians went 8-3
- During junior campaign, totaled 41 receptions for 834 yards and 17 touchdowns
- Also lettered in basketball and track & field
- An All-HHC selection as a sophomore and an honorable mention choice as a junior on the basketball team
- Graduated from Duke in May 2023 with a visual and media studies degree and added a master's degree in management studies from Duke's Fuqua School of Business in May 2024

## ELI PANCOL'S COLLEGE RUSHING/RECEIVING STATISTICS

DATE	TEAM	GP	GS	RUSHING					RECEIVING				
				NO.	YDS.	AVG.	LG	TD	NO.	YDS.	AVG.	LG	TD
2019	Duke	12	0	3	20	6.7	9	1	6	91	15.2	39	3
2020	Duke	11	0	4	20	5.0	22	1	24	241	10.0	55	1
2021	Duke	12	6	0	0	0.0	0	0	17	233	13.7	28	1
2022	Duke	9	8	0	0	0.0	0	0	23	347	15.1	81	0
2023	Duke	12	0	0	0	0.0	0	0	0	0	0.0	0	0
2024	Duke	12	12	0	0	0.0	0	0	60	798	13.3	86	9
<b>TOTALS</b>		<b>68</b>	<b>26</b>	<b>7</b>	<b>40</b>	<b>5.7</b>	<b>22</b>	<b>2</b>	<b>130</b>	<b>1,710</b>	<b>13.2</b>	<b>86</b>	<b>14</b>

## COLLEGE 2024 GAME-BY-GAME STATISTICS (DUKE)

DATE	OPPONENT	P/S	RUSHING					RECEIVING					W/L	SCORE
			NO.	YDS.	AVG.	LG	TD	NO.	YDS.	AVG.	LG	TD		
08/30	Elon	S	0	0	0.0	0	0	7	81	11.6	55	1	W	26-3
09/06	at Northwestern	S	0	0	0.0	0	0	2	19	9.5	16	2	W	26-20+
09/14	UConn	S	0	0	0.0	0	0	4	61	15.3	36	1	W	26-21
09/21	at Middle Tenn.	S	0	0	0.0	0	0	2	28	14.0	19	0	W	45-17
09/28	North Carolina	S	0	0	0.0	0	0	3	42	14.0	27	0	W	21-20
10/05	at Georgia Tech	S	0	0	0.0	0	0	5	63	12.6	26	1	L	14-24
10/18	Florida St.	S	0	0	0.0	0	0	2	14	7.0	10	0	W	23-16
10/26	SMU	S	0	0	0.0	0	0	11	138	12.5	25	1	L	27-28+
11/02	at Miami (FL)	S	0	0	0.0	0	0	5	36	7.2	10	0	L	31-53
11/09	at NC State	S	0	0	0.0	0	0	5	51	10.2	17	0	W	29-19
11/23	Virginia Tech		DID NOT PLAY (NON-INJURY)										W	31-28
11/30	at Wake Forest	S	0	0	0.0	0	0	4	20	5.0	6	0	W	23-17
01/02	at Ole Miss	S	0	0	0.0	0	0	5	57	11.4	18	0	L	20-52
<b>2024 TOTALS</b>		<b>12-12</b>	<b>0</b>	<b>0</b>	<b>0.0</b>	<b>0</b>	<b>0</b>	<b>55</b>	<b>610</b>	<b>11.1</b>	<b>55</b>	<b>6</b>	<b>9-4</b>	

+ - Overtime





# DE'ANTRE PRINCE | 24

**POSITION:** CORNERBACK  
**HT:** 6-0 | **WT:** 183 | **DOB:** 10-12-2000  
**COLLEGE:** MISSISSIPPI  
**HOMETOWN:** CHARLESTON, MISS.  
**ACQ:** D5-24  
**EXP:** 2nd YEAR

@DeantrePrince  
 @treprince5

## KEY TRANSACTIONS

- Originally drafted by Jacksonville in the fifth round (153rd overall) in the 2024 draft

## PRO

### 2024 (Jaguars)

- Appeared in 10 games in his rookie season... Tallied eight tackles (six solo) and one pass defended
- 1/5 at IND:** Saw action at cornerback and recorded five tackles (four solo) and one pass defended
- 10/27 vs. G.B.:** Saw action at cornerback and recorded one solo tackle
- 9/15 vs. CLE:** Saw action at cornerback in his NFL debut and recorded one tackle

## COLLEGE

- Participated in the 2024 East-West Bowl
- Appeared in 51 games and recorded 146 tackles (101 solo), six interceptions, six tackles for loss and 1.0 sack for Mississippi

## PERSONAL

- Son of Jackie Prince and Brandon Brown
- Majored in multidisciplinary studies

### DE'ANTRE PRINCE'S NFL REGULAR SEASON DEFENSIVE STATISTICS

DATE	TEAM	GP	TACKLES								INTERCEPTIONS					O. FUMB				ST				MISC				
			GS	TK	S	A	TFL	YDS	SK	YDS	QBH	NO	YDS	LG	TD	PD	FF	FR	TD	YDS	TK	S	A	FF	FR	S	A	
2024	Jaguars	10	0	8	6	2	0	0	0.0	0.0	0	0	0	0	0	1	0	0	0	0	0	0	0	0	0	0	0	0
<b>NFL TOTALS</b>		<b>10</b>	<b>0</b>	<b>8</b>	<b>6</b>	<b>2</b>	<b>0</b>	<b>0</b>	<b>0.0</b>	<b>0.0</b>	<b>0</b>	<b>0</b>	<b>0</b>	<b>0</b>	<b>0</b>	<b>1</b>	<b>0</b>	<b>0</b>	<b>0</b>	<b>0</b>	<b>0</b>	<b>0</b>	<b>0</b>	<b>0</b>	<b>0</b>	<b>0</b>	<b>0</b>	<b>0</b>

### SINGLE-GAME HIGHS: DEFENSIVE

**Total Tackles** 1 at Las Vegas Raiders, Dec 22, 2024  
 1 vs. Green Bay Packers, Oct 27, 2024  
 ...1 more at 1.

### Passes Defensed

1 at Indianapolis Colts, Jan 05, 2025

**Solo Tackles** 4 at Indianapolis Colts, Jan 05, 2025  
 1 at Las Vegas Raiders, Dec 22, 2024  
 ...1 more at 1.



**2024 GAME-BY-GAME REGULAR-SEASON STATISTICS (JAGUARS)**

DATE	OPPONENT	P/S	TACKLES							INTERCEPTIONS					O. FUMB				ST				MISC		SCORE		
			TK	S	A	SK	YDS	TFL	YDS	QBH	NO	YDS	LG	TD	PD	FF	FR	TD	YDS	TK	S	A	FF	FR		S	A
09/08	at Dolphins		DID NOT PLAY (NON-INJURY)																							L	17-20
09/15	Browns	P	1	0	1	0.0	0.0	0	0	0	0	0	0	0	0	0	0	0	0	0	0	0	0	0	0	L	13-18
09/23	at Bills	P	0	0	0	0.0	0.0	0	0	0	0	0	0	0	0	0	0	0	0	0	0	0	0	0	0	L	10-47
09/29	at Texans	P	0	0	0	0.0	0.0	0	0	0	0	0	0	0	0	0	0	0	0	0	0	0	0	0	0	L	20-24
10/06	Colts	P	0	0	0	0.0	0.0	0	0	0	0	0	0	0	0	0	0	0	0	0	0	0	0	0	0	W	37-34
10/13	at Bears	P	0	0	0	0.0	0.0	0	0	0	0	0	0	0	0	0	0	0	0	0	0	0	0	0	0	L	16-35
10/20	Patriots	P	0	0	0	0.0	0.0	0	0	0	0	0	0	0	0	0	0	0	0	0	0	0	0	0	0	W	32-16
10/27	Packers	P	1	1	0	0.0	0.0	0	0	0	0	0	0	0	0	0	0	0	0	0	0	0	0	0	0	L	27-30
11/03	at Eagles	P	0	0	0	0.0	0.0	0	0	0	0	0	0	0	0	0	0	0	0	0	0	0	0	0	0	L	23-28
11/10	Vikings		DID NOT PLAY (NON-INJURY)																							L	7-12
11/17	at Lions		ON INACTIVE LIST																							L	6-52
12/01	Texans		DID NOT PLAY (NON-INJURY)																							L	20-23
12/08	at Titans		DID NOT PLAY (NON-INJURY)																							W	10-6
12/15	Jets		DID NOT PLAY (NON-INJURY)																							L	25-32
12/22	at Raiders	P	1	1	0	0.0	0.0	0	0	0	0	0	0	0	0	0	0	0	0	0	0	0	0	0	0	L	14-19
12/29	Titans		DID NOT PLAY (NON-INJURY)																							W	20-13
01/05	at Colts	P	5	4	1	0.0	0.0	0	0	0	0	0	0	1	0	0	0	0	0	0	0	0	0	0	0	L	23-26+
<b>2024 TOTALS</b>			<b>10-0</b>	<b>8</b>	<b>6</b>	<b>2</b>	<b>0.0</b>	<b>0.0</b>	<b>0</b>	<b>0</b>	<b>0</b>	<b>0</b>	<b>0</b>	<b>0</b>	<b>0</b>	<b>0</b>	<b>0</b>	<b>0</b>	<b>0</b>	<b>0</b>	<b>0</b>	<b>0</b>	<b>0</b>	<b>0</b>	<b>0</b>	<b>4-13</b>	

+ - Overtime





# CALEB RANSAW | 27

POSITION: DEFENSIVE BACK

HT: 6-0 | WT: 196 | DOB: 12-22-2002

COLLEGE: TULANE

HOMETOWN: HARVEST, ALA.

ACQ: D3-25

EXP: R

@Ransaw4

@\_csaww

## KEY TRANSACTIONS

- Originally drafted by Jacksonville in the third round (88th overall) of the 2025 draft

## COLLEGE

- Career totals include 114 tackles, 10 tackles for loss, nine passes defended, one interception and 1.0 sack in 49 games played (31 starts) for Tulane (2024) and Troy (2021-23)
- Named Third-Team All-AAC in 2024 after registering 33 tackles (24 solo), four tackles for loss, three passes defended and 1.0 sack
- Appeared in all 14 games for Troy in 2023, posting a career-high 51 tackles (28 solo), an interception and a forced fumble and was voted Honorable Mention All-SBC
- In 2022, posted 25 tackles (15 solo) and three pass breakups, missing only two tackles all season per Pro Football Focus
- Saw action in 12 games as a true freshman

## PERSONAL

- Attended Sparkman High (Harvest, Ala.), where he earned First-Team All-Region honors as a senior with 32 tackles, 25 pass breakups, two forced fumbles and two interceptions
- As a junior, recorded 49 tackles, a tackle for loss, one interception and 26 pass break ups
- Three-star recruit and No. 100 player in the state of Alabama per ESPN
- Youngest of three brothers
- Cousin is former NFL CB Dre Kirkpatrick

## CALEB RANSAW'S COLLEGE DEFENSIVE STATISTICS

DATE TEAM	GP	GS	TACKLES							INTERCEPTIONS							O. FUMB				ST				MISC	
			TK	S	A	TFL	YDS	SK	YDS	QBH	NO	YDS	LG	TD	PD	FF	FR	TD	YDS	TK	S	A	FF	FR	S	A
2021 Troy	10	0	5	1	4	0.0	0.0	0.0	0.0	0	0	0	0	0	0	0	0	0	0	0	0	0	0	0	0	0
2022 Troy	11	5	25	15	10	0.0	0.0	0.0	0.0	0	0	0	0	3	0	0	0	0	0	0	0	0	0	0	0	
2023 Troy	14	14	51	28	23	6.0	13.0	0.0	0.0	2	1	10	10	0	1	0	1	0	0	0	0	0	0	0	0	
2024 Tulane	12	12	33	24	9	4.0	13.0	1.0	5.0	0	0	0	0	3	0	0	0	0	0	0	0	0	0	0	0	
<b>TOTALS</b>	<b>47</b>	<b>31</b>	<b>114</b>	<b>68</b>	<b>46</b>	<b>10.0</b>	<b>26.0</b>	<b>1.0</b>	<b>5.0</b>	<b>2</b>	<b>1</b>	<b>10</b>	<b>10</b>	<b>0</b>	<b>7</b>	<b>0</b>	<b>1</b>	<b>0</b>	<b>0</b>	<b>0</b>	<b>0</b>	<b>0</b>	<b>0</b>	<b>0</b>	<b>0</b>	

## COLLEGE 2024 GAME-BY-GAME STATISTICS (TULANE)

DATE	OPPONENT	P/S	TACKLES							INTERCEPTIONS							O. FUMB				ST				MISC			
			TK	S	A	SK	YDS	TFL	YDS	QBH	NO	YDS	LG	TD	PD	FF	FR	TD	YDS	TK	S	A	FF	FR	S	A	W/L	SCORE
08/29	Southeastern La.	S	0	0	0	0.0	0.0	0.0	0	0	0	0	0	0	0	0	0	0	0	0	0	0	0	0	0	0	W	52-0
09/07	Kansas St.	S	5	3	2	0.0	0.0	1.0	6.0	0	0	0	0	0	0	0	0	0	0	0	0	0	0	0	0	0	L	27-34
09/14	at Oklahoma	S	4	4	0	0.0	0.0	0.0	0.0	0	0	0	0	0	0	0	0	0	0	0	0	0	0	0	0	L	19-34	
09/21	at Louisiana	S	1	1	0	0.0	0.0	0.0	0.0	0	0	0	0	0	0	0	0	0	0	0	0	0	0	0	0	W	41-33	
09/28	South Fla.	S	4	3	1	0.0	0.0	0.0	0.0	0	0	0	0	0	0	0	0	0	0	0	0	0	0	0	0	W	45-10	
10/05	at UAB	S	0	0	0	0.0	0.0	0.0	0.0	0	0	0	0	0	1	0	0	0	0	0	0	0	0	0	0	W	71-20	
10/19	Rice		DID NOT PLAY (NON-INJURY)																			W	24-10					
10/26	at North Texas	S	5	4	1	0.0	0.0	2.0	2.0	0	0	0	0	0	1	0	0	0	0	0	0	0	0	0	0	0	W	45-37
10/31	at Charlotte	S	2	2	0	0.0	0.0	0.0	0.0	0	0	0	0	0	0	0	0	0	0	0	0	0	0	0	0	W	34-3	
11/09	Temple	S	3	1	2	0.0	0.0	0.0	0.0	0	0	0	0	0	0	0	0	0	0	0	0	0	0	0	0	W	52-6	
11/16	at Navy	S	1	1	0	1.0	5.0	1.0	5.0	0	0	0	0	0	1	0	0	0	0	0	0	0	0	0	0	W	35-0	
11/28	Memphis	S	5	4	1	0.0	0.0	0.0	0.0	0	0	0	0	0	0	0	0	0	0	0	0	0	0	0	0	L	24-34	
12/06	at Army West Point	S	3	1	2	0.0	0.0	0.0	0.0	0	0	0	0	0	0	0	0	0	0	0	0	0	0	0	0	L	14-35	
12/20	at Florida		DID NOT PLAY (NON-INJURY)																			L	8-33					
<b>2024 TOTALS</b>		<b>12-12</b>	<b>33</b>	<b>24</b>	<b>9</b>	<b>1.0</b>	<b>5.0</b>	<b>4.0</b>	<b>13.0</b>	<b>0</b>	<b>0</b>	<b>0</b>	<b>0</b>	<b>0</b>	<b>3</b>	<b>0</b>	<b>0</b>	<b>0</b>	<b>0</b>	<b>0</b>	<b>0</b>	<b>0</b>	<b>0</b>	<b>0</b>	<b>0</b>	<b>0</b>	<b>9-5</b>	





# LOUIS REES-ZAMMIT | 89

**POSITION:** WIDE RECEIVER  
**HT:** 6-2 | **WT:** 209 | **DOB:** 2-2-2001  
**COLLEGE:** INTERNATIONAL PATHWAY PROGRAM  
**HOMETOWN:** PENARTH, WALES  
**ACQ:** FA-24  
**EXP:** 1st YEAR

@LouisReesZammit  
 @lrzammit

## KEY TRANSACTIONS

- Originally signed by Kansas City via the NFL's International Pathway Program on 3/29/2024
- Signed to the Jaguars practice squad on 8/28/24
- Signed to the active roster by Jacksonville on 2/17/25

## PRO

### 2024 (Jaguars)

- Spent time on the practice squad

## PERSONAL

- Made 32 international appearances for the Wales National Rugby Team, scoring 14 tries
- Became the youngest player since 1959 to be selected in the British and Irish Lions squad
- Trained at IMG Academy in Florida
- Attended 2025 Jaguars on the Prowl, the team's annual player tour to the UK

## LOUIS REES-ZAMMIT'S NFL REGULAR SEASON RUSHING/RECEIVING STATISTICS

DATE	TEAM	GP	GS	RECEIVING					RUSHING					
				NO.	YDS.	AVG.	LG	TD	NO.	YDS.	AVG.	LG	TD	
2024	Jaguars	0	0	0	0	0.0	0	0	0	0	0	0.0	0	0
<b>NFL TOTALS</b>		<b>0</b>	<b>0</b>	<b>0</b>	<b>0</b>	<b>0.0</b>	<b>0</b>	<b>0</b>	<b>0</b>	<b>0</b>	<b>0</b>	<b>0.0</b>	<b>0</b>	<b>0</b>

## LOUIS REES-ZAMMIT'S NFL REGULAR SEASON RETURN STATISTICS

DATE	TEAM	KICKOFF RETURNS					PUNT RETURNS					
		RET.	YDS.	AVG.	LG	TD	NO.	FC	YDS.	AVG.	LG	TD
2024	Jaguars	0	0	0.0	0	0	0	0	0	0.0	0	0
<b>NFL TOTALS</b>		<b>0</b>	<b>0</b>	<b>0.0</b>	<b>0</b>	<b>0</b>	<b>0</b>	<b>0</b>	<b>0</b>	<b>0.0</b>	<b>0</b>	<b>0</b>

## 2024 GAME-BY-GAME REGULAR-SEASON STATISTICS (JAGUARS)

DATE	OPPONENT	P/S	RECEIVING					RUSHING					W/L	SCORE
			NO.	YDS.	AVG.	LG	TD	NO.	YDS.	AVG.	LG	TD		
09/08	at Dolphins												L	17-20
09/15	Browns												L	13-18
09/23	at Bills												L	10-47
09/29	at Texans												L	20-24
10/06	Colts												W	37-34
10/13	at Bears												L	16-35
10/20	Patriots												W	32-16
10/27	Packers												L	27-30
11/03	at Eagles												L	23-28
11/10	Vikings												L	7-12
11/17	at Lions												L	6-52
12/01	Texans												L	20-23
12/08	at Titans												W	10-6
12/15	Jets												L	25-32
12/22	at Raiders												L	14-19
12/29	Titans												W	20-13
01/05	at Colts												L	23-26+
<b>2024 TOTALS</b>		<b>0-0</b>	<b>0</b>	<b>0</b>	<b>0.0</b>	<b>0</b>	<b>0</b>	<b>0</b>	<b>0</b>	<b>0.0</b>	<b>0</b>	<b>0</b>	<b>0</b>	<b>4-13</b>

+ - Overtime





# KEIVIE ROSE | 97

POSITION: DEFENSIVE LINEMAN  
HT: 6-3 | WT: 314 | DOB: 12-14-2000  
COLLEGE: ARKANSAS  
HOMETOWN: HENDERSON, TEXAS  
ACQ: UDFA-'25  
EXP: R

@kiinggk  
 @kiingg.k\_

## KEY TRANSACTIONS

- Originally signed by Jacksonville as an undrafted free agent following the 2025 draft

## COLLEGE

- Played collegiately at Louisiana Tech (2019-22) and Arkansas (2023-24)
- Career totals include 107 tackles (48 solo), 14.5 tackles for loss, 6.0 sacks, four passes defended and two forced fumbles in 60 games played (35 starts)
- In 2024, played in 13 games (one start) and produced 19 tackles (four solo), a tackle for loss and a pass defended
- Saw action in all 12 games (two starts) in 2023 and made 15 tackles with 3.5 tackles for loss and 2.5 sacks
- Started all 12 games and earned First-Team All-Conference USA honors after posting 24 tackles (18 solo), four tackles for loss, 2.0 sacks and two forced fumbles in 2022
- Started all 12 games in 2021 and totaled 25 tackles (11 solo), four tackles for loss, two pass breakups and 1.0 sack
- In 2020, saw action in all 10 games (eight starts) and recorded 23 tackles (eight solo), 1.5 tackles for loss and a pass breakup

## PERSONAL

- Attended Henderson High School (Texas)
- Helped lead Henderson to a 9-5 record and a quarterfinal appearance in state playoffs as a senior
- Named All-District as a senior in 2018
- Has two siblings, Missy and Jay
- Full name is Del'Keiveon Ke'Unta Rose

### KEIVIE ROSE'S COLLEGE DEFENSIVE STATISTICS

DATE	TEAM	GP	GS	TACKLES						INTERCEPTIONS					FUMBLES		
				TK	S	A	TFL	SK	YDS	NO	YDS	LG	TD	PD	FF	FR	
2019	LOUISIANA TECH	1	0	0	0	0	0.0	0.0	0.0	0	0	0	0	0	0	0	0
2020	LOUISIANA TECH	10	8	23	8	15	1.5	0.5	1.0	0	0	0	0	1	0	0	
2021	LOUISIANA TECH	12	12	26	11	15	4.5	1.0	1.0	0	0	0	0	2	0	0	
2022	LOUISIANA TECH	12	12	24	18	6	4.0	2.0	11.0	0	0	0	0	0	2	0	
2023	ARKANSAS	12	2	15	7	8	3.5	2.5	21.0	0	0	0	0	0	0	0	
2024	ARKANSAS	13	1	19	4	15	1.0	0.0	0.0	0	0	0	0	1	0	0	
<b>TOTALS</b>		<b>60</b>	<b>35</b>	<b>107</b>	<b>48</b>	<b>59</b>	<b>14.5</b>	<b>6.0</b>	<b>34.0</b>	<b>0</b>	<b>0</b>	<b>0</b>	<b>0</b>	<b>4</b>	<b>2</b>	<b>0</b>	





# DARNELL SAVAGE | 6

**POSITION:** SAFETY  
**HT:** 5-11 | **WT:** 198 | **DOB:** 7-30-1997  
**COLLEGE:** MARYLAND  
**HOMETOWN:** BEAR, DEL.  
**ACQ:** UFA (GB)-'24  
**EXP:** 7th YEAR

@darnellsavage\_  
 @darnellsavage\_

## KEY TRANSACTIONS

- Originally drafted by Green Bay in the first round (21st overall) in the 2019 draft
- Signed by Jacksonville as an unrestricted free agent on 3/11/24

## PRO

### 2024 (Jaguars)

- Started all 13 games in which he appeared... Totaled 51 tackles (41 solo), six passes defended, two tackles for loss and one interception
- **12/15 vs. NYJ:** Started at safety and recorded five tackles (four solo) and two passes defended
- **12/1 vs. HOU:** Started at safety and recorded a team-high seven solo tackles
- **11/10 vs. MIN:** Amassed four tackles (three solo), one tackle for loss, one pass defended and one interception... His interception marked the 10th of his career and his first as a Jaguar

### 2023 (Packers)

- Started all 10 games he appeared in and recorded 50 total tackles (35 solo), one tackle for loss and one pass defended
- **1/14 at DAL:** Started in the Wild Card game and recorded four tackles (three solo), an interception and a pass defended... Intercepted QB Dak Prescott in the second quarter and returned it 64 yards for a touchdown... His 64-yard return was the fourth-longest interception return in Packers playoff history
- **9/24 vs. N.O.:** Played every snap on defense and recorded six total tackles (five solo)... Appeared on nine special teams snaps, recording a tackle that pinned the Saints at their own 17
- **9/17 at ATL:** Was one of five players to play every snap on defense, recording eight tackles (six solo)
- **9/10 at CHI:** Started and played 66 snaps on defense, leading the team with nine tackles (five solo) and a tackle for a loss

### 2022 (Packers)

- Played in 16 games with 13 starts... Recorded 57 tackles (42 solo), two tackles for a loss, five passes defended, one interception (returned for first-career touchdown) and one fumble recovery
- **1/8 vs. DET:** Finished with a team-high 11 tackles (seven solo), a tackle for a loss and a team-best two passes defended
- **1/1 vs. MIN:** Recorded two tackles (one solo), one pass defended and one interception... Posted his first career pick-six with a 75-yard return... Marked the longest interception returned for a touchdown by a Packer since 2014

### 2021 (Packers)

- Started all 17 contests and posted 63 tackles (48 solo), nine passes defended, two interceptions and two tackles for loss
- **12/25 vs. CLE:** Recorded a season-high eight total tackles (five solo), one pass defended and one interception, leading to a drive that resulted in a touchdown
- **10/17 at CHI:** Posted three solo tackles, one pass defended and one interception on 51 defensive snaps

### 2020 (Packers)

- Started all 15 contests he appeared in during the regular season and recorded 75 total tackles (56 solo), 12 passes defended, four interceptions, three tackles for loss, two quarterback hits, 1.0 sack and one fumble recovery
- Led the team in interceptions (four) and passes defended (12)... Finished the season with the fourth-most tackles on the team
- Played every postseason defensive snap for the Packers, recording four total tackles (three solo) and one quarterback hit
- **12/27 vs. TEN:** Posted five tackles (two solo), three passes defended and one interception
- **12/13 at DET:** Led the defense with eight tackles (all solo), one quarterback hit, one tackle for a loss and his first career sack
- **12/6 vs. PHI:** Posted two solo tackles, one quarterback hit and one interception, marking his third interception in two games
- **11/29 vs. CHI:** Recorded a career-best two interceptions, the first Packer with two interceptions in a single game since 2016
- **11/22 at IND:** Posted six tackles (four solo), one pass defended and his first career fumble recovery

### 2019 (Packers)

- Started all 14 games he appeared in and recorded 61 tackles (41 solo), seven passes defended, two interceptions, a team-high two forced fumbles, one tackle for loss and one quarterback hit
- Was named to the PFWA All-Rookie team
- Started both playoff games and recorded 12 tackles (nine solo), including one tackle for a loss
- **9/22 vs. DEN:** Matched his season high with seven tackles (five solo) and recorded his first interception in the NFL



- **9/5 at CHI:** Became the first rookie safety to start for the Packers in Week 1 since 2010... Registered three tackles (all solo), one pass defended and one quarterback hit

## COLLEGE

- Played in 46 games with 37 starts in four seasons for Maryland, recording 182 tackles (139 solo), eight INTs (two returned for TDs), 22 passes defended, 1.0 sack, one fumble recovery and one blocked punt he returned for a touchdown
- Earned All-Big Ten honors from the media and coaches in each of his final two years, being named Honorable Mention in 2017 and Second Team in 2018
- Started all 36 games over his final three seasons
- Earned a degree in family science

## PERSONAL

- Born in Salisbury, Md.
- Close friend and college teammate, D.J. Moore, plays wide receiver for the Chicago Bears... He and Moore, who was drafted in the first round (No. 21 overall) by the Carolina Panthers in 2018, were the first Maryland players to be selected in the first round of the NFL Draft in back-to-back years since LB Shawne Merriman (No. 12 overall in 2005) and TE Vernon Davis (No. 6 overall in 2006)
- Helped lead Caravel Academy High School to the 2013 state championship

### DARNELL SAVAGE'S NFL REGULAR SEASON DEFENSIVE STATISTICS

DATE	TEAM	GP	TACKLES							INTERCEPTIONS						O. FUMB				ST				MISC			
			GS	TK	S	A	TFL	YDS	SK	YDS	QBH	NO	YDS	LG	TD	PD	FF	FR	TD	YDS	TK	S	A	FF	FR	S	A
2019	Packers	14	14	61	41	20	1	2	0.0	0.0	1	2	37	28	0	7	2	0	0	0	0	0	0	0	0	0	0
2020	Packers	15	15	75	56	19	3	14	1.0	10.0	2	4	13	9	0	12	0	1	0	0	0	0	0	0	0	0	
2021	Packers	17	17	63	48	15	2	1	0.0	0.0	0	2	0	0	0	9	0	0	0	0	0	0	0	0	0	0	
2022	Packers	16	13	57	42	15	2	6	0.0	0.0	0	1	75	75t	1	5	0	1	0	2	1	1	0	0	0	0	
2023	Packers	10	10	50	35	15	1	7	0.0	0.0	0	0	0	0	0	1	0	0	0	0	1	1	0	0	0	0	
2024	Jaguars	13	13	51	41	10	2	15	0.0	0.0	0	1	16	16	0	6	0	0	0	0	0	0	0	0	0	0	
<b>NFL TOTALS</b>		<b>85</b>	<b>82</b>	<b>357</b>	<b>263</b>	<b>94</b>	<b>11</b>	<b>45</b>	<b>1.0</b>	<b>10.0</b>	<b>3</b>	<b>10</b>	<b>141</b>	<b>75T</b>	<b>1</b>	<b>40</b>	<b>2</b>	<b>2</b>	<b>0</b>	<b>2</b>	<b>2</b>	<b>0</b>	<b>0</b>	<b>0</b>	<b>0</b>	<b>0</b>	

### DARNELL SAVAGE'S NFL POSTSEASON DEFENSIVE STATISTICS

DATE	TEAM	GP	TACKLES							INTERCEPTIONS						O. FUMB				ST				MISC		
			GS	TK	S	A	TFL	YDS	SK	YDS	QBH	NO	YDS	LG	TD	PD	FF	FR	TD	YDS	TK	S	A	FF	FR	S
2019	Packers	2	2	12	9	3	1	4	0.0	0.0	0	0	0	0	0	0	0	0	0	0	0	0	0	0	0	0
2020	Packers	2	2	4	3	1	0	0	0.0	0.0	1	0	0	0	0	0	0	0	0	0	0	0	0	0	0	0
2021	Packers	1	1	0	0	0	0	0	0.0	0.0	0	0	0	0	0	0	0	0	0	0	0	0	0	0	0	0
2023	Packers	2	2	8	5	3	0	0	0.0	0.0	0	1	64	64t	1	2	0	0	0	0	0	0	0	0	0	0
<b>NFL TOTALS</b>		<b>7</b>	<b>7</b>	<b>24</b>	<b>17</b>	<b>7</b>	<b>1</b>	<b>4</b>	<b>0.0</b>	<b>0.0</b>	<b>1</b>	<b>1</b>	<b>64</b>	<b>64T</b>	<b>1</b>	<b>2</b>	<b>0</b>	<b>0</b>	<b>0</b>	<b>0</b>	<b>0</b>	<b>0</b>	<b>0</b>	<b>0</b>	<b>0</b>	<b>0</b>

### SINGLE-GAME HIGHS: DEFENSIVE

<b>Total Tackles</b>	11 vs. Detroit Lions, Jan 08, 2023 10 at Chicago Bears, Jan 03, 2021	<b>Fumble Recoveries</b>	1 at Indianapolis Colts, Nov 22, 2020
<b>Solo Tackles</b>	8 at Chicago Bears, Jan 03, 2021 8 at Detroit Lions, Dec 13, 2020	<b>Tackles For Loss</b>	1 vs. Minnesota Vikings, Nov 10, 2024 1 at Chicago Bears, Sep 10, 2023 ...8 more at 1.
<b>Sacks</b>	1.0 at Detroit Lions, Dec 13, 2020	<b>Interceptions</b>	2 vs. Chicago Bears, Nov 29, 2020 1 vs. Minnesota Vikings, Nov 10, 2024 ...7 more at 1.
<b>Passes Defensed</b>	3 vs. Tennessee Titans, Dec 27, 2020 2 vs. New York Jets, Dec 15, 2024 ...7 more at 2.	<b>Interception Return Yards</b>	28 at New York Giants, Dec 01, 2019 9 vs. Tennessee Titans, Dec 27, 2020 ...1 more at 9.
<b>Forced Fumbles</b>	1 vs. Washington Redskins, Dec 08, 2019 1 vs. Minnesota Vikings, Sep 15, 2019	<b>Special Teams Tackles</b>	1 vs. New Orleans Saints, Sep 24, 2023 1 vs. Los Angeles Rams, Dec 19, 2022

### SINGLE-GAME HIGHS - POSTSEASON: DEFENSIVE

<b>Total Tackles</b>	9 at San Francisco 49ers, Jan 19, 2020 4 at San Francisco 49ers, Jan 20, 2024 ...1 more at 4.	<b>Tackles For Loss</b>	1 at San Francisco 49ers, Jan 19, 2020
<b>Solo Tackles</b>	6 at San Francisco 49ers, Jan 19, 2020 3 at Dallas Cowboys, Jan 14, 2024 ...1 more at 3.	<b>Interceptions</b>	1 at Dallas Cowboys, Jan 14, 2024
<b>Passes Defensed</b>	1 at Dallas Cowboys, Jan 14, 2024	<b>Interception Return Yards</b>	64 at Dallas Cowboys, Jan 14, 2024



2024 GAME-BY-GAME REGULAR-SEASON STATISTICS (JAGUARS)

DATE	OPPONENT	P/S	TACKLES							INTERCEPTIONS					O. FUMB				ST				MISC		SCORE		
			TK	S	A	SK	YDS	TFL	YDS	QBH	NO	YDS	LG	TD	PD	FF	FR	TD	YDS	TK	S	A	FF	FR		S	A
09/08	at Dolphins	S	0	0	0	0.0	0.0	0	0	0	0	0	0	0	0	0	0	0	0	0	0	0	0	0	0	L	17-20
09/15	Browns																									L	13-18
09/23	at Bills																									L	10-47
09/29	at Texans																									L	20-24
10/06	Colts	S	3	3	0	0.0	0.0	0	0	0	0	0	0	0	0	0	0	0	0	0	0	0	0	0	0	W	37-34
10/13	at Bears	S	2	2	0	0.0	0.0	0	0	0	0	0	0	0	0	0	0	0	0	0	0	0	0	0	0	L	16-35
10/20	Patriots	S	3	2	1	0.0	0.0	0	0	0	0	0	0	0	0	0	0	0	0	0	0	0	0	0	0	W	32-16
10/27	Packers	S	6	4	2	0.0	0.0	0	0	0	0	0	0	0	0	0	0	0	0	0	0	0	0	0	0	L	27-30
11/03	at Eagles	S	4	3	1	0.0	0.0	0	0	0	0	0	0	0	0	0	0	0	0	0	0	0	0	0	0	L	23-28
11/10	Vikings	S	4	3	1	0.0	0.0	1	7	0	1	16	16	0	1	0	0	0	0	0	0	0	0	0	0	L	7-12
11/17	at Lions	S	5	3	2	0.0	0.0	0	0	0	0	0	0	0	0	0	0	0	0	0	0	0	0	0	0	L	6-52
12/01	Texans	S	7	7	0	0.0	0.0	0	0	0	0	0	0	0	0	0	0	0	0	0	0	0	0	0	0	L	20-23
12/08	at Titans	S	2	2	0	0.0	0.0	0	0	0	0	0	0	0	0	0	0	0	0	0	0	0	0	0	0	W	10-6
12/15	Jets	S	5	4	1	0.0	0.0	0	0	0	0	0	0	0	0	0	0	0	0	0	0	0	0	0	0	L	25-32
12/22	at Raiders	S	1	1	0	0.0	0.0	1	8	0	0	0	0	0	0	0	0	0	0	0	0	0	0	0	0	L	14-19
12/29	Titans																									W	20-13
01/05	at Colts	S	9	7	2	0.0	0.0	0	0	0	0	0	0	0	0	0	0	0	0	0	0	0	0	0	0	L	23-26+
<b>2024 TOTALS</b>			<b>13-13</b>	<b>51</b>	<b>41</b>	<b>10</b>	<b>0.0</b>	<b>0.0</b>	<b>2</b>	<b>15</b>	<b>0</b>	<b>1</b>	<b>16</b>	<b>16</b>	<b>0</b>	<b>6</b>	<b>0</b>	<b>0</b>	<b>0</b>	<b>0</b>	<b>0</b>	<b>0</b>	<b>0</b>	<b>0</b>	<b>0</b>	<b>0</b>	<b>4-13</b>

+ - Overtime





# CAM'RON SILMON-CRAIG | 32

**POSITION:** DEFENSIVE BACK  
**HT:** 5-10 | **WT:** 185 | **DOB:** 10-30-2002  
**COLLEGE:** COLORADO  
**HOMETOWN:** BIRMINGHAM, ALA.  
**ACQ:** UDFA-'25  
**EXP:** R

@camronsilmon7

## KEY TRANSACTIONS

- Originally signed by Jacksonville as an undrafted free agent following the 2025 draft

## COLLEGE

- Played in 47 games for Jackson State (2021-22) and Colorado (2023-24)
- Started all 13 games at Colorado in 2024, leading the team with 93 total tackles (65 solo) to go with 10 tackles for loss, three pass breakups, two fumble recoveries, 2.0 sacks, one forced fumble and one interception... Recovered a fumble for a 95-yard touchdown, the second-longest in CU history
- Finished the 2024 season ranked ninth in the Big 12 in total tackles and second in the Big 12 and seventh in the NCAA in solo tackles
- Played in 12 games (10 starts) in 2023 and recorded 44 tackles (32 solo), two tackles for loss and 1.0 sack... Tied for the team lead with three interceptions
- Played in 25 games at Jackson State with 111 tackles, 11 pass breakups, 10 tackles for loss, five interceptions, 4.0 sacks, two fumble recoveries and one fumble recovery
- Named First-Team All-SWAC in 2022 when he had 63 tackles, 5.5 tackles for loss, two interceptions, 1.5 sacks, a fumble recovery and a pass breakup
- Posted 48 tackles (34 solo), five pass breakups, 4.5 tackles for loss, three interceptions, a forced fumble and a fumble recovery in 2021

## PERSONAL

- Played high school football at Trinity Christian School (Cedar Hill, Texas) after transferring from Fultondale High School (Birmingham, Ala.)
- Helped Trinity Christian to a 22-4 record in his two seasons, winning a TAPPS Division II state championship with a 13-1 record his junior season and a TCAL National Championship as a senior when the team was 9-3
- Had 67 tackles, four sacks, six pass breakups, three interceptions and one fumble recovery as a junior
- Also played basketball at Fultondale

## CAM'RON SILMON-CRAIG'S COLLEGE DEFENSIVE STATISTICS

DATE	TEAM	GP	GS	TACKLES						INTERCEPTIONS						O. FUMB				ST				MISC					
				TK	S	A	TFL	YDS	SK	YDS	QBH	NO	YDS	LG	TD	PD	FF	FR	TD	YDS	TK	S	A	FF	FR	S	A		
2021	Jackson St.	12	1	48	34	14	4.5	13.0	2.5	7.0	2	3	11	11	0	5	1	1	0	0	0	0	0	0	0	0	0	0	0
2022	Jackson St.	13	11	65	39	26	5.5	24.0	1.5	14.0	1	2	0	0	0	0	0	1	0	0	0	0	0	0	0	0	0	0	
2023	Colorado	12	10	44	32	12	2.0	2.0	1.0	1.0	1	3	4	4	0	2	0	1	0	0	0	0	0	0	0	0	0	0	
2024	Colorado	13	13	94	66	28	10.0	34.0	2.0	12.0	6	1	17	17	0	3	1	2	2	95	0	0	0	0	0	0	0	0	
<b>TOTALS</b>		<b>50</b>	<b>35</b>	<b>251</b>	<b>171</b>	<b>80</b>	<b>22.0</b>	<b>73.0</b>	<b>7.0</b>	<b>34.0</b>	<b>10</b>	<b>9</b>	<b>32</b>	<b>17</b>	<b>0</b>	<b>10</b>	<b>2</b>	<b>5</b>	<b>2</b>	<b>95</b>	<b>0</b>	<b>0</b>	<b>0</b>	<b>0</b>	<b>0</b>	<b>0</b>	<b>0</b>	<b>0</b>	

## COLLEGE 2024 GAME-BY-GAME STATISTICS (COLORADO)

DATE	OPPONENT	P/S	TACKLES						INTERCEPTIONS						O. FUMB				ST				MISC					
			TK	S	A	SK	YDS	TFL	YDS	QBH	NO	YDS	LG	TD	PD	FF	FR	TD	YDS	TK	S	A	FF	FR	S	A	W/L	SCORE
08/29	North Dakota St.	S	1	1	0	0.0	0.0	0.0	0.0	0	0	0	0	0	0	0	0	0	0	0	0	0	0	0	0	0	W	31-26
09/07	at Nebraska	S	11	11	0	0.0	0.0	3.0	10.0	1	0	0	0	0	0	0	0	0	0	0	0	0	0	0	0	L	10-28	
09/14	at Colorado St.	S	5	3	2	0.0	0.0	0.0	0.0	2	0	0	0	0	0	0	0	0	0	0	0	0	0	0	0	W	28-9	
09/21	Baylor	S	14	10	4	0.0	0.0	0.0	0.0	1	0	0	0	0	0	0	0	0	0	0	0	0	0	0	0	W	38-31+	
09/28	at UCF	S	6	6	0	0.0	0.0	0.0	0.0	0	0	0	0	0	1	0	1	2	95	0	0	0	0	0	0	W	48-21	
10/12	Kansas St.	S	9	6	3	1.0	8.0	1.0	8.0	1	0	0	0	0	1	0	0	0	0	0	0	0	0	0	0	L	28-31	
10/19	at Arizona	S	7	5	2	0.0	0.0	0.0	0.0	0	0	0	0	0	1	0	0	0	0	0	0	0	0	0	0	W	34-7	
10/26	Cincinnati	S	8	6	2	1.0	4.0	2.0	8.0	0	0	0	0	0	0	0	0	0	0	0	0	0	0	0	0	W	34-23	
11/09	at Texas Tech	S	5	3	2	0.0	0.0	0.0	0.0	0	0	0	0	0	0	0	1	0	0	0	0	0	0	0	0	W	41-27	
11/16	Utah	S	11	7	4	0.0	0.0	0.5	0.0	0	0	0	0	0	0	1	0	0	0	0	0	0	0	0	0	W	49-24	
11/23	at Kansas	S	9	5	4	0.0	0.0	1.0	1.0	0	0	0	0	0	0	0	0	0	0	0	0	0	0	0	0	L	21-37	
11/29	Oklahoma St.	S	2	1	1	0.0	0.0	1.0	2.0	1	0	0	0	0	0	0	0	0	0	0	0	0	0	0	0	W	52-0	
12/28	BYU	S	6	2	4	0.0	0.0	1.5	5.0	0	1	17	17	0	0	0	0	0	0	0	0	0	0	0	0	L	14-36	
<b>2024 TOTALS</b>		<b>13-13</b>	<b>94</b>	<b>66</b>	<b>28</b>	<b>2.0</b>	<b>12.0</b>	<b>10.0</b>	<b>34.0</b>	<b>6</b>	<b>1</b>	<b>17</b>	<b>17</b>	<b>0</b>	<b>3</b>	<b>1</b>	<b>2</b>	<b>2</b>	<b>95</b>	<b>0</b>	<b>0</b>	<b>0</b>	<b>0</b>	<b>0</b>	<b>0</b>	<b>0</b>	<b>9-4</b>	

+ - Overtime





# DORIAN SINGER | 13

**POSITION:** WIDE RECEIVER  
**HT:** 6-0 | **WT:** 181 | **DOB:** 10-16-2002  
**COLLEGE:** UTAH  
**HOMETOWN:** SAINT PAUL, MINN.  
**ACQ:** UDFA-'25  
**EXP:** R

@dorian\_singer1  
 @doriansinger

## KEY TRANSACTIONS

- Originally signed by Jacksonville as an undrafted free agent following the 2025 draft

## COLLEGE

- Played in 41 career games for Arizona (2021-22), Southern California (2023) and Utah (2024)
- Career totals include 161 receptions for 2,397 yards and 10 touchdowns
- Started all 12 games in 2024, leading the team with 53 catches and 702 yards to go with one touchdown
- Recorded 24 catches for 289 yards and three touchdowns in 2023 at USC
- Finished his career at Arizona with 84 catches for 1,406 yards (six touchdowns), averaging 16.7 yards per catch and 82.7 yards per game
- Played in all 12 games (11 starts) in 2022, racking up 1,105 yards on 66 catches (six touchdowns) with four 100-plus yard games... Named Associated Press All-Pac 12 First-Team

## PERSONAL

- Played high school football at Pinnacle (Phoenix, Ariz.), where he was an All-State and All-Conference Selection
- Had 37 catches for 889 yards and 14 touchdowns in his senior season
- His 889 yards in 2020 were the second-most in program history

### DORIAN SINGER'S COLLEGE RUSHING/RECEIVING STATISTICS

DATE	TEAM	GP	GS	RUSHING					RECEIVING				
				NO.	YDS.	AVG.	LG	TD	NO.	YDS.	AVG.	LG	TD
2021	Arizona	5	1	0	0	0.0	0	0	18	301	16.7	45	0
2022	Arizona	12	11	0	0	0.0	0	0	66	1,105	16.7	73	6
2023	Southern California	13	10	0	0	0.0	0	0	24	289	12.0	44	3
2024	Utah	12	12	0	0	0.0	0	0	53	702	13.2	40	1
<b>TOTALS</b>		<b>42</b>	<b>34</b>	<b>0</b>	<b>0</b>	<b>0.0</b>	<b>0</b>	<b>0</b>	<b>161</b>	<b>2,397</b>	<b>14.9</b>	<b>73</b>	<b>10</b>

### DORIAN SINGER'S COLLEGE RETURN STATISTICS

DATE	TEAM	KICKOFF RETURNS					PUNT RETURNS					
		RET.	YDS.	AVG.	LG	TD	NO.	FC	YDS.	AVG.	LG	TD
2021	Arizona	0	0	0.0	0	0	0	0	0	0.0	0	0
2022	Arizona	0	0	0.0	0	0	3	0	32	10.7	16	0
2023	Southern California	0	0	0.0	0	0	0	0	0	0.0	0	0
2024	Utah	0	0	0.0	0	0	8	0	45	5.6	17	0
<b>TOTALS</b>		<b>0</b>	<b>0</b>	<b>0.0</b>	<b>0</b>	<b>0</b>	<b>11</b>	<b>0</b>	<b>77</b>	<b>7.0</b>	<b>17</b>	<b>0</b>

### COLLEGE 2024 GAME-BY-GAME STATISTICS (UTAH)

DATE	OPPONENT	P/S	RUSHING					RECEIVING					W/L	SCORE
			NO.	YDS.	AVG.	LG	TD	NO.	YDS.	AVG.	LG	TD		
08/29	Southern Utah	S	0	0	0.0	0	0	2	31	15.5	17	0	W	49-0
09/07	Baylor	S	0	0	0.0	0	0	3	12	4.0	8	0	W	23-12
09/14	at Utah St.	S	0	0	0.0	0	0	5	66	13.2	25	0	W	38-21
09/21	at Oklahoma St.	S	0	0	0.0	0	0	7	95	13.6	25	0	W	22-19
09/28	Arizona	S	0	0	0.0	0	0	9	155	17.2	37	0	L	10-23
10/11	at Arizona St.	S	0	0	0.0	0	0	4	75	18.8	35	0	L	19-27
10/19	TCU	S	0	0	0.0	0	0	3	52	17.3	36	0	L	7-13
10/26	at Houston	S	0	0	0.0	0	0	6	54	9.0	15	0	L	14-17
11/09	BYU	S	0	0	0.0	0	0	5	76	15.2	36	0	L	21-22
11/16	at Colorado	S	0	0	0.0	0	0	5	65	13.0	40	1	L	24-49
11/23	Iowa St.	S	0	0	0.0	0	0	1	6	6.0	6	0	L	28-31
11/29	at UCF	S	0	0	0.0	0	0	3	15	5.0	6	0	W	28-14
<b>2024 TOTALS</b>		<b>12-12</b>	<b>0</b>	<b>0</b>	<b>0.0</b>	<b>0</b>	<b>0</b>	<b>53</b>	<b>702</b>	<b>13.2</b>	<b>40</b>	<b>1</b>	<b>5-7</b>	



**COLLEGE 2024 GAME-BY-GAME STATISTICS (UTAH)**

DATE	OPPONENT	P/S	KICKOFF RETURNS					PUNT RETURNS					W/L	SCORE		
			RET	YDS	AVG	LG	TD	NO	FC	YDS	AVG	LG			TD	
08/29	Southern Utah	S	0	0	0.0	0	0	0	0	0	0	0.0	0	0	W	49-0
09/07	Baylor	S	0	0	0.0	0	0	0	0	0	0	0.0	0	0	W	23-12
09/14	at Utah St.	S	0	0	0.0	0	0	0	0	0	0	0.0	0	0	W	38-21
09/21	at Oklahoma St.	S	0	0	0.0	0	0	0	0	0	0	0.0	0	0	W	22-19
09/28	Arizona	S	0	0	0.0	0	0	0	0	0	0	0.0	0	0	L	10-23
10/11	at Arizona St.	S	0	0	0.0	0	0	0	0	0	0	0.0	0	0	L	19-27
10/19	TCU	S	0	0	0.0	0	0	1	0	-7	-7.0	0	0	L	7-13	
10/26	at Houston	S	0	0	0.0	0	0	2	0	13	6.5	13	0	L	14-17	
11/09	BYU	S	0	0	0.0	0	0	0	0	0	0.0	0	0	L	21-22	
11/16	at Colorado	S	0	0	0.0	0	0	3	0	30	10.0	17	0	L	24-49	
11/23	Iowa St.	S	0	0	0.0	0	0	2	0	9	4.5	7	0	L	28-31	
11/29	at UCF	S	0	0	0.0	0	0	0	0	0	0.0	0	0	W	28-14	
<b>2024 TOTALS</b>		<b>12-12</b>	<b>0</b>	<b>0</b>	<b>0.0</b>	<b>0</b>	<b>0</b>	<b>8</b>	<b>0</b>	<b>45</b>	<b>5.6</b>	<b>17</b>	<b>0</b>	<b>5-7</b>		





# DONEIKO SLAUGHTER | 35

**POSITION:** DEFENSIVE BACK  
**HT:** 6-0 | **WT:** 190 | **DOB:** 11-8-2001  
**COLLEGE:** ARKANSAS  
**HOMETOWN:** ROSWELL, GA.  
**ACQ:** UDFA-'25  
**EXP:** R

@Neikoslaughter  
 @neikoslaughter

## KEY TRANSACTIONS

- Originally signed by Jacksonville as an undrafted free agent following the 2025 draft

## COLLEGE

- Played in 56 games (28 starts) at Tennessee (2020-23) and Arkansas (2024)
- Career totals include 167 tackles (110 solo), 15 passes defended, 8.5 tackles for loss, 4.0 sacks, two interceptions and one forced fumble
- Started 13 games in 2024 at Arkansas and registered a career-high 80 tackles (44 solo) along with seven passes defended, three tackles for loss, 1.0 sack, one forced fumble and one interception
- Finished with 32 total tackles (26 solo), including 1.0 sack, in 10 games in 2023
- Appeared in 12 games (seven starts) in 2022, leading the team in pass breakups (seven) to go with an interception and a fumble recovery
- In 2021, saw action in 11 games, posting 16 tackles, three tackles for loss and 1.0 sack
- Played in all 10 games (one start) as a true freshman, making eight tackles, one tackle for loss and 1.0 sack

## PERSONAL

- Played high school football at Roswell (Ga.)
- Helped lead the Hornets to a district title and the second round of the Georgia Class 7A State Playoffs as a senior in 2019
- 2019 Georgia Class 7A All-State selection and 2019 4-7A First Team All-Region
- 2018 4-7A Second Team All-Region
- Led Roswell with 8.0 sacks in 2018

## DONEIKO SLAUGHTER'S COLLEGE DEFENSIVE STATISTICS

DATE	TEAM	GP	GS	TACKLES							INTERCEPTIONS					O. FUMB				ST				MISC			
				TK	S	A	TFL	YDS	SK	YDS	QBH	NO	YDS	LG	TD	PD	FF	FR	TD	YDS	TK	S	A	FF	FR	S	A
2020	Tennessee	10	1	8	4	4	1.0	8.0	1.0	8.0	0	0	0	0	0	0	0	0	0	0	0	0	0	0	0	0	0
2021	Tennessee	11	0	16	12	4	3.0	20.0	1.0	8.0	1	0	0	0	0	0	0	0	0	0	0	0	0	0	0	0	
2022	Tennessee	12	7	31	24	7	0.5	1.0	0.0	0.0	0	1	0	0	0	7	0	1	0	0	0	0	0	0	0	0	
2023	Tennessee	12	7	32	26	6	1.0	9.0	1.0	9.0	0	0	0	0	1	0	0	0	0	0	0	0	0	0	0	0	
2024	Arkansas	13	13	80	44	36	3.0	12.0	1.0	6.0	0	1	0	0	0	6	1	0	0	0	0	0	0	0	0	0	
<b>TOTALS</b>		<b>58</b>	<b>28</b>	<b>167</b>	<b>110</b>	<b>57</b>	<b>8.5</b>	<b>50.0</b>	<b>4.0</b>	<b>31.0</b>	<b>1</b>	<b>2</b>	<b>0</b>	<b>0</b>	<b>0</b>	<b>14</b>	<b>1</b>	<b>1</b>	<b>0</b>	<b>0</b>	<b>0</b>	<b>0</b>	<b>0</b>	<b>0</b>	<b>0</b>	<b>0</b>	<b>0</b>

## COLLEGE 2024 GAME-BY-GAME STATISTICS (ARKANSAS)

DATE	OPPONENT	P/S	TACKLES							INTERCEPTIONS					O. FUMB				ST				MISC		SCORE			
			TK	S	A	SK	YDS	TFL	YDS	QBH	NO	YDS	LG	TD	PD	FF	FR	TD	YDS	TK	S	A	FF	FR		S	A	W/L
08/29	Ark.-Pine Bluff	S	2	1	1	0.0	0.0	0.0	0.0	0	0	0	0	0	0	0	0	0	0	0	0	0	0	0	0	0	W	70-0
09/07	at Oklahoma St.	S	6	5	1	0.0	0.0	0.0	0.0	0	0	0	0	0	2	0	0	0	0	0	0	0	0	0	0	L	31-39+	
09/14	UAB	S	7	2	5	0.0	0.0	0.0	0.0	0	0	0	0	1	0	0	0	0	0	0	0	0	0	0	0	W	37-27	
09/21	at Auburn	S	9	8	1	1.0	6.0	2.0	8.0	0	1	0	0	0	0	0	0	0	0	0	0	0	0	0	0	W	24-14	
09/28	at Texas A&M	S	3	2	1	0.0	0.0	0.0	0.0	0	0	0	0	0	0	0	0	0	0	0	0	0	0	0	0	L	17-21	
10/05	Tennessee	S	8	4	4	0.0	0.0	0.0	0.0	0	0	0	0	0	1	0	0	0	0	0	0	0	0	0	0	W	19-14	
10/19	LSU	S	10	6	4	0.0	0.0	0.0	0.0	0	0	0	0	0	0	0	0	0	0	0	0	0	0	0	0	L	10-34	
10/26	at Mississippi St.	S	7	4	3	0.0	0.0	0.0	0.0	0	0	0	0	0	1	0	0	0	0	0	0	0	0	0	0	W	58-25	
11/02	Ole Miss	S	6	3	3	0.0	0.0	0.0	0.0	0	0	0	0	0	0	0	0	0	0	0	0	0	0	0	0	L	31-63	
11/16	Texas	S	3	1	2	0.0	0.0	1.0	4.0	0	0	0	0	0	0	0	0	0	0	0	0	0	0	0	0	L	10-20	
11/23	Louisiana Tech	S	6	2	4	0.0	0.0	0.0	0.0	0	0	0	0	0	0	1	0	0	0	0	0	0	0	0	0	W	35-14	
11/30	at Missouri	S	9	2	7	0.0	0.0	0.0	0.0	0	0	0	0	0	0	0	0	0	0	0	0	0	0	0	0	L	21-28	
12/27	Texas Tech	S	4	4	0	0.0	0.0	0.0	0.0	0	0	0	0	0	1	0	0	0	0	0	0	0	0	0	0	W	39-26	
<b>2024 TOTALS</b>		<b>13-13</b>	<b>80</b>	<b>44</b>	<b>36</b>	<b>1.0</b>	<b>6.0</b>	<b>3.0</b>	<b>12.0</b>	<b>0</b>	<b>1</b>	<b>0</b>	<b>0</b>	<b>0</b>	<b>6</b>	<b>1</b>	<b>0</b>	<b>0</b>	<b>0</b>	<b>0</b>	<b>0</b>	<b>0</b>	<b>0</b>	<b>0</b>	<b>0</b>	<b>0</b>	<b>7-6</b>	

+ - Overtime





# MAASON SMITH | 94

**POSITION:** DEFENSIVE TACKLE  
**HT:** 6-5 | **WT:** 306 | **DOB:** 10-13-2002  
**COLLEGE:** LSU  
**HOMETOWN:** HOUMA, LA.  
**ACQ:** D2-'24  
**EXP:** 2nd YEAR

@therealmaasonn  
 @maason

## KEY TRANSACTIONS

- Originally drafted by Jacksonville in the second round (48th overall) in the 2024 draft

## PRO

### 2024 (Jaguars)

- Appeared in 11 games and made five starts in his rookie season... Totaled 17 tackles (10 solo), four quarterback hits, 3.0 sacks, three tackles for loss and three passes defended
- 12/29 vs. TEN:** Recorded two tackles (one solo), one tackle for loss, one quarterback hit and 1.0 sack... Became one of four rookie defensive linemen with at least 3.0 sacks in 2024
- 12/22 at L.V.:** Recorded three tackles (two solo), a career-high two tackles for loss, one pass defended, one quarterback hit and 1.0 sack
- 10/13 at CHI:** Recorded one solo tackle, one pass defended, one quarterback hit and 1.0 sack... His sack was the first of his career

## COLLEGE

- Appeared in 22 games with 17 starts at LSU and totaled 47 career tackles, 9.5 tackles for loss and 6.5 sacks
- Named 2021 Freshman All-America (Football Writers Association of America) and Freshman All-SEC

## PERSONAL

- Son of mother, Cara M. Morgan and father, Malcolm Smith
- Accumulated over 200 tackles, 60 tackles for loss and 26 sacks at Terrebonne (La.)
- As a senior, registered 63 tackles, 24 tackles for loss, 22 quarterback hurries and 9.0 sacks

## MAASON SMITH'S NFL REGULAR SEASON DEFENSIVE STATISTICS

DATE	TEAM	GP	GS	TACKLES					INTERCEPTIONS					O. FUMB					ST					MISC					
				TK	S	A	TFL	YDS	SK	YDS	QBH	NO	YDS	LG	TD	PD	FF	FR	TD	YDS	TK	S	A	FF	FR	S	A		
2024	Jaguars	11	5	17	10	7	3	11	3.0	9.0	4	0	0	0	0	3	0	0	0	0	0	0	0	0	0	0	0	0	0
<b>NFL TOTALS</b>		<b>11</b>	<b>5</b>	<b>17</b>	<b>10</b>	<b>7</b>	<b>3</b>	<b>11</b>	<b>3.0</b>	<b>9.0</b>	<b>4</b>	<b>0</b>	<b>0</b>	<b>0</b>	<b>0</b>	<b>3</b>	<b>0</b>	<b>0</b>	<b>0</b>	<b>0</b>	<b>0</b>	<b>0</b>	<b>0</b>	<b>0</b>	<b>0</b>	<b>0</b>	<b>0</b>	<b>0</b>	

### SINGLE-GAME HIGHS: DEFENSIVE

**Total Tackles** 3 at Las Vegas Raiders, Dec 22, 2024  
 3 at Houston Texans, Sep 29, 2024

**Solo Tackles** 3 at Houston Texans, Sep 29, 2024  
 2 at Las Vegas Raiders, Dec 22, 2024

**Sacks** 1.0 vs. Tennessee Titans, Dec 29, 2024  
 1.0 at Las Vegas Raiders, Dec 22, 2024  
 ...1 more at 1.0.

**Passes Defensed** 1 at Indianapolis Colts, Jan 05, 2025  
 1 at Las Vegas Raiders, Dec 22, 2024  
 ...1 more at 1.

**Tackles For Loss** 2 at Las Vegas Raiders, Dec 22, 2024  
 1 vs. Tennessee Titans, Dec 29, 2024



2024 GAME-BY-GAME REGULAR-SEASON STATISTICS (JAGUARS)

DATE	OPPONENT	P/S	TACKLES							INTERCEPTIONS					O. FUMB				ST				MISC		SCORE		
			TK	S	A	SK	YDS	TFL	YDS	QBH	NO	YDS	LG	TD	PD	FF	FR	TD	YDS	TK	S	A	FF	FR		S	A
09/08	at Dolphins	P	0	0	0	0.0	0.0	0	0	0	0	0	0	0	0	0	0	0	0	0	0	0	0	0	0	L	17-20
09/15	Browns																								L	13-18	
09/23	at Bills	P	0	0	0	0.0	0.0	0	0	1															L	10-47	
09/29	at Texans	P	3	3	0	0.0	0.0	0	0	0															L	20-24	
10/06	Colts	P	1	0	1	0.0	0.0	0	0	0															W	37-34	
10/13	at Bears	P	1	1	0	1.0	0.0	0	0	1															L	16-35	
10/20	Patriots																								W	32-16	
10/27	Packers																								L	27-30	
11/03	at Eagles																								L	23-28	
11/10	Vikings																								L	7-12	
11/17	at Lions																								L	6-52	
12/01	Texans	P	2	1	1	0.0	0.0	0	0	0															L	20-23	
12/08	at Titans	S	2	1	1	0.0	0.0	0	0	0															W	10-6	
12/15	Jets	S	2	0	2	0.0	0.0	0	0	0															L	25-32	
12/22	at Raiders	S	3	2	1	1.0	6.0	2	8	1															L	14-19	
12/29	Titans	S	2	1	1	1.0	3.0	1	3	1															W	20-13	
01/05	at Colts	S	1	1	0	0.0	0.0	0	0	0															L	23-26+	
<b>2024 TOTALS</b>			<b>11-5</b>	<b>17</b>	<b>10</b>	<b>7</b>	<b>3.0</b>	<b>9.0</b>	<b>3</b>	<b>11</b>	<b>4</b>	<b>0</b>	<b>0</b>	<b>0</b>	<b>0</b>	<b>3</b>	<b>0</b>	<b>0</b>	<b>0</b>	<b>0</b>	<b>0</b>	<b>0</b>	<b>0</b>	<b>0</b>	<b>0</b>	<b>4-13</b>	

+ - Overtime





## DAWUANE SMOOT | 58

**POSITION:** DEFENSIVE END  
**HT:** 6-3 | **WT:** 275 | **DOB:** 3-2-1995  
**COLLEGE:** ILLINOIS  
**HOMETOWN:** GROVEPORT, OHIO  
**ACQ:** FA-'25  
**EXP:** 9th YEAR

 @Bigsmoot\_94  
 @bigsmoot\_94

### KEY TRANSACTIONS

- Originally drafted by Jacksonville in the third round (68th overall) of the 2017 draft
- Re-signed by Jacksonville on 3/16/21
- Re-signed by Jacksonville on 7/21/23
- Signed by Buffalo on 5/3/24
- Signed by Jacksonville on 6/4/25

### PRO

#### 2024 (Bills)

- Played in 11 games, making four starts... Posted 16 tackles, five tackles for loss, four quarterback hits, two forced fumbles, 1.5 sacks and one pass defended
- **10/20 vs. TEN:** Had four tackles and split a sack of Titans QB Mason Rudolph
- **10/6 at HOU:** Had a strip-sack of Texans QB C.J. Stroud

#### 2023 (Jaguars)

- Appeared in 12 games, recording 10 tackles, four QB hits, 1.0 sack and one forced fumble... Missed the first five games of the season due to injury
- Named the Jaguars' 2023 Walter Payton Man of the Year nominee
- **10/19 at N.O.:** Posted two total tackles, one forced fumble and 1.0 sack for a six-yard loss

#### 2022 (Jaguars)

- Played in 15 games where he totaled 21 tackles (six for loss), 12 QB hits, 5.0 sacks, two passes defended, one forced fumble and a fumble recovery before being placed on injured reserve on Dec. 26
- **11/6 vs. L.V.:** Posted 2.0 sacks on 29 defensive snaps, the sixth career multi-sack game of his career
- **10/30 vs. DEN:** Recorded three total tackles (one solo), including one tackle for loss, and 1.5 sacks
- **9/25 at LAC:** Recorded two solo tackles, 1.0 sack for 11 yards, one QB hit and one forced fumble

#### 2021 (Jaguars)

- Appeared in 16 games, making 10 starts... Recorded 36 total tackles (22 solo), 6.0 sacks and 16 QB hits
- **1/9 vs. IND:** Started at outside linebacker and finished the game with 1.0 sack and one pass defended
- **12/12 at TEN:** Started along the defensive line and posted two total tackles, including 1.0 sack and three QB hits
- **10/10 vs. TEN:** Sacked QB Ryan Tannehill for an 11-yard loss in the third quarter and finished the game with 1.5 sacks, marking the third multi-sack game of his career

#### 2020 (Jaguars)

- Saw action in all 16 games, starting seven... Notched a career-best 25 tackles (21 solo) and led the team with 5.5 sacks... Also posted five tackles for loss and two forced fumbles
- **12/20 at BAL:** Started at defensive end and tallied three solo tackles, 1.0 sack and one forced fumble
- **10/11 at HOU:** Earned his first career start at defensive end and collected two tackles, including 1.0 sack... One of his three pressures helped force CB Sidney Jones IV's second-quarter INT

#### 2019 (Jaguars)

- Appeared in all 16 games, amassing 17 tackles (12 solo), 6.0 sacks and one fumble recovery
- **12/29 vs. IND:** Posted two tackles, 1.0 sack and one fumble recovery
- **12/22 at ATL:** Saw action at defensive end and notched 1.0 sack
- **9/19 vs. TEN:** Posted three tackles (two solo), including his first two career sacks

#### 2018 (Jaguars)

- Played in eight games and totaled four tackles (three solo), three quarterback hits and one tackle for loss
- **12/2 vs. IND:** Saw action on the defensive line, posting two tackles (one solo)
- **11/11 at IND:** Made his season debut and recorded one tackle



## 2017 (Jaguars)

- Played in all 16 games as a rookie and registered 15 tackles (11 solo), five quarterback hits and two tackles for loss along with five tackles (three solo) on special teams... Also played in three postseason contests and produced two quarterback hits and one solo special teams tackle
- **11/26 at ARI:** Recorded two solo tackles and two solo special teams tackles
- **9/10 at HOU:** Made his NFL debut and recorded one solo tackle

## COLLEGE

- Finished his collegiate career with 24 straight starts
- Tied for sixth in Illinois history with 38.5 tackles for a loss and eighth with 16.5 career sacks
- Named team captain as a senior, starting all 12 games at defensive tackle and totaling 56 tackles, 15 tackles for loss, 10 QB pressures, 5.0 sacks, two forced fumbles and one pass defended
- Recorded 8.0 sacks in his junior year

## PERSONAL

- Opened a private pre-kindergarten children's school in Jacksonville, The Elsie Academy, to give back to the community
- Attended Groveport Madison (Ohio) High School and in his final two seasons, totaled 204 tackles, 24.0 sacks, five forced fumbles, four passes defended and one fumble recovery
- Earned defensive MVP at Madison in his junior and senior years
- Has his own personal YouTube channel, 'Smoot TV', that chronicles his NFL journey on and off the field
- Received national media attention from various outlets after delivering his wife's baby, Ahlani, in his living room in 2021
- Does mixed martial arts training in the offseason

### DAWUANE SMOOT'S NFL REGULAR SEASON DEFENSIVE STATISTICS

DATE	TEAM	GP	TACKLES										INTERCEPTIONS					O. FUMB					ST					MISC	
			GS	TK	S	A	TFL	YDS	SK	YDS	QBH	NO	YDS	LG	TD	PD	FF	FR	TD	YDS	TK	S	A	FF	FR	S	A		
2017	Jaguars	16	0	15	11	4	2	1	0.0	0.0	5	0	0	0	0	0	0	0	0	0	5	3	2	0	0	0	0		
2018	Jaguars	8	0	4	3	1	1	1	0.0	0.0	3	0	0	0	0	0	0	0	0	0	0	0	0	0	0	0			
2019	Jaguars	16	0	17	12	5	6	32	6.0	32.0	7	0	0	0	0	0	0	1	0	0	0	0	0	0	0				
2020	Jaguars	16	7	25	21	4	5	23	5.5	23.0	17	0	0	0	0	0	2	0	0	0	0	0	0	0	0				
2021	Jaguars	16	10	36	22	14	7	48	6.0	48.5	16	0	0	0	0	3	1	0	0	0	0	0	0	0	0				
2022	Jaguars	15	0	21	14	7	6	21	5.0	34.5	12	0	0	0	0	2	1	1	0	0	0	0	0	0	0				
2023	Jaguars	12	0	10	8	2	0	0	1.0	6.0	4	0	0	0	0	0	1	0	0	0	0	0	0	0	0				
2024	Bills	11	4	16	12	4	5	29	1.5	1.5	4	0	0	0	0	1	2	0	0	0	0	0	0	0	0				
<b>NFL TOTALS</b>		<b>110</b>	<b>21</b>	<b>144</b>	<b>103</b>	<b>41</b>	<b>32</b>	<b>155</b>	<b>25.0</b>	<b>145.5</b>	<b>68</b>	<b>0</b>	<b>0</b>	<b>0</b>	<b>0</b>	<b>6</b>	<b>7</b>	<b>2</b>	<b>0</b>	<b>0</b>	<b>5</b>	<b>3</b>	<b>2</b>	<b>0</b>	<b>0</b>	<b>0</b>			

### DAWUANE SMOOT'S NFL POSTSEASON DEFENSIVE STATISTICS

DATE	TEAM	GP	TACKLES										INTERCEPTIONS					O. FUMB					ST					MISC	
			GS	TK	S	A	TFL	YDS	SK	YDS	QBH	NO	YDS	LG	TD	PD	FF	FR	TD	YDS	TK	S	A	FF	FR	S	A		
2017	Jaguars	3	0	0	0	0	0	0	0.0	0.0	2	0	0	0	0	0	0	0	0	0	1	1	0	0	0	0			
2022	Jaguars	0	0	0	0	0	0	0	0.0	0.0	0	0	0	0	0	0	0	0	0	0	0	0	0	0	0				
2024	Bills	3	0	1	0	1	0	0	0.0	0.0	3	0	0	0	0	0	0	0	0	0	0	0	0	0	0				
<b>NFL TOTALS</b>		<b>6</b>	<b>0</b>	<b>1</b>	<b>0</b>	<b>1</b>	<b>0</b>	<b>0</b>	<b>0.0</b>	<b>0.0</b>	<b>5</b>	<b>0</b>	<b>0</b>	<b>0</b>	<b>0</b>	<b>0</b>	<b>0</b>	<b>0</b>	<b>0</b>	<b>0</b>	<b>1</b>	<b>1</b>	<b>0</b>	<b>0</b>	<b>0</b>				

### SINGLE-GAME HIGHS: DEFENSIVE

<b>Total Tackles</b>	5 vs. Dallas Cowboys, Dec 18, 2022 5 vs. Houston Texans, Dec 19, 2021 ...2 more at 5.	<b>Forced Fumbles</b>	1 vs. New England Patriots, Dec 22, 2024 1 at Houston Texans, Oct 06, 2024 ...5 more at 1.
<b>Solo Tackles</b>	4 vs. Dallas Cowboys, Dec 18, 2022 3 vs. Tennessee Titans, Oct 20, 2024 ...7 more at 3.	<b>Fumble Recoveries</b>	1 vs. Indianapolis Colts, Dec 29, 2019
<b>Sacks</b>	2.0 vs. Las Vegas Raiders, Nov 06, 2022 2.0 at Minnesota Vikings, Dec 06, 2020 ...1 more at 2.0.	<b>Tackles For Loss</b>	3 vs. Dallas Cowboys, Dec 18, 2022 2 vs. Las Vegas Raiders, Nov 06, 2022 ...3 more at 2.
<b>Passes Defensed</b>	1 at Detroit Lions, Dec 15, 2024 1 vs. Dallas Cowboys, Dec 18, 2022 ...4 more at 1.	<b>Special Teams Tackles</b>	2 at Arizona Cardinals, Nov 26, 2017 1 vs. Indianapolis Colts, Dec 03, 2017 ...2 more at 1.

### SINGLE-GAME HIGHS - POSTSEASON: DEFENSIVE

<b>Total Tackles</b>	1 vs. Denver Broncos, Jan 12, 2025	<b>Special Teams Tackles</b>	1 at New England Patriots, Jan 21, 2018
----------------------	------------------------------------	------------------------------	---



**2024 GAME-BY-GAME REGULAR-SEASON STATISTICS (BILLS)**

DATE	OPPONENT	P/S	TACKLES							INTERCEPTIONS					O. FUMB				ST				MISC		W/L	SCORE		
			TK	S	A	SK	YDS	TFL	YDS	QBH	NO	YDS	LG	TD	PD	FF	FR	TD	YDS	TK	S	A	FF	FR			S	A
09/08	Cardinals		ON INACTIVE LIST																				W	34-28				
09/12	at Dolphins		INACTIVE																				W	31-10				
09/23	Jaguars	P	0	0	0	0.0	0.0	0	0	0	0	0	0	0	0	0	0	0	0	0	0	0	0	0	0	0	W	47-10
09/29	at Ravens	P	4	2	2	0.0	0.0	1	3	0	0	0	0	0	0	0	0	0	0	0	0	0	0	0	0	0	L	10-35
10/06	at Texans	P	1	1	0	1.0	0.0	0	0	0	0	0	0	0	1	0	0	0	0	0	0	0	0	0	0	0	L	20-23
10/14	at Jets	S	2	1	1	0.0	0.0	0	0	0	0	0	0	0	0	0	0	0	0	0	0	0	0	0	0	0	W	23-20
10/20	Titans	S	4	3	1	0.5	1.5	1	1	1	0	0	0	0	0	0	0	0	0	0	0	0	0	0	0	0	W	34-10
10/27	at Seahawks	S	1	1	0	0.0	0.0	1	19	2	0	0	0	0	0	0	0	0	0	0	0	0	0	0	0	0	W	31-10
11/03	Dolphins	S	0	0	0	0.0	0.0	0	0	0	0	0	0	0	0	0	0	0	0	0	0	0	0	0	0	0	W	30-27
11/10	at Colts		INJURED RESERVE																				W	30-20				
11/17	Chiefs		INJURED RESERVE																				W	30-21				
12/01	49ers		INJURED RESERVE																				W	35-10				
12/08	at Rams		INJURED RESERVE																				L	42-44				
12/15	at Lions	P	1	1	0	0.0	0.0	1	5	0	0	0	0	0	1	0	0	0	0	0	0	0	0	0	0	0	W	48-42
12/22	Patriots	P	2	2	0	0.0	0.0	0	0	1	0	0	0	0	0	1	0	0	0	0	0	0	0	0	0	0	W	24-21
12/29	Jets	P	1	1	0	0.0	0.0	1	1	0	0	0	0	0	0	0	0	0	0	0	0	0	0	0	0	0	W	40-14
01/05	at Patriots	P	0	0	0	0.0	0.0	0	0	0	0	0	0	0	0	0	0	0	0	0	0	0	0	0	0	0	L	16-23
<b>2024 TOTALS</b>			<b>11-4</b>	<b>16</b>	<b>12</b>	<b>4</b>	<b>1.5</b>	<b>1.5</b>	<b>5</b>	<b>29</b>	<b>4</b>	<b>0</b>	<b>0</b>	<b>0</b>	<b>0</b>	<b>1</b>	<b>2</b>	<b>0</b>	<b>0</b>	<b>0</b>	<b>0</b>	<b>0</b>	<b>0</b>	<b>0</b>	<b>0</b>	<b>0</b>	<b>13-4</b>	

**2024 GAME-BY-GAME POSTSEASON STATISTICS (BILLS)**

DATE	OPPONENT	P/S	TACKLES							INTERCEPTIONS					O. FUMB				ST				MISC		W/L	SCORE		
			TK	S	A	SK	YDS	TFL	YDS	QBH	NO	YDS	LG	TD	PD	FF	FR	TD	YDS	TK	S	A	FF	FR			S	A
01/12	Broncos	P	1	0	1	0.0	0.0	0	0	1	0	0	0	0	0	0	0	0	0	0	0	0	0	0	0	0	W	31-7
01/19	Ravens	P	0	0	0	0.0	0.0	0	0	0	0	0	0	0	0	0	0	0	0	0	0	0	0	0	0	0	W	27-25
01/26	at Chiefs	P	0	0	0	0.0	0.0	0	0	2	0	0	0	0	0	0	0	0	0	0	0	0	0	0	0	0	L	29-32
<b>2024 TOTALS</b>			<b>3-0</b>	<b>1</b>	<b>0</b>	<b>1</b>	<b>0.0</b>	<b>0.0</b>	<b>0</b>	<b>0</b>	<b>3</b>	<b>0</b>	<b>0</b>	<b>0</b>	<b>0</b>	<b>0</b>	<b>0</b>	<b>0</b>	<b>0</b>	<b>0</b>	<b>0</b>	<b>0</b>	<b>0</b>	<b>0</b>	<b>0</b>	<b>0</b>	<b>2-1</b>	





# BRENTON STRANGE | 85

**POSITION:** TIGHT END  
**HT:** 6-4 | **WT:** 253 | **DOB:** 12-27-2000  
**COLLEGE:** PENN STATE  
**HOMETOWN:** PARKERSBURG, W.VA.  
**ACQ:** D2-23  
**EXP:** 3rd YEAR

BrentonStrange  
 brentonstrange\_

## KEY TRANSACTIONS

- Originally drafted by Jacksonville in the second round (61st overall) of the 2023 NFL Draft

## PRO

### 2024 (Jaguars)

- Saw action in all 17 games and made 10 starts at tight end... Tallied 411 yards and two touchdowns on 40 receptions, all career-highs
- 12/15 vs. NYJ:** Started at tight end and recorded a career-high 73 yards on a career-high 11 receptions... His 11 receptions tied for fifth in franchise history for a single game
- 10/6 vs. IND:** Started at tight end and recorded 24 yards and one touchdown on four receptions
- 9/15 vs. CLE:** Started at tight end and recorded 65 yards on three receptions

### 2023 (Jaguars)

- Appeared in 14 games with four starts during his rookie season... Recorded five receptions for 35 yards and one touchdown
- 10/15 vs. IND:** Started at tight end and recorded two receptions for 27 yards and his first career touchdown... Saw action on special teams
- 9/24 vs. HOU:** Recorded two receptions for seven yards... Saw action on special teams
- 9/10 at IND:** Saw action at tight end and on special teams in NFL debut

## COLLEGE

- Appeared in 37 games while at Penn State, making 31 starts
- Caught 70 passes for 755 yards, scoring 11 touchdowns
- Was named to the 2022 Mackey Award watch list
- Named All-Big Ten honorable mention following his sophomore season
- Redshirted his freshman year and played the next three seasons

## PERSONAL

- Majored in recreation, park and tourism management
- Four-time letterman and two-time team captain at Parkersburg High School (W.Va.)
- Played tight end and defensive back and finished his high school career with the school record for receptions and receiving yards in a season and a career, season receiving touchdowns and career interception returns for a touchdown
- Also played four years of basketball

## BRENTON STRANGE'S NFL REGULAR SEASON RUSHING/RECEIVING STATISTICS

DATE	TEAM	RECEIVING							RUSHING				
		GP	GS	NO.	YDS.	AVG.	LG	TD	NO.	YDS.	AVG.	LG	TD
2023	Jaguars	14	4	5	35	7.0	17	1	0	0	0.0	0	0
2024	Jaguars	17	10	40	411	10.3	30	2	0	0	0.0	0	0
<b>NFL TOTALS</b>		<b>31</b>	<b>14</b>	<b>45</b>	<b>446</b>	<b>9.9</b>	<b>30</b>	<b>3</b>	<b>0</b>	<b>0</b>	<b>0.0</b>	<b>0</b>	<b>0</b>

### SINGLE-GAME HIGHS: RECEIVING

<b>Receptions</b>	11 vs. New York Jets, Dec 15, 2024 5 vs. Green Bay Packers, Oct 27, 2024	<b>Receiving TDs</b>	1 vs. Indianapolis Colts, Oct 06, 2024 1 at Buffalo Bills, Sep 23, 2024 ...1 more at 1.
<b>Receiving Yards</b>	73 vs. New York Jets, Dec 15, 2024 65 vs. Cleveland Browns, Sep 15, 2024	<b>All-Purpose Yards</b>	73 vs. New York Jets, Dec 15, 2024 65 vs. Cleveland Browns, Sep 15, 2024
<b>Receiving Average</b>	21.7 vs. Cleveland Browns, Sep 15, 2024 15.0 at Indianapolis Colts, Jan 05, 2025	<b>Most TDs</b>	1 vs. Indianapolis Colts, Oct 06, 2024 1 at Buffalo Bills, Sep 23, 2024 ...1 more at 1.
<b>Longest Receptions</b>	30 vs. Cleveland Browns, Sep 15, 2024 26 at Indianapolis Colts, Jan 05, 2025 ...1 more at 26.		



**2024 GAME-BY-GAME REGULAR-SEASON STATISTICS (JAGUARS)**

DATE	OPPONENT	P/S	RECEIVING					RUSHING					W/L	SCORE
			NO.	YDS.	AVG.	LG	TD	NO.	YDS.	AVG.	LG	TD		
09/08	at Dolphins	P	0	0	0.0	0	0	0	0	0.0	0	0	L	17-20
09/15	Browns	S	3	65	21.7	30	0	0	0	0.0	0	0	L	13-18
09/23	at Bills	S	2	12	6.0	6t	1	0	0	0.0	0	0	L	10-47
09/29	at Texans	S	3	19	6.3	11	0	0	0	0.0	0	0	L	20-24
10/06	Colts	S	4	24	6.0	12	1	0	0	0.0	0	0	W	37-34
10/13	at Bears	P	1	11	11.0	11	0	0	0	0.0	0	0	L	16-35
10/20	Patriots	P	0	0	0.0	0	0	0	0	0.0	0	0	W	32-16
10/27	Packers	P	5	59	11.8	21	0	0	0	0.0	0	0	L	27-30
11/03	at Eagles	P	0	0	0.0	0	0	0	0	0.0	0	0	L	23-28
11/10	Vikings	S	2	25	12.5	23	0	0	0	0.0	0	0	L	7-12
11/17	at Lions	S	1	6	6.0	6	0	0	0	0.0	0	0	L	6-52
12/01	Texans	P	1	14	14.0	14	0	0	0	0.0	0	0	L	20-23
12/08	at Titans	P	1	21	21.0	21	0	0	0	0.0	0	0	W	10-6
12/15	Jets	S	11	73	6.6	9	0	0	0	0.0	0	0	L	25-32
12/22	at Raiders	S	2	22	11.0	13	0	0	0	0.0	0	0	L	14-19
12/29	Titans	S	0	0	0.0	0	0	0	0	0.0	0	0	W	20-13
01/05	at Colts	S	4	60	15.0	26	0	0	0	0.0	0	0	L	23-26+
<b>2024 TOTALS</b>		<b>17-10</b>	<b>40</b>	<b>411</b>	<b>10.3</b>	<b>30</b>	<b>2</b>	<b>0</b>	<b>0</b>	<b>0.0</b>	<b>0</b>	<b>0</b>	<b>4-13</b>	

+ - Overtime





# DANNY STRIGGOW | 92

**POSITION:** DEFENSIVE LINEMAN  
**HT:** 6-5 | **WT:** 255 | **DOB:** 7-24-2002  
**COLLEGE:** MINNESOTA  
**HOMETOWN:** LONG LAKE, MINN.  
**ACQ:** UDFA-'25  
**EXP:** R

@dstriggow23  
 @dstriggow

## KEY TRANSACTIONS

- Originally signed by Jacksonville as an undrafted free agent following the 2025 draft

## COLLEGE

- Played five seasons at Minnesota (2020-24) and played in 52 games (25 starts)
- Finished his time with the Golden Gophers with 124 tackles (71 solo), 18 tackles for loss, 14.5 sacks, three passes defended, two forced fumbles, one fumble recovery and one interception
- In 2024, Striggow recorded 52 tackles, 5.5 tackles for loss, five sacks, one forced fumble and one fumble recovery
- Named an All-Big Ten Honorable Mention (2024, 2023, 2022)
- Won the Big Ten Sportsmanship Award in 2024, and was named to the Academic All-Big Ten for four-consecutive years (2021-24)

## PERSONAL

- Son of Jeff and Michelle Striggow
- Attended Orono High School in Long Lake, Minn.
- Earned All-District (2018,2019), All-State and Academic All-State (2019) honors
- As a senior, finished the season with 36 tackles, eight tackles for loss, four sacks and one forced fumble, and 598 all-purpose yards, 468 rushing yards and five rushing touchdowns on offense
- Wrestled in high school and won the 2019 Class 2A wrestling state championship in 2019

## DANNY STRIGGOW'S COLLEGE DEFENSIVE STATISTICS

DATE	TEAM	GP	GS	TK	S	TACKLES				INTERCEPTIONS					O. FUMB				ST				MISC												
						A	TFL	YDS	SK	YDS	QBH	NO	YDS	LG	TD	PD	FF	FR	TD	YDS	TK	S	A	FF	FR	S	A								
2020	Minnesota	3	0	0	0	0	0.0	0.0	0.0	0.0	0	0	0	0	0	0	0	0	0	0	0	0	0	0	0	0	0	0	0	0	0	0	0	0	
2021	Minnesota	12	0	1	1	0	1.0	1.0	0.0	0.0	0	0	0	0	0	0	0	0	0	0	0	0	0	0	0	0	0	0	0	0	0	0	0	0	
2022	Minnesota	11	0	20	13	7	4.5	26.0	3.5	23.0	0	1	7	7	0	2	0	0	0	0	0	0	0	0	0	0	0	0	0	0	0	0	0	0	
2023	Minnesota	13	12	51	30	21	7.0	43.0	6.0	41.0	2	0	0	0	0	0	1	0	0	0	0	0	0	0	0	0	0	0	0	0	0	0	0	0	0
2024	Minnesota	13	13	52	27	25	5.5	23.0	5.0	22.0	6	0	0	0	0	0	1	1	0	0	0	0	0	0	0	0	0	0	0	0	0	0	0	0	0
<b>TOTALS</b>		<b>52</b>	<b>25</b>	<b>124</b>	<b>71</b>	<b>53</b>	<b>18.0</b>	<b>93.0</b>	<b>14.5</b>	<b>86.0</b>	<b>8</b>	<b>1</b>	<b>7</b>	<b>7</b>	<b>0</b>	<b>2</b>	<b>2</b>	<b>1</b>	<b>0</b>	<b>0</b>	<b>0</b>	<b>0</b>	<b>0</b>	<b>0</b>	<b>0</b>	<b>0</b>	<b>0</b>	<b>0</b>	<b>0</b>	<b>0</b>	<b>0</b>	<b>0</b>	<b>0</b>	<b>0</b>	<b>0</b>

## COLLEGE 2024 GAME-BY-GAME STATISTICS (MINNESOTA)

DATE	OPPONENT	P/S	TACKLES							INTERCEPTIONS					O. FUMB				ST				MISC										
			TK	S	A	SK	YDS	TFL	YDS	QBH	NO	YDS	LG	TD	PD	FF	FR	TD	YDS	TK	S	A	FF	FR	S	A	W/L	SCORE					
08/29	North Carolina	S	4	1	3	0.5	2.0	1.0	3.0	0	0	0	0	0	0	0	0	0	0	0	0	0	0	0	0	0	L	17-19					
09/07	Rhode Island	S	1	0	1	0.0	0.0	0.0	0.0	2	0	0	0	0	0	0	0	0	0	0	0	0	0	0	0	0	W	48-0					
09/14	Nevada	S	5	4	1	1.0	1.0	1.0	1.0	0	0	0	0	0	0	0	0	0	0	0	0	0	0	0	0	W	27-0						
09/21	Iowa	S	9	5	4	0.0	0.0	0.0	0.0	0	0	0	0	0	0	0	0	0	0	0	0	0	0	0	0	L	14-31						
09/28	at Michigan	S	3	1	2	0.0	0.0	0.0	0.0	0	0	0	0	0	0	0	0	0	0	0	0	0	0	0	0	L	24-27						
10/05	Southern California	S	5	4	1	0.0	0.0	0.0	0.0	1	0	0	0	0	0	0	0	0	0	0	0	0	0	0	0	W	24-17						
10/12	at UCLA	S	5	4	1	0.0	0.0	0.0	0.0	1	0	0	0	0	0	0	0	0	0	0	0	0	0	0	0	W	21-17						
10/26	Maryland	S	2	0	2	0.0	0.0	0.0	0.0	1	0	0	0	0	0	0	0	0	0	0	0	0	0	0	0	W	48-23						
11/02	at Illinois	S	4	2	2	1.0	1.0	1.0	1.0	1	0	0	0	0	0	1	1	0	0	0	0	0	0	0	0	W	25-17						
11/09	at Rutgers	S	3	0	3	0.0	0.0	0.0	0.0	0	0	0	0	0	0	0	0	0	0	0	0	0	0	0	0	L	19-26						
11/23	Penn St.	S	3	1	2	0.5	4.0	0.5	4.0	0	0	0	0	0	0	0	0	0	0	0	0	0	0	0	0	L	25-26						
11/29	at Wisconsin	S	3	2	1	1.0	4.0	1.0	4.0	0	0	0	0	0	0	0	0	0	0	0	0	0	0	0	0	W	24-7						
01/03	at Virginia Tech	S	5	3	2	1.0	10.0	1.0	10.0	0	0	0	0	0	0	0	0	0	0	0	0	0	0	0	0	W	24-10						
<b>2024 TOTALS</b>		<b>13-13</b>	<b>52</b>	<b>27</b>	<b>25</b>	<b>5.0</b>	<b>22.0</b>	<b>5.5</b>	<b>23.0</b>	<b>6</b>	<b>0</b>	<b>0</b>	<b>0</b>	<b>0</b>	<b>0</b>	<b>1</b>	<b>1</b>	<b>0</b>	<b>0</b>	<b>0</b>	<b>0</b>	<b>0</b>	<b>0</b>	<b>0</b>	<b>0</b>	<b>0</b>	<b>8-5</b>						





## DANIEL THOMAS | 20

**POSITION:** SAFETY  
**HT:** 5-10 | **WT:** 215 | **DOB:** 7-1-1998  
**COLLEGE:** AUBURN  
**HOMETOWN:** MONTGOMERY, ALA.  
**ACQ:** D5A-'20  
**EXP:** 6th YEAR



### KEY TRANSACTIONS

- Originally drafted by Jacksonville in the fifth round (157th overall) of the 2020 draft
- Signed an extension with Jacksonville on 3/7/24

### PRO

#### 2024 (Jaguars)

- Saw action in 15 games... Recorded a career-high-tying seven special teams tackles (four solo) and one fumble recovery... Posted three tackles (one solo) on defense
- **12/22 at L.V.:** Saw action at safety and recorded one tackle on special teams
- **9/29 at HOU:** Saw action on special teams and recorded his first career fumble recovery... Added two tackles (one solo) on defense
- **9/23 at BUF:** Saw action at safety and recorded one tackle

#### 2023 (Jaguars)

- Appeared in 15 games and recorded seven special teams tackles and one tackle on defense
- **12/17 vs. BAL:** Assisted on one tackle on defense and recorded one tackle on special teams
- **10/29 at PIT:** Recorded a 21-yard kickoff return, the first return of his career
- **10/15 vs. IND:** Recorded two solo tackles on special teams

#### 2022 (Jaguars)

- Saw action in 15 regular-season games and both postseason games... In the regular season, he posted three tackles (two solo) on defense and five tackles (three solo) on special teams
- **12/11 at TEN:** Saw action on defense and special teams and recorded three tackles (two solo)
- **10/30 vs. DEN:** Saw action on 20 special teams snaps and recorded one special teams tackle

#### 2021 (Jaguars)

- Appeared in 16 games and posted 24 tackles
- **1/9 vs. IND:** Started at safety and recorded four total tackles
- **1/2 at N.E.:** Started at safety and posted eight total tackles (five solo)
- **12/26 at NYJ:** Saw action on defense and special teams and recorded six total tackles (three solo)
- **9/19 vs. DEN:** Saw action in 15 special teams snaps

#### 2020 (Jaguars)

- Appeared in nine games, making one start, before being placed on the reserve/injured list on Nov. 24 with an arm injury... Season totals included 15 tackles (13 solo), three special teams tackles, two passes defended, one INT and a blocked punt returned for a touchdown
- **11/22 vs. PIT:** Made his second consecutive start, recording his first career interception off a pass from QB Ben Roethlisberger before exiting the game early with an arm injury
- **10/25 at LAC:** Saw action at safety, posting one tackle, and on special teams, blocking a punt and returning it 16 yards for a third-quarter TD... Became the first Jaguars player to score on a blocked punt since CB Mike Harris in 2012
- **9/13 vs. IND:** Saw action on special teams in his NFL debut and made one special teams tackle

### COLLEGE

- Played 51 games at Auburn during his four-year career, amassing 199 tackles (124 solo), 13 passes defended, nine tackles for loss, five INTs, three forced fumbles and two fumble recoveries
- Two-year starter at safety who was also a team captain during his senior campaign in 2019

### PERSONAL

- In July 2024, participated in a mission trip to Zimbabwe
- Attended Dr. Percy L. Julian (Ala.) High School, where he recorded 87 tackles, seven INTs, five tackles for loss, three punt return TDs and two INT returns for a TD
- Also played basketball, track and tennis
- Son of Regina and Stanley Thomas
- Has three brothers: Davy, Mario and Joshua
- Received the 2019 Hard-Fighting Soldier Award for his leadership in the Fellowship of Christian Athletes amid adversity



**DANIEL THOMAS' NFL REGULAR SEASON DEFENSIVE STATISTICS**

DATE	TEAM	GP	TACKLES							INTERCEPTIONS						O. FUMB				ST				MISC			
			GS	TK	S	A	TFL	YDS	SK	YDS	QBH	NO	YDS	LG	TD	PD	FF	FR	TD	YDS	TK	S	A	FF	FR	S	A
2020	Jaguars	10	2	15	13	2	0	0	0.0	0.0	0	1	53	53	0	2	0	0	0	0	3	3	0	0	0	0	0
2021	Jaguars	16	2	24	16	8	0	0	0.0	0.0	0	0	0	0	0	0	0	0	0	0	3	1	2	0	0	0	
2022	Jaguars	15	0	3	2	1	0	0	0.0	0.0	0	0	0	0	0	0	0	0	0	0	5	3	2	0	0	0	
2023	Jaguars	15	0	1	0	1	0	0	0.0	0.0	0	0	0	0	0	0	0	0	0	0	7	7	0	0	0	0	
2024	Jaguars	15	0	3	1	2	0	0	0.0	0.0	0	0	0	0	0	0	0	0	0	0	7	4	3	0	1	0	
<b>NFL TOTALS</b>		<b>71</b>	<b>4</b>	<b>46</b>	<b>32</b>	<b>14</b>	<b>0</b>	<b>0</b>	<b>0.0</b>	<b>0.0</b>	<b>0</b>	<b>1</b>	<b>53</b>	<b>53</b>	<b>0</b>	<b>2</b>	<b>0</b>	<b>0</b>	<b>0</b>	<b>0</b>	<b>25</b>	<b>18</b>	<b>7</b>	<b>0</b>	<b>1</b>	<b>0</b>	

**DANIEL THOMAS' NFL POSTSEASON DEFENSIVE STATISTICS**

DATE	TEAM	GP	TACKLES							INTERCEPTIONS						O. FUMB				ST				MISC			
			GS	TK	S	A	TFL	YDS	SK	YDS	QBH	NO	YDS	LG	TD	PD	FF	FR	TD	YDS	TK	S	A	FF	FR	S	A
2022	Jaguars	2	0	0	0	0	0	0	0.0	0.0	0	0	0	0	0	0	0	0	0	0	1	0	1	0	0	0	0
<b>NFL TOTALS</b>		<b>2</b>	<b>0</b>	<b>0</b>	<b>0</b>	<b>0</b>	<b>0</b>	<b>0</b>	<b>0.0</b>	<b>0.0</b>	<b>0</b>	<b>0</b>	<b>0</b>	<b>0</b>	<b>0</b>	<b>0</b>	<b>0</b>	<b>0</b>	<b>0</b>	<b>0</b>	<b>1</b>	<b>0</b>	<b>1</b>	<b>0</b>	<b>0</b>	<b>0</b>	

**SINGLE-GAME HIGHS: DEFENSIVE**

**Total Tackles** 8 at New England Patriots, Jan 02, 2022  
 7 at Green Bay Packers, Nov 15, 2020  
 ...1 more at 7.

**Solo Tackles** 7 at Houston Texans, Oct 11, 2020  
 5 at New England Patriots, Jan 02, 2022  
 ...1 more at 5.

**Passes Defensed** 2 vs. Pittsburgh Steelers, Nov 22, 2020

**Interceptions** 1 vs. Pittsburgh Steelers, Nov 22, 2020  
**Interception Return Yards** 53 vs. Pittsburgh Steelers, Nov 22, 2020  
**Special Teams Tackles** 2 at Indianapolis Colts, Jan 05, 2025  
 2 vs. Indianapolis Colts, Oct 15, 2023  
 ...1 more at 2.

**2024 GAME-BY-GAME REGULAR-SEASON STATISTICS (JAGUARS)**

DATE	OPPONENT	P/S	TACKLES							INTERCEPTIONS						O. FUMB				ST				MISC		SCORE				
			TK	S	A	SK	YDS	TFL	YDS	QBH	NO	YDS	LG	TD	PD	FF	FR	TD	YDS	TK	S	A	FF	FR	S		A	W/L/T		
09/08	at Dolphins		ON INACTIVE LIST																											
09/15	Browns	P	0	0	0	0.0	0.0	0	0	0	0	0	0	0	0	0	0	0	0	1	1	0	0	0	0	0	0	0	L	17-20
09/23	at Bills	P	1	0	1	0.0	0.0	0	0	0	0	0	0	0	0	0	0	0	0	0	0	0	0	0	0	0	0	L	13-18	
09/29	at Texans	P	2	1	1	0.0	0.0	0	0	0	0	0	0	0	0	0	0	0	0	0	0	0	0	1	0	0	L	10-47		
10/06	Colts		ON INACTIVE LIST																											
10/13	at Bears	P	0	0	0	0.0	0.0	0	0	0	0	0	0	0	0	0	0	0	0	0	0	0	0	0	0	0	L	20-24		
10/20	Patriots	P	0	0	0	0.0	0.0	0	0	0	0	0	0	0	0	0	0	0	0	0	0	0	0	0	0	0	W	37-34		
10/27	Packers	P	0	0	0	0.0	0.0	0	0	0	0	0	0	0	0	0	0	0	0	0	0	0	0	0	0	0	L	16-35		
11/03	at Eagles	P	0	0	0	0.0	0.0	0	0	0	0	0	0	0	0	0	0	0	0	0	0	0	0	0	0	0	L	32-16		
11/10	at Vikings	P	0	0	0	0.0	0.0	0	0	0	0	0	0	0	0	0	0	0	0	0	0	0	0	0	0	0	L	27-30		
11/17	at Lions	P	0	0	0	0.0	0.0	0	0	0	0	0	0	0	0	0	0	0	0	1	1	0	0	0	0	0	L	7-12		
12/01	Texans	P	0	0	0	0.0	0.0	0	0	0	0	0	0	0	0	0	0	0	0	1	0	1	0	0	0	0	L	6-52		
12/08	at Titans	P	0	0	0	0.0	0.0	0	0	0	0	0	0	0	0	0	0	0	0	0	0	0	0	0	0	0	W	20-23		
12/15	Jets	P	0	0	0	0.0	0.0	0	0	0	0	0	0	0	0	0	0	0	0	0	0	0	0	0	0	0	L	10-6		
12/22	at Raiders	P	0	0	0	0.0	0.0	0	0	0	0	0	0	0	0	0	0	0	0	1	0	1	0	0	0	0	L	25-32		
12/29	Titans	P	0	0	0	0.0	0.0	0	0	0	0	0	0	0	0	0	0	0	0	1	1	0	0	0	0	0	W	14-19		
01/05	at Colts	P	0	0	0	0.0	0.0	0	0	0	0	0	0	0	0	0	0	0	0	2	1	1	0	0	0	0	L	20-13		
<b>2024 TOTALS</b>		<b>15-0</b>	<b>3</b>	<b>1</b>	<b>2</b>	<b>0.0</b>	<b>0.0</b>	<b>0</b>	<b>0</b>	<b>0</b>	<b>0</b>	<b>0</b>	<b>0</b>	<b>0</b>	<b>0</b>	<b>0</b>	<b>0</b>	<b>0</b>	<b>7</b>	<b>4</b>	<b>3</b>	<b>0</b>	<b>1</b>	<b>0</b>	<b>0</b>	<b>0</b>	<b>4-13</b>			

+ - Overtime





# BRIAN THOMAS JR. | 7

**POSITION:** WIDE RECEIVER  
**HT:** 6-2 | **WT:** 209 | **DOB:** 10-8-2002  
**COLLEGE:** LSU  
**HOMETOWN:** WALKER, LA.  
**ACQ:** D1-24  
**EXP:** 2nd YEAR

BrianThomas\_11  
 brian.thomas11



## KEY TRANSACTIONS

- Originally drafted by Jacksonville in the first round (23rd overall) in the 2024 draft

## PRO

### 2024 (Jaguars)

- Named to the 2025 Pro Bowl Games... Selected as a finalist for the 2024 Associated Press NFL Offensive Rookie of the Year... Voted to the Pro Football Writers of America All-Rookie Team and All-AFC Team... Selected to the Pro Football Focus All-Rookie Team... Named NFL Offensive Rookie of the Month for December/January... Nominated eight times for NFL Rookie of the Week (Week 1, Week 4, Week 5, Week 7, Week 14, Week 15, Week 16 and Week 18) and for the NFL's Pepsi Zero Sugar Rookie of the Year
- Started in 16 of 17 games played as a rookie... Registered 1,282 yards and 10 touchdowns on 87 receptions, all rookie franchise records
- In the NFL in 2024, Thomas Jr. ranked first among rookies and third overall in receiving yards; first among rookies and tied-sixth overall in receiving touchdowns; and first among rookies and second overall in yards per catch (14.7; min. 75 receptions)
- Thomas Jr.'s 1,282 receiving yards were the seventh-most in the NFL by a rookie since the 1970 AFL-NFL merger, while his 14.7 yards per catch were fourth-most (min. 75 receptions) and his 10 receiving touchdowns tied for seventh-most
- Became the fourth rookie since the 1970 NFL-AFL Merger to register 1,200-plus receiving yards and 10-plus receiving touchdowns (WR Odell Beckham Jr., WR Ja'Marr Chase and WR Randy Moss)... One of four players in the NFL in 2024 to reach those marks (WR Ja'Marr Chase, WR Justin Jefferson and WR Amon-Ra St. Brown)
- His eight games with 60-plus receiving yards and a touchdown reception tied WR Randy Moss for the most such games by a rookie in NFL history... His 11 games of over 75 receiving yards were the most by a rookie in NFL history and tied with WR Ja'Marr Chase for second-most in the NFL in 2024, trailing WR Justin Jefferson (12)
- 1/5 vs. IND:** Recorded 103 yards on seven receptions... Logged his fourth 100-yard receiving game, the most by a rookie in 2024, and his seventh consecutive game with over 75 receiving yards, tied with WR Justin Jefferson for the second-longest such streak of the season... This was the second-longest streak of games with 75-plus receiving yards by a rookie in NFL history behind only WR Odell Beckham Jr. (nine games)... Recorded his fifth consecutive game with seven-plus receptions (seven), tied with RB Terry Kirby for the second-longest such streak by a rookie in NFL history and tied with Jefferson for the longest such streak in the NFL in 2024
- 12/22 at L.V.:** Recorded a career-high 132 yards and one touchdown on nine receptions... Became the only rookie in franchise history and the 25th rookie receiver in NFL history to surpass 1,000 receiving yards... His 62-yard touchdown was his second of over 60 yards in 2024, making him the only rookie with two touchdowns of 60-plus yards
- 12/15 vs. NYJ:** Recorded 105 yards and two touchdowns on a career-high 10 receptions... Became the sixth rookie in NFL history with 10-plus receptions (10), 100-plus receiving yards (105) and two-plus touchdown receptions (two) in a single game
- 10/6 vs. IND:** Recorded 122 yards and a touchdown on five receptions... His 85-yard touchdown reception was the longest by a rookie in franchise history and the sixth-longest in the NFL in 2024... Became the sixth rookie in Jaguars history to reach 100-plus receiving yards in a game and the first since WR Keelan Cole in 2017
- 9/8 at MIA:** Saw action at wide receiver and recorded 47 yards and a touchdown on four receptions... Became the sixth rookie wide receiver to catch a touchdown in his NFL debut in franchise history

## COLLEGE

- Recorded 127 receptions for 1,897 yards and 24 touchdowns in three seasons at LSU
- Led the nation in receiving touchdowns with 17 during his junior season (2023)
- Named 2023 Third-Team All-America by Associated Press and named Second-Team All-SEC by Associated Press and coaches
- Thomas Jr.'s 24 career receiving touchdowns tied for the third most in program history, alongside WR Justin Jefferson

## PERSONAL

- Son of Brian Thomas Sr. and Sandra Thomas
- Ranked as the number four player in Louisiana in 2020 and participated in the Adidas All-American Bowl
- Caught 30 passes for 507 yards and seven touchdowns as a senior (2020) and 75 passes for 1,272 yards and 17 touchdowns as a junior (2019)
- Was a dual sport athlete in high school, also participating in basketball... Named Most Outstanding Player in the state title game in 2018 after scoring 20 points and grabbing eight rebounds in a win over Landry-Walker High School

### BRIAN THOMAS JR.'S NFL REGULAR SEASON RUSHING/RECEIVING STATISTICS

DATE	TEAM	RECEIVING							RUSHING				
		GP	GS	NO.	YDS.	AVG.	LG	TD	NO.	YDS.	AVG.	LG	TD
2024	Jaguars	17	16	87	1,282	14.7	85t	10	6	48	8.0	18	0
<b>NFL TOTALS</b>		<b>17</b>	<b>16</b>	<b>87</b>	<b>1,282</b>	<b>14.7</b>	<b>85T</b>	<b>10</b>	<b>6</b>	<b>48</b>	<b>8.0</b>	<b>18</b>	<b>0</b>



### SINGLE-GAME HIGHS: RUSHING/RECEIVING

<b>Rush Attempts</b>	2 vs. New England Patriots, Oct 20, 2024 1 at Houston Texans, Sep 29, 2024	<b>Longest Receptions</b>	85t vs. Indianapolis Colts, Oct 06, 2024 66 vs. Cleveland Browns, Sep 15, 2024
<b>Rushing Yards</b>	13 at Houston Texans, Sep 29, 2024 2 vs. New England Patriots, Oct 20, 2024	<b>Receiving TDs</b>	2 vs. New York Jets, Dec 15, 2024 1 vs. Tennessee Titans, Dec 29, 2024 ...7 more at 1.
<b>Longest Runs</b>	18 vs. Tennessee Titans, Dec 29, 2024 13 at Houston Texans, Sep 29, 2024	<b>All-Purpose Yards</b>	132 at Las Vegas Raiders, Dec 22, 2024 122 vs. Indianapolis Colts, Oct 06, 2024
<b>Receptions</b>	10 vs. New York Jets, Dec 15, 2024 9 at Las Vegas Raiders, Dec 22, 2024	<b>Most TDs</b>	2 vs. New York Jets, Dec 15, 2024 1 vs. Tennessee Titans, Dec 29, 2024 ...7 more at 1.
<b>Receiving Yards</b>	132 at Las Vegas Raiders, Dec 22, 2024 122 vs. Indianapolis Colts, Oct 06, 2024	<b>Scrimmage Yards</b>	132 at Las Vegas Raiders, Dec 22, 2024 122 vs. Indianapolis Colts, Oct 06, 2024
<b>Receiving Average</b>	24.4 vs. Indianapolis Colts, Oct 06, 2024 20.0 vs. Green Bay Packers, Oct 27, 2024		

### 100-YARD RECEIVING GAMES (4): REGULAR SEASON

DATE	TEAM	NO.	YDS.	AVG.	LG	TD
10/06/24	COLTS	5	122	24.4	85t	1
12/15/24	JETS	10	105	10.5	41	2
12/22/24	at Raiders	9	132	14.7	62t	1
01/05/25	at Colts	7	103	14.7	41	0

### 2024 GAME-BY-GAME REGULAR-SEASON STATISTICS (JAGUARS)

DATE	OPPONENT	P/S	RECEIVING					RUSHING					W/L	SCORE
			NO.	YDS.	AVG.	LG	TD	NO.	YDS.	AVG.	LG	TD		
09/08	at Dolphins	P	4	47	11.8	18	1	0	0	0.0	0	0	L	17-20
09/15	Browns	S	2	94	47.0	66	0	0	0	0.0	0	0	L	13-18
09/23	at Bills	S	5	48	9.6	16	0	0	0	0.0	0	0	L	10-47
09/29	at Texans	S	6	86	14.3	32	1	1	13	13.0	13	0	L	20-24
10/06	Colts	S	5	122	24.4	85t	1	0	0	0.0	0	0	W	37-34
10/13	at Bears	S	3	27	9.0	13	0	0	0	0.0	0	0	L	16-35
10/20	Patriots	S	5	89	17.8	58	1	2	2	1.0	1	0	W	32-16
10/27	Packers	S	3	60	20.0	28	1	0	0	0.0	0	0	L	27-30
11/03	at Eagles	S	2	22	11.0	16	0	0	0	0.0	0	0	L	23-28
11/10	Vikings	S	2	12	6.0	10	0	0	0	0.0	0	0	L	7-12
11/17	at Lions	S	5	82	16.4	24	0	1	4	4.0	4	0	L	6-52
12/01	Texans	S	4	76	19.0	56	1	1	11	11.0	11	0	L	20-23
12/08	at Titans	S	8	86	10.8	31	0	0	0	0.0	0	0	W	10-6
12/15	Jets	S	10	105	10.5	41	2	0	0	0.0	0	0	L	25-32
12/22	at Raiders	S	9	132	14.7	62t	1	0	0	0.0	0	0	L	14-19
12/29	Titans	S	7	91	13.0	31	1	1	18	18.0	18	0	W	20-13
01/05	at Colts	S	7	103	14.7	41	0	0	0	0.0	0	0	L	23-26+
<b>2024 TOTALS</b>		<b>17-16</b>	<b>87</b>	<b>1,282</b>	<b>14.7</b>	<b>85T</b>	<b>10</b>	<b>6</b>	<b>48</b>	<b>8.0</b>	<b>18</b>	<b>0</b>	<b>4-13</b>	

+ - Overtime





# AUSTIN TRAMMELL | 81

**POSITION:** WIDE RECEIVER  
**HT:** 5-10 | **WT:** 185 | **DOB:** 7-4-1998  
**COLLEGE:** RICE  
**HOMETOWN:** SPRING, TEXAS  
**ACQ:** FA-24  
**EXP:** 4th YEAR

@austintrammell10

## KEY TRANSACTIONS

- Originally signed by Atlanta as an undrafted free agent on 5/14/21
- Signed with the Los Angeles Rams on 8/4/22
- Signed with Jacksonville as a free agent on 6/12/24
- Signed to Jacksonville's practice squad on 8/28/24

## PRO

### 2024 (Jaguars)

- Elevated from the practice squad for one game
- **11/3 at PHI:** Recorded two receptions for a career-high 40 yards and returned two punts for seven yards

### 2023 (Rams)

- Appeared in 16 games and recorded 25 punt returns for 183 yards and six kick returns for 101 yards... Caught four passes for 29 yards
- **11/19 vs. SEA:** Caught a career-high three passes for 23 yards
- **11/5 at G.B.:** Set career highs in punt return yards (37) and kickoff return yards (36)

### 2022 (Rams)

- Appeared in six games and recorded two receptions for 13 yards

### 2021 (Falcons)

- Participated in two games for Atlanta

## COLLEGE

- Appeared in 40 games and caught 142 passes for 1,744 yards on 421 carries and 13 touchdowns at Rice
- Recorded 49 kick returns for 1,096 yards with a 22.4 average
- Was voted team captain in consecutive years during his junior and senior seasons (2019-20)

## PERSONAL

- Full name is Stephen Austin Trammell
- Majored in sport management

### AUSTIN TRAMMELL'S NFL REGULAR SEASON RUSHING/RECEIVING STATISTICS

DATE	TEAM	GP	GS	RECEIVING					RUSHING				
				NO.	YDS.	AVG.	LG	TD	NO.	YDS.	AVG.	LG	TD
2021	Falcons	2	0	0	0	0.0	0	0	0	0	0.0	0	0
2022	Rams	6	0	2	13	6.5	8	0	0	0	0.0	0	0
2023	Rams	16	0	4	29	7.3	14	0	0	0	0.0	0	0
2024	Jaguars	1	0	2	40	20.0	22	0	0	0	0.0	0	0
<b>NFL TOTALS</b>		<b>25</b>	<b>0</b>	<b>8</b>	<b>82</b>	<b>10.3</b>	<b>22</b>	<b>0</b>	<b>0</b>	<b>0</b>	<b>0.0</b>	<b>0</b>	<b>0</b>

### AUSTIN TRAMMELL'S NFL POSTSEASON RUSHING/RECEIVING STATISTICS

DATE	TEAM	GP	GS	RECEIVING					RUSHING				
				NO.	YDS.	AVG.	LG	TD	NO.	YDS.	AVG.	LG	TD
2023	Rams	1	0	0	0	0.0	0	0	0	0	0.0	0	0
<b>NFL TOTALS</b>		<b>1</b>	<b>0</b>	<b>0</b>	<b>0</b>	<b>0.0</b>	<b>0</b>	<b>0</b>	<b>0</b>	<b>0</b>	<b>0.0</b>	<b>0</b>	<b>0</b>



**AUSTIN TRAMMELL'S NFL REGULAR SEASON RETURN STATISTICS**

DATE	TEAM	KICKOFF RETURNS					PUNT RETURNS					
		RET.	YDS.	AVG.	LG	TD	NO.	FC	YDS.	AVG.	LG	TD
2021	Falcons	0	0	0.0	0	0	0	0	0	0.0	0	0
2022	Rams	0	0	0.0	0	0	0	0	0	0.0	0	0
2023	Rams	6	101	16.8	36	0	25	19	183	7.3	29	0
2024	Jaguars	0	0	0.0	0	0	2	0	7	3.5	6	0
<b>NFL TOTALS</b>		<b>6</b>	<b>101</b>	<b>16.8</b>	<b>36</b>	<b>0</b>	<b>27</b>	<b>19</b>	<b>190</b>	<b>7.0</b>	<b>29</b>	<b>0</b>

**AUSTIN TRAMMELL'S NFL POSTSEASON RETURN STATISTICS**

DATE	TEAM	KICKOFF RETURNS					PUNT RETURNS					
		RET.	YDS.	AVG.	LG	TD	NO.	FC	YDS.	AVG.	LG	TD
2023	Rams	1	24	24.0	24	0	0	3	0	0.0	0	0
<b>NFL TOTALS</b>		<b>1</b>	<b>24</b>	<b>24.0</b>	<b>24</b>	<b>0</b>	<b>0</b>	<b>3</b>	<b>0</b>	<b>0.0</b>	<b>0</b>	<b>0</b>

**SINGLE-GAME HIGHS: RUSHING/RECEIVING**

<b>Receptions</b>	3 vs. Seattle Seahawks, Nov 19, 2023 2 at Philadelphia Eagles, Nov 03, 2024	<b>Fair Catches</b>	4 at New York Giants, Dec 31, 2023 3 vs. Washington Commanders, Dec 17, 2023 ...1 more at 3.
<b>Receiving Yards</b>	40 at Philadelphia Eagles, Nov 03, 2024 23 vs. Seattle Seahawks, Nov 19, 2023	<b>Punt Return Yards</b>	37 at Green Bay Packers, Nov 05, 2023 30 vs. Seattle Seahawks, Nov 19, 2023 ...1 more at 30.
<b>Receiving Average</b>	7.7 vs. Seattle Seahawks, Nov 19, 2023	<b>Longest Punt Return</b>	29 vs. Arizona Cardinals, Oct 15, 2023 15 vs. Cleveland Browns, Dec 03, 2023 ...1 more at 15.
<b>Longest Receptions</b>	22 at Philadelphia Eagles, Nov 03, 2024 18 at Philadelphia Eagles, Nov 03, 2024	<b>Punt Returns</b>	4 vs. Seattle Seahawks, Nov 19, 2023 4 at Indianapolis Colts, Oct 01, 2023
<b>All-Purpose Yards</b>	79 at Green Bay Packers, Nov 05, 2023 53 vs. Seattle Seahawks, Nov 19, 2023	<b>Punt Return Average</b>	12.3 at Green Bay Packers, Nov 05, 2023 10.0 vs. Arizona Cardinals, Oct 15, 2023
<b>Kickoff Returns</b>	1 vs. New Orleans Saints, Dec 21, 2023 1 at Baltimore Ravens, Dec 10, 2023 ...4 more at 1.	<b>Miscellaneous Tackles</b>	1 vs. Seattle Seahawks, Nov 19, 2023
<b>Kickoff Return Yards</b>	36 at Green Bay Packers, Nov 05, 2023 22 at Baltimore Ravens, Dec 10, 2023	<b>Scrimmage Yards</b>	40 at Philadelphia Eagles, Nov 03, 2024 23 vs. Seattle Seahawks, Nov 19, 2023
<b>Longest Kickoff Return</b>	36 at Green Bay Packers, Nov 05, 2023 22 at Baltimore Ravens, Dec 10, 2023		

**SINGLE-GAME HIGHS - POSTSEASON: RUSHING/RECEIVING**

<b>All-Purpose Yards</b>	24 at Detroit Lions, Jan 14, 2024	<b>Longest Kickoff Return</b>	24 at Detroit Lions, Jan 14, 2024
<b>Kickoff Returns</b>	1 at Detroit Lions, Jan 14, 2024	<b>Fair Catches</b>	3 at Detroit Lions, Jan 14, 2024
<b>Kickoff Return Yards</b>	24 at Detroit Lions, Jan 14, 2024		

**2024 GAME-BY-GAME REGULAR-SEASON STATISTICS (JAGUARS)**

DATE	OPPONENT	P/S	RECEIVING					RUSHING					W/L	SCORE
			NO.	YDS.	AVG.	LG	TD	NO.	YDS.	AVG.	LG	TD		
09/08	at Dolphins												L	17-20
09/15	Browns												L	13-18
09/23	at Bills												L	10-47
09/29	at Texans												L	20-24
10/06	Colts												W	37-34
10/13	at Bears												L	16-35
10/20	Patriots												W	32-16
10/27	Packers												L	27-30
11/03	at Eagles	P	2	40	20.0	22	0	0	0	0.0	0	0	L	23-28
11/10	Vikings												L	7-12
11/17	at Lions												L	6-52
12/01	Texans												L	20-23
12/08	at Titans												W	10-6
12/15	Jets												L	25-32
12/22	at Raiders												L	14-19
12/29	Titans												W	20-13
01/05	at Colts												L	23-26+
<b>2024 TOTALS</b>		<b>1-0</b>	<b>2</b>	<b>40</b>	<b>20.0</b>	<b>22</b>	<b>0</b>	<b>0</b>	<b>0</b>	<b>0.0</b>	<b>0</b>	<b>0</b>	<b>0</b>	<b>4-13</b>

+ - Overtime




**2024 GAME-BY-GAME REGULAR-SEASON STATISTICS (JAGUARS)**

DATE	OPPONENT	P/S	KICKOFF RETURNS					PUNT RETURNS					W/L	SCORE	
			RET	YDS	AVG	LG	TD	NO	FC	YDS	AVG	LG			TD
09/08	at Dolphins													L	17-20
09/15	Browns													L	13-18
09/23	at Bills													L	10-47
09/29	at Texans													L	20-24
10/06	Colts													W	37-34
10/13	at Bears													L	16-35
10/20	Patriots													W	32-16
10/27	Packers													L	27-30
11/03	at Eagles	P	0	0	0.0	0	0	2	0	7	3.5	6	0	L	23-28
11/10	Vikings													L	7-12
11/17	at Lions													L	6-52
12/01	Texans													L	20-23
12/08	at Titans													W	10-6
12/15	Jets													L	25-32
12/22	at Raiders													L	14-19
12/29	Titans													W	20-13
01/05	at Colts													L	23-26+
<b>2024 TOTALS</b>		<b>1-0</b>	<b>0</b>	<b>0</b>	<b>0.0</b>	<b>0</b>	<b>0</b>	<b>2</b>	<b>0</b>	<b>7</b>	<b>3.5</b>	<b>6</b>	<b>0</b>	<b>4-13</b>	

+ - Overtime





# BHAYSHUL TUTEN | 33

**POSITION:** RUNNING BACK  
**HT:** 5-9 | **WT:** 209 | **DOB:** 2-14-2003  
**COLLEGE:** VIRGINIA TECH  
**HOMETOWN:** PAULSBORO, N.J.  
**ACQ:** D4-'25  
**EXP:** R

@bhayshul\_

## KEY TRANSACTIONS

- Originally drafted by Jacksonville in the fourth round (104th overall) of the 2025 draft

## COLLEGE

- Produced 1,159 rushing yards (fourth in the ACC), 105.4 rushing yards per game (second in the ACC) and 17 total touchdowns in 2024 and was named All-ACC Second-Team... Eclipsed 100 rushing yards in six-of-11 games played
- Set the Virginia Tech program record in single-game rushing yards (266) on Oct. 17, 2024, against Boston College, along with four total touchdowns
- In 2023, rushed 173 times for 863 yards and 10 touchdowns; caught 27 passes for 239 yards and two touchdowns; and returned 19 kicks for 550 yards and two touchdowns for a total of 1,633 all-purpose yards... Named an All-ACC Second-Team all-purpose back and Third-Team running back
- Rushed for 1,363 yards and 13 touchdowns on 208 carries in 2022 at North Carolina A&T, the fifth-best single-season rushing performance in A&T history

## PERSONAL

- Played high school football at Paulsboro (Paulsboro, N.J.) under Head Coach Glenn Howard
- Finished his career with 3,768 yards rushing and 77 touchdowns on 429 carries for an average of 8.8 yards per carry... Also caught 35 passes in his career for 437 yards (12.5 average) and seven touchdowns
- Named the Jersey Times Offensive Player of the Year in 2020
- Also wrestled and ran track in high school
- Ran a 4.32-second 40-yard dash at the NFL Combine, the fastest among running backs

### BHAYSHUL TUTEN'S COLLEGE RUSHING/RECEIVING STATISTICS

DATE	TEAM	GP	GS	RUSHING					RECEIVING				
				NO.	YDS.	AVG.	LG	TD	NO.	YDS.	AVG.	LG	TD
2021	N.C. A&T	11	1	37	215	5.8	24	3	10	230	23.0	92	1
2022	N.C. A&T	11	11	208	1,363	6.6	70	13	31	342	11.0	52	4
2023	Virginia Tech	13	13	173	863	5.0	49	10	27	239	8.9	30	2
2024	Virginia Tech	11	10	183	1,159	6.3	83	15	23	81	3.5	22	2
<b>TOTALS</b>		<b>46</b>	<b>35</b>	<b>601</b>	<b>3,600</b>	<b>6.0</b>	<b>83</b>	<b>41</b>	<b>91</b>	<b>892</b>	<b>9.8</b>	<b>92</b>	<b>9</b>

### BHAYSHUL TUTEN'S COLLEGE RETURN STATISTICS

DATE	TEAM	KICKOFF RETURNS					PUNT RETURNS					
		RET.	YDS.	AVG.	LG	TD	NO.	FC	YDS.	AVG.	LG	TD
2021	N.C. A&T	18	330	18.3	34	0	5	0	11	2.2	8	0
2022	N.C. A&T	0	0	0.0	0	0	0	0	0	0.0	0	0
2023	Virginia Tech	19	550	28.9	99	2	0	0	0	0.0	0	0
2024	Virginia Tech	3	71	23.7	29	0	0	0	0	0.0	0	0
<b>TOTALS</b>		<b>40</b>	<b>951</b>	<b>23.8</b>	<b>99</b>	<b>2</b>	<b>5</b>	<b>0</b>	<b>11</b>	<b>2.2</b>	<b>8</b>	<b>0</b>



**COLLEGE 2024 GAME-BY-GAME STATISTICS (VIRGINIA TECH)**

DATE	OPPONENT	P/S	RUSHING					RECEIVING					W/L	SCORE
			NO.	YDS.	AVG.	LG	TD	NO.	YDS.	AVG.	LG	TD		
08/31	at Vanderbilt	S	9	34	3.8	24	1	6	18	3.0	11	1	L	27-34+
09/07	Marshall	S	22	120	5.5	25	1	4	7	1.8	3	0	W	31-14
09/14	at Old Dominion	S	21	115	5.5	22	2	1	-1	-1.0	0	0	W	37-17
09/21	Rutgers	S	15	122	8.1	31	3	0	0	0.0	0	0	L	23-26
09/27	at Miami (FL)	S	19	141	7.4	55	1	4	7	1.8	7	0	L	34-38
10/05	at Stanford	S	21	73	3.5	13	1	0	0	0.0	0	0	W	31-7
10/17	Boston College	S	18	266	14.8	83	3	1	20	20.0	20	1	W	42-21
10/26	Georgia Tech	S	17	80	4.7	41	0	2	5	2.5	9	0	W	21-6
11/02	at Syracuse							DID NOT PLAY (NON-INJURY)					L	31-38+
11/09	Clemson	P	4	0	0.0	3	0	2	21	10.5	22	0	L	14-24
11/23	at Duke	S	19	84	4.4	29	1	3	4	1.3	2	0	L	28-31
11/30	Virginia	S	18	124	6.9	58	2	0	0	0.0	0	0	W	37-17
01/03	Minnesota							DID NOT PLAY (NON-INJURY)					L	10-24
<b>2024 TOTALS</b>		<b>11-10</b>	<b>183</b>	<b>1,159</b>	<b>6.3</b>	<b>83</b>	<b>15</b>	<b>23</b>	<b>81</b>	<b>3.5</b>	<b>22</b>	<b>2</b>	<b>6-7</b>	

+ - Overtime

**COLLEGE 2024 GAME-BY-GAME STATISTICS (VIRGINIA TECH)**

DATE	OPPONENT	P/S	KICKOFF RETURNS					PUNT RETURNS					W/L	SCORE	
			RET	YDS	AVG	LG	TD	NO	FC	YDS	AVG	LG			TD
08/31	at Vanderbilt	S	3	71	23.7	29	0	0	0	0	0.0	0	0	L	27-34+
09/07	Marshall	S	0	0	0.0	0	0	0	0	0	0.0	0	0	W	31-14
09/14	at Old Dominion	S	0	0	0.0	0	0	0	0	0	0.0	0	0	W	37-17
09/21	Rutgers	S	0	0	0.0	0	0	0	0	0	0.0	0	0	L	23-26
09/27	at Miami (FL)	S	0	0	0.0	0	0	0	0	0	0.0	0	0	L	34-38
10/05	at Stanford	S	0	0	0.0	0	0	0	0	0	0.0	0	0	W	31-7
10/17	Boston College	S	0	0	0.0	0	0	0	0	0	0.0	0	0	W	42-21
10/26	Georgia Tech	S	0	0	0.0	0	0	0	0	0	0.0	0	0	W	21-6
11/02	at Syracuse							DID NOT PLAY (NON-INJURY)					L	31-38+	
11/09	Clemson	P	0	0	0.0	0	0	0	0	0	0.0	0	0	L	14-24
11/23	at Duke	S	0	0	0.0	0	0	0	0	0	0.0	0	0	L	28-31
11/30	Virginia	S	0	0	0.0	0	0	0	0	0	0.0	0	0	W	37-17
01/03	Minnesota							DID NOT PLAY (NON-INJURY)					L	10-24	
<b>2024 TOTALS</b>		<b>11-10</b>	<b>3</b>	<b>71</b>	<b>23.7</b>	<b>29</b>	<b>0</b>	<b>0</b>	<b>0</b>	<b>0</b>	<b>0.0</b>	<b>0</b>	<b>0</b>	<b>6-7</b>	

+ - Overtime





# COLE VAN LANEN | 70

**POSITION:** OFFENSIVE LINEMAN  
**HT:** 6-5 | **WT:** 312 | **DOB:** 4-23-1998  
**COLLEGE:** WISCONSIN  
**HOMETOWN:** GREEN BAY, WIS.  
**ACQ:** T (G.B.)-'22  
**EXP:** 5th YEAR

[colevanlanen5](#)  
[cole\\_vanlanen](#)

## KEY TRANSACTIONS

- Originally selected by Green Bay in the sixth round (214th overall) of the 2021 NFL Draft
- Traded to Jacksonville on 8/23/2022

## PRO

### 2024 (Jaguars)

- Saw action in nine games and made three starts (two at left tackle and one at right tackle)
- **12/29 vs. TEN:** Started at left tackle and played all 58 offensive snaps
- **12/22 at L.V.:** Saw action at left tackle and played 62-of-67 offensive snaps
- **12/8 at TEN:** Made his first career start at right tackle and played all 59 offensive snaps

### 2023 (Jaguars)

- Saw action in nine games
- **12/24 at T.B.:** Saw action on the offensive line and on special teams
- **9/24 vs. HOU:** Replaced Anton Harrison on the offensive line after he left the game with an ankle injury... Also saw action on special teams

### 2022 (Jaguars)

- Saw action in 16 regular-season games and both postseason games
- **1/1 at HOU:** Saw action on offense and special teams
- **12/22 at NYJ:** Saw action on offense and special teams

### 2021 (Jaguars)

- Spent the majority of the season on the practice squad, appearing in one game

## COLLEGE

- Played in 45 games with 19 starts at left tackle in his four seasons with the Badgers, with 18 of those starts coming over his final two seasons
- Earned First-Team All-Big Ten honors as a senior in 2020
- Helped the Badgers rank in the top 15 in the country in rushing in both 2018 (273.4 ypg, No. 6) and 2019 (233.1 ypg, No. 15) as RB Jonathan Taylor posted back-to-back 2,000-yard rushing seasons
- Received Second-Team All-Big Ten recognition from the coaches and media as a junior in 2019

## PERSONAL

- Swept discus and shot put titles at the 2015 Wisconsin Division 1 state meet as a junior
- Invited to the 2016 U.S. Army All-American Bowl
- Earned his degree in personal finance
- Father, Thomas, won the Wisconsin Division 2 state titles in discus and shot put for West De Pere (Wis.) High School in 1994

### COLE VAN LANEN'S NFL REGULAR SEASON STATISTICS

DATE	TEAM	GP	GS
2021	Packers	1	0
2022	Jaguars	16	0
2023	Jaguars	9	0
2024	Jaguars	9	3
<b>NFL TOTALS</b>		<b>35</b>	<b>3</b>

### COLE VAN LANEN'S NFL POSTSEASON STATISTICS

DATE	TEAM	GP	GS
2021	Packers	0	0
2022	Jaguars	2	0
<b>NFL TOTALS</b>		<b>2</b>	<b>0</b>



**2024 GAME-BY-GAME REGULAR-SEASON STATISTICS (JAGUARS)**

DATE	OPPONENT	P/S		W/L	SCORE
09/08	at Dolphins		ON INACTIVE LIST	L	17-20
09/15	Browns		ON INACTIVE LIST	L	13-18
09/23	at Bills		ON INACTIVE LIST	L	10-47
09/29	at Texans		ON INACTIVE LIST	L	20-24
10/06	Colts		ON INACTIVE LIST	W	37-34
10/13	at Bears		ON INACTIVE LIST	L	16-35
10/20	Patriots		ON INACTIVE LIST	W	32-16
10/27	Packers		ON INACTIVE LIST	L	27-30
11/03	at Eagles	P		L	23-28
11/10	Vikings	P		L	7-12
11/17	at Lions	P		L	6-52
12/01	Texans	P		L	20-23
12/08	at Titans	S		W	10-6
12/15	Jets	P		L	25-32
12/22	at Raiders	P		L	14-19
12/29	Titans	S		W	20-13
01/05	at Colts	S		L	23-26+
<b>2024 TOTALS</b>		<b>9-3</b>		<b>4-13</b>	

+ - Overtime





# TRAVON WALKER | 44

**POSITION:** DEFENSIVE END  
**HT:** 6-5 | **WT:** 272 | **DOB:** 12-18-2000  
**COLLEGE:** GEORGIA  
**HOMETOWN:** THOMASTON, GA.  
**ACQ:** D1-'22  
**EXP:** 4th YEAR



## KEY TRANSACTIONS

- Originally drafted by Jacksonville in the first round (first overall) in the 2022 draft

## PRO

### Career Highlights

- Ranks ninth in franchise history in sacks (24.0), seventh in quarterback hits (44) and tied-ninth in tackles for loss (28)
- In his past 20 games played (since Week 16 of 2023), Walker's 14.5 sacks are tied for fourth-most in the league

### 2024 (Jaguars)

- Started all 17 games... Amassed 61 tackles (31 solo), 15 quarterback hits, 13 tackles for loss, 10.5 sacks, two forced fumbles, one fumble recovery and one pass defensed... His 10.5 sacks tied for eighth most in the AFC... Notched his second consecutive season with double-digit sacks, becoming the second player in franchise history to produce 10.0 or more sacks in back-to-back seasons (DE Calais Campbell, 2017-18)
- With 24.0 career sacks, Walker recorded the second-most sacks within a player's first three seasons in franchise history, passing DE Josh Hines-Allen (20.5)... Became one of three Jaguars (DE Josh Hines-Allen and DE Yannick Ngakoue) in franchise history to reach 10 quarterback hits in each of their first three seasons
- 12/1 vs. HOU:** Registered four tackles (one solo), one tackle for loss, one quarterback hit and 1.0 sack... Recorded his 10th tackle for loss of the season to become one of three players (DL Yannick Ngakoue and LB Telvin Smith) in franchise history to produce back-to-back seasons with double-digit tackles for loss within their first three years in the NFL... Notched his fifth consecutive home game with at least 0.5 sack
- 11/3 at PHI:** Recorded a single-game career-high seven tackles (six solo), two tackles for loss and one fumble recovery, which he returned for a 35-yard touchdown... His defensive touchdown was the first of his career and the second longest fumble recovery by a defensive lineman in 2024
- 10/6 vs. IND:** Amassed five tackles (four solo), three tackles for loss, three quarterback hits, a single-game career-high 3.0 sacks, one pass defensed and one forced fumble... Became the second player in franchise history (DE Reggie Hayward, 11/11/07) to record five-plus tackles, one or more sacks, a forced fumble, a pass defensed, a tackle for loss and a quarterback hit in a single game

### 2023 (Jaguars)

- Started 17 games in 2023 and recorded 52 tackles (27 solo), 19 quarterback hits, 10.0 sacks, 10 tackles for loss, two passes defensed and one fumble recovery... His 10.0 sacks ranked second on the team
- 1/7 at TEN:** Posted two total tackles (one solo), two quarterback hits, one tackle for loss and 1.0 sack... Achieved 100 career tackles... Recorded at least 0.5 sack in seven of the last eight games of the season
- 12/31 vs. CAR:** Recorded six solo tackles, two tackles for loss and 2.0 sacks
- 12/24 at T.B.:** Posted five total tackles (three solo), 1.0 sack and one tackle for loss
- 10/29 at PIT:** Recorded two total tackles (one solo), two quarterback hits, one tackle for loss and 1.0 sack for five yards

### 2022 (Jaguars)

- Started 14 of his 15 regular-season appearances and started both postseason games... In the regular season, posted 49 tackles (24 solo), five tackles for loss, 3.5 sacks, one interception and one forced fumble... In the postseason, posted five tackles (two solo), three quarterback hits, one tackle for loss, one pass defensed and 0.5 sack
- 1/21 at K.C.:** Started at outside linebacker and recorded three tackles (two solo), including one tackle for loss, one QB hit and one pass defensed
- 12/11 at TEN:** Started at outside linebacker and recorded three tackles (two solo), 1.0 sack and one forced fumble
- 10/23 vs. NYG:** Started at outside linebacker and recorded five tackles (two solo) and recorded 1.0 sack
- 9/11 at WAS:** Started at outside linebacker and posted four tackles, including 1.0 sack, and one INT... Became the second player in franchise history (Kevin Hardy) to record at least 1.0 sack and one INT in their first career game and the first player in the NFL to do so in their debut since 2018

## COLLEGE

- Started at defensive tackle in all 15 games in 2021 at Georgia
- Finished with 37 total tackles, second among interior linemen, and had 6.0 sacks, 7.5 tackles for loss, and a team-high 36 QB hurries
- Produced a career-high seven QB pressures in CFP Championship Game vs. Alabama
- Voted 2021 Preseason Third-Team All-SEC by the league's 14 head coaches, as well as by attendees at SEC Media Days
- Named to the Freshman All-SEC Team, as voted by the league's 14 head coaches



## PERSONAL

- Created the Travon Walker Foundation to empower youth to reach their full potential and hosts an annual free youth football camp in his hometown, Thomaston, Ga.
- Full name is Yury Travon Walker
- Father, Stead Walker, served in the Marine Corps
- Has two older sisters, Charmine and Nakeria
- Recipient of the Bill and Susan Robbins Family Football Scholarship
- Won back-to-back Class 4A state championships in basketball in high school
- Favorite athlete growing up was Kobe Bryant
- City officials proclaimed Jan. 18, 2022, Travon Walker Day in Thomaston
- In May of 2023, his No. 44 was officially retired at Upson-Lee High School in his hometown

### TRAVON WALKER'S NFL REGULAR SEASON DEFENSIVE STATISTICS

DATE	TEAM	GP	TACKLES							INTERCEPTIONS					O. FUMB				ST			MISC					
			GS	TK	S	A	TFL	YDS	SK	YDS	QBH	NO	YDS	LG	TD	PD	FF	FR	TD	YDS	TK	S	A	FF	FR	S	A
2022	Jaguars	16	15	49	24	25	5	20	3.5	23.0	10	1	9	9	0	2	1	0	0	0	0	0	0	0	0	0	0
2023	Jaguars	17	17	52	27	25	10	69	10.0	77.5	19	0	0	0	0	2	0	1	0	0	0	0	0	0	0	0	
2024	Jaguars	17	17	61	31	30	13	98	10.5	89.0	15	0	0	0	0	1	2	1	1	35	0	0	0	0	0	0	
<b>NFL TOTALS</b>		<b>50</b>	<b>49</b>	<b>162</b>	<b>82</b>	<b>80</b>	<b>28</b>	<b>187</b>	<b>24.0</b>	<b>189.5</b>	<b>44</b>	<b>1</b>	<b>9</b>	<b>9</b>	<b>0</b>	<b>5</b>	<b>3</b>	<b>2</b>	<b>1</b>	<b>35</b>	<b>0</b>	<b>0</b>	<b>0</b>	<b>0</b>	<b>0</b>	<b>0</b>	

### TRAVON WALKER'S NFL POSTSEASON DEFENSIVE STATISTICS

DATE	TEAM	GP	TACKLES							INTERCEPTIONS					O. FUMB				ST			MISC				
			GS	TK	S	A	TFL	YDS	SK	YDS	QBH	NO	YDS	LG	TD	PD	FF	FR	TD	YDS	TK	S	A	FF	FR	S
2022	Jaguars	2	2	5	2	3	1	0	0.5	3.5	3	0	0	0	0	1	0	0	0	0	0	0	0	0	0	0
<b>NFL TOTALS</b>		<b>2</b>	<b>2</b>	<b>5</b>	<b>2</b>	<b>3</b>	<b>1</b>	<b>0</b>	<b>0.5</b>	<b>3.5</b>	<b>3</b>	<b>0</b>	<b>0</b>	<b>0</b>	<b>0</b>	<b>1</b>	<b>0</b>	<b>0</b>	<b>0</b>	<b>0</b>	<b>0</b>	<b>0</b>	<b>0</b>	<b>0</b>	<b>0</b>	<b>0</b>

#### SINGLE-GAME HIGHS: DEFENSIVE

<b>Total Tackles</b>	7 at Philadelphia Eagles, Nov 03, 2024 6 at Miami Dolphins, Sep 08, 2024 ...2 more at 6.	<b>Fumble Recoveries</b>	1 at Philadelphia Eagles, Nov 03, 2024 1 at Buffalo Bills, Oct 08, 2023
<b>Solo Tackles</b>	6 at Philadelphia Eagles, Nov 03, 2024 6 vs. Carolina Panthers, Dec 31, 2023	<b>Tackles For Loss</b>	3 vs. Indianapolis Colts, Oct 06, 2024 2 at Philadelphia Eagles, Nov 03, 2024 ...2 more at 2.
<b>Sacks</b>	3.0 vs. Indianapolis Colts, Oct 06, 2024 2.0 at Miami Dolphins, Sep 08, 2024 ...1 more at 2.0.	<b>Interceptions</b>	1 at Washington Commanders, Sep 11, 2022
<b>Passes Defensed</b>	1 vs. Indianapolis Colts, Oct 06, 2024 1 vs. Tennessee Titans, Nov 19, 2023 ...3 more at 1.	<b>Interception Return Yards</b>	9 at Washington Commanders, Sep 11, 2022
<b>Forced Fumbles</b>	1 vs. Tennessee Titans, Dec 29, 2024 1 vs. Indianapolis Colts, Oct 06, 2024 ...1 more at 1.	<b>Longest Opp Fumble Return</b>	35 at Philadelphia Eagles, Nov 03, 2024

#### SINGLE-GAME HIGHS - POSTSEASON: DEFENSIVE

<b>Total Tackles</b>	3 at Kansas City Chiefs, Jan 21, 2023 2 vs. Los Angeles Chargers, Jan 14, 2023	<b>Passes Defensed</b>	1 at Kansas City Chiefs, Jan 21, 2023
<b>Solo Tackles</b>	2 at Kansas City Chiefs, Jan 21, 2023	<b>Tackles For Loss</b>	1 at Kansas City Chiefs, Jan 21, 2023
<b>Sacks</b>	0.5 vs. Los Angeles Chargers, Jan 14, 2023		



**2024 GAME-BY-GAME REGULAR-SEASON STATISTICS (JAGUARS)**

DATE	OPPONENT	P/S	TACKLES									INTERCEPTIONS					O. FUMB				ST				MISC		SCORE	
			TK	S	A	SK	YDS	TFL	YDS	QBH	NO	YDS	LG	TD	PD	FF	FR	TD	YDS	TK	S	A	FF	FR	S	A		W/L
09/08	at Dolphins	S	6	2	4	2.0	14.0	1	14	2	0	0	0	0	0	0	0	0	0	0	0	0	0	0	0	0	L	17-20
09/15	Browns	S	2	1	1	0.0	0.0	0	0	1	0	0	0	0	0	0	0	0	0	0	0	0	0	0	0	L	13-18	
09/23	at Bills	S	4	1	3	0.0	0.0	1	1	0	0	0	0	0	0	0	0	0	0	0	0	0	0	0	L	10-47		
09/29	at Texans	S	1	0	1	0.0	0.0	0	0	1	0	0	0	0	0	0	0	0	0	0	0	0	0	0	L	20-24		
10/06	Colts	S	5	4	1	3.0	31.0	3	31	3	0	0	0	0	1	1	0	0	0	0	0	0	0	0	W	37-34		
10/13	at Bears	S	1	0	1	0.0	0.0	0	0	0	0	0	0	0	0	0	0	0	0	0	0	0	0	0	L	16-35		
10/20	Patriots	S	3	2	1	1.0	14.0	1	14	1	0	0	0	0	0	0	0	0	0	0	0	0	0	0	W	32-16		
10/27	Packers	S	4	1	3	0.5	0.0	0	0	1	0	0	0	0	0	0	0	0	0	0	0	0	0	0	L	27-30		
11/03	at Eagles	S	7	6	1	0.0	0.0	2	4	0	0	0	0	0	0	0	1	1	35	0	0	0	0	0	L	23-28		
11/10	Vikings	S	4	2	2	1.0	8.0	1	8	1	0	0	0	0	0	0	0	0	0	0	0	0	0	0	L	7-12		
11/17	at Lions	S	3	1	2	0.0	0.0	0	0	0	0	0	0	0	0	0	0	0	0	0	0	0	0	0	L	6-52		
12/01	Texans	S	4	1	3	1.0	13.0	1	13	1	0	0	0	0	0	0	0	0	0	0	0	0	0	0	L	20-23		
12/08	at Titans	S	4	3	1	0.0	0.0	0	0	0	0	0	0	0	0	0	0	0	0	0	0	0	0	0	W	10-6		
12/15	Jets	S	2	1	1	0.0	0.0	1	4	0	0	0	0	0	0	0	0	0	0	0	0	0	0	0	L	25-32		
12/22	at Raiders	S	4	3	1	0.0	0.0	0	0	1	0	0	0	0	0	0	0	0	0	0	0	0	0	0	L	14-19		
12/29	Titans	S	2	1	1	1.0	5.0	1	5	2	0	0	0	0	0	1	0	0	0	0	0	0	0	0	W	20-13		
01/05	at Colts	S	5	2	3	1.0	4.0	1	4	1	0	0	0	0	0	0	0	0	0	0	0	0	0	0	L	23-26+		
<b>2024 TOTALS</b>			<b>17-17</b>	<b>61</b>	<b>31</b>	<b>30</b>	<b>10.5</b>	<b>89.0</b>	<b>13</b>	<b>98</b>	<b>15</b>	<b>0</b>	<b>0</b>	<b>0</b>	<b>0</b>	<b>1</b>	<b>2</b>	<b>1</b>	<b>1</b>	<b>35</b>	<b>0</b>	<b>0</b>	<b>0</b>	<b>0</b>	<b>0</b>	<b>0</b>	<b>0</b>	<b>4-13</b>

+ - Overtime





# PARKER WASHINGTON | 11

**POSITION:** WIDE RECEIVER  
**HT:** 5-10 | **WT:** 204 | **DOB:** 3-21-2002  
**COLLEGE:** PENN STATE  
**HOMETOWN:** SUGAR LAND, TEXAS  
**ACQ:** D6-23  
**EXP:** 3rd YEAR

CPW11\_  
 cpw11\_

## KEY TRANSACTIONS

- Originally drafted by Jacksonville in the sixth round (185th overall) of the 2023 NFL Draft

## PRO

### 2024 (Jaguars)

- Saw action in all 17 games and made seven starts... Totaled a single-season career-high 390 yards on 32 receptions... Returned five kickoffs for 122 yards and six punts for 144 yards on special teams, including one punt return for a 96-yard touchdown
- 12/29 vs. TEN:** Started at wide receiver and recorded 31 yards and one touchdown on three receptions
- 12/1 vs. HOU:** Recorded 103 yards and one touchdown on six receptions, setting career-highs in both receiving yards and receptions
- 10/20 vs. N.E.:** Returned one punt for a 96-yard touchdown, the longest in franchise history and the first special teams touchdown since the NFL London games began in 2007... The punt return touchdown was the Jaguars' first since WR Keelan Cole's 91-yard punt return in 2020 and the longest punt return in the NFL in 2024... Also returned one kickoff for 27 yards, the second-longest kick return of his career

### 2023 (Jaguars)

- Saw action in nine games with one start... Recorded 16 receptions for 132 yards and two touchdowns... On special teams, totaled 12 punt returns for 126 yards and two kick returns for 51 yards
- 12/10 at CLE:** Posted two receptions for 27 yards and a touchdown... Returned five punts for 63 yards
- 12/4 vs. CIN:** Recorded six receptions for 61 yards and his first-career touchdown... Returned two kicks for 51 yards
- 11/26 at HOU:** Returned one punt for 22 yards and saw action at wide receiver

## COLLEGE

- Caught a pass in every game of his college career, totaling 146 receptions, to rank 10th all-time at Penn State
- Recorded 1,920 receiving yards and scored 12 touchdowns
- Appeared in 32 games and made 24 starts in three seasons
- Served as Penn State's primary punt returner in 2022, returning 18 punts for 99 yards

## PERSONAL

- Sister, Ashton, is a player personnel coordinator for the Chicago Bears
- Cousin, Tyler Tolbert, plays baseball for the Kansas City Royals
- Cousin, QB Joshua Dobbs, plays quarterback for the New England Patriots
- Enjoys fishing and hunting
- Majored in recreation, park and tourism management

## PARKER WASHINGTON'S NFL REGULAR SEASON RUSHING/RECEIVING STATISTICS

DATE	TEAM	GP	GS	RECEIVING					RUSHING				
				NO.	YDS.	AVG.	LG	TD	NO.	YDS.	AVG.	LG	TD
2023	Jaguars	9	1	16	132	8.3	19t	2	0	0	0.0	0	0
2024	Jaguars	17	7	32	390	12.2	30	3	0	0	0.0	0	0
<b>NFL TOTALS</b>		<b>26</b>	<b>8</b>	<b>48</b>	<b>522</b>	<b>10.9</b>	<b>30</b>	<b>5</b>	<b>0</b>	<b>0</b>	<b>0.0</b>	<b>0</b>	<b>0</b>

## PARKER WASHINGTON'S NFL REGULAR SEASON RETURN STATISTICS

DATE	TEAM	KICKOFF RETURNS					PUNT RETURNS					
		RET.	YDS.	AVG.	LG	TD	NO.	FC	YDS.	AVG.	LG	TD
2023	Jaguars	2	51	25.5	33	0	12	5	126	10.5	26	0
2024	Jaguars	5	122	24.4	30	0	6	4	144	24.0	96t	1
<b>NFL TOTALS</b>		<b>7</b>	<b>173</b>	<b>24.7</b>	<b>33</b>	<b>0</b>	<b>18</b>	<b>9</b>	<b>270</b>	<b>15.0</b>	<b>96T</b>	<b>1</b>



**SINGLE-GAME HIGHS: RUSHING/RECEIVING**

<b>Receptions</b>	6 at Las Vegas Raiders, Dec 22, 2024 6 vs. Houston Texans, Dec 01, 2024 ...1 more at 6.	<b>Longest Kickoff Return</b>	33 vs. Cincinnati Bengals, Dec 04, 2023 30 vs. Green Bay Packers, Oct 27, 2024
<b>Receiving Yards</b>	103 vs. Houston Texans, Dec 01, 2024 61 vs. Cincinnati Bengals, Dec 04, 2023	<b>Fair Catches</b>	3 at Houston Texans, Nov 26, 2023 2 vs. Green Bay Packers, Oct 27, 2024 ...1 more at 2.
<b>Receiving Average</b>	18.0 vs. New York Jets, Dec 15, 2024 17.2 vs. Houston Texans, Dec 01, 2024	<b>Punt Return Yards</b>	96 vs. New England Patriots, Oct 20, 2024 63 at Cleveland Browns, Dec 10, 2023
<b>Longest Receptions</b>	30 vs. Houston Texans, Dec 01, 2024 29 vs. New York Jets, Dec 15, 2024	<b>Longest Punt Return</b>	96t vs. New England Patriots, Oct 20, 2024 26 at Cleveland Browns, Dec 10, 2023
<b>Receiving TDs</b>	1 at Indianapolis Colts, Jan 05, 2025 1 vs. Tennessee Titans, Dec 29, 2024 ...3 more at 1.	<b>Punt Returns</b>	5 at Cleveland Browns, Dec 10, 2023 2 vs. Green Bay Packers, Oct 27, 2024 ...3 more at 2.
<b>All-Purpose Yards</b>	123 vs. New England Patriots, Oct 20, 2024 114 vs. Green Bay Packers, Oct 27, 2024	<b>Punt Return TDs</b>	1 vs. New England Patriots, Oct 20, 2024
<b>Kickoff Returns</b>	2 vs. Green Bay Packers, Oct 27, 2024 2 at Miami Dolphins, Sep 08, 2024 ...1 more at 2.	<b>Punt Return Average</b>	12.6 at Cleveland Browns, Dec 10, 2023
<b>Kickoff Return Yards</b>	51 vs. Green Bay Packers, Oct 27, 2024 51 vs. Cincinnati Bengals, Dec 04, 2023	<b>Most TDs</b>	1 at Indianapolis Colts, Jan 05, 2025 1 vs. Tennessee Titans, Dec 29, 2024 ...4 more at 1.

**100-YARD RECEIVING GAMES (1): REGULAR SEASON**

DATE	TEAM	NO.	YDS.	AVG.	LG	TD
12/01/24	TEXANS	6	103	17.2	30	1

**2024 GAME-BY-GAME REGULAR-SEASON STATISTICS (JAGUARS)**

DATE	OPPONENT	P/S	RECEIVING					RUSHING					W/L	SCORE
			NO.	YDS.	AVG.	LG	TD	NO.	YDS.	AVG.	LG	TD		
09/08	at Dolphins	P	1	3	3.0	3	0	0	0	0.0	0	0	L	17-20
09/15	Browns	P	0	0	0.0	0	0	0	0	0.0	0	0	L	13-18
09/23	at Bills	P	2	18	9.0	12	0	0	0	0.0	0	0	L	10-47
09/29	at Texans	P	0	0	0.0	0	0	0	0	0.0	0	0	L	20-24
10/06	Colts	P	0	0	0.0	0	0	0	0	0.0	0	0	W	37-34
10/13	at Bears	P	0	0	0.0	0	0	0	0	0.0	0	0	L	16-35
10/20	Patriots	P	0	0	0.0	0	0	0	0	0.0	0	0	W	32-16
10/27	Packers	P	3	46	15.3	23	0	0	0	0.0	0	0	L	27-30
11/03	at Eagles	S	3	41	13.7	18	0	0	0	0.0	0	0	L	23-28
11/10	Vikings	P	0	0	0.0	0	0	0	0	0.0	0	0	L	7-12
11/17	at Lions	P	1	10	10.0	10	0	0	0	0.0	0	0	L	6-52
12/01	Texans	S	6	103	17.2	30	1	0	0	0.0	0	0	L	20-23
12/08	at Titans	S	2	15	7.5	8	0	0	0	0.0	0	0	W	10-6
12/15	Jets	S	3	54	18.0	29	0	0	0	0.0	0	0	L	25-32
12/22	at Raiders	S	6	54	9.0	17	0	0	0	0.0	0	0	L	14-19
12/29	Titans	S	3	31	10.3	24	1	0	0	0.0	0	0	W	20-13
01/05	at Colts	S	2	15	7.5	9t	1	0	0	0.0	0	0	L	23-26+
<b>2024 TOTALS</b>		<b>17-7</b>	<b>32</b>	<b>390</b>	<b>12.2</b>	<b>30</b>	<b>3</b>	<b>0</b>	<b>0</b>	<b>0.0</b>	<b>0</b>	<b>0</b>	<b>4-13</b>	

+ - Overtime



**2024 GAME-BY-GAME REGULAR-SEASON STATISTICS (JAGUARS)**

DATE	OPPONENT	P/S	KICKOFF RETURNS						PUNT RETURNS						W/L	SCORE
			RET	YDS	AVG	LG	TD	NO	FC	YDS	AVG	LG	TD			
09/08	at Dolphins	P	2	44	22.0	24	0	0	0	0	0.0	0	0	0	L	17-20
09/15	Browns	P	0	0	0.0	0	0	0	0	0	0.0	0	0	0	L	13-18
09/23	at Bills	P	0	0	0.0	0	0	0	0	0	0.0	0	0	0	L	10-47
09/29	at Texans	P	0	0	0.0	0	0	0	0	0	0.0	0	0	0	L	20-24
10/06	Colts	P	0	0	0.0	0	0	0	0	0	0.0	0	0	W	37-34	
10/13	at Bears	P	0	0	0.0	0	0	2	0	27	13.5	14	0	L	16-35	
10/20	Patriots	P	1	27	27.0	27	0	1	2	96	96.0	96t	1	W	32-16	
10/27	Packers	P	2	51	25.5	30	0	2	2	17	8.5	9	0	L	27-30	
11/03	at Eagles	S	0	0	0.0	0	0	1	0	4	4.0	4	0	L	23-28	
11/10	Vikings	P	0	0	0.0	0	0	0	0	0	0.0	0	0	L	7-12	
11/17	at Lions	P	0	0	0.0	0	0	0	0	0	0.0	0	0	L	6-52	
12/01	Texans	S	0	0	0.0	0	0	0	0	0	0.0	0	0	L	20-23	
12/08	at Titans	S	0	0	0.0	0	0	0	0	0	0.0	0	0	W	10-6	
12/15	Jets	S	0	0	0.0	0	0	0	0	0	0.0	0	0	L	25-32	
12/22	at Raiders	S	0	0	0.0	0	0	0	0	0	0.0	0	0	L	14-19	
12/29	Titans	S	0	0	0.0	0	0	0	0	0	0.0	0	0	W	20-13	
01/05	at Colts	S	0	0	0.0	0	0	0	0	0	0.0	0	0	L	23-26+	
<b>2024 TOTALS</b>		<b>17-7</b>	<b>5</b>	<b>122</b>	<b>24.4</b>	<b>30</b>	<b>0</b>	<b>6</b>	<b>4</b>	<b>144</b>	<b>24.0</b>	<b>96T</b>	<b>1</b>	<b>4-13</b>		

+ - Overtime





# AYDAN WHITE | 40

**POSITION:** DEFENSIVE BACK  
**HT:** 6-0 | **WT:** 189 | **DOB:** 2-12-2002  
**COLLEGE:** NORTH CAROLINA STATE  
**HOMETOWN:** ASHEVILLE, N.C.  
**ACQ:** UDFA-'25  
**EXP:** R

@a.mw9

## KEY TRANSACTIONS

- Originally signed by Jacksonville as an undrafted free agent following the 2025 draft

## COLLEGE

- Played five seasons at N.C. State (2020-24)
- In his final season with the Wolfpack, White played in 11 games and posted 59 tackles (39 solo), seven passes defended and one interception returned for 87-yard touchdown
- Did not give up a touchdown reception in his last two seasons at N.C. State (2023-24)
- Named to the All-ACC first team in 2022 and third team in 2023

## PERSONAL

- Played defensive back and wide receiver at Christ School (Asheville, N.C.)
- As a senior, played in nine games and totaled 16 tackles and two interceptions... Recorded 536 yards and eight touchdowns on 27 receptions at wide receiver
- Named First-Team All-State as an all-purpose performer and helped team advance to the NCISAA Div. 1 state championships.
- Majored in sport management at N.C. State

## AYDAN WHITE'S COLLEGE DEFENSIVE STATISTICS

DATE	TEAM	GP	GS	TK	S	TACKLES				INTERCEPTIONS					O. FUMB				ST				MISC									
						A	TFL	YDS	SK	YDS	QBH	NO	YDS	LG	TD	PD	FF	FR	TD	YDS	TK	S	A	FF	FR	S	A					
2020	NC State	9	1	7	6	1	0.0	0.0	0.0	0.0	0	1	0	0	0	1	0	0	0	0	0	0	0	0	0	0	0	0	0	0	0	0
2021	NC State	10	2	11	9	2	0.0	0.0	0.0	0.0	0	1	0	0	0	5	0	0	0	0	0	0	0	0	0	0	0	0	0	0	0	0
2022	NC State	13	12	46	36	10	4.0	17.0	1.0	8.0	0	4	84	84	1	9	0	0	0	0	0	0	0	0	0	0	0	0	0	0	0	0
2023	NC State	13	12	37	23	14	1.5	8.0	1.0	7.0	0	2	9	9	0	10	0	0	0	0	0	0	0	0	0	0	0	0	0	0	0	0
2024	NC State	11	11	59	39	20	0.0	0.0	0.0	0.0	0	1	87	87	1	6	0	0	0	0	0	0	0	0	0	0	0	0	0	0	0	0
<b>TOTALS</b>		<b>56</b>	<b>38</b>	<b>160</b>	<b>113</b>	<b>47</b>	<b>5.5</b>	<b>25.0</b>	<b>2.0</b>	<b>15.0</b>	<b>0</b>	<b>9</b>	<b>180</b>	<b>87</b>	<b>2</b>	<b>31</b>	<b>0</b>	<b>0</b>	<b>0</b>	<b>0</b>	<b>0</b>	<b>0</b>	<b>0</b>	<b>0</b>	<b>0</b>	<b>0</b>	<b>0</b>	<b>0</b>	<b>0</b>	<b>0</b>	<b>0</b>	<b>0</b>

## COLLEGE 2024 GAME-BY-GAME STATISTICS (NC STATE)

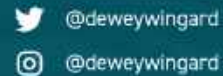
DATE	OPPONENT	P/S	TACKLES				INTERCEPTIONS					O. FUMB				ST				MISC		SCORE									
			TK	S	A	SK	YDS	TFL	YDS	QBH	NO	YDS	LG	TD	PD	FF	FR	TD	YDS	TK	S		A	FF	FR	S	A	W/L			
08/29	Western Caro.	S	7	6	1	0.0	0.0	0.0	0.0	0	0	0	0	0	2	0	0	0	0	0	0	0	0	0	0	0	0	W	38-21		
09/07	Tennessee	S	5	3	2	0.0	0.0	0.0	0.0	0	1	87	87	1	0	0	0	0	0	0	0	0	0	0	0	0	L	10-51			
09/14	Louisiana Tech		DID NOT PLAY (NON-INJURY)																								W	30-20			
09/21	at Clemson	S	5	2	3	0.0	0.0	0.0	0.0	0	0	0	0	0	1	0	0	0	0	0	0	0	0	0	0	0	L	35-59			
09/28	NIU	S	5	3	2	0.0	0.0	0.0	0.0	0	0	0	0	0	0	0	0	0	0	0	0	0	0	0	0	W	24-17				
10/05	Wake Forest	S	9	6	3	0.0	0.0	0.0	0.0	0	0	0	0	2	0	0	0	0	0	0	0	0	0	0	0	L	30-34				
10/12	Syracuse	S	9	6	3	0.0	0.0	0.0	0.0	0	0	0	0	0	0	0	0	0	0	0	0	0	0	0	0	L	17-24				
10/19	at California	S	4	1	3	0.0	0.0	0.0	0.0	0	0	0	0	0	1	0	0	0	0	0	0	0	0	0	0	W	24-23				
11/02	Stanford	S	5	4	1	0.0	0.0	0.0	0.0	0	0	0	0	0	0	0	0	0	0	0	0	0	0	0	0	W	59-28				
11/09	Duke	S	2	2	0	0.0	0.0	0.0	0.0	0	0	0	0	0	0	0	0	0	0	0	0	0	0	0	0	L	19-29				
11/21	at Georgia Tech	S	4	3	1	0.0	0.0	0.0	0.0	0	0	0	0	0	0	0	0	0	0	0	0	0	0	0	0	L	29-30				
11/30	at North Carolina		DID NOT PLAY (NON-INJURY)																								W	35-30			
12/28	East Carolina	S	4	3	1	0.0	0.0	0.0	0.0	0	0	0	0	0	0	0	0	0	0	0	0	0	0	0	0	L	21-26				
<b>2024 TOTALS</b>		<b>11-11</b>	<b>59</b>	<b>39</b>	<b>20</b>	<b>0.0</b>	<b>0.0</b>	<b>0.0</b>	<b>0.0</b>	<b>0</b>	<b>1</b>	<b>87</b>	<b>87</b>	<b>1</b>	<b>6</b>	<b>0</b>	<b>0</b>	<b>0</b>	<b>0</b>	<b>0</b>	<b>0</b>	<b>0</b>	<b>0</b>	<b>0</b>	<b>0</b>	<b>0</b>	<b>6-7</b>				





## ANDREW WINGARD | 42

POSITION: SAFETY  
HT: 6-0 | WT: 200 | DOB: 12-5-1996  
COLLEGE: WYOMING  
HOMETOWN: ARVADA, COLO.  
ACQ: FA-19  
EXP: 7th YEAR



### KEY TRANSACTIONS

- Originally signed by Jacksonville as an undrafted rookie on 5/10/19
- Re-signed with Jacksonville on 3/14/23

### PRO

#### 2024 (Jaguars)

- Saw action in eight games (two starts) after being activated off the Reserve/Injured list... Totaled 14 tackles (eight solo) and three passes defended... Recorded one solo tackle on special teams
- **1/5 at IND:** Posted a team-high 10 tackles (six solo) and one pass defended
- **12/29 vs. TEN:** Started at safety and recorded three tackles (one solo)
- **12/22 at L.V.:** Saw action at safety and recorded a career-high three passes defended plus one solo tackle
- **11/10 vs. MIN:** Saw action on special teams and recorded one tackle in his first game returning from injured reserve

#### 2023 (Jaguars)

- Played in 17 games and made two starts at safety... Registered 40 tackles (31 solo), two passes defended, one interception, one quarterback hit, one forced fumble and one tackle for loss... Added five tackles (four solo) on special teams
- Voted a captain for the 2023 season
- **12/17 vs. BAL:** Started at safety and played 69 of 70 defensive snaps... Recorded a career-high 11 total tackles (10 solo)
- **12/10 at CLE:** Recorded three total tackles (two solo), one quarterback hit and one forced fumble
- **10/29 at PIT:** Started at safety and recorded six total tackles (five solo), two passes defended and one interception

#### 2022 (Jaguars)

- Saw action in 17 regular-season games with two starts and both postseason games with one start... In the regular season, posted 23 tackles (19 solo), two tackles for loss, one interception, one pass defended and one forced fumble on defense... On special teams, posted 14 tackles (eight solo)... In the postseason, posted one solo tackle
- **12/11 at TEN:** Started at safety and recorded seven tackles (six solo), including one tackle for loss, one QB hit and one interception
- **12/4 at DET:** Started at safety and recorded a season-high nine tackles (seven solo)
- **11/27 vs. BAL:** Started at safety and saw action on special teams... Recorded two tackles (one solo), one forced fumble and one special teams tackle

#### 2021 (Jaguars)

- Finished the season with 86 total tackles (56 solo), 1.0 sack and one interception in 15 games played (15 starts)
- **10/17 vs. MIA:** Started at safety and totaled seven tackles (five solo), including one tackle for loss
- **9/26 vs. ARI:** Started at safety and recorded seven total tackles (four solo), one interception and one pass defended... Recorded the third INT of his career when he intercepted QB Kyler Murray and returned it 22 yards in the third quarter
- **9/19 vs. DEN:** Started at safety and tallied a team-high eight tackles, including his second career sack

#### 2020 (Jaguars)

- Saw action in 13 games, starting four... Tallied 42 tackles (30), five passes defended, two INTs and one fumble recovery... Also made eight stops on special teams
- **11/29 vs. CLE:** Started at safety and tallied three tackles (one solo), one pass defended and his first career fumble recovery, which he returned for 17 yards
- **9/20 at TEN:** Started at free safety and posted a career-high nine tackles (seven solo)
- **9/13 vs. IND:** Saw action at free safety, recording his first career INT in the fourth quarter, and on special teams, leading the team with two special teams stops

#### 2019 (Jaguars)

- Appeared in all 16 games, making two starts, while compiling 19 tackles (14 solo), 1.0 sack and one forced fumble... Led the team with 11 special teams tackles
- **12/1 vs. T.B.:** Made his first career start at strong safety, recording six tackles (five solo), including a strip-sack, marking the first sack of his career
- **9/8 vs. K.C.:** Made his NFL debut, seeing action at safety and on special teams, and totaled one solo tackle and two special teams tackles



## COLLEGE

- Finished second in Wyoming school history with 454 tackles while adding 18 passes defended, 10 INTs and five forced fumbles
- Recorded 87 tackles (46 solo), three passes defended and two INTs as a senior in 2018, earning First-Team All-Mountain West honors
- Named First-Team All-Mountain West as a junior in 2017 after totaling 114 tackles and a career-high five INTs
- Recorded 131 total tackles in 2016, which ranked fourth in the FBS and first in the Mountain West
- Played in all 12 games (11 starts) as a freshman in 2015 and registered 122 total tackles
- His 6.9 solo tackles per game ranked No. 1 in the Mountain West and No. 4 in the NCAA

## PERSONAL

- Attended Ralston Valley (Arvada, Colo.) High School and rushed for 1,653 yards on 190 carries in his senior season
- Earned First-Team All-State honors after totaling 2,702 all-purpose yards
- Father, Dan, was a punter at the University of Nebraska
- Avid skier and golfer

### ANDREW WINGARD'S NFL REGULAR SEASON DEFENSIVE STATISTICS

DATE	TEAM	GP	TACKLES								INTERCEPTIONS							O. FUMB				ST				MISC	
			GS	TK	S	A	TFL	YDS	SK	YDS	QBH	NO	YDS	LG	TD	PD	FF	FR	TD	YDS	TK	S	A	FF	FR	S	A
2019	Jaguars	16	2	19	14	5	0	0	1.0	3.0	2	0	0	0	0	1	0	0	0	11	8	3	0	0	0	0	
2020	Jaguars	13	4	42	30	12	3	8	0.0	0.0	0	2	31	19	0	5	0	1	0	17	8	5	3	0	0	0	
2021	Jaguars	15	15	86	56	30	2	2	1.0	1.0	1	1	23	23	0	1	0	0	0	2	1	1	0	0	0	0	
2022	Jaguars	17	3	23	19	4	2	1	0.0	0.0	1	1	13	13	0	1	1	0	0	14	8	6	0	0	0	0	
2023	Jaguars	17	2	40	31	9	1	3	0.0	0.0	1	1	0	0	0	2	1	0	0	0	5	4	1	0	0	0	
2024	Jaguars	8	2	14	7	7	0	0	0.0	0.0	0	0	0	0	0	3	0	0	0	0	1	1	0	0	0	0	
<b>NFL TOTALS</b>		<b>86</b>	<b>28</b>	<b>224</b>	<b>157</b>	<b>67</b>	<b>8</b>	<b>14</b>	<b>2.0</b>	<b>4.0</b>	<b>5</b>	<b>5</b>	<b>67</b>	<b>23</b>	<b>0</b>	<b>12</b>	<b>3</b>	<b>1</b>	<b>0</b>	<b>17</b>	<b>41</b>	<b>27</b>	<b>14</b>	<b>0</b>	<b>0</b>	<b>0</b>	

### ANDREW WINGARD'S NFL POSTSEASON DEFENSIVE STATISTICS

DATE	TEAM	GP	TACKLES								INTERCEPTIONS							O. FUMB				ST				MISC	
			GS	TK	S	A	TFL	YDS	SK	YDS	QBH	NO	YDS	LG	TD	PD	FF	FR	TD	YDS	TK	S	A	FF	FR	S	A
2022	Jaguars	2	1	1	1	0	0	0	0.0	0.0	0	0	0	0	0	0	0	0	0	0	1	0	1	0	0	0	0
<b>NFL TOTALS</b>		<b>2</b>	<b>1</b>	<b>1</b>	<b>1</b>	<b>0</b>	<b>0</b>	<b>0</b>	<b>0.0</b>	<b>0.0</b>	<b>0</b>	<b>0</b>	<b>0</b>	<b>0</b>	<b>0</b>	<b>0</b>	<b>0</b>	<b>0</b>	<b>0</b>	<b>0</b>	<b>1</b>	<b>0</b>	<b>1</b>	<b>0</b>	<b>0</b>	<b>0</b>	<b>0</b>

### SINGLE-GAME HIGHS: DEFENSIVE

<b>Total Tackles</b>	11 vs. Baltimore Ravens, Dec 17, 2023 10 at Indianapolis Colts, Jan 05, 2025	<b>Tackles For Loss</b>	3 at Indianapolis Colts, Jan 03, 2021 1 at Tampa Bay Buccaneers, Dec 24, 2023 ...4 more at 1.
<b>Solo Tackles</b>	10 vs. Baltimore Ravens, Dec 17, 2023 7 at Detroit Lions, Dec 04, 2022 ...1 more at 7.	<b>Interceptions</b>	1 at Pittsburgh Steelers, Oct 29, 2023 1 at Tennessee Titans, Dec 11, 2022 ...3 more at 1.
<b>Sacks</b>	1.0 vs. Denver Broncos, Sep 19, 2021 1.0 vs. Tampa Bay Buccaneers, Dec 01, 2019	<b>Interception Return Yards</b>	23 vs. Arizona Cardinals, Sep 26, 2021 19 at Indianapolis Colts, Jan 03, 2021
<b>Passes Defensed</b>	2 at Las Vegas Raiders, Dec 22, 2024 2 at Pittsburgh Steelers, Oct 29, 2023	<b>Special Teams Tackles</b>	3 vs. Tennessee Titans, Nov 19, 2023 3 at Atlanta Falcons, Dec 22, 2019
<b>Forced Fumbles</b>	1 vs. Baltimore Ravens, Nov 27, 2022 1 vs. Tampa Bay Buccaneers, Dec 01, 2019	<b>Longest Opp Fumble Return</b>	17 vs. Cleveland Browns, Nov 29, 2020
<b>Fumble Recoveries</b>	1 vs. Cleveland Browns, Nov 29, 2020		

### SINGLE-GAME HIGHS - POSTSEASON: DEFENSIVE

<b>Total Tackles</b>	1 at Kansas City Chiefs, Jan 21, 2023	<b>Solo Tackles</b>	1 at Kansas City Chiefs, Jan 21, 2023
----------------------	---------------------------------------	---------------------	---------------------------------------



**2024 GAME-BY-GAME REGULAR-SEASON STATISTICS (JAGUARS)**

DATE	OPPONENT	P/S	TACKLES					INTERCEPTIONS					O. FUMB				ST				MISC		SCORE					
			TK	S	A	SK	YDS	TFL	YDS	QBH	NO	YDS	LG	TD	PD	FF	FR	TD	YDS	TK	S	A		FF	FR	S	A	W/L
09/08	at Dolphins																									L	17-20	
09/15	Browns																										L	13-18
09/23	at Bills																										L	10-47
09/29	at Texans																										L	20-24
10/06	Colts																										W	37-34
10/13	at Bears																										L	16-35
10/20	Patriots																										W	32-16
10/27	Packers																										L	27-30
11/03	at Eagles																										L	23-28
11/10	Vikings	P	0	0	0	0.0	0.0	0	0	0	0	0	0	0	0	0	0	0	0	1	1	0	0	0	0	0	L	7-12
11/17	at Lions	P	0	0	0	0.0	0.0	0	0	0	0	0	0	0	0	0	0	0	0	0	0	0	0	0	0	0	L	6-52
12/01	Texans	P	0	0	0	0.0	0.0	0	0	0	0	0	0	0	0	0	0	0	0	0	0	0	0	0	0	0	L	20-23
12/08	at Titans	P	0	0	0	0.0	0.0	0	0	0	0	0	0	0	0	0	0	0	0	0	0	0	0	0	0	0	W	10-6
12/15	Jets	P	0	0	0	0.0	0.0	0	0	0	0	0	0	0	0	0	0	0	0	0	0	0	0	0	0	0	L	25-32
12/22	at Raiders	P	1	1	0	0.0	0.0	0	0	0	0	0	0	0	2	0	0	0	0	0	0	0	0	0	0	0	L	14-19
12/29	Titans	S	3	1	2	0.0	0.0	0	0	0	0	0	0	0	0	0	0	0	0	0	0	0	0	0	0	0	W	20-13
01/05	at Colts	S	10	5	5	0.0	0.0	0	0	0	0	0	0	0	1	0	0	0	0	0	0	0	0	0	0	0	L	23-26+
<b>2024 TOTALS</b>		<b>8-2</b>	<b>14</b>	<b>7</b>	<b>7</b>	<b>0.0</b>	<b>0.0</b>	<b>0</b>	<b>0</b>	<b>0</b>	<b>0</b>	<b>0</b>	<b>0</b>	<b>0</b>	<b>3</b>	<b>0</b>	<b>0</b>	<b>0</b>	<b>0</b>	<b>1</b>	<b>1</b>	<b>0</b>	<b>0</b>	<b>0</b>	<b>0</b>	<b>0</b>	<b>4-13</b>	

+ - Overtime





# JOHN WOLFORD | 18

**POSITION:** QUARTERBACK  
**HT:** 6-1 | **WT:** 218 | **DOB:** 10-16-1995  
**COLLEGE:** WAKE FOREST  
**HOMETOWN:** JACKSONVILLE, FLA.  
**ACQ:** FA-'24  
**EXP:** 5th YEAR

@johnwolford\_9  
 @johnwolford10

## KEY TRANSACTIONS

- Signed with the New York Jets as an undrafted free agent on 8/26/18
- Released by the Jets on 9/4/18
- Signed to the Los Angeles Rams' practice squad on 9/1/19
- Signed to Tampa Bay's practice squad on 8/31/23
- Signed to the active roster by Tampa Bay on 10/31/23
- Released by Tampa Bay on 8/27/24
- Signed to Jacksonville's practice squad on 12/3/24
- Signed to the active roster by Jacksonville on 2/17/25

## PRO

### 2024 (Jaguars)

- Spent time on the practice squad

### 2023 (Buccaneers)

- Did not play

### 2022 (L.A. Rams)

- Played in and started three games, completing 38-of-62 passes for 390 yards and one touchdown and rushing eight times for 32 yards
- **11/13 vs. ARI:** Completed 24-of-36 passes (66.7 percent) for 212 yards and one touchdown in his first career start

### 2021 (L.A. Rams)

- Appeared in three games
- **10/31 at HOU:** Completed one pass for five yards

### 2020 (L.A. Rams)

- Appeared in one postseason contest
- **1/9 at SEA:** Completed three passes for 29 yards in his NFL and postseason debut

### 2019 (L.A. Rams)

- Did not play

## COLLEGE

- Played four seasons at Wake Forest (2014-17)
- Became just the eighth quarterback in ACC history to accumulate 8,000 yards passing and 1,000 yards rushing
- Named Second-Team All-ACC as a senior (2017) after setting program records in passer rating (158.0), passing yards (3,192), touchdown passes (29), total offense (3,975) and total touchdowns (39)
- Became the first player in FBS since 2000 with 400 or more passing yards, 65 or more rushing yards and no interceptions in a bowl game after his performance in the 2017 Belk Bowl versus Texas A&M

## PERSONAL

- Attended Bishop Kenny High School (Jacksonville, Fla.)
- Named the Florida Times-Union's Offensive Player of the Year after throwing for 3,317 yards and 38 passing touchdowns as a senior in 2013
- Threw for a state-record 126 touchdowns, passing Tim Tebow
- Helped Bishop Kenny to a 10-0 record in 2011, the Class 5A Regional Finals in 2012 and a 10-1 record and the regional semifinals in 2013



**JOHN WOLFORD'S NFL REGULAR SEASON PASSING STATISTICS**

DATE	TEAM	GP	GS	ATT.	CMP.	PCT.	YDS	AVG.	TD	INT.	LG	SK	LST	RATE
2019	Rams	0	0	0	0	0.0	0	0.0	0	0	0	0	0	0.0
2020	Rams	1	1	38	22	57.9	231	6.1	0	1	38	2	8	64.7
2021	Rams	3	0	4	1	25.0	5	1.3	0	1	5	1	8	0.0
2022	Rams	3	3	62	38	61.3	390	6.3	1	3	30	7	49	64.6
2023	Buccaneers	0	0	0	0	0.0	0	0.0	0	0	0	0	0	0.0
2024	Jaguars	0	0	0	0	0.0	0	0.0	0	0	0	0	0	0.0
<b>TOTALS</b>		<b>7</b>	<b>4</b>	<b>104</b>	<b>61</b>	<b>58.7</b>	<b>626</b>	<b>6.0</b>	<b>1</b>	<b>5</b>	<b>38</b>	<b>10</b>	<b>65</b>	<b>59.2</b>

**JOHN WOLFORD'S NFL POSTSEASON PASSING STATISTICS**

DATE	TEAM	GP	GS	ATT.	CMP.	PCT.	YDS	AVG.	TD	INT.	LG	SK	LST	RATE
2020	Rams	1	1	6	3	50.0	29	4.8	0	0	15	1	0	63.9
2021	Rams	0	0	0	0	0.0	0	0.0	0	0	0	0	0	0.0
2023	Buccaneers	0	0	0	0	0.0	0	0.0	0	0	0	0	0	0.0
<b>TOTALS</b>		<b>1</b>	<b>1</b>	<b>6</b>	<b>3</b>	<b>50.0</b>	<b>29</b>	<b>4.8</b>	<b>0</b>	<b>0</b>	<b>15</b>	<b>1</b>	<b>0</b>	<b>63.9</b>

**JOHN WOLFORD'S NFL REGULAR SEASON RUSHING STATISTICS**

DATE	TEAM	NO.	YDS.	AVG.	LG	TD
2019	Rams	0	0	0.0	0	0
2020	Rams	6	56	9.3	14	0
2021	Rams	2	-1	-0.5	0	0
2022	Rams	8	32	4.0	14	0
2023	Buccaneers	0	0	0.0	0	0
2024	Jaguars	0	0	0.0	0	0
<b>TOTALS</b>		<b>16</b>	<b>87</b>	<b>5.4</b>	<b>14</b>	<b>0</b>

**JOHN WOLFORD'S NFL POSTSEASON RUSHING STATISTICS**

DATE	TEAM	NO.	YDS.	AVG.	LG	TD
2020	Rams	1	2	2.0	2	0
2021	Rams	0	0	0.0	0	0
2023	Buccaneers	0	0	0.0	0	0
<b>TOTALS</b>		<b>1</b>	<b>2</b>	<b>2.0</b>	<b>2</b>	<b>0</b>

**JOHN WOLFORD'S NFL REGULAR SEASON PASSING/RUSHING STATISTICS**

DATE	TEAM	GP	GS	PASSING											RUSHING				
				ATT.	CMP.	PCT.	YDS	AVG.	TD	INT.	LG	SK	LST	RATE	NO.	YDS.	AVG.	LG	TD
2019	Rams	0	0	0	0	0.0	0	0.0	0	0	0	0	0	0.0	0	0	0.0	0	0
2020	Rams	1	1	38	22	57.9	231	6.1	0	1	38	2	8	64.7	6	56	9.3	14	0
2021	Rams	3	0	4	1	25.0	5	1.3	0	1	5	1	8	0.0	2	-1	-0.5	0	0
2022	Rams	3	3	62	38	61.3	390	6.3	1	3	30	7	49	64.6	8	32	4.0	14	0
2023	Buccaneers	0	0	0	0	0.0	0	0.0	0	0	0	0	0	0.0	0	0	0.0	0	0
2024	Jaguars	0	0	0	0	0.0	0	0.0	0	0	0	0	0	0.0	0	0	0.0	0	0
<b>TOTALS</b>		<b>7</b>	<b>4</b>	<b>104</b>	<b>61</b>	<b>58.7</b>	<b>626</b>	<b>6.0</b>	<b>1</b>	<b>5</b>	<b>38</b>	<b>10</b>	<b>65</b>	<b>59.2</b>	<b>16</b>	<b>87</b>	<b>5.4</b>	<b>14</b>	<b>0</b>

**JOHN WOLFORD'S NFL POSTSEASON PASSING/RUSHING STATISTICS**

DATE	TEAM	GP	GS	PASSING											RUSHING				
				ATT.	CMP.	PCT.	YDS	AVG.	TD	INT.	LG	SK	LST	RATE	NO.	YDS.	AVG.	LG	TD
2020	Rams	1	1	6	3	50.0	29	4.8	0	0	15	1	0	63.9	1	2	2.0	2	0
2021	Rams	0	0	0	0	0.0	0	0.0	0	0	0	0	0	0.0	0	0	0.0	0	0
2023	Buccaneers	0	0	0	0	0.0	0	0.0	0	0	0	0	0	0.0	0	0	0.0	0	0
<b>TOTALS</b>		<b>1</b>	<b>1</b>	<b>6</b>	<b>3</b>	<b>50.0</b>	<b>29</b>	<b>4.8</b>	<b>0</b>	<b>0</b>	<b>15</b>	<b>1</b>	<b>0</b>	<b>63.9</b>	<b>1</b>	<b>2</b>	<b>2.0</b>	<b>2</b>	<b>0</b>

**SINGLE-GAME HIGHS: QUARTERBACK**

<b>Pass Attempts</b>	38 vs. Arizona Cardinals, Jan 03, 2021 36 vs. Arizona Cardinals, Nov 13, 2022	<b>Completion Percentage</b>	66.7 vs. Arizona Cardinals, Nov 13, 2022 57.9 vs. Arizona Cardinals, Jan 03, 2021
<b>Pass Completions</b>	24 vs. Arizona Cardinals, Nov 13, 2022 22 vs. Arizona Cardinals, Jan 03, 2021	<b>Passer Rating</b>	79.9 vs. Arizona Cardinals, Nov 13, 2022 64.7 vs. Arizona Cardinals, Jan 03, 2021
<b>Yards Passing</b>	231 vs. Arizona Cardinals, Jan 03, 2021 212 vs. Arizona Cardinals, Nov 13, 2022	<b>Rush Attempts</b>	6 vs. Arizona Cardinals, Jan 03, 2021 5 vs. Seattle Seahawks, Dec 04, 2022
<b>TD Passes</b>	1 vs. Arizona Cardinals, Nov 13, 2022	<b>Rushing Yards</b>	56 vs. Arizona Cardinals, Jan 03, 2021 29 vs. Seattle Seahawks, Dec 04, 2022
<b>Long Passes</b>	38 vs. Arizona Cardinals, Jan 03, 2021 30 vs. Seattle Seahawks, Dec 04, 2022	<b>Longest Runs</b>	14 vs. Seattle Seahawks, Dec 04, 2022 14 vs. Arizona Cardinals, Jan 03, 2021



**2024 GAME-BY-GAME REGULAR-SEASON STATISTICS (JAGUARS)**

DATE	OPPONENT	P/S	PASSING											RUSHING				SCORE						
			ATT	CMP	YDS	PCT	Y/A	Y/C	TD	INT	LG	SK/YD	RATE	ATT	YDS	LG	TD		W/L					
09/15	Browns																					L	13-18	
09/23	at Bills																						L	10-47
09/29	at Texans																						L	20-24
10/06	Colts																						W	37-34
10/13	at Bears																						L	16-35
10/20	Patriots																						W	32-16
10/27	Packers																						L	27-30
11/03	at Eagles																						L	23-28
11/10	Vikings																						L	7-12
11/17	at Lions																						L	6-52
12/01	Texans																						L	20-23
12/08	at Titans																						W	10-6
12/15	Jets																						L	25-32
12/22	at Raiders																						L	14-19
12/29	Titans																						W	20-13
01/05	at Colts																						L	23-26+
<b>2024 TOTALS</b>		<b>0-0</b>	<b>0</b>	<b>0</b>	<b>0</b>	<b>0.0</b>	<b>0.0</b>	<b>0.0</b>	<b>0.0</b>	<b>0</b>	<b>0</b>	<b>0</b>	<b>0/0</b>	<b>0.0</b>	<b>0</b>	<b>0</b>	<b>0</b>	<b>0</b>	<b>0</b>	<b>0</b>	<b>0</b>	<b>0</b>	<b>4-12</b>	

+ - Overtime





# SAL WORMLEY | 61

**POSITION:** OFFENSIVE LINEMAN  
**HT:** 6-3 | **WT:** 327 | **DOB:** 7-23-2001  
**COLLEGE:** PENN STATE  
**HOMETOWN:** NEWARK, N.J.  
**ACQ:** UDFA-'25  
**EXP:** R

@saleemwormley77

## KEY TRANSACTIONS

- Originally signed by Jacksonville as an undrafted free agent following the 2025 draft

## COLLEGE

- Played in 46 games over six seasons (2019-24) at Penn State
- Part of an offensive line unit that helped the team rush for 3,237 yards and 35 touchdowns, and post 6,883 yards of total offense during the 2024 season
- Helped the Nittany Lions to a College Football Playoff semi-final appearance

## PERSONAL

- Full name is Saleem Amir Wormley
- Son of Makena Wormley
- Attended Smyrna High School (Smyrna, Del.)
- Helped Smyrna to back-to-back state championships as a sophomore (2016) and junior (2017)
- Named to DISCA first-team all-state in 2017, two-time all-conference selection with first-team accolades in 2018 and second-team honors in 2017 and was selected to play in the Hall of Fame game
- Earned his degree in journalism

## SAL WORMLEY'S COLLEGE STATISTICS

DATE	TEAM	GP	GS
2019	Penn St.	1	0
2020	Penn St.	3	0
2021	Penn St.	1	0
2022	Penn St.	13	13
2023	Penn St.	12	11
2024	Penn St.	16	16
<b>TOTALS</b>		<b>46</b>	<b>40</b>

## COLLEGE 2024 GAME-BY-GAME STATISTICS (PENN ST.)

DATE	OPPONENT	P/S	W/L	SCORE
08/31	at West Virginia	S	W	34-12
09/07	Bowling Green	S	W	34-27
09/21	Kent St.	S	W	56-0
09/28	Illinois	S	W	21-7
10/05	UCLA	S	W	27-11
10/12	at Southern California	S	W	33-30+
10/26	at Wisconsin	S	W	28-13
11/02	Ohio St.	S	L	13-20
11/09	Washington	S	W	35-6
11/16	at Purdue	S	W	49-10
11/23	at Minnesota	S	W	26-25
11/30	Maryland	S	W	44-7
12/07	at Oregon	S	L	37-45
12/21	SMU	S	W	38-10
12/31	at Boise St.	S	W	31-14
01/09	Notre Dame	S	L	24-27
<b>2024 TOTALS</b>		<b>16-16</b>		<b>13-3</b>

+ - Overtime



# 2024 TEAM STATS

## WON 4, LOST 13

## DOUG PEDERSON (17 GAMES)

Date	Result	Score	Location	Yards	Points
09/08	L	17-20	at Miami	65,582	7
09/15	L	13-18	Cleveland	60,105	2
09/23	L	10-47	at Buffalo	70,316	0
09/29	L	20-24	at Houston	71,115	3
10/06	W	37-34	Indianapolis	60,214	1
10/13	L	16-35	at Chicago	61,182	0
10/20	W	32-16	New England	86,651	3
10/27	L	27-30	Green Bay	65,618	0
11/03	L	23-28	at Philadelphia	69,879	0
11/10	L	7-12	Minnesota	65,695	0
11/17	L	6-52	at Detroit	64,273	0
12/01	L	20-23	Houston	62,588	0
12/08	W	10-6	at Tennessee	61,644	0
12/15	L	25-32	N.Y. Jets	63,251	0
12/22	L	14-19	at Las Vegas	61,323	0
12/29	W	20-13	Tennessee	61,995	0
01/05	L	23-26 (OT)	at Indianapolis	63,041	0

## 2024 TEAM STATISTICS

	JAX	OPP.
<b>FIRST DOWNS</b>	<b>298</b>	<b>389</b>
Rushing	106	137
Passing	174	219
Penalty	18	33
Third Down-Made/Att	76/204	97/225
Third Down Efficiency	37.3%	43.1%
Fourth Down-Made/Att	14/26	14/24
Fourth Down Efficiency	53.8%	58.3%
<b>TOTAL NET YARDS</b>	<b>5,206</b>	<b>6,629</b>
Avg. Per Game	306.2	389.9
Total Plays	992	1,125
Avg. Per Play	5.2	5.9
<b>NET YARDS RUSHING</b>	<b>1,729</b>	<b>2,254</b>
Avg. Per Game	101.7	132.6
Total Rushes	414	511
Avg. Per Rush	4.2	4.4
<b>NET YARDS PASSING</b>	<b>3,477</b>	<b>4,375</b>
Avg. Per Game	204.5	257.4
Sacked/Yards Lost	32/240	34/230
Gross Yards	3,717	4,605
Attempts/Completions	546/343	580/389
Pct. of Completion	62.8%	67.1%
Had Intercepted	15	6
<b>PUNTS/AVERAGE</b>	<b>68/49.4</b>	<b>59/48.0</b>
Net Punting Average	44.8	41.6
<b>PUNT RETURN/AVG.</b>	<b>27/11.8</b>	<b>28/9.0</b>
<b>KICKOFF RETURN/AVG.</b>	<b>29/25.7</b>	<b>10/27.4</b>
<b>INTERCEPTION RETURN/AVG.</b>	<b>6/6.8</b>	<b>15/5.5</b>
<b>PENALTIES/YARDS</b>	<b>99/787</b>	<b>105/808</b>
<b>FUMBLES/BALL LOST</b>	<b>19/9</b>	<b>8/3</b>
<b>TOUCHDOWNS</b>	<b>34</b>	<b>48</b>
Rushing	13	19
Passing	19	29
Returns	2	0
<b>EXTRA POINTS/ATTEMPTS</b>	<b>27/27</b>	<b>41/42</b>
<b>TWO POINT CONVERSION/ATT.</b>	<b>4/7</b>	<b>1/6</b>
<b>FIELD GOALS/ATTEMPTS</b>	<b>27/29</b>	<b>34/40</b>
<b>AVG. TIME OF POSSESSION</b>	<b>26:56</b>	<b>33:04</b>

	* SCORE BY PERIODS					PTS
	Q1	Q2	Q3	Q4	OT	
TEAM	54	92	74	100	0	320
OPPONENTS	75	142	80	135	3	435

SCORING	TD	RU	PA	RT	K-PAT	FG	2PT	S	PTS
C. Little	0	0	0	0	27/27	27/29	0	0	108
B. Thomas Jr.	10	0	10	0	0/0	0/0	2	0	64
T. Bigsby	7	7	0	0	0/0	0/0	0	0	42
P. Washington	4	0	3	1	0/0	0/0	1	0	26
T. Lawrence	3	3	0	0	0/0	0/0	0	0	18
G. Davis	2	0	2	0	0/0	0/0	0	0	12
T. Etienne Jr.	2	2	0	0	0/0	0/0	0	0	12
B. Strange	2	0	2	0	0/0	0/0	0	0	12
E. Ingram	1	0	1	0	0/0	0/0	1	0	8
M. Jones	1	1	0	0	0/0	0/0	0	0	6
C. Kirk	1	0	1	0	0/0	0/0	0	0	6
T. Walker	1	0	0	1	0/0	0/0	0	0	6
TEAM	34	13	19	2	27/27	27/29	4	0	320
OPPONENTS	48	19	29	0	41/42	34/40	1	1	435

2-Pt Conv: E. Ingram 1, P. Washington 1, B. Thomas Jr. 2, TM 4-7, OPP 1-6

C. Little: (53G) (22G, 43RU, 25G) (41G) (41G, 52G) (23G, 30G, 49G) (30G) (21G) (39G, 47G) (-) (-) (59G, 35G) (33G, 30G, 55WR) (23G) (28G, 23G, 43G, 43G) (-) (48G, 44G) (53G, 28G, 53G)  
 OPP: (42WL, 37G, 32G) (53G, 38G, 44G) (27G, 43G) (30G) (30G, 37G) (43B) (41G) (31G, 38G, 24G) (43G, 57RU) (45G, 33G, 34G, 29G) (54G) (53G, 30G, 28G) (46G, 39G) (43G, 48WR) (49G, 37G, 46WR) (39G, 28G) (49G, 36G, 51WR, 45G, 38G)

SACKS: T. Walker 10.5, J. Hines-Allen 8.0, M. Smith 3.0, J. Ledbetter 2.0, D. Lloyd 2.0, R. Robertson-Harris 2.0, A. Armstead 2.0, J. Jones 2.0, J. Jefferson 1.0, F. Oluokun 1.0, E. Otomewo 0.5, TM 34.0, OPP 32.0  
 FUM/LOST: T. Bigsby 4/1, T. Lawrence 3/1, M. Jones 2/2, M. Morse 2/0, P. Washington 2/0, B. Strange 1/1, T. Etienne Jr. 1/1, A. Trammell 1/1, E. Ingram 1/1, G. Davis 1/1, D. Duvernay 1/0, TM 19/9, OPP 8/3

* PASSING	ATT	CMP	YDS	CMP%	YDS/ATT	TD	TD%	INT	INT%	LONG	SACK	LOST	RATING
T. Lawrence	284	172	2,045	60.6	7.2	11	3.9	7	2.5	85t	18	140	85.2
M. Jones	262	171	1,672	65.3	6.4	8	3.1	8	3.1	62t	14	100	80.5
TEAM	546	343	3,717	62.8	6.8	19	3.5	15	2.7	85t	32	240	83.0
OPPONENTS	580	389	4,605	67.1	7.9	29	5.0	6	1.0	80t	34	230	103.4

* RUSHING	NO.	YDS	AVG	LONG	TD
T. Bigsby	168	766	4.6	65t	7
T. Etienne Jr.	150	558	3.7	22	2
D. Johnson	32	143	4.5	22	0
T. Lawrence	26	119	4.6	33	3
M. Jones	28	92	3.3	13	1
B. Thomas Jr.	6	48	8.0	18	0
D. Duvernay	4	3	0.8	4	0
TEAM	414	1,729	4.2	65t	13
OPPONENTS	511	2,254	4.4	38t	19

* RECEIVING	TAR	NO.	YDS	AVG	LONG	TD
B. Thomas Jr.	133	87	1,282	14.7	85t	10
E. Ingram	64	47	365	7.8	24	1
B. Strange	53	40	411	10.3	30	2
T. Etienne Jr.	52	39	254	6.5	26	0
P. Washington	51	32	390	12.2	30	3
C. Kirk	47	27	379	14.0	61	1
G. Davis	42	20	239	12.0	22	2
D. Johnson	19	12	96	8.0	26	0
L. Farrell	17	12	67	5.6	11	0
D. Duvernay	16	11	79	7.2	28	0
T. Bigsby	12	7	54	7.7	28	0
T. Jones	5	3	41	13.7	20	0
J. Reynolds	5	1	11	11.0	11	0
A. Trammell	3	2	40	20.0	22	0
J. Deguara	3	3	14	4.7	8	0
TEAM	522	343	3,722	10.9	85t	19
OPPONENTS	562	389	4,605	11.8	80t	29

* INTERCEPTIONS	NO.	YDS	AVG	LONG	TD
A. Cisco	1	22	22.0	22	0
D. Savage	1	16	16.0	16	0
D. Lloyd	1	3	3.0	3	0
M. Brown	1	0	0.0	0	0
J. Jones	1	0	0.0	0	0
F. Oluokun	1	0	0.0	0	0
TEAM	6	41	6.8	22	0
OPPONENTS	15	82	5.5	31	0

* FUMBLES	FUM	LST	FF	REC	TD
M. Jones	2	2	0	1	0
T. Bigsby	4	1	0	1	0
G. Davis	1	1	0	0	0
E. Ingram	1	1	0	0	0
T. Etienne Jr.	1	1	0	1	0
T. Lawrence	3	1	0	1	0
B. Strange	1	1	0	0	0
A. Trammell	1	1	0	0	0
D. Duvernay	1	0	0	0	0
D. Johnson	0	0	0	1	0
M. Morse	2	0	0	1	0
E. Otomewo	0	0	0	1	0
P. Washington	2	0	0	2	0
TEAM	19	9	0	10	0
OPPONENTS	8	3	0	1	0

* PUNTING	NO.	YDS	AVG	NET	TB	IN	LG	B
L. Cooke	68	3,359	49.4	44.8	3	34	73	0
TEAM	68	3,359	49.4	44.8	3	34	73	0
OPPONENTS	59	2,833	48.0	41.6	3	34	66	0

* PUNT RETURNS	RET	FC	YDS	AVG	LONG	TD
D. Duvernay	19	16	167	8.8	53	0
P. Washington	6	4	144	24.0	96t	1
A. Trammell	2	0	7	3.5	6	0
TEAM	27	20	318	11.8	96t	1
OPPONENTS	28	19	251	9.0	22	0

* KICKOFF RETURNS	NO.	YDS	AVG	LONG	TD
D. Duvernay	14	351	25.1	34	0
T. Bigsby	6	195	32.5	41	0
P. Washington	5	122	24.4	30	0
T. Jones	2	43	21.5	23	0
K. Robinson	2	34	17.0	20	0
TEAM	29	745	25.7	41	0
OPPONENTS	10	274	27.4	34	0

* FIELD GOALS	1-19	20-29	30-39	40-49	50+
C. Little	0/0	8/8	6/6	8/9	5/6
TEAM	0/0	8/8	6/6	8/9	5/6
OPPONENTS	0/0	5/5	15/15	10/14	4/6



# 2024 DEFENSIVE STATS

## 2024 REGULAR SEASON JACKSONVILLE JAGUARS DEFENSIVE STATS (THROUGH WEEK 18)

POS.	PLAYER	TKL.	AST.	COMB	TFL	SACKS/SK.	YDS.	PR	FR	FF	INT./YDS.	PD
LB	D. Lloyd	61	52	113	7	2.0/13.0		5	0	1	1/3	4
LB	F. Oluokun	60	47	107	6	1.0/9.0		1	0	0	1/0	7
CB	M. Brown	55	20	75	6	0.0/0.0		0	0	0	1/0	8
LB	V. Miller	48	26	74	4	0.0/0.0		0	0	1	0/0	3
S	A. Johnson	54	18	72	1	0.0/0.0		0	0	0	0/0	2
S	A. Cisco	43	24	67	1	0.0/0.0		0	0	0	1/22	7
DT	D. Hamilton	34	28	62	5	0.0/0.0		2	0	0	0/0	0
DE	T. Walker	31	30	61	13	10.5/89.0		15	1	2	0/0	1
CB	T. Campbell	42	17	59	2	0.0/0.0		0	0	0	0/0	6
S	D. Savage	41	10	51	2	0.0/0.0		0	0	0	1/16	6
CB	R. Darby	36	10	46	3	0.0/0.0		0	0	0	0/0	9
DE	J. Hines-Allen	26	19	45	10	8.0/53.0		19	1	1	0/0	2
CB	J. Jones	30	10	40	1	2.0/9.0		2	0	0	1/0	8
NT	J. Ledbetter	20	18	38	8	2.0/15.0		4	0	0	0/0	0
LB	C. Muma	11	19	30	0	0.0/0.0		0	0	0	0/0	0
DE	A. Armstead	21	8	29	3	2.0/11.0		7	0	0	0/0	3
NT	T. Lacy	10	15	25	2	0.0/0.0		1	0	0	0/0	0
DT	M. Smith	10	7	17	3	3.0/9.0		4	0	0	0/0	3
LB	Y. Abdullah	11	4	15	0	0.0/0.0		1	0	0	0/0	0
S	A. Wingard	7	7	14	0	0.0/0.0		0	0	0	0/0	3
NT	J. Jefferson	5	7	12	1	1.0/9.0		1	0	0	0/0	1
CB	D. Prince	6	2	8	0	0.0/0.0		0	0	0	0/0	1
DE	M. Cole	4	4	8	1	0.0/0.0		0	0	0	0/0	0
DT	R. Robertson-Harris	5	2	7	3	2.0/11.0		4	0	0	0/0	0
	C. Braswell	1	4	5	0	0.0/0.0		0	0	0	0/0	0
DT	E. Otomewo	0	4	4	0	0.5/2.0		2	0	0	0/0	0
CB	T. Flowers	3	0	3	0	0.0/0.0		0	0	0	0/0	0
	J. Gaziano	2	1	3	0	0.0/0.0		0	0	0	0/0	0
	D. Coleman	1	2	3	0	0.0/0.0		0	0	0	0/0	0
S	D. Thomas	1	2	3	0	0.0/0.0		0	0	0	0/0	0
<b>TOTALS</b>		<b>679</b>	<b>417</b>	<b>1096</b>	<b>82</b>	<b>34.0/230.0</b>		<b>68</b>	<b>2</b>	<b>5</b>	<b>6/41</b>	<b>74</b>

## 2024 REGULAR SEASON JAGUARS SPECIAL TEAMS STATS

POS.	PLAYER	TKL.	AST.	COMB.
LB	Johnson, Caleb	6	3	9
S	Thomas, Daniel	4	3	7
LB	Miller, Ventrell	5	1	6
TE	Deguara, Josiah	3	2	5
LB	Abdullah, Yasir	3	0	3
WR	Jones, Tim	1	2	3
TE	Farrell, Luke	2	0	2
LS	Maticcik, Ross	1	1	2
LB	Muma, Chad	1	1	2
S	Cisco, Andre	1	0	1
H/P	Cooke, Logan	1	0	1
S	Johnson, Antonio	1	0	1
	Pittman, Anthony	1	0	1
S	Wingard, Andrew	1	0	1
LB	Giles-Harris, Joe	0	1	1
RB	Johnson, D'Ernest	0	1	1
	Muse, Tanner	0	1	1
TE	Strange, Brenton	0	1	1
<b>TOTALS</b>		<b>31</b>	<b>17</b>	<b>48</b>

## DEFENSIVE SCORES

### INT (0)

**FR (1)** (5:26) (Shotgun) S.Barkley left end to PHI 34 for 4 yards. FUMBLES, RECOVERED by JAX-T.Walker at PHI 35. T.Walker for 35 yards. \*\* Injury Update: PHI-F.Johnson has returned to the game. @ PHI (11/03/24)

### Safety (0)

## SPECIAL TEAMS BIG PLAYS

### FR (1)

(12:56) L.Cooke punts 45 yards to HST 10, Center-R.Maticcik. S.Sims MUFFS catch, RECOVERED by JAX-D.Thomas at HST 2. @ HOU (09/29/24)

### TD (1)

(1:55) B.Baringer punts 66 yards to JAX 4, Center-J.Cardona. P.Washington for 96 yards. vs. NE (10/20/24)

### BLK (2)

T.Bass extra point is Blocked (R.Robertson-Harris), Center-R.Ferguson, Holder-S.Martin. @ BUF (09/23/24)  
(3:25) C.Shelton and D.Kramer reported in as eligible. C.Santos 43 yard field goal is BLOCKED (R.Robertson-Harris), Center-C.Kmet, Holder-T.Taylor. @ CHI (10/13/24)

REGULAR SEASON DEFENSIVE AND SPECIAL TEAMS STATISTICS ARE BASED ON PRESS BOX STATISTICS.



# 2024 BIG PLAYS: RUSH 10+, RECEPTIONS 20+, RETURNS 30+

DATE OPPONENT	RUSHES				RECEPTIONS				RETURNS			
	GAIN	PLAYER	QTR	DR RESULT	GAIN	PLAYER	QTR	DR RESULT	GAIN	PLAYER	QTR	DR RESULT
09/08 at Miami	17	Tank Bigsby	1	TD	20	Gabe Davis	1	TD				
	26	Tank Bigsby	3'	Fumble	30	Christian Kirk	2	TD				
	10	Travis Etienne Jr.	3'	Fumble	20	Gabe Davis	2	FG				
	11	Travis Etienne Jr.	4	Punt	22	Gabe Davis	3	Fumble				
09/15 Cleveland	20	Travis Etienne Jr.	2'	FG	26	Brenton Strange	3	Miss FG				
	33	Trevor Lawrence	2'	FG	66	Brian Thomas Jr.	3	TD				
	12	Travis Etienne Jr.	4	FG	30	Brenton Strange	4	FG				
	12	Trevor Lawrence	4	Game	22	Gabe Davis	4'	Game				
09/23 at Buffalo	14	Travis Etienne Jr.	4	Fumble	24	Christian Kirk	3	TD				
	22	Travis Etienne Jr.	4'	Downs								
	11	D'Ernest Johnson	4	Downs								
09/29 at Houston	22	Tank Bigsby	1	FG	20	Christian Kirk	3	Punt				
	12	Travis Etienne Jr.	3'	TD	32	Brian Thomas Jr.	3	TD				
	13	Brian Thomas Jr.	3'	TD								
	13	Travis Etienne Jr.	3'	Downs								
	58	Tank Bigsby	3	Downs								
10/06 Indianapolis	19t	Tank Bigsby	3	TD	28	Tank Bigsby	2	FG	53	Devin Duvernay (PR)	3	Punt
	65t	Tank Bigsby	4	TD	85t	Brian Thomas Jr.	2	TD				
10/13 at Chicago	10	Trevor Lawrence	1	FG	24	Evan Engram	3	Fumble	41	Tank Bigsby (KR)	2	Punt
	13	D'Ernest Johnson	4	TD	21t	Gabe Davis	3	TD	33	Tank Bigsby (KR)	3	Fumble
					24	Christian Kirk	2	TD	96t	Parker Washington (PR)	2	Punt
10/20 New England	10	D'Ernest Johnson	2'	TD	58	Brian Thomas Jr.	2	TD				
	13	Tank Bigsby	2'	TD	26	D'Ernest Johnson	3	FG				
	10	Tank Bigsby	2	TD								
	11	Trevor Lawrence	3'	Downs								
	12	Tank Bigsby	3'	Downs								
	12	Tank Bigsby	3	Downs								
10/27 Green Bay	14	Tank Bigsby	2	TD	33	Christian Kirk	2	TD	30	Parker Washington (KR)	2	FG
	16	Tank Bigsby	3	TD	23	Parker Washington	2'	FG				
	14	Tank Bigsby	4	FG	28	Brian Thomas Jr.	2'	FG				
					20	Tim Jones	3'	TD				
					26	Christian Kirk	3'	TD				
					21	Brenton Strange	4	FG				
					20	D'Ernest Johnson	4'	TD				
11/03 at Philadelphia	16	Travis Etienne Jr.	3	TD	24	Evan Engram	4	TD	41	Tank Bigsby (KR)	3	TD
	10	Tank Bigsby	4	TD	22	Austin Trammell	4	INT	35t	Travon Walker (FR)	3	Fumble
	18	Travis Etienne Jr.	1	TD	23	Brenton Strange	1	TD				
11/17 at Detroit					24	Brian Thomas Jr.	2	FG				
					21	Brian Thomas Jr.	3	INT				
					23	Brian Thomas Jr.	4	Downs				
12/01 Houston	11	Brian Thomas Jr.	2	FG	30	Parker Washington	1	Punt				
	19	Tank Bigsby	4	TD	56	Brian Thomas Jr.	3	FG				
					22t	Parker Washington	4	TD				
					21	Parker Washington	4	TD				
					21	Travis Etienne Jr.	1	INT				
12/08 at Tennessee	12	Tank Bigsby	4	FG	21	Brenton Strange	1	Punt				
	11	Travis Etienne Jr.	4	TD	21	Brian Thomas Jr.	4'	TD				
					31	Brian Thomas Jr.	4	TD				
					21	Brian Thomas Jr.	4'	TD				
12/15 N.Y. Jets	13	Mac Jones	2'	FG	41	Brian Thomas Jr.	3	FG	34	Devin Duvernay (KR)	1	INT
	10	Travis Etienne Jr.	2'	FG	28	Devin Duvernay	4	TD				
	14	Tank Bigsby	3	FG	29	Parker Washington	4	FG				
12/22 at Las Vegas	10	Tank Bigsby	1	Punt	62t	Brian Thomas Jr.	3	TD				
	12	Travis Etienne Jr.	1	Punt	20	Brian Thomas Jr.	4	Downs				
	10	Tank Bigsby	2	Fumble								
12/29 Tennessee	15	Travis Etienne Jr.	1	Punt	26	Travis Etienne Jr.	1	Punt	30	Devin Duvernay (KR)	1	FG
	18	Brian Thomas Jr.	2	TD	31	Brian Thomas Jr.	2	FG	32	Devin Duvernay (KR)	4	Punt
					24	Parker Washington	4	TD				
01/05 at Indianapolis	11	Travis Etienne Jr.	1'	TD	41	Brian Thomas Jr.	2	FG				
	11	Tank Bigsby	1'	TD	26	Brenton Strange	4	TD				
	22	D'Ernest Johnson	4	TD	20	Brian Thomas Jr.	5	Downs				
	12	Mac Jones	4	FG								

\* - result within the same drive



# 2024 BIG YARDAGE GAMES

## 2024 REGULAR SEASON BIG YARDAGE GAMES

100-YARD PASS RECEIVERS							
DATE	OPPONENT	PLAYER	REC.	YDS.	AVG.	LG	TD
10/6	vs. Colts	Brian Thomas Jr.	5	122	24.4	85T	1
10/13	at Bears	Evan Engram	10	102	10.2	24	0
12/1	vs. Texans	Parker Washington	6	103	17.2	30	1
12/15	vs. Jets	Brian Thomas Jr.	10	105	10.5	41	2
12/22	at Raiders	Brian Thomas Jr.	9	132	14.7	62T	1
1/5	at Colts	Brian Thomas Jr.	7	103	14.7	41	0

100-YARD RUSHERS							
DATE	OPPONENT	PLAYER	ATT.	YDS.	AVG.	LG	TD
10/6	vs. Colts	Tank Bigsby	13	101	7.8	65T	2
10/20	vs. Patriots	Tank Bigsby	26	118	4.5	13	2

300-YARD PASSERS							
DATE	OPPONENT	PLAYER	ATT.	YDS.	COMP.	LG	TD
10/6	vs. Colts	Trevor Lawrence	34	371	28	85T	2
10/27	vs. Packers	Trevor Lawrence	32	308	21	33	2

## 2024 OPPONENTS BIG YARDAGE GAMES

100-YARD PASS RECEIVERS							
DATE	OPPONENT	PLAYER	REC.	YDS.	AVG.	LG	TD
9/8	at Dolphins	Tyreek Hill	7	130	18.6	80T	1
9/8	at Dolphins	Jaylen Waddle	5	109	21.8	63	0
9/29	at Texans	Nico Collins	12	151	12.6	26	1
10/6	vs. Colts	Alec Pierce	3	134	44.7	65T	1
11/17	at Lions	Amon-Ra St. Brown	11	161	14.6	27T	2
11/17	at Lions	Jameson Williams	4	124	31.0	64T	1
12/1	vs. Texans	Nico Collins	8	119	14.9	40	0
12/15	vs. Jets	Davante Adams	9	198	22.0	71T	2

100-YARD RUSHERS							
DATE	OPPONENT	PLAYER	ATT.	YDS.	AVG.	LG	TD
10/27	vs. Packers	Josh Jacobs	25	127	5.1	38T	2
11/3	at Eagles	Saquon Barkley	27	159	5.9	21	1
12/1	vs. Texans	Joe Mixon	20	101	5.1	30	1
12/8	at Titans	Tony Pollard	21	102	4.9	21	0
1/5	at Colts	Jonathan Taylor	34	177	5.2	17	1

300-YARD PASSERS							
DATE	OPPONENT	PLAYER	ATT.	YDS.	COMP.	LG	TD
9/8	at Dolphins	Tua Tagovailoa	37	338	23	80T	1
9/29	at Texans	C.J. Stroud	40	345	27	31	2
10/6	vs. Colts	Joe Flacco	44	359	33	65T	3
11/17	at Lions	Jared Goff	29	412	24	64T	4



# 2024 TAKEAWAY/GIVEAWAY CHART - JAGUARS AND OPPONENT

DATE	OPPONENT	FORCED TURNOVERS			TURNOVERS CONVERTED					OUTCOME
		FUM	INTS	TOTAL	TD	FG	PTS.	PTS. PCT.	TD PCT.	NET DIFF.
09/08	Jacksonville	0	0	0	0	0	0	0.0	0.0	-1
	at Miami	1	0	1	1	0	7	100.0	100.0	+1
09/15	Jacksonville	0	0	0	0	0	0	0.0	0.0	0
	Cleveland	0	0	0	0	0	0	0.0	0.0	0
09/23	Jacksonville	0	0	0	0	0	0	0.0	0.0	-2
	at Buffalo	1	1	2	2	0	14	100.0	100.0	+2
09/29	Jacksonville	1	0	1	1	0	7	100.0	100.0	+1
	at Houston	0	0	0	0	0	0	0.0	0.0	-1
10/06	Jacksonville	1	0	1	0	1	3	100.0	0.0	-1
	Indianapolis	1	1	2	0	0	0	0.0	0.0	+1
10/13	Jacksonville	0	1	1	0	0	0	0.0	0.0	-1
	at Chicago	1	1	2	2	0	14	100.0	100.0	+1
10/20	Jacksonville	0	0	0	0	0	0	0.0	0.0	0
	New England	0	0	0	0	0	0	0.0	0.0	0
10/27	Jacksonville	0	1	1	0	0	0	0.0	0.0	-1
	Green Bay	1	1	2	2	0	14	100.0	100.0	+1
11/03	Jacksonville	1	0	1	1	0	8	100.0	100.0	-2
	at Philadelphia	1	2	3	2	0	13	66.7	100.0	+2
11/10	Jacksonville	0	3	3	0	0	0	0.0	0.0	0
	Minnesota	1	2	3	0	1	3	33.3	0.0	0
11/17	Jacksonville	0	0	0	0	0	0	0.0	0.0	-1
	at Detroit	0	1	1	1	0	7	100.0	100.0	+1
12/01	Jacksonville	0	0	0	0	0	0	0.0	0.0	-1
	Houston	0	1	1	0	1	3	100.0	0.0	+1
12/08	Jacksonville	0	0	0	0	0	0	0.0	0.0	-2
	at Tennessee	0	2	2	0	0	0	0.0	0.0	+2
12/15	Jacksonville	0	0	0	0	0	0	0.0	0.0	-2
	N.Y. Jets	0	2	2	0	0	0	0.0	0.0	+2
12/22	Jacksonville	0	0	0	0	0	0	0.0	0.0	-2
	at Las Vegas	2	0	2	0	0	0	0.0	0.0	+2
12/29	Jacksonville	0	1	1	1	0	7	100.0	100.0	+1
	Tennessee	0	0	0	0	0	0	0.0	0.0	-1
01/05	Jacksonville	0	0	0	0	0	0	0.0	0.0	-1
	at Indianapolis	0	1	1	0	0	0	0.0	0.0	+1
<b>JAGUARS</b>		<b>3</b>	<b>6</b>	<b>9</b>	<b>3</b>	<b>1</b>	<b>25</b>	<b>44.4</b>	<b>33.3</b>	<b>-15</b>
<b>OPPONENTS</b>		<b>9</b>	<b>15</b>	<b>24</b>	<b>10</b>	<b>2</b>	<b>75</b>	<b>50.0</b>	<b>41.7</b>	<b>+15</b>



# 2024 TURNOVER CHART

## 2024 REGULAR SEASON - DEFENSIVE TAKEAWAYS

DATE	OPPONENT	TAKEAWAY	QTR.	SCORE	YD-LINE	RESULT
09/08	at Miami	None				
09/15	Cleveland	None				
09/23	at Buffalo	None				
09/29	at Houston	None				
10/06	Indianapolis	J. Hines-Allen FR (T. Walker FF)	2	10-10	IND-25	FG
10/13	at Chicago	A. Cisco INT (C. Williams)	2	3-7	JAX-7	Punt
10/20	New England	None				
10/27	Green Bay	J. Jones INT (J. Love)	2	0-0	JAX-6	INT
11/03	at Philadelphia	T. Walker FR (S. Barkley fumble)	3	16-22	PHI-35	TD
11/10	Minnesota	F. Oluokun INT (S. Darnold)	1	7-3	JAX-22	Punt
		M. Brown INT (S. Darnold: touchback)	2	7-3	JAX-(-5)	Punt
		D. Savage INT (S. Darnold)	3	7-3	JAX-0	Punt
11/17	at Detroit	None				
12/01	Houston	None				
12/08	at Tennessee	None				
12/15	N.Y. Jets	None				
12/22	at Las Vegas	None				
12/29	Tennessee	D. Lloyd INT (M. Rudolph)	2	3-0	TEN-46	TD
01/05	at Indianapolis	None				

## 2024 REGULAR SEASON - OFFENSIVE GIVEAWAYS

DATE	OPPONENT	TAKEAWAY	QTR.	SCORE	YD-LINE	RESULT
09/08	at Miami	T. Etienne Jr. fumble (J. Holland FF; K. Kohou FR: touchback)	3	17-7	MIA-(-9)	TD
09/15	Cleveland	None				
09/23	at Buffalo	T. Lawrence INT (D. Hamlin)	2	3-20	BUF-40	TD
		M. Jones fumble (J. Solomon FF; C. Toohill FR)	4	10-40	JAX-21	TD
09/29	at Houston	None				
10/06	Indianapolis	G. Davis fumble (J. Jones FF; C. Lammons FR)	2	10-10	IND-34	Fumble
		T. Lawrence INT (N. Cross)	3	13-10	IND-2	Punt
10/13	at Chicago	E. Ingram fumble (T. Edwards FF; E. Hicks FR)	3	3-14	CHI-40	TD
		T. Lawrence INT (J. Blackwell)	4	10-28	JAX-46	TD
10/20	New England	None				
10/27	Green Bay	T. Lawrence INT (X. McKinney)	2	0-0	JAX-28	TD
		T. Lawrence fumble (E. Cooper FF; D. Wyatt FR)	4	17-20	JAX-5	TD
11/03	at Philadelphia	T. Lawrence INT (Z. Baun)	2	0-10	JAX-42	TD
		T. Lawrence INT (N. Dean: touchback)	4	23-28	PHI-(-3)	EOG
11/10	Minnesota	M. Jones fumble (H. Phillips FR)	4	7-9	JAX-25	FG
		M. Jones INT (B. Murphy Jr.)	4	7-12	JAX-49	Punt
		M. Jones INT (C. Bynum: touchback)	4	7-12	MIN-(-2)	EOG
11/17	at Detroit	M. Jones INT (K. Joseph)	3	6-42	DET-4	TD
12/01	Houston	T. Lawrence INT (D. Stingley Jr.)	2	0-3	HST-25	FG
12/08	at Tennessee	M. Jones INT (C. Awuzie)	1	0-3	TEN-29	Punt
		M. Jones INT (O. Reese IV)	2	0-3	TEN-49	End of Half
12/15	N.Y. Jets	M. Jones INT (J. Mills)	1	7-7	NYJ-12	Punt
		M. Jones INT (S. Gardner)	4	25-32	NYJ-13	EOG
12/22	at Las Vegas	T. Bigsby fumble (I. Pola-Mao FF; T. Moehrig FR)	2	7-13	JAX-45	Punt
		B. Strange fumble (I. Pola-Mao FF; T. Harper FR)	2	7-13	LV-33	End of Half
12/29	Tennessee	None				
01/05	at Indianapolis	M. Jones INT (J. Blackmon)	3	13-20	IND-1	Missed FG



# 2024 TURNOVER CHART

## 2024 REGULAR SEASON - SPECIAL TEAMS/MISC TAKEAWAYS

DATE	OPPONENT	TAKEAWAY	QTR.	SCORE	YD-LINE	RESULT
09/29	at Houston	D. Thomas FR (S. Sims fumble)	1	0-0	HST-2	TD

## 2024 REGULAR SEASON - SPECIAL TEAMS/MISC GIVEAWAYS

DATE	OPPONENT	TAKEAWAY	QTR.	SCORE	YD-LINE	RESULT
11/03	at Philadelphia	A. Trammell fumble (S. Brown FF; K. Ringo FR)	1	0-0	JAX-20	TD



# 2024 RED ZONE + OPPONENTS

## JAGUARS 2024 REGULAR SEASON INSIDE 20 EFFICIENCY

		JAGUARS											Drive Ends			Score		
Date	Opponent	Num Drives	TD	PAT	2-Pt.	Miss PAT	FG	FGA	Blk/MFG	INT	Fum	Dwns	Half	Game	Pts	TD%	Pct.	Pts/Poss
09/08	at Miami	3	2	2	0	0	0	0	0	0	1	0	0	0	14	66.7	66.7	4.7
09/15	Cleveland	4	1	1	0	0	2	3	1	0	0	0	0	0	13	25.0	75.0	3.3
09/23	at Buffalo	4	1	1	0	0	1	1	0	0	0	2	0	0	10	25.0	50.0	2.5
09/29	at Houston	3	2	2	0	0	0	0	0	0	0	1	0	0	14	66.7	66.7	4.7
10/06	Indianapolis	4	2	2	0	0	2	2	0	0	0	0	0	0	20	50.0	100.0	5.0
10/13	at Chicago	3	2	1	0	0	1	1	0	0	0	0	0	0	16	66.7	100.0	5.3
10/20	New England	5	3	3	0	0	1	1	0	0	0	1	0	0	24	60.0	80.0	4.8
10/27	Green Bay	3	3	3	0	0	0	0	0	0	0	0	0	0	21	100.0	100.0	7.0
11/03	at Philadelphia	3	2	1	1	0	0	0	0	1	0	0	0	0	15	66.7	66.7	5.0
11/10	Minnesota	1	1	1	0	0	0	0	0	0	0	0	0	0	7	100.0	100.0	7.0
11/17	at Detroit	1	0	0	0	0	1	1	0	0	0	0	0	0	3	0.0	100.0	3.0
12/01	Houston	4	2	0	1	0	2	2	0	0	0	0	0	0	20	50.0	100.0	5.0
12/08	at Tennessee	2	1	1	0	0	1	1	0	0	0	0	0	0	10	50.0	100.0	5.0
12/15	N.Y. Jets	4	2	1	0	0	2	2	0	0	0	0	0	0	19	50.0	100.0	4.8
12/22	at Las Vegas	1	1	1	0	0	0	0	0	0	0	0	0	0	7	100.0	100.0	7.0
12/29	Tennessee	2	2	2	0	0	0	0	0	0	0	0	0	0	14	100.0	100.0	7.0
01/05	at Indianapolis	3	2	2	0	0	1	1	0	0	0	0	0	0	17	66.7	100.0	5.7
<b>TOTALS</b>		<b>50</b>	<b>29</b>	<b>24</b>	<b>2</b>	<b>0</b>	<b>14</b>	<b>15</b>	<b>1</b>	<b>1</b>	<b>1</b>	<b>4</b>	<b>0</b>	<b>0</b>	<b>244</b>	<b>58.0</b>	<b>86.0</b>	<b>4.9</b>

## OPPONENT 2024 REGULAR SEASON INSIDE 20 EFFICIENCY

		OPPONENT											Drive Ends			Score		
Date	Opponent	Num Drives	TD	PAT	2-Pt.	Miss PAT	FG	FGA	Blk/MFG	INT	Fum	Dwns	Half	Game	Pts	TD%	Pct.	Pts/Poss
09/08	at Miami	2	1	1	0	0	1	1	0	0	0	0	0	0	10	50.0	100.0	5.0
09/15	Cleveland	1	1	1	0	0	0	0	0	0	0	0	0	0	7	100.0	100.0	7.0
09/23	at Buffalo	5	4	3	0	1	1	1	0	0	0	0	0	0	30	80.0	100.0	6.0
09/29	at Houston	4	3	3	0	0	1	1	0	0	0	0	0	0	24	75.0	100.0	6.0
10/06	Indianapolis	5	3	3	0	0	2	2	0	0	0	0	0	0	27	60.0	100.0	5.4
10/13	at Chicago	4	4	4	0	0	0	0	0	0	0	0	0	0	28	100.0	100.0	7.0
10/20	New England	2	2	1	0	0	0	0	0	0	0	0	0	0	13	100.0	100.0	6.5
10/27	Green Bay	6	2	2	0	0	3	3	0	1	0	0	0	0	23	33.3	83.3	3.8
11/03	at Philadelphia	4	3	0	0	0	1	1	0	0	0	0	0	0	21	75.0	100.0	5.3
11/10	Minnesota	5	0	0	0	0	3	3	0	2	0	0	0	0	9	0.0	60.0	1.8
11/17	at Detroit	5	5	5	0	0	0	0	0	0	0	0	0	0	35	100.0	100.0	7.0
12/01	Houston	3	1	1	0	0	2	2	0	0	0	0	0	0	13	33.3	100.0	4.3
12/08	at Tennessee	2	0	0	0	0	0	0	0	0	0	2	0	0	0	0.0	0.0	0.0
12/15	N.Y. Jets	3	2	2	0	0	1	1	0	0	0	0	0	0	17	66.7	100.0	5.7
12/22	at Las Vegas	3	2	1	0	0	1	1	0	0	0	0	0	0	16	66.7	100.0	5.3
12/29	Tennessee	2	1	1	0	0	1	1	0	0	0	0	0	0	10	50.0	100.0	5.0
01/05	at Indianapolis	3	1	1	0	0	2	2	0	0	0	0	0	0	13	33.3	100.0	4.3
<b>TOTALS</b>		<b>59</b>	<b>35</b>	<b>29</b>	<b>0</b>	<b>1</b>	<b>19</b>	<b>19</b>	<b>0</b>	<b>3</b>	<b>0</b>	<b>2</b>	<b>0</b>	<b>0</b>	<b>296</b>	<b>59.3</b>	<b>91.5</b>	<b>5.0</b>



# 2024 GOAL TO GO SITUATIONS + OPPONENTS

## JAGUARS 2024 REGULAR SEASON GOAL-TO-GO

JAGUARS																		
Date	Opponent	Pos	TD	PAT	2-Pt.	Miss PAT	FG	FGA	Blk/MFG	INT	Fum	Dwns	Drive Ends			TD%	Score Pct.	Pts/Poss
													Half	Game	Pts			
09/08	at Miami	1	1	1	0	0	0	0	0	0	0	0	0	0	7	100.0	100.0	7.0
09/15	Cleveland	3	1	1	0	0	2	2	0	0	0	0	0	0	13	33.3	100.0	4.3
09/23	at Buffalo	2	1	1	0	0	0	0	0	0	0	1	0	0	7	50.0	50.0	3.5
09/29	at Houston	2	1	1	0	0	0	0	0	0	0	1	0	0	7	50.0	50.0	3.5
10/06	Indianapolis	1	1	1	0	0	0	0	0	0	0	0	0	0	7	100.0	100.0	7.0
10/13	at Chicago	2	1	0	0	0	1	1	0	0	0	0	0	0	9	50.0	100.0	4.5
10/20	New England	4	3	3	0	0	1	1	0	0	0	0	0	0	24	75.0	100.0	6.0
10/27	Green Bay	1	1	1	0	0	0	0	0	0	0	0	0	0	7	100.0	100.0	7.0
11/03	at Philadelphia	2	2	1	1	0	0	0	0	0	0	0	0	0	15	100.0	100.0	7.5
11/10	Minnesota	1	1	1	0	0	0	0	0	0	0	0	0	0	7	100.0	100.0	7.0
11/17	at Detroit	0	0	0	0	0	0	0	0	0	0	0	0	0	0	0.0	0.0	0.0
12/01	Houston	1	1	0	1	0	0	0	0	0	0	0	0	0	8	100.0	100.0	8.0
12/08	at Tennessee	0	0	0	0	0	0	0	0	0	0	0	0	0	0	0.0	0.0	0.0
12/15	N.Y. Jets	3	1	1	0	0	2	2	0	0	0	0	0	0	13	33.3	100.0	4.3
12/22	at Las Vegas	1	1	1	0	0	0	0	0	0	0	0	0	0	7	100.0	100.0	7.0
12/29	Tennessee	1	1	1	0	0	0	0	0	0	0	0	0	0	7	100.0	100.0	7.0
01/05	at Indianapolis	3	2	2	0	0	1	1	0	0	0	0	0	0	17	66.7	100.0	5.7
<b>TOTALS</b>		<b>28</b>	<b>19</b>	<b>16</b>	<b>2</b>	<b>0</b>	<b>7</b>	<b>7</b>	<b>0</b>	<b>0</b>	<b>0</b>	<b>2</b>	<b>0</b>	<b>0</b>	<b>155</b>	<b>67.9</b>	<b>92.9</b>	<b>5.5</b>

## OPPONENT 2024 REGULAR SEASON GOAL-TO-GO

OPPONENT																		
Date	Opponent	Pos	TD	PAT	2-Pt.	Miss PAT	FG	FGA	Blk/MFG	INT	Fum	Dwns	Drive Ends			TD%	Score Pct.	Pts/Poss
													Half	Game	Pts			
09/08	at Miami	1	1	1	0	0	0	0	0	0	0	0	0	0	7	100.0	100.0	7.0
09/15	Cleveland	1	1	1	0	0	0	0	0	0	0	0	0	0	7	100.0	100.0	7.0
09/23	at Buffalo	3	3	2	0	1	0	0	0	0	0	0	0	0	20	100.0	100.0	6.7
09/29	at Houston	2	2	2	0	0	0	0	0	0	0	0	0	0	14	100.0	100.0	7.0
10/06	Indianapolis	2	2	2	0	0	0	0	0	0	0	0	0	0	14	100.0	100.0	7.0
10/13	at Chicago	4	4	4	0	0	0	0	0	0	0	0	0	0	28	100.0	100.0	7.0
10/20	New England	0	0	0	0	0	0	0	0	0	0	0	0	0	0	0.0	0.0	0.0
10/27	Green Bay	4	2	2	0	0	2	2	0	0	0	0	0	0	20	50.0	100.0	5.0
11/03	at Philadelphia	0	0	0	0	0	0	0	0	0	0	0	0	0	0	0.0	0.0	0.0
11/10	Minnesota	1	0	0	0	0	0	0	0	1	0	0	0	0	0	0.0	0.0	0.0
11/17	at Detroit	5	5	5	0	0	0	0	0	0	0	0	0	0	35	100.0	100.0	7.0
12/01	Houston	2	1	1	0	0	1	1	0	0	0	0	0	0	10	50.0	100.0	5.0
12/08	at Tennessee	1	0	0	0	0	0	0	0	0	0	1	0	0	0	0.0	0.0	0.0
12/15	N.Y. Jets	2	2	2	0	0	0	0	0	0	0	0	0	0	14	100.0	100.0	7.0
12/22	at Las Vegas	2	2	1	0	0	0	0	0	0	0	0	0	0	13	100.0	100.0	6.5
12/29	Tennessee	0	0	0	0	0	0	0	0	0	0	0	0	0	0	0.0	0.0	0.0
01/05	at Indianapolis	1	1	1	0	0	0	0	0	0	0	0	0	0	7	100.0	100.0	7.0
<b>TOTALS</b>		<b>31</b>	<b>26</b>	<b>24</b>	<b>0</b>	<b>1</b>	<b>3</b>	<b>3</b>	<b>0</b>	<b>1</b>	<b>0</b>	<b>1</b>	<b>0</b>	<b>0</b>	<b>189</b>	<b>83.9</b>	<b>93.5</b>	<b>6.1</b>



# 2024 DRIVE CHARTS

## 2024 REGULAR SEASON

### WEEK 1: JAGUARS 17, DOLPHINS 20

### SEPTEMBER 8, 2024

JAGUARS													DOLPHINS												
#	RECD	LOST	POSS	OBTAINED	BEGAN	PLAYS	YDS	PEN	NET	1ST	ENDED	GIVEN UP	#	RECD	LOST	POSS	OBTAINED	BEGAN	PLAYS	YDS	PEN	NET	1ST	ENDED	GIVEN UP
1	11:37	10:02	1:35	Downs	JAX 42	3	-14	0	-14	0	JAX 28	Punt	1	15:00	11:37	3:23	Kickoff	MIA 20	7	38	0	38	1	JAX 42	Downs
2	07:49	04:31	3:18	Punt	JAX 4	6	56	40	96	5	MIA 1	Touchdown	2	10:02	07:49	2:13	Punt	MIA 31	6	18	0	18	1	MIA 49	Punt
3	02:03	14:39	2:24	Punt	JAX 12	5	11	0	11	1	JAX 23	Punt	3	04:31	02:03	2:28	Kickoff	MIA 25	3	16	-10	6	0	MIA 31	Punt
4	11:52	06:21	5:31	Downs	JAX 45	8	66	-11	55	3	MIA 14	Touchdown	4	14:39	11:52	2:47	Punt	MIA 21	5	14	20	34	2	JAX 45	Downs
5	01:04	00:00	1:04	Kickoff	JAX 23	6	43	0	43	2	MIA 34	Field Goal	5	06:21	01:04	5:17	Kickoff	MIA 30	12	74	-4	70	5	JAX 1	Touchdown
6	15:00	13:30	1:30	Kickoff	JAX 30	3	5	0	5	0	JAX 35	Punt	6	13:30	09:39	3:51	Punt	MIA 13	6	12	-10	2	1	MIA 15	Punt
7	09:39	08:19	1:20	Punt	JAX 37	3	7	-10	-3	0	JAX 34	Punt	7	08:19	05:26	2:53	Punt	MIA 11	4	43	0	43	1	JAX 46	Punt
8	05:26	02:19	3:07	Punt	JAX 3	6	80	14	94	5	MIA 13	Fumble	8	02:19	02:08	0:11	Fumble	MIA 20	1	80	0	80	1	MIA 20	Touchdown
9	02:08	14:47	2:21	Kickoff	JAX 23	4	7	0	7	0	JAX 32	Downs	9	14:47	13:33	1:14	Downs	JAX 30	4	6	0	6	0	JAX 24	Missed FG
10	13:33	11:06	2:27	Missed FG	JAX 32	4	16	0	16	1	JAX 48	Punt	10	11:06	04:22	6:44	Punt	MIA 8	12	68	5	73	4	JAX 19	Field Goal
11	04:22	02:09	2:13	Kickoff	JAX 30	3	-10	-5	-15	0	JAX 15	Punt	11	02:09	00:00	2:09	Punt	MIA 35	8	31	0	31	2	JAX 34	Field Goal

### WEEK 2: JAGUARS 13, BROWNS 18

### SEPTEMBER 15, 2024

JAGUARS													BROWNS												
#	RECD	LOST	POSS	OBTAINED	BEGAN	PLAYS	YDS	PEN	NET	1ST	ENDED	GIVEN UP	#	RECD	LOST	POSS	OBTAINED	BEGAN	PLAYS	YDS	PEN	NET	1ST	ENDED	GIVEN UP
1	15:00	11:43	3:17	Kickoff	JAX 20	5	10	5	15	1	JAX 35	Punt	1	11:43	02:29	9:14	Punt	CLE 11	16	97	-8	89	7	JAX 1	Touchdown
2	02:29	01:27	1:02	Kickoff	JAX 30	3	5	0	5	0	JAX 35	Punt	2	01:27	09:52	6:35	Punt	CLE 24	12	46	-5	41	3	JAX 35	Field Goal
3	09:52	04:44	5:08	Kickoff	JAX 30	11	66	0	66	3	CLE 4	Field Goal	3	04:44	00:27	4:17	Kickoff	CLE 28	8	52	0	52	1	JAX 20	Field Goal
4	00:27	00:00	0:27	Kickoff	JAX 30	1	0	0	0	0	JAX 30	End Half	4	15:00	14:16	0:44	Kickoff	CLE 30	3	6	0	6	0	CLE 36	Punt
5	14:16	12:36	1:40	Punt	JAX 20	3	-7	0	-7	0	JAX 13	Punt	5	12:36	10:20	2:16	Punt	JAX 49	6	12	11	23	2	JAX 26	Field Goal
6	10:20	05:48	4:32	Kickoff	JAX 30	11	45	0	45	3	CLE 25	Missed FG	6	05:48	02:29	3:19	Missed FG	CLE 33	5	8	0	8	1	CLE 41	Punt
7	02:29	01:11	1:18	Punt	JAX 28	3	72	0	72	2	CLE 4	Touchdown	7	01:11	14:14	1:57	Kickoff	CLE 30	3	3	0	3	0	CLE 33	Punt
8	14:14	07:32	6:42	Punt	JAX 10	13	73	10	83	6	CLE 7	Field Goal	8	07:32	01:48	5:44	Kickoff	CLE 30	12	69	-40	29	3	JAX 41	Punt
9	01:48	01:44	0:04	Punt	JAX 2	1	-2	0	-2	0	JAX 2	Safety	9	01:44	01:27	0:17	Kickoff	JAX 42	3	4	0	4	0	JAX 38	Punt
10	01:27	00:00	1:27	Punt	JAX 10	7	62	-5	57	3	CLE 33	End Game													

### WEEK 3: JAGUARS 10, BILLS 47

### SEPTEMBER 23, 2024

JAGUARS													BILLS												
#	RECD	LOST	POSS	OBTAINED	BEGAN	PLAYS	YDS	PEN	NET	1ST	ENDED	GIVEN UP	#	RECD	LOST	POSS	OBTAINED	BEGAN	PLAYS	YDS	PEN	NET	1ST	ENDED	GIVEN UP
1	09:34	08:37	0:57	Kickoff	JAX 27	3	1	0	1	0	JAX 28	Punt	1	15:00	09:34	5:26	Kickoff	BUF 30	10	75	-5	70	5	JAX 6	Touchdown
2	03:25	10:39	7:46	Kickoff	JAX 30	14	47	0	47	3	BUF 23	Field Goal	2	08:37	03:25	5:12	Punt	BUF 35	11	65	0	65	4	JAX 6	Touchdown
3	06:19	04:13	2:06	Kickoff	JAX 30	5	11	0	11	1	JAX 41	Interception	3	10:39	06:19	4:20	Kickoff	BUF 32	8	68	0	68	4	JAX 24	Touchdown
4	02:04	01:12	0:52	Kickoff	JAX 30	5	3	0	3	1	JAX 33	Punt	4	04:13	02:04	2:09	Interception	JAX 41	5	41	0	41	2	JAX 27	Touchdown
5	00:19	00:00	0:19	Kickoff	JAX 30	4	8	0	8	0	JAX 38	Downs	5	01:12	00:19	0:53	Punt	BUF 36	5	39	25	64	4	JAX 16	Touchdown
6	15:00	11:15	3:45	Kickoff	JAX 30	8	63	7	70	5	BUF 6	Touchdown	6	11:15	05:03	6:12	Kickoff	BUF 30	11	61	0	61	4	JAX 9	Field Goal
7	05:03	14:09	5:54	Kickoff	JAX 30	13	53	-10	43	4	BUF 17	Downs	7	14:09	11:55	2:14	Downs	BUF 27	3	7	0	7	0	BUF 34	Punt
8	11:55	09:58	1:57	Punt	JAX 32	4	0	0	0	0	JAX 32	Downs	8	09:58	07:45	2:13	Downs	JAX 32	4	12	-5	7	0	JAX 25	Field Goal
9	07:45	06:21	1:24	Kickoff	JAX 30	3	-2	0	-2	1	JAX 45	Fumble	9	06:21	04:04	2:17	Fumble	JAX 21	4	21	0	21	2	JAX 3	Touchdown
10	04:04	00:44	3:20	Kickoff	JAX 30	10	55	5	60	4	BUF 10	Downs	10	00:44	00:00	0:44	Downs	BUF 10	1	-1	0	-1	0	BUF 10	End Game

### WEEK 4: JAGUARS 20, TEXANS 24

### SEPTEMBER 29, 2024

JAGUARS													TEXANS												
#	RECD	LOST	POSS	OBTAINED	BEGAN	PLAYS	YDS	PEN	NET	1ST	ENDED	GIVEN UP	#	RECD	LOST	POSS	OBTAINED	BEGAN	PLAYS	YDS	PEN	NET	1ST	ENDED	GIVEN UP
1	15:00	12:48	2:12	Kickoff	JAX 30	5	15	0	15	1	JAX 45	Punt	1	12:44	07:23	5:21	Kickoff	HOU 30	9	70	0	70	4	JAX 6	Touchdown
2	12:48	12:44	0:04	Muffed Punt	HOU 2	1	2	0	2	1	HOU 2	Touchdown	2	02:41	00:18	2:23	Kickoff	HOU 30	4	28	0	28	1	JAX 42	Punt
3	07:23	02:41	4:42	Kickoff	JAX 23	9	59	-5	54	3	HOU 23	Field Goal	3	14:46	07:19	7:27	Punt	HOU 26	12	79	-5	74	6	JAX 3	Touchdown
4	00:18	14:46	0:32	Punt	JAX 10	3	6	0	6	0	JAX 16	Punt	4	03:49	00:03	3:46	Kickoff	HOU 30	11	84	-25	59	3	JAX 11	Field Goal
5	07:19	03:49	3:30	Kickoff	JAX 27	7	39	0	39	2	HOU 34	Field Goal	5	15:00	14:01	0:59	Kickoff	HOU 30	3	4	0	4	0	HOU 34	Punt
6	00:03	00:00	0:03	Kickoff	JAX 30	1	-1	0	-1	0	JAX 30	End Half	6	11:08	10:16	0:52	Punt	HOU 30	3	3	0	3	0	HOU 33	Punt
7	14:01	11:08	2:53	Punt	JAX 16	7	26	-10	16	2	JAX 32	Punt	7	06:16	04:32	1:44	Kickoff	HOU 30	4	17	0	17	1	HOU 47	Punt
8	10:16	06:16	4:00	Punt	JAX 26	7	74	0	74	4	HOU 8	Touchdown	8	14:57	08:31	6:26	Downs	HOU 1	9	68	-25	43	4	HOU 44	Punt
9	04:32	14:57	4:35	Punt	JAX 12	9	87	0	87	2	HOU 1	Downs	9	05:34	03:51	1:43	Punt	HOU 14	5	18	-10	8	1	HOU 22	Punt
10	08:31	05:34	2:57	Punt	JAX 9	6	14	5	19	2	JAX 28	Punt	10	02:54	00:18	2:36	Punt	HOU 31	9	64	5	69	6	JAX 1	Touchdown
11	03:51	02:54	0:57	Punt	JAX 28	3	1	0	1	0	JAX 29	Punt													
12	00:18	00:00	0:18	Kickoff	JAX 10	2	-9	0	-9	0	JAX 10	End Game													



# 2024 DRIVE CHARTS

## WEEK 5: JAGUARS 37, COLTS 34

OCTOBER 6, 2024

JAGUARS														COLTS													
#	RECD	LOST	POSS	OBTAINED	BEGAN	PLAYS	YDS	PEN	NET	1ST	ENDED	GIVEN UP	#	RECD	LOST	POSS	OBTAINED	BEGAN	PLAYS	YDS	PEN	NET	1ST	ENDED	GIVEN UP		
1	08:49	03:37	5:12	Kickoff	JAX 30	9	44	0	44	3	IND 26	Downs	1	15:00	08:49	6:11	Kickoff	IND 29	12	86	-15	71	6	JAX 1	Touchdown		
2	01:43	08:57	7:46	Punt	JAX 11	14	84	0	84	5	IND 5	Field Goal	2	03:37	01:43	1:54	Downs	IND 26	4	22	0	22	1	IND 48	Punt		
3	07:12	07:02	0:10	Punt	JAX 15	1	85	0	85	1	JAX 15	Touchdown	3	08:57	07:12	1:45	Kickoff	IND 30	3	9	-4	5	0	IND 35	Punt		
4	01:44	00:27	1:17	Kickoff	JAX 30	6	36	0	36	1	JAX 45	Fumble	4	07:02	01:44	5:18	Kickoff	IND 30	12	58	0	58	3	JAX 12	Field Goal		
5	00:06	00:04	0:02	Fumble	IND 12	1	0	0	0	0	IND 12	Field Goal	5	00:27	00:06	0:21	Fumble	IND 34	3	1	0	1	1	IND 46	Fumble		
6	15:00	11:37	3:23	Kickoff	JAX 30	5	20	0	20	1		Punt	6	00:04	00:00	0:04	Kickoff	IND 30	1	-1	0	-1	0	IND 30	End Half		
7	10:22	09:03	1:19	Punt	JAX 44	3	15	0	15	1	IND 41		7	11:37	10:22	1:15	Punt	IND 6	3	6	5	11	1	IND 17	Punt		
8	07:21	07:13	0:08	Punt	IND 19	1	19	0	19	1	IND 19	Touchdown	8	09:03	07:21	1:42	Interception	IND 2	3	5	0	5	0	IND 7	Punt		
9	14:54	09:59	4:55	Kickoff	JAX 30	7	85	-15	70	3	IND 4	Touchdown	9	07:13	14:54	7:19	Kickoff	IND 30	15	75	-5	70	6	JAX 18	Touchdown		
10	06:00	05:09	0:51	Kickoff	JAX 30	2	70	0	70	1	JAX 35	Touchdown	10	09:59	06:00	3:59	Kickoff	IND 30	8	51	0	51	2	JAX 19	Field Goal		
11	04:27	03:25	1:02	Kickoff	JAX 30	3	0	0	0	0	JAX 30	Punt	11	05:09	04:27	0:42	Kickoff	IND 30	3	70	0	70	3	JAX 1	Touchdown		
12	02:40	00:17	2:23	Kickoff	JAX 30	8	39	0	39	3	IND 31	Field Goal	12	03:25	02:40	0:45	Punt	IND 23	2	82	-5	77	2	IND 35	Touchdown		
13	00:17	00:00	0:17	Kickoff	JAX 30	13	39	0	39	3	IND 31	Field Goal	13	00:17	00:00	0:17	Kickoff	IND 30	2	-17	0	-17	0	IND 30	End Game		

## WEEK 6: JAGUARS 16, BEARS 35

OCTOBER 13, 2024

JAGUARS														BEARS													
#	RECD	LOST	POSS	OBTAINED	BEGAN	PLAYS	YDS	PEN	NET	1ST	ENDED	GIVEN UP	#	RECD	LOST	POSS	OBTAINED	BEGAN	PLAYS	YDS	PEN	NET	1ST	ENDED	GIVEN UP		
1	12:49	04:37	8:12	Punt	JAX 21	14	76	-9	67	5	CHI 12	Field Goal	1	15:00	12:49	2:11	Kickoff	CHI 25	3	4	0	4	0	CHI 29	Punt		
2	03:04	14:53	3:11	Punt	JAX 21	5	22	-5	17	1	JAX 38	Punt	2	04:37	03:04	1:33	Kickoff	CHI 30	3	3	0	3	0	CHI 33	Punt		
3	11:07	09:26	1:41	Kickoff	JAX 43	3	6	0	6	0	JAX 49	Punt	3	14:53	11:07	3:46	Punt	CHI 19	7	77	4	81	5	JAX 31	Touchdown		
4	05:10	03:08	2:02	Interception	JAX 29	3	8	0	8	0	JAX 37	Punt	4	09:26	05:10	4:16	Punt	CHI 5	8	54	0	54	2	JAX 41	Interception		
5	00:13	00:00	0:13	Kickoff	JAX 27	1	-1	0	-1	0	JAX 27	End Half	5	03:08	00:13	2:55	Punt	CHI 15	10	85	0	85	6	JAX 2	Touchdown		
6	15:00	14:40	0:20	Kickoff	JAX 34	1	24	0	24	0	JAX 34	Fumble	6	14:40	11:22	3:18	Fumble	JAX 41	7	46	-5	41	3	JAX 9	Touchdown		
7	11:22	06:02	5:20	Kickoff	JAX 30	11	80	-10	70	5	CHI 21	Touchdown	7	06:02	14:56	6:06	Kickoff	CHI 30	10	55	15	70	6	JAX 3	Touchdown		
8	14:56	13:35	1:21	Kickoff	JAX 35	3	-3	0	-3	0	JAX 32	Interception	8	13:35	12:29	1:06	Interception	JAX 36	3	36	0	36	2	JAX 1	Touchdown		
9	12:29	06:58	5:31	Kickoff	JAX 30	17	70	0	70	6	CHI 5	Touchdown	9	06:58	03:21	3:37	Kickoff	JAX 44	8	19	0	19	1	JAX 25	Missed FG		
10	03:21	01:52	1:29	Missed FG	JAX 33	3	-4	0	-4	0	JAX 29	Punt	10	01:52	00:00	1:52	Punt	CHI 15	3	-3	0	-3	0	CHI 13	End Game		

## WEEK 7: JAGUARS 32, PATRIOTS 16

OCTOBER 20, 2024

JAGUARS														PATRIOTS													
#	RECD	LOST	POSS	OBTAINED	BEGAN	PLAYS	YDS	PEN	NET	1ST	ENDED	GIVEN UP	#	RECD	LOST	POSS	OBTAINED	BEGAN	PLAYS	YDS	PEN	NET	1ST	ENDED	GIVEN UP		
1	08:32	05:02	3:30	Kickoff	JAX 30	5	25	0	25	1	NE 45	Punt	1	15:00	08:32	6:28	Kickoff	NE 32	11	73	-5	68	4	JAX 16	Touchdown		
2	13:31	09:21	4:10	Kickoff	JAX 32	8	68	0	68	5	NE 6	Touchdown	2	05:02	13:31	6:31	Punt	NE 15	12	48	15	63	4	JAX 22	Field Goal		
3	07:09	03:32	3:37	Punt	JAX 18	6	82	0	82	3	NE 1	Touchdown	3	09:21	07:09	2:12	Kickoff	NE 30	3	3	9	12	1	NE 42	Punt		
4	00:39	00:00	0:39	Punt	JAX 6	1	6	0	6	0	JAX 6	End Half	4	03:32	01:34	1:58	Kickoff	NE 30	3	5	-5	0	0	NE 30	Punt		
5	15:00	09:42	5:18	Kickoff	JAX 30	12	63	4	67	5	NE 3	Field Goal	5	01:34	00:39	0:55	Kickoff	NE 30	3	7	0	7	0	NE 37	Punt		
6	07:34	11:10	11:24	Punt	JAX 10	17	84	0	84	6	NE 6	Downs	6	09:42	07:34	2:08	Kickoff	NE 30	5	14	0	14	1	NE 44	Punt		
7	08:22	03:58	4:24	Kickoff	JAX 30	8	26	0	26	2	NE 44	Punt	7	11:10	08:22	2:48	Downs	NE 6	9	99	-5	94	4	JAX 22	Touchdown		
8	01:54	01:41	0:13	Downs	NE 10	3	10	0	10	1	NE 4	Touchdown	8	03:58	01:54	2:04	Punt	NE 12	5	8	-10	-2	1	NE 10	Downs		
9													9	01:41	00:00	1:41	Kickoff	NE 30	4	38	-5	33	2	JAX 32	End Game		

## WEEK 8: JAGUARS 27, PACKERS 30

OCTOBER 27, 2024

JAGUARS														PACKERS													
#	RECD	LOST	POSS	OBTAINED	BEGAN	PLAYS	YDS	PEN	NET	1ST	ENDED	GIVEN UP	#	RECD	LOST	POSS	OBTAINED	BEGAN	PLAYS	YDS	PEN	NET	1ST	ENDED	GIVEN UP		
1	11:31	09:54	1:37	Punt	JAX 17	3	8	0	8	0	JAX 25	Punt	1	15:00	11:31	3:29	Kickoff	GB 30	6	26	-10	16	1	GB 46	Punt		
2	08:15	06:11	2:04	Punt		3	7	-5	2	0	GB 48	Punt	2	09:54	08:15	1:39	Punt	GB 2	3	5	0	5	0	GB 7	Punt		
3	13:58	12:56	1:02	Interception	JAX 6	2	1	-3	-2	0	JAX 4	Interception	3	06:11	13:58	7:13	Punt	GB 8	11	76	0	76	5	JAX 16	Interception		
4	11:31	09:24	2:07	Kickoff	JAX 30	3	7	0	7	0	JAX 37	Punt	4	12:56	11:31	1:25	Interception	JAX 28	3	7	21	28	2	JAX 3	Touchdown		
5	06:03	02:37	3:26	Kickoff	JAX 30	6	75	-5	70	4	GB 6	Touchdown	5	09:24	06:03	3:21	Punt	GB 20	6	72	-5	67	1	JAX 13	Field Goal		
6	00:54	00:03	0:51	Kickoff	JAX 26	6	53	0	53	2	GB 21	Field Goal	6	02:37	00:54	1:43	Kickoff	GB 30	10	46	5	51	3	JAX 19	Field Goal		
7	15:00	13:31	1:29	Kickoff	JAX 30	3	8	0	8	0	JAX 38	Punt	7	00:03	00:00	0:03	Kickoff	GB 30	1	-1	0	-1	0	GB 30	End Half		
8	10:43	05:10	5:33	Punt	JAX 7	10	98	-5	93	5	GB 14	Touchdown	8	13:31	10:43	2:48	Punt	GB 20	4	20	0	20	1	GB 40	Punt		
9	00:21	14:46	0:35	Kickoff	JAX 11	3	-6	0	-6	0	JAX 14	Fumble	9	05:10	00:21	4:49	Kickoff	GB 20	8	80	0	80	4	JAX 38	Touchdown		
10	14:06	13:05	1:01	Kickoff	JAX 30	3	-1	0	-1	0	JAX 29	Punt	10	14:46	14:06	0:40	Fumble	JAX 5	2	5	0	5	1	JAX 3	Touchdown		
11	09:40	05:36	4:04	Punt	JAX 20	8	51	0	51	3	GB 29	Field Goal	11	13:05	09:40	3:25	Punt	GB 24	6	19	0	19	2	GB 43	Punt		
12	03:50	01:48	2:02	Punt	JAX 13	8	87	0	87	5	GB 14	Touchdown	12	05:36	03:50	1:46	Kickoff	GB 30	3	3	0	3	0	GB 33	Punt		
13													13	01:48	00:00	1:48	Kickoff	GB 30	7	64	0	64	2	JAX 6	Field Goal		



# 2024 DRIVE CHARTS

## WEEK 9: JAGUARS 23, EAGLES 28 NOVEMBER 3, 2024

JAGUARS													EAGLES												
#	RECD	LOST	POSS	OBTAINED	BEGAN	PLAYS	YDS	PEN	NET	1ST	ENDED	GIVEN UP	#	RECD	LOST	POSS	OBTAINED	BEGAN	PLAYS	YDS	PEN	NET	1ST	ENDED	GIVEN UP
1	10:22	06:36	3:46	Kickoff	JAX 30	6	13	0	13	1	JAX 43	Punt	1	15:00	11:10	3:50	Kickoff	PHI 30	6	19	-5	14	1	PHI 44	Punt
2	04:06	03:13	0:53	Punt	JAX 41	3	5	0	5	0	JAX 46	Punt	2	11:10	10:22	0:48	Fumble	JAX 20	2	20	0	20	1	JAX 20	Touchdown
3	09:20	07:26	1:54	Kickoff	JAX 30	4	9	0	9	0	JAX 39	Downs	3	06:36	04:06	2:30	Punt	PHI 11	3	4	-4	0	0	PHI 11	Punt
4	04:49	03:14	1:35	Downs	JAX 22	3	5	0	5	0	JAX 27	Punt	4	03:13	09:20	8:53	Punt	PHI 7	15	68	0	68	4	JAX 25	Field Goal
5	01:42	01:38	0:04	Punt	JAX 33	1	0	0	0	0	JAX 33	Interception	5	07:26	04:49	2:37	Downs	JAX 39	5	17	0	17	1	JAX 22	Downs
6	00:22	00:00	0:22	Kickoff	JAX 30	1	-1	0	-1	0	JAX 30	End Half	6	03:14	01:42	1:32	Punt	PHI 24	3	7	-10	-3	0	PHI 21	Punt
7	15:00	13:21	1:39	Kickoff	JAX 17	3	5	0	5	0	JAX 22	Punt	7	01:38	00:22	1:16	Interception	JAX 42	7	52	-10	42	3	JAX 19	Touchdown
8	09:25	05:26	3:59	Kickoff	JAX 39	10	61	0	61	5	PHI 1	Touchdown	8	13:21	09:25	3:56	Punt	PHI 22	7	78	0	78	4	JAX 18	Touchdown
9	01:15	12:51	3:24	Downs	JAX 25	6	26	0	26	1	PHI 49	Punt	9	05:26	05:12	0:14	Kickoff	PHI 30	1	4	0	4	0	PHI 30	Fumble
10	07:43	04:04	3:39	Kickoff	JAX 30	9	70	0	70	5	PHI 4	Touchdown	10	05:12	01:15	3:57	Kickoff	PHI 30	9	45	0	45	2	JAX 25	Downs
11	02:11	01:38	0:33	Missed FG	JAX 47	5	22	18	40	2	PHI 13	Interception	11	12:51	07:43	5:08	Punt	PHI 9	8	101	-10	91	4	JAX 25	Touchdown
													12	04:04	02:11	1:53	Kickoff	PHI 32	6	34	-5	29	1	JAX 39	Missed FG
													13	01:38	00:00	1:38	Interception	PHI 20	3	-2	0	-2	0	PHI 19	End Game

## WEEK 10: JAGUARS 7, VIKINGS 12 NOVEMBER 10, 2024

JAGUARS													VIKINGS												
#	RECD	LOST	POSS	OBTAINED	BEGAN	PLAYS	YDS	PEN	NET	1ST	ENDED	GIVEN UP	#	RECD	LOST	POSS	OBTAINED	BEGAN	PLAYS	YDS	PEN	NET	1ST	ENDED	GIVEN UP
1	15:00	13:25	1:35	Kickoff	JAX 30	3	2	0	2	0	JAX 32	Punt	1	13:25	07:56	5:29	Punt	MIN 20	12	53	0	53	4	JAX 27	Field Goal
2	07:56	03:44	4:12	Kickoff	JAX 30	9	70	0	70	4	MIN 1	Touchdown	2	03:44	01:20	2:24	Kickoff	MIN 30	4	45	-5	40	2	JAX 30	Interception
3	01:20	00:28	0:52	Interception	JAX 22	3	9	0	9	0	JAX 31	Punt	3	00:28	05:24	10:04	Punt	MIN 17	17	76	0	76	7	JAX 7	Interception
4	05:24	01:42	3:42	Interception	JAX 20	9	23	0	23	2	JAX 43	Punt	4	01:42	01:17	0:25	Punt	MIN 18	3	8	0	8	0	MIN 26	Punt
5	01:17	00:00	1:17	Punt	JAX 31	3	-3	0	-3	0	JAX 23	End Half	5	15:00	12:10	2:50	Kickoff	MIN 30	7	52	0	52	2	JAX 18	Interception
6	12:10	10:01	2:09	Interception	JAX 16	4	15	0	15	1	JAX 31	Punt	6	10:01	01:42	8:19	Punt	MIN 14	14	77	-5	72	6	JAX 14	Field Goal
7	01:42	00:00	1:42	Kickoff	JAX 30	3	3	0	3	0	JAX 33	Punt	7	15:00	07:14	7:46	Punt	MIN 16	16	68	0	68	5	JAX 16	Field Goal
8	07:14	06:35	0:39	Kickoff	JAX 30	2	-4	0	-4	0	JAX 27	Fumble	8	06:35	04:22	2:13	Fumble	JAX 25	5	14	0	14	1	JAX 11	Field Goal
9	04:22	03:39	0:43	Kickoff	JAX 30	2	2	0	2	0	JAX 32	Interception	9	03:39	02:42	0:57	Interception	JAX 47	3	1	0	1	0	JAX 46	Punt
10	02:42	01:52	0:50	Punt	JAX 17	5	25	15	40	3	MIN 43	Interception	10	01:52	00:00	1:52	Interception	MIN 1	5	8	15	23	1	MIN 25	End Game

## WEEK 11: JAGUARS 6, LIONS 52 NOVEMBER 17, 2024

JAGUARS													LIONS												
#	RECD	LOST	POSS	OBTAINED	BEGAN	PLAYS	YDS	PEN	NET	1ST	ENDED	GIVEN UP	#	RECD	LOST	POSS	OBTAINED	BEGAN	PLAYS	YDS	PEN	NET	1ST	ENDED	GIVEN UP
1	15:00	09:36	5:24	Kickoff	JAX 31	9	29	0	29	2	DET 40	Field Goal	1	09:36	04:59	4:37	Kickoff	DET 30	9	65	5	70	5	JAX 2	Touchdown
2	04:59	02:53	2:06	Kickoff	JAX 30	3	8	0	8	0	JAX 38	Punt	2	02:53	12:26	5:27	Punt	DET 7	13	93	0	93	6	JAX 1	Touchdown
3	12:26	10:51	1:35	Kickoff	JAX 30	3	-2	-5	-7	0	JAX 23	Punt	3	10:51	06:39	4:12	Punt	DET 36	8	64	0	64	6	JAX 6	Touchdown
4	06:39	04:58	1:41	Kickoff	JAX 30	5	11	0	11	1	JAX 41	Punt	4	04:58	02:46	2:12	Punt	DET 16	4	84	0	84	2	JAX 27	Touchdown
5	02:46	00:00	2:46	Kickoff	JAX 30	11	58	-5	53	3	DET 17	Field Goal	5	15:00	12:55	2:05	Kickoff	DET 20	4	80	0	80	2	DET 36	Touchdown
6	12:55	12:05	0:50	Kickoff	JAX 30	3	1	0	1	0	JAX 31	Punt	6	12:05	04:16	7:49	Punt	DET 17	14	93	-10	83	7	JAX 5	Touchdown
7	04:16	02:18	1:58	Kickoff	JAX 30	4	32	6	38	2	DET 32	Interception	7	02:18	13:23	3:55	Interception	DET 4	9	96	0	96	5	JAX 9	Touchdown
8	13:23	09:53	3:30	Kickoff	JAX 30	8	30	0	30	2	DET 31	Downs	8	09:53	07:49	2:04	Downs	DET 41	5	23	0	23	1	JAX 36	Field Goal
9	07:49	06:45	1:04	Kickoff	JAX 30	3	3	-5	-2	0	JAX 28	Punt	9	06:45	00:00	6:45	Punt	DET 26	11	47	5	52	4	JAX 21	End Game

## WEEK 13: JAGUARS 20, TEXANS 23 DECEMBER 1, 2024

JAGUARS													TEXANS												
#	RECD	LOST	POSS	OBTAINED	BEGAN	PLAYS	YDS	PEN	NET	1ST	ENDED	GIVEN UP	#	RECD	LOST	POSS	OBTAINED	BEGAN	PLAYS	YDS	PEN	NET	1ST	ENDED	GIVEN UP
1	15:00	13:17	1:43	Kickoff	JAX 22	3	7	0	7	0	JAX 29	Punt	1	13:17	07:29	5:48	Punt	HOU 17	10	33	-5	28	3	HOU 45	Punt
2	07:29	04:41	2:48	Punt	JAX 16	6	31	0	31	1	JAX 47	Punt	2	04:41	02:54	1:47	Punt	HOU 16	4	17	0	17	1	HOU 33	Punt
3	02:54	01:57	0:57	Punt	JAX 21	3	6	0	6	0	JAX 27	Punt	3	01:57	14:51	2:06	Punt	HOU 25	5	40	0	40	1	JAX 35	Field Goal
4	14:51	13:17	1:34	Kickoff	JAX 24	3	-1	0	-1	0	JAX 23	Interception	4	13:17	06:26	6:51	Interception	JAX 44	11	28	5	33	3	JAX 11	Field Goal
5	06:26	00:08	6:18	Kickoff	JAX 32	14	57	-4	53	4	HOU 15	Field Goal	5	00:08	00:00	0:08	Kickoff	HOU 30	1	-1	0	-1	0	HOU 30	End Half
6	13:30	10:06	3:24	Punt	JAX 20	9	73	-5	68	2	HOU 12	Field Goal	6	15:00	13:30	1:30	Kickoff	HOU 30	3	7	0	7	0	HOU 37	Punt
7	08:04	06:12	1:52	Kickoff	JAX 30	3	6	0	6	0	JAX 36	Punt	7	10:06	08:04	2:02	Kickoff	HOU 30	5	70	0	70	4	JAX 7	Touchdown
8	01:16	13:57	2:19	Kickoff	JAX 30	7	33	0	33	2	HOU 37	Missed FG	8	06:12	01:16	4:56	Punt	HOU 49	10	41	0	41	3	JAX 10	Field Goal
9	12:11	07:49	4:22	Kickoff	JAX 28	12	72	0	72	4	HOU 22	Touchdown	9	13:57	12:11	1:46	Missed FG	HOU 45	5	55	0	55	3	JAX 22	Touchdown
10	05:57	03:31	2:26	Punt	JAX 16	10	84	0	84	6	HOU 6	Touchdown	10	07:49	05:57	1:52	Kickoff	HOU 30	3	9	-4	5	0	HOU 35	Punt
													11	03:31	00:00	3:31	Kickoff	HOU 30	7	27	0	27	2	JAX 42	End Game

## WEEK 14: JAGUARS 10, TITANS 6 DECEMBER 8, 2024

JAGUARS													TITANS												
#	RECD	LOST	POSS	OBTAINED	BEGAN	PLAYS	YDS	PEN	NET	1ST	ENDED	GIVEN UP	#	RECD	LOST	POSS	OBTAINED	BEGAN	PLAYS	YDS	PEN	NET	1ST	ENDED	GIVEN UP
1	08:32	03:34	4:58	Kickoff	JAX 25	9	30	-5	25	2		Interception	1	15:00	08:32	6:28	Kickoff	TEN 22	11	51	0	51	3	JAX 27	Field Goal
2	01:40	12:55	3:45	Punt	JAX 11	6	37	0	37	2	JAX 48	Punt	2	03:34	01:40	1:54	Interception	TEN 37	3	11	-5	6	0	TEN 43	Punt
3	04:41	00:01	4:40	Downs	JAX 2	13	62	-10	52	4	TEN 46	Interception	3	12:55	04:41	8:14	Punt	TEN 8	15	90	0	90	6	JAX 2	Downs
4	15:00	13:50	1:10	Kickoff	JAX 18	3	4	0	4	0	JAX 22	Punt	4	00:01	00:00	0:01	Interception	JAX 49	1	-13	0	-13	0	JAX 49	End Half
5	12:18	10:07	2:11	Punt	JAX 4	3	9	0	9	0	JAX 13	Punt	5	13:50	12:18	1:32	Punt	TEN 29	4	11	0	11	1	TEN 40	Punt
6	04:30	12:09	7:21	Kickoff	JAX 30	14	65	0	65	4	TEN 5	Field Goal	6	10:07	04:30	5:37	Punt	TEN 34	11	45	0	45	3	JAX 21	Field Goal
7	10:07	06:46	3:21	Punt	JAX 19	7	81	0	81	4	TEN 8	Touchdown	7	12:09	10:07	2:02	Kickoff	TEN 28	4	16	0	16	1	TEN 44	Punt
8	01:11	00:49	0:22	Downs	JAX 9	3	5	0	5	0	JAX 14	Punt	8	06:46	01:11	5:35	Kickoff	TEN 30	11	61	0	61	3	JAX 9	Downs
9	00:28	00:00	0:28	Downs	TEN 35	1	-2	0	-2	0	TEN 35	End Game	9	00:49	00:28	0:21	Punt	TEN 40	4	0	-5	-5	0	TEN 35	Downs



# 2024 DRIVE CHARTS

WEEK 15: JAGUARS 25, JETS 32													DECEMBER 15, 2024												
JAGUARS						JETS																			
#	RECD	LOST	POSS	OBTAINED	BEGAN	PLAYS	YDS	PEN	NET	1ST	ENDED	GIVEN UP	#	RECD	LOST	POSS	OBTAINED	BEGAN	PLAYS	YDS	PEN	NET	1ST	ENDED	GIVEN UP
1	15:00	08:37	6:23	Kickoff	JAX 30	13	57	13	70	7	NYJ 3	Touchdown	1	08:37	05:01	3:36	Kickoff	NYJ 30	7	70	0	70	3	JAX 22	Touchdown
2	05:01	02:59	2:02	Kickoff	JAX 34	4	12	-5	7	1	JAX 41	Interception	2	02:59	13:48	4:11	Interception	NYJ 12	7	32	12	44	3	JAX 44	Punt
3	13:48	02:41	11:07	Punt	JAX 13	18	82	-5	77	5	NYJ 10	Field Goal	3	02:41	01:36	1:05	Kickoff	NYJ 20	3	2	0	2	0	NYJ 22	Punt
4	01:36	00:00	1:36	Punt	JAX 22	11	54	19	73	5	NYJ 5	Field Goal	4	15:00	10:28	4:32	Kickoff	NYJ 30	7	15	30	45	3	JAX 25	Field Goal
5	10:28	08:05	2:23	Kickoff	JAX 30	7	55	-10	45	2	NYJ 25	Field Goal	5	08:05	04:33	3:32	Kickoff	NYJ 30	7	66	4	70	4	JAX 1	Touchdown
6	04:33	03:01	1:32	Kickoff	JAX 20	3	9	0	9	0	JAX 29	Punt	6	03:01	14:50	3:11	Punt	NYJ 14	5	18	0	18	1	NYJ 32	Punt
7	14:50	10:58	3:52	Punt	JAX 27	8	73	0	73	4	NYJ 19	Touchdown	7	10:58	07:47	3:11	Kickoff	NYJ 30	8	40	0	40	3	JAX 30	Missed FG
8	07:47	04:19	3:28	Missed FG	JAX 38	5	16	0	16	1	NYJ 46	Punt	8	04:19	03:24	0:55	Punt	NYJ 13	4	87	0	87	2	NYJ 29	Touchdown
9	03:24	01:51	1:33	Kickoff	JAX 33	7	42	0	42	1	NYJ 25	Field Goal	9	01:51	01:05	0:46	Kickoff	NYJ 30	7	70	0	70	3	JAX 1	Touchdown
10	01:05	00:37	0:28	Kickoff	JAX 30	5	23	0	23	1	NYJ 47	Interception	10	00:37	00:00	0:37	Interception	NYJ 13	1	0	0	0	0	NYJ 13	End Game

WEEK 16: JAGUARS 14, RAIDERS 19													DECEMBER 22, 2024												
JAGUARS						RAIDERS																			
#	RECD	LOST	POSS	OBTAINED	BEGAN	PLAYS	YDS	PEN	NET	1ST	ENDED	GIVEN UP	#	RECD	LOST	POSS	OBTAINED	BEGAN	PLAYS	YDS	PEN	NET	1ST	ENDED	GIVEN UP
1	15:00	11:45	3:15	Kickoff	JAX 30	7	22	0	22	1	LV 48	Punt	1	11:45	09:03	2:42	Punt	LV 3	4	30	-10	20	1	LV 23	Punt
2	09:03	07:06	1:57	Punt	JAX 29	6	26	0	26	2	LV 45	Punt	2	07:06	04:04	3:02	Punt	LV 14	4	2	0	2	1	LV 16	Punt
3	04:04	01:32	2:32	Punt	LV 29	6	21	8	29	3	LV 1	Touchdown	3	01:32	14:05	2:27	Kickoff	LV 30	6	70	0	70	4	JAX 1	Touchdown
4	14:05	12:39	1:26	Kickoff	JAX 30	3	9	-10	-1	0	JAX 29	Punt	4	12:39	10:28	2:11	Punt	LV 36	6	33	0	33	2	JAX 31	Field Goal
5	10:28	09:01	1:27	Kickoff	JAX 30	3	2	-5	-3	0	JAX 27	Punt	5	09:01	03:56	5:05	Punt	LV 37	10	44	0	44	3	JAX 19	Field Goal
6	03:56	03:50	0:06	Kickoff	JAX 30	1	10	0	10	0	JAX 30	Fumble	6	03:50	02:46	1:04	Fumble	JAX 45	3	4	0	4	0	JAX 41	Punt
7	02:46	00:09	2:37	Punt	JAX 10	9	56	0	56	3	LV 43	Fumble	7	00:09	00:00	0:09	Fumble	LV 33	1	-1	0	-1	0	LV 33	End Half
8	13:57	08:38	5:19	Punt	JAX 25	8	29	-10	19	2	JAX 44	Punt	8	15:00	13:57	1:03	Kickoff	LV 30	3	5	0	5	0	LV 35	Punt
9	05:09	03:28	1:41	Punt	JAX 9	4	14	-10	4	1	JAX 13	Punt	9	08:38	05:09	3:29	Punt	LV 20	6	20	-9	11	1	LV 31	Punt
10	02:18	00:54	1:24	Missed FG	JAX 36	3	64	0	64	1	JAX 38	Touchdown	10	03:28	02:18	1:10	Punt	JAX 33	4	5	0	5	0	JAX 28	Missed FG
11	11:26	09:20	2:06	Kickoff	JAX 30	3	6	0	6	0	JAX 36	Punt	11	00:54	11:26	4:28	Kickoff	LV 30	10	65	5	70	6	JAX 7	Touchdown
12	02:44	00:52	1:52	Punt	JAX 7	8	49	-10	39	2	JAX 38	Downs	12	09:20	02:44	6:36	Punt	LV 20	10	42	-10	32	3	JAX 48	Punt
													13	00:52	00:00	0:52	Downs	JAX 46	3	-5	0	-5	0	JAX 46	End Game

WEEK 17: JAGUARS 20, TITANS 13													DECEMBER 29, 2024												
JAGUARS						TITANS																			
#	RECD	LOST	POSS	OBTAINED	BEGAN	PLAYS	YDS	PEN	NET	1ST	ENDED	GIVEN UP	#	RECD	LOST	POSS	OBTAINED	BEGAN	PLAYS	YDS	PEN	NET	1ST	ENDED	GIVEN UP
1	15:00	10:46	4:14	Kickoff	JAX 32	9	38	0	38	3	TEN 30	Field Goal	1	10:46	07:42	3:04	Kickoff	TEN 30	4	22	6	28	2	JAX 42	Punt
2	07:42	02:07	5:35	Punt	JAX 4	10	54	-13	41	3	JAX 45	Punt	2	02:07	11:44	5:23	Punt	TEN 7	9	45	-10	35	4	TEN 42	Interception
3	11:44	08:59	2:45	Interception	TEN 43	5	43	0	43	3	TEN 2	Touchdown	3	08:59	07:18	1:41	Kickoff	TEN 21	4	23	-5	18	1	TEN 39	Punt
4	07:18	02:02	5:16	Punt	JAX 20	12	54	0	54	3	TEN 26	Field Goal	4	02:02	00:00	2:02	Kickoff	TEN 29	10	45	5	50	3	JAX 21	Field Goal
5	06:51	05:14	1:37	Kickoff	JAX 30	3	10	-6	4	0	JAX 34	Punt	5	15:00	06:51	8:09	Kickoff	TEN 15	13	89	-4	85	5	JAX 8	Touchdown
6	01:16	07:05	9:11	Punt	JAX 26	16	89	-15	74	6	TEN 11	Touchdown	6	05:14	01:16	3:58	Punt	TEN 28	6	5	0	5	1	TEN 33	Punt
7	02:02	01:29	0:33	Kickoff	JAX 31	3	8	0	8	0	JAX 39	Punt	7	07:05	02:02	5:03	Kickoff	TEN 30	12	65	-5	60	4	JAX 10	Field Goal
8	00:09	00:00	0:09	Downs	JAX 26	1	-1	0	-1	0	JAX 26	End Game	8	01:29	00:09	1:20	Punt	TEN 26	8	43	5	48	3	JAX 26	Downs

WEEK 18: JAGUARS 23, COLTS 26													JANUARY 5, 2025												
JAGUARS						COLTS																			
#	RECD	LOST	POSS	OBTAINED	BEGAN	PLAYS	YDS	PEN	NET	1ST	ENDED	GIVEN UP	#	RECD	LOST	POSS	OBTAINED	BEGAN	PLAYS	YDS	PEN	NET	1ST	ENDED	GIVEN UP
1	13:50	08:12	5:38	Kickoff	JAX 30	10	65	5	70	5	IND 1	Touchdown	1	15:00	13:50	1:10	Kickoff	IND 30	3	70	0	70	2	JAX 40	Touchdown
2	06:11	04:19	1:52	Punt	JAX 9	3	9	0	9	0	JAX 18	Punt	2	08:12	06:11	2:01	Kickoff	IND 30	4	17	0	17	1	IND 47	Punt
3	02:17	14:17	3:00	Downs	IND 48	5	23	-10	13	1	IND 35	Field Goal	3	04:19	02:17	2:02	Punt	IND 27	5	21	0	21	1	IND 48	Downs
4	09:32	08:04	1:28	Kickoff	JAX 30	3	-3	0	-3	0	JAX 27	Punt	4	14:17	09:32	4:45	Kickoff	IND 30	8	70	0	70	5	JAX 6	Touchdown
5	03:22	01:25	1:57	Kickoff	JAX 30	9	61	0	61	3	IND 9	Field Goal	5	08:04	03:22	4:42	Punt	IND 26	11	43	0	43	3	JAX 31	Field Goal
6	00:13	00:00	0:13	Kickoff	JAX 30	1	-1	0	-1	0	JAX 30	End Half	6	01:25	00:13	1:12	Kickoff	IND 30	7	15	37	52	2	JAX 18	Field Goal
7	15:00	11:52	3:08	Kickoff	JAX 30	6	17	0	17	1	JAX 47	Punt	7	11:52	09:41	2:11	Punt	IND 7	3	7	-5	2	0	IND 9	Punt
8	09:41	07:58	1:43	Punt	JAX 38	5	12	0	12	1		Interception	8	07:58	02:42	5:16	Interception	IND 11	11	56	0	56	3	JAX 33	Missed FG
9	02:42	02:20	0:22	Missed FG	JAX 41	3	0	0	0	0	JAX 41	Punt	9	02:20	14:45	2:35	Punt	IND 19	6	16	0	16	1	IND 35	Punt
10	14:45	07:50	6:55	Punt	JAX 16	14	94	-10	84	6	IND 9	Touchdown	10	07:50	03:52	3:58	Kickoff	IND 30	7	48	-5	43	2	JAX 27	Field Goal
11	03:52	01:44	2:08	Kickoff	JAX 30	7	35	0	35	2	IND 35	Field Goal	11	01:44	00:15	1:29	Kickoff	IND 30	6	16	0	16	1	IND 46	Punt
12	00:15	00:00	0:15	Punt	JAX 15	1	-1	0	-1	0	JAX 15	End Half	12	10:00	05:23	4:37	Kickoff	IND 30	11	50	0	50	3	JAX 20	Field Goal
13	05:23	03:11	2:12	Kickoff	JAX 30	4	8	0	8	0	JAX 18	Downs													



# 2024 DRIVE EFFICIENCY - GAME-BY-GAME

2024 REGULAR SEASON JACKSONVILLE JAGUARS DRIVES ENDED BY...  
(THROUGH WEEK 18)

DATE	TEAMS	DRIVES	3/OUT	TD	FGA	FGM	PNT	DWN	TRN	SAF	CLK	POINTS	PTS/DRV	EFF
9/8	Jacksonville	11	5	2	1	1	6	1	1	0	0	17	1.55	0.273
	@ Miami	11	2	2	3	2	4	2	0	0	0	20	1.82	0.364
9/15	Jacksonville	10	3	1	3	2	3	0	0	0	2	13	1.30	0.400
	vs. Cleveland	9	3	1	3	3	5	0	0	1	0	16	1.78	0.444
9/23	Jacksonville	10	3	1	1	1	2	4	2	0	0	10	1.00	0.200
	@ Buffalo	10	2	6	2	2	1	0	0	0	1	47	4.70	0.800
9/29	Jacksonville	12	4	2	2	2	5	1	0	0	2	20	1.67	0.333
	@ Houston	10	2	3	1	1	6	0	0	0	0	24	2.40	0.400
10/6	Jacksonville	12	1	4	3	3	2	1	2	0	0	37	3.08	0.583
	vs. Indianapolis	13	4	4	2	2	4	0	1	0	2	34	2.62	0.462
10/13	Jacksonville	10	6	2	1	1	4	0	2	0	1	16	1.60	0.300
	@ Chicago	10	3	5	1	0	2	0	1	0	1	35	3.50	0.500
10/20	Jacksonville	8	1	3	1	1	2	1	0	0	1	24	3.00	0.500
	vs. New England	9	2	2	1	1	4	1	0	0	1	16	1.78	0.333
10/27	Jacksonville	12	7	3	2	2	5	0	2	0	0	27	2.25	0.417
	vs. Green Bay	13	3	3	3	3	5	0	1	0	1	30	2.31	0.462
11/3	Jacksonville	11	6	2	0	0	5	1	2	0	1	15	1.36	0.182
	@ Philadelphia	13	4	4	2	1	3	2	1	0	1	28	2.15	0.385
11/10	Jacksonville	10	6	1	0	0	5	0	3	0	1	7	0.70	0.100
	vs. Minnesota	10	2	0	4	4	2	0	3	0	1	12	1.20	0.400
11/17	Jacksonville	9	4	0	2	2	5	1	1	0	0	6	0.67	0.222
	@ Detroit	9	0	7	1	1	0	0	0	0	1	52	5.78	0.889
12/1	Jacksonville	10	4	2	3	2	4	0	1	0	0	20	2.00	0.400
	vs. Houston	11	3	2	3	3	4	0	0	0	2	23	2.09	0.455
12/8	Jacksonville	9	4	1	1	1	4	0	2	0	1	10	1.11	0.222
	@ Tennessee	9	3	0	2	2	3	3	0	0	1	6	0.67	0.222
12/15	Jacksonville	10	1	2	4	4	2	0	2	0	0	25	2.50	0.600
	vs. N.Y. Jets	10	2	4	2	1	3	0	0	0	1	32	3.20	0.500
12/22	Jacksonville	12	4	2	0	0	7	1	2	0	0	14	1.17	0.167
	@ Las Vegas	13	5	2	3	2	6	0	0	0	2	19	1.46	0.308
12/29	Jacksonville	8	3	2	2	2	3	0	0	0	1	20	2.50	0.500
	vs. Tennessee	8	0	1	2	2	3	1	1	0	0	13	1.63	0.375
1/5	Jacksonville	13	6	2	3	3	4	1	1	0	2	23	1.77	0.385
	@ Indianapolis	12	1	2	5	4	4	1	0	0	0	26	2.17	0.500
<b>TOTALS</b>	<b>JAGUARS</b>	<b>177</b>	<b>68</b>	<b>32</b>	<b>29</b>	<b>27</b>	<b>68</b>	<b>12</b>	<b>23</b>	<b>0</b>	<b>12</b>	<b>304</b>	<b>1.72</b>	<b>0.339</b>
	<b>OPPONENTS</b>	<b>180</b>	<b>41</b>	<b>48</b>	<b>40</b>	<b>34</b>	<b>59</b>	<b>10</b>	<b>8</b>	<b>1</b>	<b>15</b>	<b>433</b>	<b>2.41</b>	<b>0.456</b>



# 2024 INDIVIDUAL STATS: PASSING

## 2024 REGULAR SEASON INDIVIDUAL GAME-BY-GAME STATS

PASSING:														
TREVOR LAWRENCE														
DATE	OPP.	ATT	CMP	YDS	CMP%	Y/A	Y/C	TD	TD%	INT	INT%	LG	SK/YD	RATE
09/08	at Miami	21	12	162	57.1%	7.7	13.5	1	4.8%	0	0.0%	30	3/23	97.7
09/15	Cleveland	30	14	220	46.7%	7.3	15.7	0	0.0%	0	0.0%	66	4/24	71.5
09/23	at Buffalo	38	21	178	55.3%	4.7	8.5	1	2.6%	1	2.6%	24	4/36	65.5
09/29	at Houston	33	18	169	54.5%	5.1	9.4	2	6.1%	0	0.0%	32	1/14	89.1
10/06	Indianapolis	34	28	371	82.4%	10.9	13.3	2	5.9%	1	2.9%	85t	0/0	119.5
10/13	at Chicago	35	23	234	65.7%	6.7	10.2	2	5.7%	1	2.9%	24	3/20	91.8
10/20	New England	20	15	193	75.0%	9.7	12.9	1	5.0%	0	0.0%	58	0/0	121.5
10/27	Green Bay	32	21	308	65.6%	9.6	14.7	2	6.3%	1	3.1%	33	1/9	104.7
11/03	at Philadelphia	31	16	169	51.6%	5.5	10.6	0	0.0%	2	6.5%	24	2/14	40.9
11/10	Minnesota	ON INACTIVE LIST												
11/17	at Detroit	ON INACTIVE LIST												
12/01	Houston	10	4	41	40.0%	4.1	10.3	0	0.0%	1	10.0%	30	0/0	12.9
12/08	at Tennessee	INJURED RESERVE												
12/15	N.Y. Jets	INJURED RESERVE												
12/22	at Las Vegas	INJURED RESERVE												
12/29	Tennessee	INJURED RESERVE												
01/05	at Indianapolis	INJURED RESERVE												
<b>TOTALS</b>		<b>284</b>	<b>172</b>	<b>2,045</b>	<b>60.6%</b>	<b>7.2</b>	<b>11.9</b>	<b>11</b>	<b>3.9%</b>	<b>7</b>	<b>2.5%</b>	<b>85T</b>	<b>18/140</b>	<b>85.2</b>

PASSING:														
MAC JONES														
DATE	OPP.	ATT	CMP	YDS	CMP%	Y/A	Y/C	TD	TD%	INT	INT%	LG	SK/YD	RATE
09/08	at Miami	DID NOT PLAY (NON-INJURY)												
09/15	Cleveland	DID NOT PLAY (NON-INJURY)												
09/23	at Buffalo	8	5	22	62.5%	2.8	4.4	0	0.0%	0	0.0%	9	1/17	66.7
09/29	at Houston	DID NOT PLAY (NON-INJURY)												
10/06	Indianapolis	DID NOT PLAY (NON-INJURY)												
10/13	at Chicago	1	1	6	100.0%	6.0	6.0	0	0.0%	0	0.0%	6	1/10	91.7
10/20	New England	DID NOT PLAY (NON-INJURY)												
10/27	Green Bay	DID NOT PLAY (NON-INJURY)												
11/03	at Philadelphia	DID NOT PLAY (NON-INJURY)												
11/10	Minnesota	22	14	111	63.6%	5.0	7.9	0	0.0%	2	9.1%	23	3/24	38.3
11/17	at Detroit	29	17	138	58.6%	4.8	8.1	0	0.0%	1	3.4%	24	1/9	56.4
12/01	Houston	32	20	235	62.5%	7.3	11.8	2	6.3%	0	0.0%	56	0/0	105.6
12/08	at Tennessee	31	23	220	74.2%	7.1	9.6	0	0.0%	2	6.5%	31	1/0	66.6
12/15	N.Y. Jets	46	31	294	67.4%	6.4	9.5	2	4.3%	2	4.3%	41	2/9	81.2
12/22	at Las Vegas	39	25	247	64.1%	6.3	9.9	1	2.6%	0	0.0%	62t	1/11	90.4
12/29	Tennessee	22	15	174	68.2%	7.9	11.6	2	9.1%	0	0.0%	31	2/1	122.2
01/05	at Indianapolis	32	20	225	62.5%	7.0	11.3	1	3.1%	1	3.1%	41	2/19	80.9
<b>TOTALS</b>		<b>262</b>	<b>171</b>	<b>1,672</b>	<b>65.3%</b>	<b>6.4</b>	<b>9.8</b>	<b>8</b>	<b>3.1%</b>	<b>8</b>	<b>3.1%</b>	<b>62T</b>	<b>14/100</b>	<b>80.5</b>



# 2024 INDIVIDUAL STATS: RUSHING

## 2024 REGULAR SEASON INDIVIDUAL GAME-BY-GAME STATS

RUSHING:		TANK BIGSBY					TRAVIS ETIENNE JR.					D'ERNEST JOHNSON				
DATE	OPP.	NO.	YDS	AVG	LG	TD	NO.	YDS	AVG	LG	TD	NO.	YDS	AVG	LG	TD
09/08	at Miami	12	73	6.1	26	0	12	44	3.7	11	1	0	0	0.0	--	0
09/15	Cleveland	0	0	0.0	--	0	13	52	4.0	20	1	5	26	5.2	9	0
09/23	at Buffalo	2	9	4.5	7	0	11	68	6.2	22	0	2	12	6.0	11	0
09/29	at Houston	7	90	12.9	58	0	11	50	4.5	13	0	2	0	0.0	1	0
10/06	Indianapolis	13	101	7.8	65t	2	6	17	2.8	4	0	1	1	1.0	1	0
10/13	at Chicago	7	24	3.4	8	0	3	-1	-0.3	1	0	6	28	4.7	13	0
10/20	New England	26	118	4.5	13	2	ON INACTIVE LIST					9	38	4.2	10	0
10/27	Green Bay	18	78	4.3	16	0	ON INACTIVE LIST					1	3	3.0	3	0
11/03	at Philadelphia	8	22	2.8	10	0	3	24	8.0	16	0	2	6	3.0	6	0
11/10	Minnesota	2	4	2.0	3	0	11	44	4.0	18	0	0	0	0.0	--	0
11/17	at Detroit	ON INACTIVE LIST					12	27	2.3	9	0	2	3	1.5	3	0
12/01	Houston	7	28	4.0	19	0	13	46	3.5	9	0	ON INACTIVE LIST				
12/08	at Tennessee	18	55	3.1	12	1	4	20	5.0	11	0	ON INACTIVE LIST				
12/15	N.Y. Jets	11	42	3.8	14	0	14	65	4.6	10	0	INACTIVE				
12/22	at Las Vegas	12	50	4.2	10	1	9	22	2.4	12	0	0	0	0.0	--	0
12/29	Tennessee	11	33	3.0	7	0	15	49	3.3	15	0	0	0	0.0	--	0
01/05	at Indianapolis	14	39	2.8	11	1	13	31	2.4	11	0	2	26	13.0	22	0
<b>TOTALS</b>		<b>168</b>	<b>766</b>	<b>4.6</b>	<b>65T</b>	<b>7</b>	<b>150</b>	<b>558</b>	<b>3.7</b>	<b>22</b>	<b>2</b>	<b>32</b>	<b>143</b>	<b>4.5</b>	<b>22</b>	<b>0</b>

RUSHING:		TREVOR LAWRENCE					MAC JONES					BRIAN THOMAS JR.				
DATE	OPP.	NO.	YDS	AVG	LG	TD	NO.	YDS	AVG	LG	TD	NO.	YDS	AVG	LG	TD
09/08	at Miami	1	8	8.0	8	0	DID NOT PLAY (NON-INJURY)					0	0	0.0	--	0
09/15	Cleveland	2	45	22.5	33	0	DID NOT PLAY (NON-INJURY)					0	0	0.0	--	0
09/23	at Buffalo	2	3	1.5	2	0	0	0	0.0	--	0	0	0	0.0	--	0
09/29	at Houston	3	5	1.7	6	0	DID NOT PLAY (NON-INJURY)					1	13	13.0	13	0
10/06	Indianapolis	2	4	2.0	2	0	DID NOT PLAY (NON-INJURY)					0	0	0.0	--	0
10/13	at Chicago	4	17	4.3	10	0	0	0	0.0	--	0	0	0	0.0	--	0
10/20	New England	2	13	6.5	11	0	DID NOT PLAY (NON-INJURY)					2	2	1.0	1	0
10/27	Green Bay	4	10	2.5	6t	1	DID NOT PLAY (NON-INJURY)					0	0	0.0	--	0
11/03	at Philadelphia	5	8	1.6	4t	2	DID NOT PLAY (NON-INJURY)					0	0	0.0	--	0
11/10	Minnesota	ON INACTIVE LIST					5	8	1.6	5	1	0	0	0.0	--	0
11/17	at Detroit	ON INACTIVE LIST					2	7	3.5	5	0	1	4	4.0	4	0
12/01	Houston	1	6	6.0	6	0	3	6	2.0	5	0	1	11	11.0	11	0
12/08	at Tennessee	INJURED RESERVE					3	3	1.0	3	0	0	0	0.0	--	0
12/15	N.Y. Jets	INJURED RESERVE					4	29	7.3	13	0	0	0	0.0	--	0
12/22	at Las Vegas	INJURED RESERVE					0	0	0.0	--	0	0	0	0.0	--	0
12/29	Tennessee	INJURED RESERVE					6	22	3.7	9	0	1	18	18.0	18	0
01/05	at Indianapolis	INJURED RESERVE					5	17	3.4	12	0	0	0	0.0	--	0
<b>TOTALS</b>		<b>26</b>	<b>119</b>	<b>4.6</b>	<b>33</b>	<b>3</b>	<b>28</b>	<b>92</b>	<b>3.3</b>	<b>13</b>	<b>1</b>	<b>6</b>	<b>48</b>	<b>8.0</b>	<b>18</b>	<b>0</b>

RUSHING:		DEVIN DUVERNAY				
DATE	OPP.	NO.	YDS	AVG	LG	TD
09/08	at Miami	1	3	3.0	3	0
09/15	Cleveland	1	4	4.0	4	0
09/23	at Buffalo	0	0	0.0	--	0
09/29	at Houston	0	0	0.0	--	0
10/06	Indianapolis	1	3	3.0	3	0
10/13	at Chicago	INJURED RESERVE				
10/20	New England	INJURED RESERVE				
10/27	Green Bay	INJURED RESERVE				
11/03	at Philadelphia	INJURED RESERVE				
11/10	Minnesota	0	0	0.0	--	0
11/17	at Detroit	0	0	0.0	--	0
12/01	Houston	0	0	0.0	--	0
12/08	at Tennessee	1	-7	-7.0	-7	0
12/15	N.Y. Jets	0	0	0.0	--	0
12/22	at Las Vegas	0	0	0.0	--	0
12/29	Tennessee	0	0	0.0	--	0
01/05	at Indianapolis	0	0	0.0	--	0
<b>TOTALS</b>		<b>4</b>	<b>3</b>	<b>0.8</b>	<b>4</b>	<b>0</b>



# 2024 INDIVIDUAL STATS: RECEIVING

## 2024 REGULAR SEASON INDIVIDUAL GAME-BY-GAME STATS

RECEIVING:		BRIAN THOMAS JR.					BRENTON STRANGE					PARKER WASHINGTON				
DATE	OPP.	NO.	YDS	AVG	LG	TD	NO.	YDS	AVG	LG	TD	NO.	YDS	AVG	LG	TD
09/08	at Miami	4	47	11.8	18	1	0	0	0.0	--	0	1	3	3.0	3	0
09/15	Cleveland	2	94	47.0	66	0	3	65	21.7	30	0	0	0	0.0	--	0
09/23	at Buffalo	5	48	9.6	16	0	2	12	6.0	6t	1	2	18	9.0	12	0
09/29	at Houston	6	86	14.3	32	1	3	19	6.3	11	0	0	0	0.0	--	0
10/06	Indianapolis	5	122	24.4	85t	1	4	24	6.0	12	1	0	0	0.0	--	0
10/13	at Chicago	3	27	9.0	13	0	1	11	11.0	11	0	0	0	0.0	--	0
10/20	New England	5	89	17.8	58	1	0	0	0.0	--	0	0	0	0.0	--	0
10/27	Green Bay	3	60	20.0	28	1	5	59	11.8	21	0	3	46	15.3	23	0
11/03	at Philadelphia	2	22	11.0	16	0	0	0	0.0	--	0	3	41	13.7	18	0
11/10	Minnesota	2	12	6.0	10	0	2	25	12.5	23	0	0	0	0.0	--	0
11/17	at Detroit	5	82	16.4	24	0	1	6	6.0	6	0	1	10	10.0	10	0
12/01	Houston	4	76	19.0	56	1	1	14	14.0	14	0	6	103	17.2	30	1
12/08	at Tennessee	8	86	10.8	31	0	1	21	21.0	21	0	2	15	7.5	8	0
12/15	N.Y. Jets	10	105	10.5	41	2	11	73	6.6	9	0	3	54	18.0	29	0
12/22	at Las Vegas	9	132	14.7	62t	1	2	22	11.0	13	0	6	54	9.0	17	0
12/29	Tennessee	7	91	13.0	31	1	0	0	0.0	--	0	3	31	10.3	24	1
01/05	at Indianapolis	7	103	14.7	41	0	4	60	15.0	26	0	2	15	7.5	9t	1
<b>TOTALS</b>		<b>87</b>	<b>1,282</b>	<b>14.7</b>	<b>85T</b>	<b>10</b>	<b>40</b>	<b>411</b>	<b>10.3</b>	<b>30</b>	<b>2</b>	<b>32</b>	<b>390</b>	<b>12.2</b>	<b>30</b>	<b>3</b>

RECEIVING:		CHRISTIAN KIRK					EVAN ENGRAM					TRAVIS ETIENNE JR.				
DATE	OPP.	NO.	YDS	AVG	LG	TD	NO.	YDS	AVG	LG	TD	NO.	YDS	AVG	LG	TD
09/08	at Miami	1	30	30.0	30	0	1	5	5.0	5	0	2	15	7.5	12	0
09/15	Cleveland	1	-1	-1.0	-1	0	<i>DID NOT PLAY (NON-INJURY)</i>					3	6	2.0	8	0
09/23	at Buffalo	8	79	9.9	24	0	<i>ON INACTIVE LIST</i>					4	17	4.3	8	0
09/29	at Houston	7	61	8.7	20	1	<i>ON INACTIVE LIST</i>					1	10	10.0	10	0
10/06	Indianapolis	4	88	22.0	61	0	<i>ON INACTIVE LIST</i>					6	43	7.2	14	0
10/13	at Chicago	3	39	13.0	15	0	10	102	10.2	24	0	0	0	0.0	--	0
10/20	New England	1	24	24.0	24	0	5	35	7.0	13	0	<i>ON INACTIVE LIST</i>				
10/27	Green Bay	2	59	29.5	33	0	4	36	9.0	14t	1	<i>ON INACTIVE LIST</i>				
11/03	at Philadelphia	<i>INJURED RESERVE</i>					5	45	9.0	24	0	2	6	3.0	3	0
11/10	Minnesota	<i>INJURED RESERVE</i>					6	40	6.7	15	0	1	-1	-1.0	-1	0
11/17	at Detroit	<i>INJURED RESERVE</i>					5	28	5.6	9	0	3	6	2.0	8	0
12/01	Houston	<i>INJURED RESERVE</i>					7	41	5.9	16	0	3	12	4.0	5	0
12/08	at Tennessee	<i>INJURED RESERVE</i>					4	33	8.3	11	0	4	50	12.5	21	0
12/15	N.Y. Jets	<i>INJURED RESERVE</i>					<i>INJURED RESERVE</i>					4	20	5.0	8	0
12/22	at Las Vegas	<i>INJURED RESERVE</i>					<i>INJURED RESERVE</i>					2	15	7.5	11	0
12/29	Tennessee	<i>INJURED RESERVE</i>					<i>INJURED RESERVE</i>					1	26	26.0	26	0
01/05	at Indianapolis	<i>INJURED RESERVE</i>					<i>INJURED RESERVE</i>					3	29	9.7	14	0
<b>TOTALS</b>		<b>27</b>	<b>379</b>	<b>14.0</b>	<b>61</b>	<b>1</b>	<b>47</b>	<b>365</b>	<b>7.8</b>	<b>24</b>	<b>1</b>	<b>39</b>	<b>254</b>	<b>6.5</b>	<b>26</b>	<b>0</b>

RECEIVING:		GABE DAVIS					D'ERNEST JOHNSON					DEVIN DUVERNAY				
DATE	OPP.	NO.	YDS	AVG	LG	TD	NO.	YDS	AVG	LG	TD	NO.	YDS	AVG	LG	TD
09/08	at Miami	3	62	20.7	22	0	0	0	0.0	--	0	0	0	0.0	--	0
09/15	Cleveland	3	43	14.3	22	0	0	0	0.0	--	0	0	0	0.0	--	0
09/23	at Buffalo	2	18	9.0	13	0	0	0	0.0	--	0	1	-1	-1.0	-1	0
09/29	at Houston	1	-2	-2.0	5	0	0	0	0.0	--	0	0	0	0.0	--	0
10/06	Indianapolis	3	38	12.7	21	0	2	9	4.5	9	0	0	0	0.0	--	0
10/13	at Chicago	5	45	9.0	21t	2	2	16	8.0	14	0	<i>INJURED RESERVE</i>				
10/20	New England	1	13	13.0	13	0	3	32	10.7	26	0	<i>INJURED RESERVE</i>				
10/27	Green Bay	0	0	0.0	--	0	1	20	20.0	20	0	<i>INJURED RESERVE</i>				
11/03	at Philadelphia	<i>ON INACTIVE LIST</i>					0	0	0.0	--	0	<i>INJURED RESERVE</i>				
11/10	Minnesota	1	19	19.0	19	0	0	0	0.0	--	0	0	0	0.0	--	0
11/17	at Detroit	1	3	3.0	3	0	0	0	0.0	--	0	0	0	0.0	--	0
12/01	Houston	<i>INJURED RESERVE</i>					<i>ON INACTIVE LIST</i>					2	23	11.5	18	0
12/08	at Tennessee	<i>INJURED RESERVE</i>					<i>ON INACTIVE LIST</i>					3	8	2.7	5	0
12/15	N.Y. Jets	<i>INJURED RESERVE</i>					<i>INACTIVE</i>					3	42	14.0	28	0
12/22	at Las Vegas	<i>INJURED RESERVE</i>					1	8	8.0	8	0	1	3	3.0	3	0
12/29	Tennessee	<i>INJURED RESERVE</i>					2	11	5.5	8	0	1	4	4.0	4	0
01/05	at Indianapolis	<i>INJURED RESERVE</i>					1	0	0.0	--	0	0	0	0.0	--	0
<b>TOTALS</b>		<b>20</b>	<b>239</b>	<b>12.0</b>	<b>22</b>	<b>2</b>	<b>12</b>	<b>96</b>	<b>8.0</b>	<b>26</b>	<b>0</b>	<b>11</b>	<b>79</b>	<b>7.2</b>	<b>28</b>	<b>0</b>



# 2024 INDIVIDUAL STATS: RECEIVING

RECEIVING:		LUKE FARRELL					TANK BIGSBY					TIM JONES				
DATE	OPP.	NO.	YDS	AVG	LG	TD	NO.	YDS	AVG	LG	TD	NO.	YDS	AVG	LG	TD
09/08	at Miami	0	0	0.0	--	0	0	0	0.0	--	0	0	0	0.0	--	0
09/15	Cleveland	2	13	6.5	7	0	0	0	0.0	--	0	0	0	0.0	--	0
09/23	at Buffalo	1	1	1.0	1	0	0	0	0.0	--	0	0	0	0.0	--	0
09/29	at Houston	0	0	0.0	--	0	0	0	0.0	--	0	0	0	0.0	--	0
10/06	Indianapolis	2	17	8.5	11	0	1	28	28.0	28	0	0	0	0.0	--	0
10/13	at Chicago	0	0	0.0	--	0	0	0	0.0	--	0	0	0	0.0	--	0
10/20	New England	0	0	0.0	--	0	0	0	0.0	--	0	0	0	0.0	--	0
10/27	Green Bay	0	0	0.0	--	0	2	8	4.0	6	0	1	20	20.0	20	0
11/03	at Philadelphia	1	5	5.0	5	0	0	0	0.0	--	0	1	10	10.0	10	0
11/10	Minnesota	2	16	8.0	9	0	0	0	0.0	--	0	0	0	0.0	--	0
11/17	at Detroit	1	3	3.0	3	0	ON INACTIVE LIST					0	0	0.0	--	0
12/01	Houston	0	0	0.0	--	0	1	7	7.0	7	0	0	0	0.0	--	0
12/08	at Tennessee	0	0	0.0	--	0	1	7	7.0	7	0	0	0	0.0	--	0
12/15	N.Y. Jets	0	0	0.0	--	0	0	0	0.0	--	0	0	0	0.0	--	0
12/22	at Las Vegas	2	8	4.0	6	0	1	1	1.0	1	0	0	0	0.0	--	0
12/29	Tennessee	0	0	0.0	--	0	0	0	0.0	--	0	1	11	11.0	11	0
01/05	at Indianapolis	1	4	4.0	4	0	1	3	3.0	3	0	0	0	0.0	--	0
<b>TOTALS</b>		<b>12</b>	<b>67</b>	<b>5.6</b>	<b>11</b>	<b>0</b>	<b>7</b>	<b>54</b>	<b>7.7</b>	<b>28</b>	<b>0</b>	<b>3</b>	<b>41</b>	<b>13.7</b>	<b>20</b>	<b>0</b>

RECEIVING:		AUSTIN TRAMMELL					JOSIAH DEGUARA					JOSH REYNOLDS							
DATE	OPP.	NO.	YDS	AVG	LG	TD	NO.	YDS	AVG	LG	TD	NO.	YDS	AVG	LG	TD			
09/08	at Miami		PRACTICE SQUAD						PRACTICE SQUAD						Broncos				
09/15	Cleveland		PRACTICE SQUAD						PRACTICE SQUAD						Broncos				
09/23	at Buffalo		PRACTICE SQUAD						PRACTICE SQUAD						Broncos				
09/29	at Houston		PRACTICE SQUAD					0	0	0.0	--	0		Broncos					
10/06	Indianapolis		PRACTICE SQUAD					1	2	2.0	2	0		Broncos					
10/13	at Chicago		PRACTICE SQUAD					0	0	0.0	--	0		Broncos					
10/20	New England		PRACTICE SQUAD					0	0	0.0	--	0		Broncos					
10/27	Green Bay		PRACTICE SQUAD					0	0	0.0	--	0		Broncos					
11/03	at Philadelphia	2	40	20.0	22	0	0	0	0.0	--	0		Broncos						
11/10	Minnesota		PRACTICE SQUAD					0	0	0.0	--	0		Broncos					
11/17	at Detroit		PRACTICE SQUAD					0	0	0.0	--	0		Broncos					
12/01	Houston		PRACTICE SQUAD					0	0	0.0	--	0		Broncos					
12/08	at Tennessee		PRACTICE SQUAD					0	0	0.0	--	0		ON INACTIVE LIST					
12/15	N.Y. Jets		PRACTICE SQUAD					0	0	0.0	--	0	0	0	0.0	--	0		
12/22	at Las Vegas		PRACTICE SQUAD					1	4	4.0	4	0	0	0	0.0	--	0		
12/29	Tennessee		PRACTICE SQUAD					0	0	0.0	--	0	0	0	0.0	--	0		
01/05	at Indianapolis		PRACTICE SQUAD					0	0	0.0	--	0	1	11	11.0	11	0		
<b>TOTALS</b>		<b>2</b>	<b>40</b>	<b>20.0</b>	<b>22</b>	<b>0</b>	<b>2</b>	<b>6</b>	<b>3.0</b>	<b>4</b>	<b>0</b>	<b>1</b>	<b>11</b>	<b>11.0</b>	<b>49</b>	<b>0</b>			

RECEIVING:		TREVOR LAWRENCE					
DATE	OPP.	NO.	YDS	AVG	LG	TD	
09/08	at Miami	0	0	0.0	--	0	
09/15	Cleveland	0	0	0.0	--	0	
09/23	at Buffalo	0	0	0.0	--	0	
09/29	at Houston	0	-5	0.0	-5	0	
10/06	Indianapolis	0	0	0.0	--	0	
10/13	at Chicago	0	0	0.0	--	0	
10/20	New England	0	0	0.0	--	0	
10/27	Green Bay	0	0	0.0	--	0	
11/03	at Philadelphia	0	0	0.0	--	0	
11/10	Minnesota		ON INACTIVE LIST				
11/17	at Detroit		ON INACTIVE LIST				
12/01	Houston	0	0	0.0	--	0	
12/08	at Tennessee		INJURED RESERVE				
12/15	N.Y. Jets		INJURED RESERVE				
12/22	at Las Vegas		INJURED RESERVE				
12/29	Tennessee		INJURED RESERVE				
01/05	at Indianapolis		INJURED RESERVE				
<b>TOTALS</b>		<b>0</b>	<b>-5</b>	<b>0.0</b>	<b>-5</b>	<b>0</b>	



# 2024 INDIVIDUAL STATS: DEFENSIVE

2024 REGULAR SEASON INDIVIDUAL DEFENSIVE GAME-BY-GAME STATS																																										
		DEVIN LLOYD									FOYESADE OLUOKUN									MONTARIC BROWN																						
DATE	OPP.	S	A	TK	TFL	TFLY	SK	SKY	INT	FR	FF	PR	PD	S	A	TK	TFL	TFLY	SK	SKY	INT	FR	FF	PR	PD	S	A	TK	TFL	TFLY	SK	SKY	INT	FR	FF	PR	PD					
09/08	at Miami	7	2	9	1	3	0.0	0.0	0	0	0	0	0	9	2	11	2	2	0.0	0.0	0	0	0	0	0	1	2	1	3	0	0	0.0	0.0	0	0	0	0	0				
09/15	Cleveland	5	3	8	0	0	0.0	0.0	0	0	1	1	2	2	6	8	1	9	1.0	9.0	0	0	0	1	0	11	0	11	2	3	0.0	0.0	0	0	0	0	0	0				
09/23	at Buffalo	1	3	4	0	0	0.0	0.0	0	0	0	0	0	2	1	3	0	0	0.0	0.0	0	0	0	0	1	4	3	7	0	0	0.0	0.0	0	0	0	0	0	0				
09/29	at Houston	ON INACTIVE LIST									INJURED RESERVE									5	3	8	1	2	0.0	0.0	0	0	0	0	0	3										
10/06	Indianapolis	2	4	6	0	0	0.0	0.0	0	0	0	0	0	INJURED RESERVE									4	4	8	0	0	0.0	0.0	0	0	0	0	0	0	0	0	0	0	0		
10/13	at Chicago	4	5	9	1	2	0.0	0.0	0	0	0	0	0	INJURED RESERVE									5	2	7	0	0	0.0	0.0	0	0	0	0	0	0	0	0	0	0	0	0	
10/20	New England	5	6	11	1	5	1.0	5.0	0	0	0	1	0	INJURED RESERVE									1	0	1	0	0	0.0	0.0	0	0	0	0	0	0	0	0	0	0	0	0	0
10/27	Green Bay	2	1	3	1	2	0.0	0.0	0	0	0	0	0	4	5	9	1	1	0.0	0.0	0	0	0	0	0	4	0	4	2	5	0.0	0.0	0	0	0	0	0	0	0			
11/03	at Philadelphia	6	2	8	0	0	0.0	0.0	0	0	0	0	0	7	1	8	0	0	0.0	0.0	0	0	0	0	0	0	0	0	0	0	0	0.0	0.0	0	0	0	0	0	0	0		
11/10	Minnesota	9	7	16	0	0	0.0	0.0	0	0	0	0	0	6	5	11	0	0	0.0	0.0	1	0	0	0	1	2	0	2	0	0	0.0	0.0	1	0	0	0	0	1	0			
11/17	at Detroit	3	2	5	0	0	0.0	0.0	0	0	0	0	0	6	3	9	0	0	0.0	0.0	0	0	0	0	0	2	3	5	0	0	0.0	0.0	0	0	0	0	0	0	0			
12/01	Houston	3	3	6	1	4	0.0	0.0	0	0	0	1	1	3	1	4	0	0	0.0	0.0	0	0	0	2	2	0	2	0	0	0.0	0.0	0	0	0	0	0	0	1	0			
12/08	at Tennessee	1	7	8	0	0	0.0	0.0	0	0	0	0	0	6	5	11	0	0	0.0	0.0	0	0	0	0	0	4	1	5	0	0	0.0	0.0	0	0	0	0	2	0	0			
12/15	N.Y. Jets	0	1	1	0	0	0.0	0.0	0	0	0	1	0	3	1	4	1	2	0.0	0.0	0	0	0	0	0	0	0	0	0	0	0.0	0.0	0	0	0	0	0	0	0			
12/22	at Las Vegas	5	2	7	0	0	0.0	0.0	0	0	0	0	0	6	2	8	0	0	0.0	0.0	0	0	0	1	2	0	2	1	3	0.0	0.0	0	0	0	0	0	0	0				
12/29	Tennessee	4	2	6	0	0	0.0	0.0	1	0	0	1	3	8	11	1	1	0.0	0.0	0	0	0	1	5	2	7	0	0	0.0	0.0	0	0	0	0	1	0	0	0				
01/05	at Indianapolis	4	2	6	2	10	1.0	8.0	0	0	0	1	0	3	7	10	0	0	0.0	0.0	0	0	0	0	0	2	1	3	0	0	0.0	0.0	0	0	0	0	0	0				
<b>TOTALS</b>		<b>61</b>	<b>52</b>	<b>113</b>	<b>7</b>	<b>26</b>	<b>2.0</b>	<b>13.0</b>	<b>1</b>	<b>0</b>	<b>1</b>	<b>5</b>	<b>4</b>	<b>60</b>	<b>47</b>	<b>107</b>	<b>6</b>	<b>15</b>	<b>1.0</b>	<b>9.0</b>	<b>1</b>	<b>0</b>	<b>0</b>	<b>1</b>	<b>7</b>	<b>55</b>	<b>20</b>	<b>75</b>	<b>6</b>	<b>13</b>	<b>0.0</b>	<b>0.0</b>	<b>1</b>	<b>0</b>	<b>0</b>	<b>0</b>	<b>8</b>					

2024 REGULAR SEASON INDIVIDUAL DEFENSIVE GAME-BY-GAME STATS																																						
		ANTONIO JOHNSON									VENTRELL MILLER									ANDRE CISCO																		
DATE	OPP.	S	A	TK	TFL	TFLY	SK	SKY	INT	FR	FF	PR	PD	S	A	TK	TFL	TFLY	SK	SKY	INT	FR	FF	PR	PD	S	A	TK	TFL	TFLY	SK	SKY	INT	FR	FF	PR	PD	
09/08	at Miami	5	4	9	1	1	0.0	0.0	0	0	0	0	0	0	0	0	0	0	0.0	0.0	0	0	0	0	0	1	2	3	0	0	0.0	0.0	0	0	0	0	0	
09/15	Cleveland	5	0	5	0	0	0.0	0.0	0	0	0	0	0	0	1	1	0	0	0.0	0.0	0	0	0	0	0	3	2	5	0	0	0.0	0.0	0	0	0	0	0	0
09/23	at Buffalo	5	1	6	0	0	0.0	0.0	0	0	0	0	0	2	3	5	0	0	0.0	0.0	0	0	0	1	2	2	4	0	0	0.0	0.0	0	0	0	0	1	0	1
09/29	at Houston	5	0	5	0	0	0.0	0.0	0	0	0	0	1	7	3	10	1	2	0.0	0.0	0	0	0	0	0	3	1	4	0	0	0.0	0.0	0	0	0	0	0	
10/06	Indianapolis	8	3	11	0	0	0.0	0.0	0	0	0	0	0	6	1	7	1	1	0.0	0.0	0	0	0	0	0	6	1	7	0	0	0.0	0.0	0	0	0	0	1	0
10/13	at Chicago	1	3	4	0	0	0.0	0.0	0	0	0	0	0	8	2	10	0	0	0.0	0.0	0	0	1	0	0	3	4	7	0	0	0.0	0.0	1	0	0	0	1	0
10/20	New England	0	1	1	0	0	0.0	0.0	0	0	0	0	0	5	4	9	0	0	0.0	0.0	0	0	0	0	0	1	4	5	0	0	0.0	0.0	0	0	0	0	1	0
10/27	Green Bay	1	0	1	0	0	0.0	0.0	0	0	0	0	0	5	1	6	1	1	0.0	0.0	0	0	0	0	0	3	0	3	0	0	0.0	0.0	0	0	0	0	0	0
11/03	at Philadelphia	1	0	1	0	0	0.0	0.0	0	0	0	0	0	4	4	8	0	0	0.0	0.0	0	0	0	0	0	2	0	2	0	0	0.0	0.0	0	0	0	0	0	0
11/10	Minnesota	3	1	4	0	0	0.0	0.0	0	0	0	0	0	3	1	4	0	0	0.0	0.0	0	0	0	1	3	2	5	0	0	0.0	0.0	0	0	0	0	0	0	0
11/17	at Detroit	2	2	4	0	0	0.0	0.0	0	0	0	0	0	4	3	7	0	0	0.0	0.0	0	0	0	0	0	5	0	5	0	0	0.0	0.0	0	0	0	0	0	0
12/01	Houston	5	0	5	0	0	0.0	0.0	0	0	0	0	0	2	2	4	1	1	0.0	0.0	0	0	0	0	0	1	1	2	0	0	0.0	0.0	0	0	0	0	0	0
12/08	at Tennessee	5	0	5	0	0	0.0	0.0	0	0	0	0	0	1	1	2	0	0	0.0	0.0	0	0	0	0	0	1	1	2	0	0	0.0	0.0	0	0	0	0	2	0
12/15	N.Y. Jets	2	2	4	0	0	0.0	0.0	0	0	0	0	0	0	0	0	0	0	0.0	0.0	0	0	0	1	2	0	2	0	0	0.0	0.0	0	0	0	0	1	0	1
12/22	at Las Vegas	2	0	2	0	0	0.0	0.0	0	0	0	0	0	1	0	1	0	0	0.0	0.0	0	0	0	0	0	1	2	3	0	0	0.0	0.0	0	0	0	0	0	0
12/29	Tennessee	2	0	2	0	0	0.0	0.0	0	0	0	0	1	INACTIVE									6	2	8	1	3	0.0	0.0	0	0	0	0	0	0	0	0	0
01/05	at Indianapolis	2	1	3	0	0	0.0	0.0	0	0	0	0	0	ON INACTIVE LIST									DID NOT PLAY															
<b>TOTALS</b>		<b>54</b>	<b>18</b>	<b>72</b>	<b>1</b>	<b>1</b>	<b>0.0</b>	<b>0.0</b>	<b>0</b>	<b>0</b>	<b>0</b>	<b>0</b>	<b>2</b>	<b>48</b>	<b>26</b>	<b>74</b>	<b>4</b>	<b>5</b>	<b>0.0</b>	<b>0.0</b>	<b>0</b>	<b>0</b>	<b>1</b>	<b>0</b>	<b>3</b>	<b>43</b>	<b>24</b>	<b>67</b>	<b>1</b>	<b>3</b>	<b>0.0</b>	<b>0.0</b>	<b>1</b>	<b>0</b>	<b>0</b>	<b>0</b>	<b>7</b>	

2024 REGULAR SEASON INDIVIDUAL DEFENSIVE GAME-BY-GAME STATS																																					
		TYSON CAMPBELL									DARNELL SAVAGE									RONALD DARBY																	
DATE	OPP.	S	A	TK	TFL	TFLY	SK	SKY	INT	FR	FF	PR	PD	S	A	TK	TFL	TFLY	SK	SKY	INT	FR	FF	PR	PD	S	A	TK	TFL	TFLY	SK	SKY	INT	FR	FF	PR	PD
09/08	at Miami	3	0	3	1	3	0.0	0.0	0	0	0	0	0	0	0	0	0	0	0.0	0.0	0	0	0	0	2	5	2	7	1	3	0.0	0.0	0	0	0	0	1
09/15	Cleveland	INJURED RESERVE									ON INACTIVE LIST									1	0	1	1	1	0.0	0.0	0	0	0	0	1						
09/23	at Buffalo	INJURED RESERVE									ON INACTIVE LIST									4	1																

# 2024 INDIVIDUAL STATS: DEFENSIVE

DATE	OPP.	DAVON HAMILTON												TRAVON WALKER												JARRIAN JONES												
		S	A	TK	TFL	TFLY	SK	SKY	INT	FR	FF	PR	PD	S	A	TK	TFL	TFLY	SK	SKY	INT	FR	FF	PR	PD	S	A	TK	TFL	TFLY	SK	SKY	INT	FR	FF	PR	PD	
09/08	at Miami	1	0	1	1	1	0.0	0.0	0	0	0	0	0	0	2	4	6	1	14	2.0	14.0	0	0	0	2	0	0	1	1	1	0	0	0	0	0	0	0	0
09/15	Cleveland	2	0	2	0	0	0.0	0.0	0	0	0	1	0	1	1	2	0	0	0.0	0.0	0	0	0	1	0	3	0	3	0	0	0.0	0.0	0	0	0	0	0	
09/23	at Buffalo	0	0	0	0	0	0.0	0.0	0	0	0	0	0	1	3	4	1	1	0.0	0.0	0	0	0	0	0	2	0	2	0	0	0.0	0.0	0	0	0	0	0	
09/29	at Houston	1	1	2	0	0	0.0	0.0	0	0	0	0	0	0	1	1	0	0	0.0	0.0	0	0	0	1	0	3	1	4	0	0	0.0	0.0	0	0	0	0	0	
10/06	Indianapolis	1	1	2	0	0	0.0	0.0	0	0	0	0	0	4	1	5	3	31	3.0	31.0	0	0	1	3	1	0	1	1	0	0	0.0	0.0	0	0	0	0	1	
10/13	at Chicago	2	0	2	1	2	0.0	0.0	0	0	0	0	0	0	1	1	0	0	0.0	0.0	0	0	0	0	0	0	0	0	0	0.0	0.0	0	0	0	0	0		
10/20	New England	1	4	5	1	4	0.0	0.0	0	0	0	0	0	2	1	3	1	14	1.0	14.0	0	0	0	1	0	3	0	3	0	0	0.0	0.0	0	0	0	0	1	
10/27	Green Bay	3	4	7	0	0	0.0	0.0	0	0	0	0	0	1	3	4	0	0	0.5	0.0	0	0	0	1	0	0	1	1	0	0.0	0.0	1	0	0	0	1		
11/03	at Philadelphia	1	3	4	0	0	0.0	0.0	0	0	0	0	0	6	1	7	2	4	0.0	0.0	0	1	0	0	1	0	1	0	0	0.0	0.0	0	0	0	0	0		
11/10	Minnesota	4	3	7	0	0	0.0	0.0	0	0	0	0	0	2	2	4	1	8	1.0	8.0	0	0	0	1	0	2	0	2	0	0.0	0.0	0	0	0	0	0		
11/17	at Detroit	2	1	3	0	0	0.0	0.0	0	0	0	0	0	1	2	3	0	0	0.0	0.0	0	0	0	0	2	1	3	0	0	0.0	0.0	0	0	0	0	0		
12/01	Houston	3	2	5	1	2	0.0	0.0	0	0	0	0	0	1	3	4	1	13	1.0	13.0	0	0	0	1	0	0	0	0	0	0.0	0.0	0	0	0	0	0		
12/08	at Tennessee	2	3	5	1	2	0.0	0.0	0	0	0	0	0	3	1	4	0	0	0.0	0.0	0	0	0	0	0	2	3	5	1	9	1.0	9.0	0	0	0	1	2	
12/15	N.Y. Jets	3	0	3	0	0	0.0	0.0	0	0	0	1	0	1	1	2	1	4	0.0	0.0	0	0	0	0	2	0	2	0	0	0.0	0.0	0	0	0	0	2		
12/22	at Las Vegas	3	2	5	0	0	0.0	0.0	0	0	0	0	0	3	1	4	0	0	0.0	0.0	0	0	0	1	0	4	0	4	0	0.0	0.0	0	0	0	0	0		
12/29	Tennessee	0	1	1	0	0	0.0	0.0	0	0	0	0	0	1	1	2	1	5	1.0	5.0	0	0	1	2	0	4	1	5	0	0	0.0	0.0	0	0	0	0	0	
01/05	at Indianapolis	5	3	8	0	0	0.0	0.0	0	0	0	0	0	2	3	5	1	4	1.0	4.0	0	0	0	1	0	2	1	3	0	0	1.0	0.0	0	0	1	1		
<b>TOTALS</b>		<b>34</b>	<b>28</b>	<b>62</b>	<b>5</b>	<b>11</b>	<b>0.0</b>	<b>0.0</b>	<b>0</b>	<b>0</b>	<b>0</b>	<b>2</b>	<b>0</b>	<b>31</b>	<b>30</b>	<b>61</b>	<b>13</b>	<b>98</b>	<b>10.5</b>	<b>89.0</b>	<b>0</b>	<b>1</b>	<b>2</b>	<b>15</b>	<b>1</b>	<b>30</b>	<b>10</b>	<b>40</b>	<b>1</b>	<b>9</b>	<b>2.0</b>	<b>9.0</b>	<b>1</b>	<b>0</b>	<b>0</b>	<b>2</b>	<b>8</b>	

DATE	OPP.	JOSH HINES-ALLEN												ARIK ARMSTEAD												JEREMIAH LEDBETTER																			
		S	A	TK	TFL	TFLY	SK	SKY	INT	FR	FF	PR	PD	S	A	TK	TFL	TFLY	SK	SKY	INT	FR	FF	PR	PD	S	A	TK	TFL	TFLY	SK	SKY	INT	FR	FF	PR	PD								
09/08	at Miami	0	2	2	0	0	0.0	0.0	0	0	0	0	1	1	0	1	1	5	1.0	5.0	0	0	0	1	0	1	2	3	0	0	0.0	0.0	0	0	0	0	0	ON INACTIVE LIST							
09/15	Cleveland	3	1	4	1	5	1.0	5.0	0	0	0	4	1	2	0	2	0	0	0.0	0.0	0	0	0	0	0	3	1	4	2	2	0.0	0.0	0	0	0	0	0	0							
09/23	at Buffalo	1	2	3	0	0	0.0	0.0	0	0	0	0	0	0	0	0	0	0	0.0	0.0	0	0	0	0	0	1	0	1	1	1	1.0	1.0	0	0	0	0	1	0							
09/29	at Houston	2	1	3	0	0	0.0	0.0	0	0	0	2	0	2	0	2	0	0	0.0	0.0	0	0	0	0	0	1	0	1	0	0	0.0	0.0	0	0	0	0	0	0							
10/06	Indianapolis	2	0	2	1	4	1.0	4.0	0	1	0	1	0	0	2	2	0	0	0.0	0.0	0	0	0	0	0	0	1	1	0	0	0.0	0.0	0	0	0	0	0	0							
10/13	at Chicago	0	1	1	0	0	0.5	2.0	0	0	0	2	0	1	0	1	0	0	0.0	0.0	0	0	0	0	0	0	0	0	0	ON INACTIVE LIST															
10/20	New England	1	1	2	0	0	0.0	0.0	0	0	0	0	0	1	1	2	1	1	0.0	0.0	0	0	0	1	0	2	0	2	1	4	0.0	0.0	0	0	0	0	0	0							
10/27	Green Bay	1	3	4	0	0	0.5	0.0	0	0	0	1	0	1	0	1	0	0	0.0	0.0	0	0	0	0	0	4	2	6	0	0	0.0	0.0	0	0	0	0	1	0							
11/03	at Philadelphia	4	0	4	2	11	2.0	11.0	0	0	0	2	0	3	0	3	0	0	0.0	0.0	0	0	0	0	2	3	5	1	2	0.0	0.0	0	0	0	0	0	0								
11/10	Minnesota	0	1	1	0	0	0.0	0.0	0	0	0	0	0	3	0	3	0	0	0.0	0.0	0	0	0	1	0	2	1	3	1	3	0.0	0.0	0	0	0	1	0								
11/17	at Detroit	3	0	3	1	4	1.0	0.0	0	0	0	1	0	3	0	3	0	0	0.0	0.0	0	0	0	1	0	2	2	4	1	2	0.0	0.0	0	0	0	0	0								
12/01	Houston	3	1	4	1	11	1.0	11.0	0	0	0	1	0	1	0	1	0	0	0.0	0.0	0	0	0	0	1	0	0	0	0	0.0	0.0	0	0	0	0	0	0								
12/08	at Tennessee	2	0	2	2	19	1.0	13.0	0	0	1	1	0	1	1	2	0	0	0.0	0.0	0	0	0	1	0	1	0	1	0	0.0	0.0	0	0	0	0	0	0								
12/15	N.Y. Jets	1	1	2	0	0	0.0	0.0	0	0	0	0	0	0	0	0	0	0	0.0	0.0	0	0	0	0	0	1	0	1	1	14	1.0	14.0	0	0	0	1	0								
12/22	at Las Vegas	0	2	2	0	0	0.0	0.0	0	0	0	2	0	2	1	3	1	6	1.0	6.0	0	0	0	1	0	0	1	1	0	0	0.0	0.0	0	0	0	0	0								
12/29	Tennessee	3	3	6	2	12	1.0	7.0	0	0	0	2	0	0	3	3	0	0	0.0	0.0	0	0	0	0	0	0	2	2	0	0	0.0	0.0	0	0	0	0	0								
01/05	at Indianapolis	ON INACTIVE LIST												0	0	0	0	0	0.0	0.0	0	0	0	0	0	0	1	1	1	3	4	0	0	0.0	0.0	0	0	0	0	0					
<b>TOTALS</b>		<b>26</b>	<b>19</b>	<b>45</b>	<b>10</b>	<b>66</b>	<b>8.0</b>	<b>53.0</b>	<b>0</b>	<b>1</b>	<b>1</b>	<b>19</b>	<b>2</b>	<b>21</b>	<b>8</b>	<b>29</b>	<b>3</b>	<b>12</b>	<b>2.0</b>	<b>11.0</b>	<b>0</b>	<b>0</b>	<b>0</b>	<b>7</b>	<b>3</b>	<b>20</b>	<b>18</b>	<b>38</b>	<b>8</b>	<b>28</b>	<b>2.0</b>	<b>15.0</b>	<b>0</b>	<b>0</b>	<b>0</b>	<b>4</b>	<b>0</b>								

DATE	OPP.	CHAD MUMA												YASIR ABDULLAH												TYLER LACY																		
		S	A	TK	TFL	TFLY	SK	SKY	INT	FR	FF	PR	PD	S	A	TK	TFL	TFLY	SK	SKY	INT	FR	FF	PR	PD	S	A	TK	TFL	TFLY	SK	SKY	INT	FR	FF	PR	PD							
09/08	at Miami	0	2	2	0	0	0.0	0.0	0	0	0	0	0	3	0	3	0	0	0.0	0.0	0	0	0	0	0	0	0	0	0	0.0	0.0	0	0	0	0	0	0	0	0					
09/15	Cleveland	0	0	0	0	0	0.0	0.0	0	0	0	0	0	0	0	0	0	0	0.0	0.0	0	0	0	0	0	ON INACTIVE LIST																		
09/23	at Buffalo	2	5	7	0	0	0.0	0.0	0	0	0	0	0	2	1	3	0	0	0.0	0.0	0	0	0	0	0	0	1	1	0	0	0.0	0.0	0	0	0	0	0	0						
09/29	at Houston	3	5	8	0	0	0.0	0.0	0	0	0	0	0	2	1	3	0	0	0.0	0.0	0	0	0	0	0	0	0	0	0	0.0	0.0	0	0	0	0	0	0	0						
10/06	Indianapolis	3	2	5	0	0	0.0	0.0	0	0	0	0	ON INACTIVE LIST												1	0	1	0	0	0.0	0.0	0	0	0	0	0	0	0	0	0	0	0	0	0
10/13	at Chicago	2	2	4	0	0	0.0	0.0	0	0	0	0	0	0	0	0	0	0	0.0	0.0	0	0	0	0	ON INACTIVE LIST																			
10/20	New England	1	0	1	0	0	0.0	0.0	0	0	0	0	0	2	0	2	0	0	0.0	0.0	0	0	0	0	0	0	1	1	0	0	0.0	0.0	0	0	0	0	0	0						
10/27	Green Bay	0	0	0	0	0	0.0	0.0	0	0	0	0	0	0	0	0	0	0	0.0	0.0	0	0	0	0	0	1	3	4	0	0	0.0	0.0	0	0	0	0	1	0						
11/03	at Philadelphia	0	0	0	0	0	0.0	0.0	0	0	0	0	0	0	0	0	0	0	0.0	0.0	0	0	0	0	0	2	3	5	0	0	0.0	0.0	0	0	0	0	0	0						
11/10	Minnesota	0	0																																									

# 2024 INDIVIDUAL STATS: DEFENSIVE

		<u>MAASON SMITH</u>														<u>ANDREW WINGARD</u>														<u>DE'ANTRE PRINCE</u>													
		<u>TFL</u>														<u>TFL</u>														<u>TFL</u>													
DATE	OPP.	S	A	TK	TFL	Y	SK	SKY	INT	FR	FF	PR	PD	S	A	TK	TFL	TFLY	SK	SKY	INT	FR	FF	PR	PD	S	A	TK	TFL	Y	SK	SKY	INT	FR	FF	PR	PD						
09/08	at Miami	0	0	0	0	0	0.0	0.0	0	0	0	0	0	INJURED RESERVE - DESIGNATED FOR RETURN														DID NOT PLAY (NON-INJURY)															
09/15	Cleveland	ON INACTIVE LIST														INJURED RESERVE - DESIGNATED FOR RETURN														0	1	1	0	0	0.0	0.0	0	0	0	0	0	0	
09/23	at Buffalo	0	0	0	0	0	0.0	0.0	0	0	0	1	0	INJURED RESERVE - DESIGNATED FOR RETURN														0	0	0	0	0	0.0	0.0	0	0	0	0	0	0			
09/29	at Houston	3	0	3	0	0	0.0	0.0	0	0	0	0	0	INJURED RESERVE - DESIGNATED FOR RETURN														0	0	0	0	0	0.0	0.0	0	0	0	0	0	0			
10/06	Indianapolis	0	1	1	0	0	0.0	0.0	0	0	0	0	0	INJURED RESERVE - DESIGNATED FOR RETURN														0	0	0	0	0	0.0	0.0	0	0	0	0	0	0			
10/13	at Chicago	1	0	1	0	0	1.0	0.0	0	0	0	1	1	INJURED RESERVE - DESIGNATED FOR RETURN														0	0	0	0	0	0.0	0.0	0	0	0	0	0	0			
10/20	New England	ON INACTIVE LIST														INJURED RESERVE - DESIGNATED FOR RETURN														0	0	0	0	0	0.0	0.0	0	0	0	0	0	0	
10/27	Green Bay	ON INACTIVE LIST														INJURED RESERVE - DESIGNATED FOR RETURN														1	0	1	0	0	0.0	0.0	0	0	0	0	0	0	
11/03	at Philadelphia	ON INACTIVE LIST														INJURED RESERVE - DESIGNATED FOR RETURN														0	0	0	0	0	0.0	0.0	0	0	0	0	0	0	
11/10	Minnesota	ON INACTIVE LIST														0	0	0	0	0	0.0	0.0	0	0	0	0	0	0	DID NOT PLAY (NON-INJURY)														
11/17	at Detroit	ON INACTIVE LIST														0	0	0	0	0	0.0	0.0	0	0	0	0	0	0	ON INACTIVE LIST														
12/01	Houston	1	1	2	0	0	0.0	0.0	0	0	0	0	0	0	0	0	0	0	0.0	0.0	0	0	0	0	0	DID NOT PLAY (NON-INJURY)																	
12/08	at Tennessee	1	1	2	0	0	0.0	0.0	0	0	0	0	0	0	0	0	0	0	0.0	0.0	0	0	0	0	0	DID NOT PLAY (NON-INJURY)																	
12/15	N.Y. Jets	0	2	2	0	0	0.0	0.0	0	0	0	0	0	0	0	0	0	0	0.0	0.0	0	0	0	0	0	DID NOT PLAY (NON-INJURY)																	
12/22	at Las Vegas	2	1	3	2	8	1.0	6.0	0	0	0	1	1	1	0	1	0	0	0.0	0.0	0	0	0	0	2	1	0	1	0	0	0.0	0.0	0	0	0	0	0						
12/29	Tennessee	1	1	2	1	3	1.0	3.0	0	0	0	1	0	1	2	3	0	0	0.0	0.0	0	0	0	0	0	DID NOT PLAY (NON-INJURY)																	
01/05	at Indianapolis	1	0	1	0	0	0.0	0.0	0	0	0	0	1	5	5	10	0	0	0.0	0.0	0	0	0	0	1	4	1	5	0	0	0.0	0.0	0	0	0	0	1						
<b>TOTALS</b>		<b>10</b>	<b>7</b>	<b>17</b>	<b>3</b>	<b>11</b>	<b>3.0</b>	<b>9.0</b>	<b>0</b>	<b>0</b>	<b>0</b>	<b>4</b>	<b>3</b>	<b>7</b>	<b>7</b>	<b>14</b>	<b>0</b>	<b>0</b>	<b>0.0</b>	<b>0.0</b>	<b>0</b>	<b>0</b>	<b>0</b>	<b>0</b>	<b>3</b>	<b>6</b>	<b>2</b>	<b>8</b>	<b>0</b>	<b>0</b>	<b>0.0</b>	<b>0.0</b>	<b>0</b>	<b>0</b>	<b>0</b>	<b>0</b>	<b>1</b>						

		<u>ROY ROBERTSON-HARRIS</u>														<u>JORDAN JEFFERSON</u>														<u>MYLES COLE</u>													
		<u>TFL</u>														<u>TFL</u>														<u>TFL</u>													
DATE	OPP.	S	A	TK	TFL	Y	SK	SKY	INT	FR	FF	PR	PD	S	A	TK	TFL	TFLY	SK	SKY	INT	FR	FF	PR	PD	S	A	TK	TFL	Y	SK	SKY	INT	FR	FF	PR	PD						
09/08	at Miami	0	0	0	0	0	0.0	0.0	0	0	0	1	0	ON INACTIVE LIST														0	0	0	0	0	0.0	0.0	0	0	0	0	0	0			
09/15	Cleveland	2	1	3	1	5	0.0	0.0	0	0	0	0	0	ON INACTIVE LIST														1	0	1	0	0	0.0	0.0	0	0	0	0	0	0			
09/23	at Buffalo	0	0	0	0	0	0.0	0.0	0	0	0	0	0	ON INACTIVE LIST														ON INACTIVE LIST															
09/29	at Houston	2	0	2	1	10	1.0	10.0	0	0	0	2	0	ON INACTIVE LIST														ON INACTIVE LIST															
10/06	Indianapolis	0	1	1	0	0	0.0	0.0	0	0	0	0	0	ON INACTIVE LIST														ON INACTIVE LIST															
10/13	at Chicago	1	0	1	1	1	1.0	1.0	0	0	0	1	0	0	1	1	0	0	0.0	0.0	0	0	0	0	0	ON INACTIVE LIST																	
10/20	New England	Seahawks														0	0	0	0	0	0.0	0.0	0	0	0	0	0	ON INACTIVE LIST															
10/27	Green Bay	Seahawks														1	2	3	0	0	0.0	0.0	0	0	0	0	0	ON INACTIVE LIST															
11/03	at Philadelphia	Seahawks														1	0	1	1	9	1.0	9.0	0	0	0	1	0	1	0	1	0	0	0.0	0.0	0	0	0	0	0				
11/10	Minnesota	Seahawks														1	1	2	0	0	0.0	0.0	0	0	0	0	0	ON INACTIVE LIST															
11/17	at Detroit	Seahawks														2	1	3	0	0	0.0	0.0	0	0	0	0	0	0	3	3	0	0	0.0	0.0	0	0	0	0	0				
12/01	Houston	Seahawks														ON INACTIVE LIST														0	0	0	0	0	0.0	0.0	0	0	0	0	0	0	
12/08	at Tennessee	Seahawks														ON INACTIVE LIST														ON INACTIVE LIST													
12/15	N.Y. Jets	Seahawks														INACTIVE														INACTIVE													
12/22	at Las Vegas	Seahawks														INACTIVE														2	0	2	1	1	0.0	0.0	0	0	0	0	0	0	
12/29	Tennessee	Seahawks														0	0	0	0	0	0.0	0.0	0	0	0	0	1	0	1	1	0	0	0.0	0.0	0	0	0	0	0	0			
01/05	at Indianapolis	Seahawks														0	2	2	0	0	0.0	0.0	0	0	0	0	0	0	0	0	0	0	0.0	0.0	0	0	0	0	0	0			
<b>TOTALS</b>		<b>5</b>	<b>2</b>	<b>7</b>	<b>3</b>	<b>16</b>	<b>2.0</b>	<b>11.0</b>	<b>0</b>	<b>0</b>	<b>0</b>	<b>4</b>	<b>0</b>	<b>5</b>	<b>7</b>	<b>12</b>	<b>1</b>	<b>9</b>	<b>1.0</b>	<b>9.0</b>	<b>0</b>	<b>0</b>	<b>0</b>	<b>1</b>	<b>1</b>	<b>4</b>	<b>4</b>	<b>8</b>	<b>1</b>	<b>1</b>	<b>0.0</b>	<b>0.0</b>	<b>0</b>	<b>0</b>	<b>0</b>	<b>0</b>	<b>0</b>						

		<u>TRE FLOWERS</u>														<u>DANIEL THOMAS</u>														<u>CHRISTIAN BRASWELL</u>													
		<u>TFL</u>														<u>TFL</u>														<u>TFL</u>													
DATE	OPP.	S	A	TK	TFL	Y	SK	SKY	INT	FR	FF	PR	PD	S	A	TK	TFL	TFLY	SK	SKY	INT	FR	FF	PR	PD	S	A	TK	TFL	Y	SK	SKY	INT	FR	FF	PR	PD						
09/08	at Miami	PRACTICE SQUAD														ON INACTIVE LIST														PRACTICE SQUAD													
09/15	Cleveland	2	0	2	0	0	0.0	0.0	0	0	0	0	0	0	0	0	0	0	0.0	0.0	0	0	0	0	0	0	0	0	0	0	0.0	0.0	0	0	0	0	0	0					
09/23	at Buffalo	0	0	0	0	0	0.0	0.0	0	0	0	0	0	0	1	1	0	0	0.0	0.0	0	0	0	0	0	1	4	5	0	0	0.0	0.0	0	0	0	0	0	0					
09/29	at Houston	0	0	0	0	0	0.0	0.0	0	0	0	0	0	1	1	2	0	0	0.0	0.0	0	0	0	0	0	0	0	0	0	0	0.0	0.0	0	0	0	0	0	0					
10/06	Indianapolis	1	0	1	0	0	0.0	0.0	0	0	0	0	0	ON INACTIVE LIST														PRACTICE SQUAD															
10/13	at Chicago	DID NOT PLAY (NON-INJURY)														0	0	0	0	0	0.0	0.0	0	0	0	0	0	PRACTICE SQUAD															
10/20	New England	DID NOT PLAY (NON-INJURY)														0	0	0	0	0	0.0	0.0	0	0	0	0	0	PRACTICE SQUAD															
10/27	Green Bay	NOT ON ROSTER														0	0	0	0	0	0.0	0.0	0	0	0	0	0	PRACTICE SQUAD															
11/03	at Philadelphia	Colts														0	0	0	0	0	0.0	0.0	0	0	0	0	0	PRACTICE SQUAD															
11/10	Minnesota	Colts														0	0	0	0	0	0.0	0.0	0	0	0	0	0	PRACTICE SQUAD															
11/17	at Detroit	Colts														0	0	0	0	0	0.0	0.0	0	0	0	0	0	PRACTICE SQUAD															
12/01	Houston	Colts														0	0	0	0	0	0.0	0.0	0	0	0	0	0	PRACTICE SQUAD															
12/08	at Tennessee	Colts														0	0	0	0	0	0.0	0.0	0	0	0	0	0	PRACTICE SQUAD															
12/15	N.Y. Jets	Colts														0	0	0	0	0	0.0	0.0	0	0	0	0	0	PRACTICE SQUAD															
12/22	at Las Vegas	Colts														0	0	0	0	0	0.0	0.0	0	0	0	0	0	PRACTICE SQUAD															
12/29	Tennessee	Colts														0	0	0	0	0	0.0	0.0	0	0	0	0	0	PRACTICE SQUAD															
01/05	at Indianapolis	Colts														0	0	0	0	0	0.0	0.0	0	0	0	0	0	PRACTICE SQUAD															
<b>TOTALS</b>		<b>3</b>	<b>0</b>	<b>3</b>	<b>0</b>	<b>0</b>	<b>0.0</b>	<b>0.0</b>	<b>0</b>	<b>0</b>	<b>0</b>	<b>0</b>	<b>0</b>	<b>1</b>	<b>2</b>	<b>3</b>	<b>0</b>	<b>0</b>	<b>0.0</b>	<b>0.0</b>	<b>0</b>	<b>0</b>	<b>0</b>	<b>0</b>	<b>0</b>	<b>1</b>	<b>4</b>	<b>5</b>	<b>0</b>	<b>0</b>	<b>0.0</b>	<b>0.0</b>	<b>0</b>	<b>0</b>	<b>0</b>	<b>0</b>	<b>0</b>						



# 2024 INDIVIDUAL STATS: DEFENSIVE

DATE	OPP.	D.J. COLEMAN													ESEZI OTOMEWO														
		S	A	TK	TFL	TFLY	SK	SKY	INT	FR	FF	PR	PD	S	A	TK	TFL	TFLY	SK	SKY	INT	FR	FF	PR	PD				
09/08	at Miami	PRACTICE SQUAD													ON INACTIVE LIST														
09/15	Cleveland	PRACTICE SQUAD													0	2	2	0	0	0.0	0.0	0	0	0	0	0	0	0	0
09/23	at Buffalo	PRACTICE SQUAD													ON INACTIVE LIST														
09/29	at Houston	PRACTICE SQUAD													0	0	0	0	0	0.0	0.0	0	0	0	0	0	0	0	0
10/06	Indianapolis	PRACTICE SQUAD													0	0	0	0	0	0.0	0.0	0	0	0	0	1	0	0	0
10/13	at Chicago	PRACTICE SQUAD													0	2	2	0	0	0.5	2.0	0	0	0	0	1	0	0	0
10/20	New England	PRACTICE SQUAD													ON INACTIVE LIST														
10/27	Green Bay	PRACTICE SQUAD													ON INACTIVE LIST														
11/03	at Philadelphia	PRACTICE SQUAD													ON INACTIVE LIST														
11/10	Minnesota	PRACTICE SQUAD													ON INACTIVE LIST														
11/17	at Detroit	PRACTICE SQUAD													ON INACTIVE LIST														
12/01	Houston	PRACTICE SQUAD													ON INACTIVE LIST														
12/08	at Tennessee	PRACTICE SQUAD													ON INACTIVE LIST														
12/15	N.Y. Jets	1	2	3	0	0	0.0	0.0	0	0	0	0	0	0	0	0	0	0	0	0	0	0	0	0	0	0			
12/22	at Las Vegas	PRACTICE SQUAD													INACTIVE														
12/29	Tennessee	NOT ON ROSTER													INACTIVE														
01/05	at Indianapolis	NOT ON ROSTER													ON INACTIVE LIST														
<b>TOTALS</b>		1	2	3	0	0	0.0	0.0	0	0	0	0	0	0	0	4	4	0	0	0.5	2.0	0	0	0	2	0			



# 2024 INDIVIDUAL STATS: SPECIAL TEAMS

2024 REGULAR SEASON INDIVIDUAL SPECIAL TEAMS GAME-BY-GAME STATS

DATE	OPP.	CALEB JOHNSON					DANIEL THOMAS					VENTRELL MILLER					JOSIAH DEGUARA					TIM JONES				
		TKL	AST	TOT	FF	FR	TKL	AST	TOT	FF	FR	TKL	AST	TOT	FF	FR	TKL	AST	TOT	FF	FR	TKL	AST	TOT	FF	FR
09/08	at Miami	0	0	0	0	0	ON INACTIVE LIST					1	0	1	0	0	PRACTICE SQUAD					0	0	0	0	0
09/15	Cleveland	1	0	1	0	0	1	0	1	0	0	1	0	1	0	0	PRACTICE SQUAD					0	0	0	0	0
09/23	at Buffalo	1	1	2	0	0	0	0	0	0	0	1	0	1	0	0	PRACTICE SQUAD					0	0	0	0	0
09/29	at Houston	0	0	0	0	0	0	0	0	0	1	1	0	1	0	0	0	0	0	0	0	0	0	0	0	0
10/06	Indianapolis	1	0	1	0	0	ON INACTIVE LIST					0	0	0	0	0	1	0	1	0	0	0	0	0	0	0
10/13	at Chicago	0	0	0	0	0	0	0	0	0	0	0	0	0	0	0	0	0	0	0	0	0	0	0	0	0
10/20	New England	0	0	0	0	0	0	0	0	0	0	1	0	1	0	0	0	0	0	0	0	0	0	0	0	0
10/27	Green Bay	0	0	0	0	0	0	0	0	0	0	0	1	1	0	0	0	0	0	0	0	0	0	0	0	0
11/03	at Philadelphia	1	0	1	0	0	0	0	0	0	0	0	0	0	0	0	0	0	0	0	0	0	0	0	0	0
11/10	Minnesota	0	0	0	0	0	0	0	0	0	0	0	0	0	0	0	0	0	0	0	0	0	0	0	0	0
11/17	at Detroit	0	0	0	0	0	1	0	1	0	0	0	0	0	0	0	0	0	0	0	0	0	0	0	0	0
12/01	Houston	0	0	0	0	0	0	1	1	0	0	0	0	0	0	0	0	0	0	0	0	0	1	1	0	0
12/08	at Tennessee	1	0	1	0	0	0	0	0	0	0	0	0	0	0	0	1	1	2	0	0	0	0	0	0	0
12/15	N.Y. Jets	0	0	0	0	0	0	0	0	0	0	0	0	0	0	0	0	0	0	0	0	0	0	0	0	0
12/22	at Las Vegas	1	1	2	0	0	0	1	1	0	0	0	0	0	0	0	0	0	0	0	0	0	0	0	0	0
12/29	Tennessee	0	1	1	0	0	1	0	1	0	0	INACTIVE					1	0	1	0	0	0	0	0	0	0
01/05	at Indianapolis	0	0	0	0	0	1	1	2	0	0	ON INACTIVE LIST					0	0	0	0	0	1	1	2	0	0
<b>TOTALS</b>		<b>6</b>	<b>3</b>	<b>9</b>	<b>0</b>	<b>0</b>	<b>4</b>	<b>3</b>	<b>7</b>	<b>0</b>	<b>1</b>	<b>5</b>	<b>1</b>	<b>6</b>	<b>0</b>	<b>0</b>	<b>3</b>	<b>1</b>	<b>4</b>	<b>0</b>	<b>0</b>	<b>1</b>	<b>2</b>	<b>3</b>	<b>0</b>	<b>0</b>

DATE	OPP.	YASIR ABDULLAH					ROSS MATISCIK					ROY ROBERTSON-HARRIS					LUKE FARRELL					CHAD MUMA				
		TKL	AST	TOT	FF	FR	TKL	AST	TOT	FF	FR	TKL	AST	TOT	FF	FR	TKL	AST	TOT	FF	FR	TKL	AST	TOT	FF	FR
09/08	at Miami	0	0	0	0	0	0	0	0	0	0	0	0	0	0	0	1	0	1	0	0	0	0	0	0	0
09/15	Cleveland	1	0	1	0	0	0	0	0	0	0	0	0	0	0	0	0	0	0	0	0	0	1	1	0	0
09/23	at Buffalo	0	0	0	0	0	0	0	0	0	0	0	0	0	0	0	0	0	0	0	0	0	0	0	0	0
09/29	at Houston	0	0	0	0	0	0	0	0	0	0	0	0	0	0	0	0	0	0	0	0	0	0	0	0	0
10/06	Indianapolis	ON INACTIVE LIST					0	0	0	0	0	0	0	0	0	0	0	0	0	0	0	0	0	0	0	0
10/13	at Chicago	0	0	0	0	0	0	0	0	0	0	0	0	0	0	0	0	0	0	0	0	0	0	0	0	0
10/20	New England	1	0	1	0	0	0	0	0	0	0	Seahawks					0	0	0	0	0	0	0	0	0	0
10/27	Green Bay	0	0	0	0	0	0	1	1	0	0	Seahawks					0	0	0	0	0	0	0	0	0	0
11/03	at Philadelphia	1	0	1	0	0	0	0	0	0	0	Seahawks					0	0	0	0	0	0	0	0	0	0
11/10	Minnesota	0	0	0	0	0	0	0	0	0	0	Seahawks					0	0	0	0	0	0	0	0	0	0
11/17	at Detroit	ON INACTIVE LIST					0	0	0	0	0	Seahawks					0	0	0	0	0	1	0	1	0	0
12/01	Houston	ON INACTIVE LIST					1	0	1	0	0	Seahawks					1	0	1	0	0	0	0	0	0	0
12/08	at Tennessee	0	0	0	0	0	0	0	0	0	0	Seahawks					0	0	0	0	0	0	0	0	0	0
12/15	N.Y. Jets	0	0	0	0	0	0	0	0	0	0	Seahawks					0	0	0	0	0	0	0	0	0	0
12/22	at Las Vegas	0	0	0	0	0	0	0	0	0	0	Seahawks					0	0	0	0	0	0	0	0	0	0
12/29	Tennessee	0	0	0	0	0	0	0	0	0	0	Seahawks					0	0	0	0	0	0	0	0	0	0
01/05	at Indianapolis	0	0	0	0	0	0	0	0	0	0	Seahawks					0	0	0	0	0	0	0	0	0	0
<b>TOTALS</b>		<b>3</b>	<b>0</b>	<b>3</b>	<b>0</b>	<b>0</b>	<b>1</b>	<b>1</b>	<b>2</b>	<b>0</b>	<b>0</b>	<b>0</b>	<b>0</b>	<b>0</b>	<b>0</b>	<b>0</b>	<b>2</b>	<b>0</b>	<b>2</b>	<b>0</b>	<b>0</b>	<b>1</b>	<b>1</b>	<b>2</b>	<b>0</b>	<b>0</b>

DATE	OPP.	LOGAN COOKE					JOE GILES-HARRIS					ANDREW WINGARD					ANDRE CISCO					D'ERNEST JOHNSON				
		TKL	AST	TOT	FF	FR	TKL	AST	TOT	FF	FR	TKL	AST	TOT	FF	FR	TKL	AST	TOT	FF	FR	TKL	AST	TOT	FF	FR
09/08	at Miami	0	0	0	0	0	Patriots					INJURED RESERVE - DESIGNATED FOR RETURN					1	0	1	0	0	0	0	0	0	0
09/15	Cleveland	0	0	0	0	0	Patriots					INJURED RESERVE - DESIGNATED FOR RETURN					0	0	0	0	0	0	1	1	0	0
09/23	at Buffalo	0	0	0	0	0	Patriots					INJURED RESERVE - DESIGNATED FOR RETURN					0	0	0	0	0	0	0	0	0	0
09/29	at Houston	1	0	1	0	0	Patriots					INJURED RESERVE - DESIGNATED FOR RETURN					0	0	0	0	0	0	0	0	0	0
10/06	Indianapolis	0	0	0	0	0	Patriots					INJURED RESERVE - DESIGNATED FOR RETURN					0	0	0	0	0	0	0	0	0	0
10/13	at Chicago	0	0	0	0	0	Patriots					INJURED RESERVE - DESIGNATED FOR RETURN					0	0	0	0	0	0	0	0	0	0
10/20	New England	0	0	0	0	0	Patriots					INJURED RESERVE - DESIGNATED FOR RETURN					0	0	0	0	0	0	0	0	0	0
10/27	Green Bay	0	0	0	0	0	Patriots					INJURED RESERVE - DESIGNATED FOR RETURN					0	0	0	0	0	0	0	0	0	0
11/03	at Philadelphia	0	0	0	0	0	Patriots					INJURED RESERVE - DESIGNATED FOR RETURN					0	0	0	0	0	0	0	0	0	0
11/10	Minnesota	0	0	0	0	0	Patriots					1	0	1	0	0	0	0	0	0	0	0	0	0	0	0
11/17	at Detroit	0	0	0	0	0	Patriots					0	0	0	0	0	0	0	0	0	0	0	0	0	0	0
12/01	Houston	0	0	0	0	0	Patriots					0	0	0	0	0	0	0	0	0	0	ON INACTIVE LIST				
12/08	at Tennessee	0	0	0	0	0	Patriots					0	0	0	0	0	0	0	0	0	0	ON INACTIVE LIST				
12/15	N.Y. Jets	0	0	0	0	0	Patriots					0	0	0	0	0	0	0	0	0	0	INACTIVE				
12/22	at Las Vegas	0	0	0	0	0	Patriots					0	0	0	0	0	0	0	0	0	0	0	0	0	0	0
12/29	Tennessee	0	0	0	0	0	0	1	1	0	0	0	0	0	0	0	0	0	0	0	0	0	0	0	0	0
01/05	at Indianapolis	0	0	0	0	0	0	0	0	0	0	0	0	0	0	0	DID NOT PLAY					0	0	0	0	0
<b>TOTALS</b>		<b>1</b>	<b>0</b>	<b>1</b>	<b>0</b>	<b>0</b>	<b>0</b>	<b>1</b>	<b>1</b>	<b>0</b>	<b>0</b>	<b>1</b>	<b>0</b>	<b>1</b>	<b>0</b>	<b>0</b>	<b>1</b>	<b>0</b>	<b>1</b>	<b>0</b>	<b>0</b>	<b>0</b>	<b>1</b>	<b>1</b>	<b>0</b>	<b>0</b>



# 2024 INDIVIDUAL STATS: SPECIAL TEAMS

DATE	OPP.	BRENTON STRANGE					ANTONIO JOHNSON					ANTHONY PITTMAN					PARKER WASHINGTON					ESEZI OTOMEWO				
		TKL	AST	TOT	FF	FR	TKL	AST	TOT	FF	FR	TKL	AST	TOT	FF	FR	TKL	AST	TOT	FF	FR	TKL	AST	TOT	FF	FR
09/08	at Miami	0	0	0	0	0	0	0	0	0	0	NOT ON ROSTER					0	0	0	0	1	ON INACTIVE LIST				
09/15	Cleveland	0	0	0	0	0	0	0	0	0	0	NOT ON ROSTER					0	0	0	0	0	0	0	0	0	0
09/23	at Buffalo	0	0	0	0	0	0	0	0	0	0	NOT ON ROSTER					0	0	0	0	0	ON INACTIVE LIST				
09/29	at Houston	0	0	0	0	0	0	0	0	0	0	NOT ON ROSTER					0	0	0	0	0	0	0	0	0	0
10/06	Indianapolis	0	0	0	0	0	0	0	0	0	0	NOT ON ROSTER					0	0	0	0	0	0	0	0	0	0
10/13	at Chicago	0	0	0	0	0	0	0	0	0	0	PRACTICE SQUAD					0	0	0	0	0	0	0	0	0	1
10/20	New England	0	0	0	0	0	0	0	0	0	0	PRACTICE SQUAD					0	0	0	0	0	ON INACTIVE LIST				
10/27	Green Bay	0	0	0	0	0	0	0	0	0	0	PRACTICE SQUAD					0	0	0	0	0	ON INACTIVE LIST				
11/03	at Philadelphia	0	0	0	0	0	0	0	0	0	0	PRACTICE SQUAD					0	0	0	0	0	ON INACTIVE LIST				
11/10	Minnesota	0	0	0	0	0	0	0	0	0	0	PRACTICE SQUAD					0	0	0	0	0	ON INACTIVE LIST				
11/17	at Detroit	0	0	0	0	0	0	0	0	0	0	1	0	1	0	0	0	0	0	0	0	ON INACTIVE LIST				
12/01	Houston	0	0	0	0	0	0	0	0	0	0	PRACTICE SQUAD					0	0	0	0	0	ON INACTIVE LIST				
12/08	at Tennessee	0	1	1	0	0	0	0	0	0	0	PRACTICE SQUAD					0	0	0	0	0	ON INACTIVE LIST				
12/15	N.Y. Jets	0	0	0	0	0	0	0	0	0	0	PRACTICE SQUAD					0	0	0	0	0	INACTIVE				
12/22	at Las Vegas	0	0	0	0	0	0	0	0	0	0	Lions					0	0	0	0	0	INACTIVE				
12/29	Tennessee	0	0	0	0	0	1	0	1	0	0	Lions					0	0	0	0	0	INACTIVE				
01/05	at Indianapolis	0	0	0	0	0	0	0	0	0	0	Lions					0	0	0	0	0	ON INACTIVE LIST				
<b>TOTALS</b>		<b>0</b>	<b>1</b>	<b>1</b>	<b>0</b>	<b>0</b>	<b>1</b>	<b>0</b>	<b>1</b>	<b>0</b>	<b>0</b>	<b>1</b>	<b>0</b>	<b>1</b>	<b>0</b>	<b>0</b>	<b>0</b>	<b>0</b>	<b>0</b>	<b>0</b>	<b>1</b>	<b>0</b>	<b>0</b>	<b>0</b>	<b>0</b>	<b>1</b>

DATE	OPP.	DEVIN DUVERNAY				
		TKL	AST	TOT	FF	FR
09/08	at Miami	0	0	0	0	0
09/15	Cleveland	0	0	0	0	0
09/23	at Buffalo	0	0	0	0	0
09/29	at Houston	0	0	0	0	0
10/06	Indianapolis	0	0	0	0	0
10/13	at Chicago	INJURED RESERVE				
10/20	New England	INJURED RESERVE				
10/27	Green Bay	INJURED RESERVE				
11/03	at Philadelphia	INJURED RESERVE				
11/10	Minnesota	0	0	0	0	0
11/17	at Detroit	0	0	0	0	0
12/01	Houston	0	0	0	0	0
12/08	at Tennessee	0	0	0	0	0
12/15	N.Y. Jets	0	0	0	0	0
12/22	at Las Vegas	0	0	0	0	1
12/29	Tennessee	0	0	0	0	0
01/05	at Indianapolis	0	0	0	0	0
<b>TOTALS</b>		<b>0</b>	<b>0</b>	<b>0</b>	<b>0</b>	<b>1</b>



# 2024 GAME-BY-GAME - OFFENSE

2024 REGULAR SEASON JAGUARS GAME-BY-GAME OFFENSE																		
	09/08	09/15	09/23	09/29	10/06	10/13	10/20	10/27	11/03	11/10	11/17	12/01	12/08	12/15	12/22	12/29	01/05	Totals
	@ MIA	CLE	@ BUF	@ HOU	IND	@ CHI	NE	GB	@ PHI	MIN	@ DET	HOU	@ TEN	NYJ	@ LV	TEN	@ IND	
<b>FIRST DOWNS</b>																		
Total	17	18	19	17	20	17	23	19	14	10	10	19	16	27	15	18	19	298
Rushing	7	7	7	5	6	3	13	5	4	4	2	5	5	10	5	9	9	106
Passing	8	9	10	11	13	14	9	14	9	5	7	13	11	13	9	9	10	174
Penalty	2	2	2	1	1	0	1	0	1	1	1	1	0	4	1	0	0	18
<b>THIRD DOWNS</b>																		
Attempts	10	9	13	12	10	15	10	9	10	11	10	15	13	15	15	13	14	204
Converted	2	3	2	4	3	7	6	1	3	5	2	5	6	8	6	8	5	76
Percentage	20.0%	33.3%	15.4%	33.3%	30.0%	46.7%	60.0%	11.1%	30.0%	45.5%	20.0%	33.3%	46.2%	53.3%	40.0%	61.5%	35.7%	37.3%
<b>FOURTH DOWNS</b>																		
Attempts	1	0	8	1	2	2	1	1	2	0	2	2	1	0	2	0	1	26
Converted	0	0	4	0	1	2	0	1	1	0	1	2	1	0	1	0	0	14
Percentage	0.0%	0	50.0%	0.0%	50.0%	100.0%	0.0%	100.0%	50.0%	0	50.0%	100.0%	100.0%	0	50.0%	0	0.0%	53.8%
<b>TOT. OFFENSE</b>																		
Net Yards	267	323	239	313	497	278	364	390	215	143	170	373	291	421	308	295	319	5,206
Plays	50	55	68	58	57	60	59	56	51	43	47	67	58	77	61	57	68	992
Avg./Play	5.3	5.9	3.5	5.4	8.7	4.6	6.2	7.0	4.2	3.3	3.6	5.6	5.0	5.5	5.0	5.2	4.7	5.2
<b>RUSHING</b>																		
Net Yards	128	127	92	158	126	68	171	91	60	56	41	97	71	136	72	122	113	1,729
Rush. Att.	26	21	17	24	23	20	39	23	18	18	17	25	26	29	21	33	34	414
Avg./Att.	4.9	6.0	5.4	6.6	5.5	3.4	4.4	4.0	3.3	3.1	2.4	3.9	2.7	4.7	3.4	3.7	3.3	4.2
<b>PASSING</b>																		
Net Yards	139	196	147	155	371	210	193	299	155	87	129	276	220	285	236	173	206	3,477
Attempts	21	30	46	33	34	36	20	32	31	22	29	42	31	46	39	22	32	546
Completions	12	14	26	18	28	24	15	21	16	14	17	24	23	31	25	15	20	343
Intercepted	0	0	1	0	1	1	0	1	2	2	1	1	2	2	0	0	1	15
Gross Yards	162	220	200	169	371	240	193	308	169	111	138	276	220	294	247	174	225	3,717
Sacked	3.0	4.0	5.0	1.0	0.0	4.0	0.0	1.0	2.0	3.0	1.0	0.0	1.0	2.0	1.0	2.0	2.0	32.0
Yards Lost	23	24	53	14	0	30	0	9	14	24	9	0	0	9	11	1	19	240
<b>ADVANCES</b>																		
Rushes	26	21	17	24	23	20	39	23	18	18	17	25	26	29	21	33	34	414
Completions	12	14	26	18	28	24	15	21	16	14	17	24	23	31	25	15	20	343
Totals	38	35	43	42	51	44	54	44	34	32	34	49	49	60	46	48	54	757
Total Drives	11	10	10	12	12	10	8	12	11	10	9	10	9	10	12	8	13	177
<b>PENALTIES</b>																		
Number	8	6	7	6	3	8	4	8	4	3	6	4	5	8	8	7	4	99
Yards	71	52	45	44	25	43	24	59	17	25	40	30	39	106	60	50	57	787
<b>FUMBLES</b>																		
Number	2	1	1	1	2	2	0	2	1	1	0	1	0	1	3	0	1	19
Lost	1	0	1	0	1	1	0	1	1	1	0	0	0	0	2	0	0	9
<b>PUNTING</b>																		
Yards	311	156	109	253	102	193	70	298	238	274	267	191	198	94	275	130	200	3,359
Punts	6	3	2	5	2	4	2	5	5	5	5	4	4	2	7	3	4	68
Net Avg.	49.7	43.7	34.0	46.8	45.5	48.3	31.0	49.0	47.6	49.0	47.4	41.0	48.0	47.0	35.3	40.3	47.0	44.8
Gross Avg.	51.8	52.0	54.5	50.6	51.0	48.3	35.0	59.6	47.6	54.8	53.4	47.8	49.5	47.0	39.3	43.3	50.0	49.4
<b>SCORING</b>																		
Points	17	13	10	20	37	16	32	27	23	7	6	20	10	25	14	20	23	320
Q1	7	0	0	10	0	3	0	0	0	7	3	0	0	7	7	3	7	54
Q2	10	3	3	3	13	0	22	10	0	0	3	3	0	6	0	10	6	92
Q3	0	7	7	7	7	7	3	7	16	0	0	3	0	3	7	0	0	74
Q4	0	3	0	0	17	6	7	10	7	0	0	14	10	9	0	7	10	100
OT	0	0	0	0	0	0	0	0	0	0	0	0	0	0	0	0	0	0
TD Rushing	1	1	0	0	2	0	2	1	2	1	0	0	1	0	1	0	1	13
TD Passing	1	0	1	2	2	2	1	2	0	0	0	2	0	2	1	2	1	19
TD KO Returns	0	0	0	0	0	0	0	0	0	0	0	0	0	0	0	0	0	0
TD Punt Returns	0	0	0	0	0	0	1	0	0	0	0	0	0	0	0	0	0	1
TD Sp. Teams	0	0	0	0	0	0	0	0	0	0	0	0	0	0	0	0	0	0
TD Def. Returns	0	0	0	0	0	0	0	0	1	0	0	0	0	0	0	0	0	1
FG Attempts	1	3	1	2	3	1	1	2	0	0	2	3	1	4	0	2	3	29
FG Made	1	2	1	2	3	1	1	2	0	0	2	2	1	4	0	2	3	27
Safety	0	0	0	0	0	0	0	0	0	0	0	0	0	0	0	0	0	0
2-Pt Attempts	0	0	0	0	0	1	1	0	2	0	0	2	0	1	0	0	0	7
2-Pt Made	0	0	0	0	0	0	1	0	2	0	0	1	0	0	0	0	0	4
Time of Possession	26:50	25:37	28:20	26:43	28:28	29:20	33:15	25:51	21:48	17:41	20:54	27:43	28:16	34:24	25:42	29:20	30:51	461:03



# 2024 GAME-BY-GAME - DEFENSE

2024 REGULAR SEASON JAGUARS GAME-BY-GAME DEFENSE																		
	09/08	09/15	09/23	09/29	10/06	10/13	10/20	10/27	11/03	11/10	11/17	12/01	12/08	12/15	12/22	12/29	01/05	Totals
	@ MIA	@ CLE	@ BUF	@ HOU	@ IND	@ CHI	NE	GB	@ PHI	MIN	@ DET	HOU	@ TEN	NYJ	@ LV	TEN	@ IND	
<b>FIRST DOWNS</b>																		
Total	18	17	25	26	25	25	17	22	21	28	38	20	17	22	21	23	24	<b>389</b>
Rushing	5	7	9	4	7	8	2	8	9	10	14	9	8	8	7	10	12	<b>137</b>
Passing	11	7	15	20	17	14	13	11	11	15	22	10	8	10	13	11	11	<b>219</b>
Penalty	2	3	1	2	1	3	2	3	1	3	2	1	1	4	1	2	1	<b>33</b>
<b>THIRD DOWNS</b>																		
Attempts	16	14	11	13	14	11	12	11	17	14	10	13	16	10	14	14	15	<b>225</b>
Converted	8	2	6	7	7	5	6	3	9	5	6	5	8	4	4	7	5	<b>97</b>
Percentage	50.0%	14.3%	54.5%	53.8%	50.0%	45.5%	50.0%	27.3%	52.9%	35.7%	60.0%	38.5%	50.0%	40.0%	28.6%	50.0%	33.3%	<b>43.1%</b>
<b>FOURTH DOWNS</b>																		
Attempts	2	3	2	0	1	1	1	0	2	1	3	1	3	1	0	2	1	<b>24</b>
Converted	0	3	2	0	1	1	0	0	0	1	3	1	0	1	0	1	0	<b>14</b>
Percentage	0.0%	100.0%	100.0%	0	100.0%	100.0%	0.0%	0	0.0%	100.0%	100.0%	100.0%	0.0%	100.0%	0	50.0%	0.0%	<b>58.3%</b>
<b>TOT. OFFENSE</b>																		
Net Yards	400	297	388	435	447	373	295	422	447	402	645	326	272	400	314	337	429	<b>6,629</b>
Plays	65	65	60	68	69	61	54	67	73	82	76	61	62	54	67	64	77	<b>1,125</b>
Avg./Play	6.2	4.6	6.5	6.4	6.5	6.1	5.5	6.3	6.1	4.9	8.5	5.3	4.4	7.4	4.7	5.3	5.6	<b>5.9</b>
<b>RUSHING</b>																		
Net Yards	81	125	122	101	99	152	38	170	237	169	196	108	126	125	69	159	177	<b>2,254</b>
Rush. Att.	25	29	29	26	20	29	15	39	46	43	43	25	28	23	27	30	34	<b>511</b>
Avg./Att.	3.2	4.3	4.2	3.9	5.0	5.2	2.5	4.4	5.2	3.9	4.6	4.3	4.5	5.4	2.6	5.3	5.2	<b>4.4</b>
<b>PASSING</b>																		
Net Yards	319	172	266	334	348	221	257	252	210	233	449	218	146	275	245	178	252	<b>4,375</b>
Attempts	37	34	31	40	45	29	37	27	24	38	33	34	32	30	38	31	40	<b>580</b>
Completions	23	22	24	27	34	23	26	18	18	24	27	22	19	16	24	19	23	<b>389</b>
Intercepted	0	0	0	0	0	1	0	1	0	3	0	0	0	0	0	1	0	<b>6</b>
Gross Yards	338	186	266	345	383	226	276	252	230	241	449	242	168	289	257	193	264	<b>4,605</b>
Sacked	3.0	2.0	0.0	2.0	4.0	3.0	2.0	1.0	3.0	1.0	0.0	2.0	2.0	1.0	2.0	3.0	3.0	<b>34.0</b>
Yards Lost	19	14	0	11	35	5	19	0	20	8	0	24	22	14	12	15	12	<b>230</b>
<b>ADVANCES</b>																		
Rushes	25	29	29	26	20	29	15	39	46	43	43	25	28	23	27	30	34	<b>511</b>
Completions	23	22	24	27	34	23	26	18	18	24	27	22	19	16	24	19	23	<b>389</b>
Totals	48	51	53	53	54	52	41	57	64	67	70	47	47	39	51	49	57	<b>900</b>
Total Drives	11	9	10	10	13	10	9	13	13	10	9	11	9	10	13	8	12	<b>180</b>
<b>PENALTIES</b>																		
Number	9	13	6	12	5	2	7	3	8	6	4	3	4	8	7	5	3	<b>105</b>
Yards	103	100	47	93	34	10	35	20	67	40	46	15	25	62	62	34	15	<b>808</b>
<b>FUMBLES</b>																		
Number	0	1	0	1	1	1	0	0	1	0	0	0	1	0	0	2	0	<b>8</b>
Lost	0	0	0	1	1	0	0	0	1	0	0	0	0	0	0	0	0	<b>3</b>
<b>PUNTING</b>																		
Yards	198	218	49	263	210	123	209	241	146	72	0	202	143	125	285	149	200	<b>2,833</b>
Punts	4	5	1	6	4	2	4	5	3	2	0	4	3	3	6	3	4	<b>59</b>
Net Avg.	48.8	38.0	49.0	43.5	35.5	48.0	28.3	44.8	45.0	36.0	0.0	44.3	45.0	37.7	41.3	40.0	46.3	<b>41.6</b>
Gross Avg.	49.5	43.6	49.0	43.8	52.5	61.5	52.3	48.2	48.7	36.0	0.0	50.5	47.7	41.7	47.5	49.7	50.0	<b>48.0</b>
<b>SCORING</b>																		
Points	20	18	47	24	34	35	16	30	28	12	52	23	6	32	19	13	26	<b>435</b>
Q1	0	7	13	7	7	0	7	0	7	3	7	0	3	7	0	0	7	<b>75</b>
Q2	7	6	21	10	3	14	3	13	9	0	21	6	0	0	13	3	13	<b>142</b>
Q3	7	3	3	0	0	7	0	7	6	3	14	10	3	10	0	7	0	<b>80</b>
Q4	6	2	10	7	24	14	6	10	6	6	10	7	0	15	6	3	3	<b>135</b>
OT	0	0	0	0	0	0	0	0	0	0	0	0	0	0	0	0	3	<b>3</b>
TD Rushing	1	1	2	1	1	1	0	2	2	0	3	1	0	1	2	0	1	<b>19</b>
TD Passing	1	0	4	2	3	4	2	1	2	0	4	1	0	3	0	1	1	<b>29</b>
TD KO Returns	0	0	0	0	0	0	0	0	0	0	0	0	0	0	0	0	0	<b>0</b>
TD Punt Returns	0	0	0	0	0	0	0	0	0	0	0	0	0	0	0	0	0	<b>0</b>
TD Sp. Teams	0	0	0	0	0	0	0	0	0	0	0	0	0	0	0	0	0	<b>0</b>
TD Def. Returns	0	0	0	0	0	0	0	0	0	0	0	0	0	0	0	0	0	<b>0</b>
FG Attempts	3	3	2	1	2	1	1	3	2	4	1	3	2	2	3	2	5	<b>40</b>
FG Made	2	3	2	1	2	0	1	3	1	4	1	3	2	1	2	2	4	<b>34</b>
Safety	0	1	0	0	0	0	0	0	0	0	0	0	0	0	0	0	0	<b>1</b>
2-Pt Attempts	0	0	0	0	0	0	1	0	3	0	0	0	0	1	1	0	0	<b>6</b>
2-Pt Made	0	0	0	0	0	0	0	0	0	0	0	0	0	1	0	0	0	<b>1</b>
Time of Possession	33:10	34:23	31:40	33:17	31:32	30:40	26:45	34:09	38:12	42:19	39:06	32:17	31:44	25:36	34:18	30:40	35:58	<b>565:46</b>



# 2024 THIRD DOWN EFFICIENCY

## JAGUARS 2024 REGULAR SEASON THIRD DOWN EFFICIENCY

JAGUARS												
Date	Opponent	3rd & 1	3rd & 2	3rd & 3	3rd & 4	3rd & 5	3rd & 6	3rd & 7	3rd & 8	3rd & 9	3rd & 10+	Total
09/08	at Miami	0 / 1	0 / 0	0 / 0	0 / 0	0 / 3	0 / 0	0 / 0	1 / 1	0 / 1	1 / 4	2 / 10
09/15	Cleveland	1 / 1	0 / 0	0 / 0	0 / 1	0 / 1	0 / 0	1 / 3	0 / 1	0 / 0	1 / 2	3 / 9
09/23	at Buffalo	0 / 1	1 / 3	1 / 1	0 / 0	0 / 0	0 / 1	0 / 0	0 / 1	0 / 2	0 / 4	2 / 13
09/29	at Houston	0 / 2	0 / 0	1 / 1	2 / 3	0 / 1	0 / 0	0 / 0	0 / 0	0 / 2	1 / 3	4 / 12
10/06	Indianapolis	1 / 2	0 / 1	0 / 0	1 / 1	0 / 0	1 / 2	0 / 0	0 / 0	0 / 1	0 / 3	3 / 10
10/13	at Chicago	0 / 1	2 / 2	0 / 1	1 / 2	2 / 3	1 / 1	1 / 1	0 / 1	0 / 0	0 / 3	7 / 15
10/20	New England	1 / 1	1 / 2	0 / 1	2 / 2	0 / 0	1 / 2	0 / 1	1 / 1	0 / 0	0 / 0	6 / 10
10/27	Green Bay	0 / 1	0 / 2	0 / 1	0 / 1	1 / 1	0 / 0	0 / 1	0 / 1	0 / 0	0 / 1	1 / 9
11/03	at Philadelphia	1 / 2	0 / 0	0 / 1	0 / 1	0 / 4	0 / 0	1 / 1	0 / 0	0 / 0	1 / 1	3 / 10
11/10	Minnesota	1 / 2	0 / 0	0 / 0	2 / 2	0 / 0	1 / 1	0 / 0	0 / 1	1 / 1	0 / 4	5 / 11
11/17	at Detroit	0 / 1	1 / 1	0 / 0	0 / 1	1 / 1	0 / 0	0 / 2	0 / 1	0 / 1	0 / 2	2 / 10
12/01	Houston	1 / 1	0 / 0	1 / 4	0 / 0	1 / 2	0 / 0	0 / 0	0 / 1	0 / 1	2 / 6	5 / 15
12/08	at Tennessee	1 / 1	1 / 1	1 / 2	1 / 2	0 / 0	0 / 1	0 / 0	0 / 1	0 / 1	2 / 4	6 / 13
12/15	N.Y. Jets	2 / 3	2 / 2	0 / 0	1 / 1	0 / 1	1 / 1	1 / 2	0 / 0	0 / 0	1 / 5	8 / 15
12/22	at Las Vegas	1 / 2	0 / 0	1 / 1	1 / 1	0 / 1	1 / 1	0 / 0	1 / 3	1 / 1	0 / 5	6 / 15
12/29	Tennessee	4 / 4	2 / 2	0 / 0	0 / 1	0 / 0	0 / 1	1 / 1	0 / 1	0 / 0	1 / 3	8 / 13
01/05	at Indianapolis	1 / 2	1 / 1	1 / 1	1 / 2	0 / 0	0 / 1	0 / 0	0 / 1	0 / 1	1 / 5	5 / 14
<b>TOTALS</b>		<b>15 / 28</b>	<b>11 / 17</b>	<b>6 / 14</b>	<b>12 / 21</b>	<b>5 / 18</b>	<b>6 / 12</b>	<b>5 / 12</b>	<b>3 / 15</b>	<b>2 / 12</b>	<b>11 / 55</b>	<b>76 / 204</b>
		<b>53.6%</b>	<b>64.7%</b>	<b>42.9%</b>	<b>57.1%</b>	<b>27.8%</b>	<b>50.0%</b>	<b>41.7%</b>	<b>20.0%</b>	<b>16.7%</b>	<b>20.0%</b>	<b>37.3%</b>



# 2024 FOURTH DOWN EFFICIENCY

2024 REGULAR SEASON FOURTH DOWN EFFICIENCY													
Date	Opponent	JAGUARS						OPPONENT					
		4th & 1	4th & 2	4th & 3	4th & 4	4th & 5+	Total	4th & 1	4th & 2	4th & 3	4th & 4	4th & 5+	Total
09/08	at Miami	0 / 1	0 / 0	0 / 0	0 / 0	0 / 0	0 / 1	0 / 0	0 / 0	0 / 1	0 / 0	0 / 1	0 / 2
09/15	Cleveland	0 / 0	0 / 0	0 / 0	0 / 0	0 / 0	0 / 0	3 / 3	0 / 0	0 / 0	0 / 0	0 / 0	3 / 3
09/23	at Buffalo	4 / 4	0 / 1	0 / 0	0 / 0	0 / 3	4 / 8	1 / 1	0 / 0	1 / 1	0 / 0	0 / 0	2 / 2
09/29	at Houston	0 / 1	0 / 0	0 / 0	0 / 0	0 / 0	0 / 1	0 / 0	0 / 0	0 / 0	0 / 0	0 / 0	0 / 0
10/06	Indianapolis	1 / 1	0 / 1	0 / 0	0 / 0	0 / 0	1 / 2	1 / 1	0 / 0	0 / 0	0 / 0	0 / 0	1 / 1
10/13	at Chicago	1 / 1	0 / 0	0 / 0	0 / 0	1 / 1	2 / 2	0 / 0	0 / 0	1 / 1	0 / 0	0 / 0	1 / 1
10/20	New England	0 / 1	0 / 0	0 / 0	0 / 0	0 / 0	0 / 1	0 / 0	0 / 0	0 / 0	0 / 0	0 / 1	0 / 1
10/27	Green Bay	1 / 1	0 / 0	0 / 0	0 / 0	0 / 0	1 / 1	0 / 0	0 / 0	0 / 0	0 / 0	0 / 0	0 / 0
11/03	at Philadelphia	0 / 1	0 / 0	0 / 0	0 / 0	1 / 1	1 / 2	0 / 1	0 / 0	0 / 1	0 / 0	0 / 0	0 / 2
11/10	Minnesota	0 / 0	0 / 0	0 / 0	0 / 0	0 / 0	0 / 0	1 / 1	0 / 0	0 / 0	0 / 0	0 / 0	1 / 1
11/17	at Detroit	1 / 1	0 / 0	0 / 0	0 / 0	0 / 1	1 / 2	1 / 1	2 / 2	0 / 0	0 / 0	0 / 0	3 / 3
12/01	Houston	0 / 0	1 / 1	0 / 0	0 / 0	1 / 1	2 / 2	0 / 0	1 / 1	0 / 0	0 / 0	0 / 0	1 / 1
12/08	at Tennessee	0 / 0	1 / 1	0 / 0	0 / 0	0 / 0	1 / 1	0 / 0	0 / 1	0 / 1	0 / 0	0 / 1	0 / 3
12/15	N.Y. Jets	0 / 0	0 / 0	0 / 0	0 / 0	0 / 0	0 / 0	0 / 0	0 / 0	0 / 0	0 / 0	1 / 1	1 / 1
12/22	at Las Vegas	1 / 1	0 / 0	0 / 0	0 / 0	0 / 1	1 / 2	0 / 0	0 / 0	0 / 0	0 / 0	0 / 0	0 / 0
12/29	Tennessee	0 / 0	0 / 0	0 / 0	0 / 0	0 / 0	0 / 0	0 / 0	0 / 0	1 / 1	0 / 0	0 / 1	1 / 2
01/05	at Indianapolis	0 / 0	0 / 0	0 / 0	0 / 0	0 / 1	0 / 1	0 / 1	0 / 0	0 / 0	0 / 0	0 / 0	0 / 1
<b>TOTALS</b>		<b>9 / 13</b>	<b>2 / 4</b>	<b>0 / 0</b>	<b>0 / 0</b>	<b>3 / 9</b>	<b>14 / 26</b>	<b>7 / 9</b>	<b>3 / 4</b>	<b>3 / 6</b>	<b>0 / 0</b>	<b>1 / 5</b>	<b>14 / 24</b>
		<b>69.2%</b>	<b>50.0%</b>	<b>0.0%</b>	<b>0.0%</b>	<b>33.3%</b>	<b>53.8%</b>	<b>77.8%</b>	<b>75.0%</b>	<b>50.0%</b>	<b>0.0%</b>	<b>20.0%</b>	<b>58.3%</b>



# 2024 NFL REGULAR SEASON STANDINGS

## AMERICAN FOOTBALL CONFERENCE

### EAST DIVISION

TEAM	W	L	T	PCT	PF	PA	NET PTS	HOME	AWAY	CONF	DIV	STREAK
Buffalo Bills	13	4	0	.765	525	368	157	8-0-0	5-4-0	9-3-0	5-1-0	Lost 1
Miami Dolphins	8	9	0	.471	345	364	-19	5-3-0	3-6-0	6-6-0	3-3-0	Lost 1
New York Jets	5	12	0	.294	338	404	-66	3-5-0	2-7-0	5-7-0	2-4-0	Won 1
New England Patriots	4	13	0	.235	289	417	-128	2-6-0	2-7-0	3-9-0	2-4-0	Won 1

### NORTH DIVISION

TEAM	W	L	T	PCT	PF	PA	NET PTS	HOME	AWAY	CONF	DIV	STREAK
Baltimore Ravens	12	5	0	.706	518	361	157	6-2-0	6-3-0	8-4-0	4-2-0	Won 4
Pittsburgh Steelers	10	7	0	.588	380	347	33	5-3-0	5-4-0	7-5-0	3-3-0	Lost 4
Cincinnati Bengals	9	8	0	.529	472	434	38	3-5-0	6-3-0	6-6-0	3-3-0	Won 5
Cleveland Browns	3	14	0	.176	258	435	-177	2-6-0	1-8-0	3-9-0	2-4-0	Lost 6

### SOUTH DIVISION

TEAM	W	L	T	PCT	PF	PA	NET PTS	HOME	AWAY	CONF	DIV	STREAK
Houston Texans	10	7	0	.588	372	372	0	5-3-0	5-4-0	8-4-0	5-1-0	Won 1
Indianapolis Colts	8	9	0	.471	377	427	-50	5-3-0	3-6-0	7-5-0	3-3-0	Won 1
<b>Jacksonville Jaguars</b>	<b>4</b>	<b>13</b>	<b>0</b>	<b>.235</b>	<b>320</b>	<b>435</b>	<b>-115</b>	<b>3-5-0</b>	<b>1-8-0</b>	<b>4-8-0</b>	<b>3-3-0</b>	<b>Lost 1</b>
Tennessee Titans	3	14	0	.176	311	460	-149	1-7-0	2-7-0	3-9-0	1-5-0	Lost 6

### WEST DIVISION

TEAM	W	L	T	PCT	PF	PA	NET PTS	HOME	AWAY	CONF	DIV	STREAK
Kansas City Chiefs	15	2	0	.882	385	326	59	8-0-0	7-2-0	10-2-0	5-1-0	Lost 1
Los Angeles Chargers	11	6	0	.647	402	301	101	5-3-0	6-3-0	8-4-0	4-2-0	Won 3
Denver Broncos	10	7	0	.588	425	311	114	6-2-0	4-5-0	6-6-0	3-3-0	Won 1
Las Vegas Raiders	4	13	0	.235	309	434	-125	2-6-0	2-7-0	3-9-0	0-6-0	Lost 1

## NATIONAL FOOTBALL CONFERENCE

### EAST DIVISION

TEAM	W	L	T	PCT	PF	PA	NET PTS	HOME	AWAY	CONF	DIV	STREAK
Philadelphia Eagles	14	3	0	.824	463	303	160	8-1-0	6-2-0	9-3-0	5-1-0	Won 2
Washington Commanders	12	5	0	.706	485	391	94	7-2-0	5-3-0	9-3-0	4-2-0	Won 5
Dallas Cowboys	7	10	0	.412	350	468	-118	2-7-0	5-3-0	5-7-0	3-3-0	Lost 2
New York Giants	3	14	0	.176	273	415	-142	1-8-0	2-6-0	1-11-0	0-6-0	Lost 1

### NORTH DIVISION

TEAM	W	L	T	PCT	PF	PA	NET PTS	HOME	AWAY	CONF	DIV	STREAK
Detroit Lions	15	2	0	.882	564	342	222	7-2-0	8-0-0	11-1-0	6-0-0	Won 3
Minnesota Vikings	14	3	0	.824	432	332	100	8-1-0	6-2-0	9-3-0	4-2-0	Lost 1
Green Bay Packers	11	6	0	.647	460	338	122	6-3-0	5-3-0	6-6-0	1-5-0	Lost 2
Chicago Bears	5	12	0	.294	310	370	-60	4-5-0	1-7-0	3-9-0	1-5-0	Won 1

### SOUTH DIVISION

TEAM	W	L	T	PCT	PF	PA	NET PTS	HOME	AWAY	CONF	DIV	STREAK
Tampa Bay Buccaneers	10	7	0	.588	502	385	117	5-4-0	5-3-0	8-4-0	4-2-0	Won 2
Atlanta Falcons	8	9	0	.471	389	423	-34	4-5-0	4-4-0	7-5-0	4-2-0	Lost 2
Carolina Panthers	5	12	0	.294	341	534	-193	3-6-0	2-6-0	4-8-0	2-4-0	Won 1
New Orleans Saints	5	12	0	.294	338	398	-60	3-6-0	2-6-0	4-8-0	2-4-0	Lost 4

### WEST DIVISION

TEAM	W	L	T	PCT	PF	PA	NET PTS	HOME	AWAY	CONF	DIV	STREAK
Los Angeles Rams	10	7	0	.588	367	386	-19	5-4-0	5-3-0	6-6-0	4-2-0	Lost 1
Seattle Seahawks	10	7	0	.588	375	368	7	3-6-0	7-1-0	6-6-0	4-2-0	Won 2
Arizona Cardinals	8	9	0	.471	400	379	21	6-3-0	2-6-0	4-8-0	3-3-0	Won 1
San Francisco 49ers	6	11	0	.353	389	436	-47	4-5-0	2-6-0	4-8-0	1-5-0	Lost 4



# 2024 GAME SUMMARIES



## WEEK 1

65,582 ■ Hard Rock Stadium ■ Sep 8, 2024



Jacksonville Jaguars ..... 7 10 0 0 – 17  
 Miami Dolphins ..... 0 7 7 6 – 20

### SCORING DRIVES

TEAM	QTR	TIME	SCORING PLAY	JAX	MIA
Jaguars	1	04:31	T.Etienne 1 yd. run (C.Little kick) (6-96, 3:18)	7	0
Jaguars	2	06:21	B.Thomas 14 yd. pass from T.Lawrence (C.Little kick) (8-55, 5:31)	14	0
Dolphins	2	01:04	D.Achane 1 yd. run (J.Sanders kick) (12-70, 5:17)	14	7
Jaguars	2	00:00	C.Little 53 yd. Field Goal (6-43, 1:04)	17	7
Dolphins	3	02:08	T.Hill 80 yd. pass from T.Tagovailoa (J.Sanders kick) (1-80, 0:11)	17	14
Dolphins	4	04:22	J.Sanders 37 yd. Field Goal (12-73, 6:44)	17	17
Dolphins	4	00:00	J.Sanders 52 yd. Field Goal (8-31, 2:09)	17	20

### JACKSONVILLE JAGUARS

PASSING	ATT	CP	YDS	SK/YD	TD	LG	INT	RTG
Trevor Lawrence	21	12	162	3/23	1	30	0	97.7
<b>TOTAL</b>	<b>21</b>	<b>12</b>	<b>162</b>	<b>3/23</b>	<b>1</b>	<b>30</b>	<b>0</b>	<b>97.7</b>

RUSHING	ATT	YDS	AVG	LG	TD
Tank Bigsby	12	73	6.1	26	0
Travis Etienne Jr.	12	44	3.7	11	1
Trevor Lawrence	1	8	8.0	8	0
Devin Duvernay	1	3	3.0	3	0
<b>TOTAL</b>	<b>26</b>	<b>128</b>	<b>4.9</b>	<b>26</b>	<b>1</b>

RECEIVING	NO	YDS	AVG	LG	TD
Brian Thomas Jr.	4	47	11.8	18	1
Gabe Davis	3	62	20.7	22	0
Travis Etienne Jr.	2	15	7.5	12	0
Christian Kirk	1	30	30.0	30	0
Evan Engram	1	5	5.0	5	0
Parker Washington	1	3	3.0	3	0
<b>TOTAL</b>	<b>12</b>	<b>162</b>	<b>13.5</b>	<b>30</b>	<b>1</b>

TOP DEFENSE	TOT	SOLO	AST	SCK	YDS	INT
Foyesade Oluokun	11	9	2	0.0	0.0	0
Devin Lloyd	9	7	2	0.0	0.0	0
Antonio Johnson	9	5	4	0.0	0.0	0

FIELD GOALS	FGM/FGA	PERCENT	RESULTS
Cam Little	1-1	100.0	53G
<b>TOTAL</b>	<b>1-1</b>	<b>100.0</b>	

### MIAMI DOLPHINS

PASSING	ATT	CP	YDS	SK/YD	TD	LG	INT	RTG
Tua Tagovailoa	37	23	338	3/19	1	80t	0	101.0
<b>TOTAL</b>	<b>37</b>	<b>23</b>	<b>338</b>	<b>3/19</b>	<b>1</b>	<b>80T</b>	<b>0</b>	<b>101.0</b>

RUSHING	ATT	YDS	AVG	LG	TD
Jeff Wilson Jr.	5	26	5.2	14	0
De'Von Achane	10	24	2.4	9	1
Tua Tagovailoa	1	11	11.0	11	0
Raheem Mostert	6	9	1.5	6	0
Alec Ingold	2	8	4.0	6	0
Jaylen Waddle	1	3	3.0	3	0
<b>TOTAL</b>	<b>25</b>	<b>81</b>	<b>3.2</b>	<b>14</b>	<b>1</b>

RECEIVING	NO	YDS	AVG	LG	TD
Tyreek Hill	7	130	18.6	80t	1
De'Von Achane	7	76	10.9	39	0
Jaylen Waddle	5	109	21.8	63	0
Raheem Mostert	2	10	5.0	7	0
Jonnu Smith	1	7	7.0	7	0
Julian Hill	1	6	6.0	6	0
<b>TOTAL</b>	<b>23</b>	<b>338</b>	<b>14.7</b>	<b>80T</b>	<b>1</b>

TOP DEFENSE	TOT	SOLO	AST	SCK	YDS	INT
David Long Jr.	8	7	1	0.0	0.0	0
Kendall Fuller	6	4	2	0.0	0.0	0
Jordan Poyer	6	3	3	0.0	0.0	0

FIELD GOALS	FGM/FGA	PERCENT	RESULTS
Jason Sanders	2-3	66.7	42WL, 37G, 52G
<b>TOTAL</b>	<b>2-3</b>	<b>66.7</b>	

### Team Statistics

	Jaguars	Dolphins
First Downs	17	18
3rd-Down Eff. (Made/Att/Pct)	2/10/20%	8/16/50%
4th-Down Eff. (Made/Att/Pct)	0/1/0%	0/2/0%
Total Net Yards	267	400
Total Plays	50	65
Yards Per Play	5.3	6.2
Rushes/Net Yards	26/128	25/81
Net Passing	139	319
Pass Attempts/Completions	21/12	37/23
Had Intercepted	0	0
Sacked/Yards Lost	3/23	3/19
Punts/Average	6/51.8	4/49.5
Penalties/Yards	8/71	9/103
Fumbles/Lost	2/1	0/0
Possession Time	26:50	33:10



# 2024 GAME SUMMARIES



## WEEK 2



60,105 ■ EverBank Stadium ■ Sep 15, 2024

Cleveland Browns ..... 7 6 3 2 - 18  
 Jacksonville Jaguars ..... 0 3 7 3 - 13

### SCORING DRIVES

TEAM	QTR	TIME	SCORING PLAY	CLE	JAX
Browns	1	02:29	D.Watson 1 yd. run (D.Hopkins kick) (16-89, 9:14)	7	0
Browns	2	09:52	D.Hopkins 53 yd. Field Goal (12-41, 6:35)	10	0
Jaguars	2	04:44	C.Little 22 yd. Field Goal (11-66, 5:08)	10	3
Browns	2	00:27	D.Hopkins 38 yd. Field Goal (8-52, 4:17)	13	3
Browns	3	10:20	D.Hopkins 44 yd. Field Goal (6-23, 2:16)	16	3
Jaguars	3	01:11	T.Etienne 4 yd. run (C.Little kick) (3-72, 1:18)	16	10
Jaguars	4	07:32	C.Little 25 yd. Field Goal (13-83, 6:42)	16	13
Browns	4	01:44	T.Lawrence sacked in end zone by A.Wright for a Safety	18	13

### JACKSONVILLE JAGUARS

PASSING	ATT	CP	YDS	SK/YD	TD	LG	INT	RTG
Trevor Lawrence	30	14	220	4/24	0	66	0	71.5
<b>TOTAL</b>	<b>30</b>	<b>14</b>	<b>220</b>	<b>4/24</b>	<b>0</b>	<b>66</b>	<b>0</b>	<b>71.5</b>

RUSHING	ATT	YDS	AVG	LG	TD
Travis Etienne Jr.	13	52	4.0	20	1
Trevor Lawrence	2	45	22.5	33	0
D'Ernest Johnson	5	26	5.2	9	0
Devin Duvernay	1	4	4.0	4	0
<b>TOTAL</b>	<b>21</b>	<b>127</b>	<b>6.0</b>	<b>33</b>	<b>1</b>

RECEIVING	NO	YDS	AVG	LG	TD
Brenton Strange	3	65	21.7	30	0
Gabe Davis	3	43	14.3	22	0
Travis Etienne Jr.	3	6	2.0	8	0
Brian Thomas Jr.	2	94	47.0	66	0
Luke Farrell	2	13	6.5	7	0
Christian Kirk	1	-1	-1.0	-1	0
<b>TOTAL</b>	<b>14</b>	<b>220</b>	<b>15.7</b>	<b>66</b>	<b>0</b>

TOP DEFENSE	TOT	SOLO	AST	SCK	YDS	INT
Montaric Brown	11	11	0	0.0	0.0	0
Devin Lloyd	8	5	3	0.0	0.0	0
Foyesade Oluokun	8	2	6	1.0	9.0	0

FIELD GOALS	FGM/FGA	PERCENT	RESULTS
Cam Little	2-3	66.7	22G, 43RU, 25G
<b>TOTAL</b>	<b>2-3</b>	<b>66.7</b>	

### CLEVELAND BROWNS

PASSING	ATT	CP	YDS	SK/YD	TD	LG	INT	RTG
Deshaun Watson	34	22	186	2/14	0	30	0	78.8
<b>TOTAL</b>	<b>34</b>	<b>22</b>	<b>186</b>	<b>2/14</b>	<b>0</b>	<b>30</b>	<b>0</b>	<b>78.8</b>

RUSHING	ATT	YDS	AVG	LG	TD
Jerome Ford	7	64	9.1	36	0
D'Onta Foreman	14	42	3.0	9	0
Deshaun Watson	5	20	4.0	9	1
Jameis Winston	2	4	2.0	2	0
Pierre Strong Jr.	1	-5	-5.0	-5	0
<b>TOTAL</b>	<b>29</b>	<b>125</b>	<b>4.3</b>	<b>36</b>	<b>1</b>

RECEIVING	NO	YDS	AVG	LG	TD
Elijah Moore	6	44	7.3	22	0
Jerry Jeudy	5	73	14.6	30	0
David Bell	3	27	9.0	12	0
Amari Cooper	3	11	3.7	7	0
Jordan Akins	1	10	10.0	10	0
Pierre Strong Jr.	1	10	10.0	10	0
D'Onta Foreman	1	9	9.0	9	0
Cedric Tillman	1	2	2.0	2	0
Jerome Ford	1	0	0.0	0	0
<b>TOTAL</b>	<b>22</b>	<b>186</b>	<b>8.5</b>	<b>30</b>	<b>0</b>

TOP DEFENSE	TOT	SOLO	AST	SCK	YDS	INT
Jeremiah Owusu-Koramoah	7	6	1	0.0	0.0	0
Grant Delpit	6	5	1	0.0	0.0	0
Myles Garrett	3	3	0	1.0	9.0	0

FIELD GOALS	FGM/FGA	PERCENT	RESULTS
Dustin Hopkins	3-3	100.0	53G, 38G, 44G
<b>TOTAL</b>	<b>3-3</b>	<b>100.0</b>	

### Team Statistics

	Browns	Jaguars
First Downs	17	18
3rd-Down Eff. (Made/Att/Pct)	2/14/14%	3/9/33%
4th-Down Eff. (Made/Att/Pct)	3/3/100%	0/0/0%
Total Net Yards	297	323
Total Plays	65	55
Yards Per Play	4.6	5.9
Rushes/Net Yards	29/125	21/127
Net Passing	172	196
Pass Attempts/Completions	34/22	30/14
Had Intercepted	0	0
Sacked/Yards Lost	2/14	4/24
Punts/Average	5/43.6	3/52.0
Penalties/Yards	13/100	6/52
Fumbles/Lost	1/0	1/0
Possession Time	34:23	25:37



# 2024 GAME SUMMARIES



## WEEK 3



70,316 ■ Highmark Stadium ■ Sep 23, 2024

Jacksonville Jaguars ..... 0 3 7 0 - 10  
 Buffalo Bills ..... 13 21 3 10 - 47

### SCORING DRIVES

TEAM	QTR	TIME	SCORING PLAY	JAX	BUF
Bills	1	09:34	J.Cook 6 yd. run (kick blocked) (10-70, 5:26)	0	6
Bills	1	03:25	D.Kincaid 6 yd. pass from J.Allen (T.Bass kick) (11-65, 5:12)	0	13
Jaguars	2	10:39	C.Little 41 yd. Field Goal (14-47, 7:46)	3	13
Bills	2	06:19	K.Coleman 24 yd. pass from J.Allen (T.Bass kick) (8-68, 4:20)	3	20
Bills	2	02:04	K.Shakir 27 yd. pass from J.Allen (T.Bass kick) (5-41, 2:09)	3	27
Bills	2	00:19	Ty.Johnson 16 yd. pass from J.Allen (T.Bass kick) (5-64, 0:53)	3	34
Jaguars	3	11:15	B.Strange 6 yd. pass from T.Lawrence (C.Little kick) (8-70, 3:45)	10	34
Bills	3	05:03	T.Bass 27 yd. Field Goal (11-61, 6:12)	10	37
Bills	4	07:45	T.Bass 43 yd. Field Goal (4-7, 2:13)	10	40
Bills	4	04:04	R.Davis 3 yd. run (T.Bass kick) (4-21, 2:17)	10	47

### JACKSONVILLE JAGUARS

PASSING	ATT	CP	YDS	SK/YD	TD	LG	INT	RTG
Trevor Lawrence	38	21	178	4/36	1	24	1	65.5
Mac Jones	8	5	22	1/17	0	9	0	66.7
<b>TOTAL</b>	<b>46</b>	<b>26</b>	<b>200</b>	<b>5/53</b>	<b>1</b>	<b>24</b>	<b>1</b>	<b>65.5</b>

RUSHING	ATT	YDS	AVG	LG	TD
Travis Etienne Jr.	11	68	6.2	22	0
D'Ernest Johnson	2	12	6.0	11	0
Tank Bigsby	2	9	4.5	7	0
Trevor Lawrence	2	3	1.5	2	0
<b>TOTAL</b>	<b>17</b>	<b>92</b>	<b>5.4</b>	<b>22</b>	<b>0</b>

RECEIVING	NO	YDS	AVG	LG	TD
Christian Kirk	8	79	9.9	24	0
Brian Thomas Jr.	5	48	9.6	16	0
Travis Etienne Jr.	4	17	4.3	8	0
Gabe Davis	2	18	9.0	13	0
Parker Washington	2	18	9.0	12	0
Brenton Strange	2	12	6.0	6t	1
Josiah Deguara	1	8	8.0	8	0
Luke Farrell	1	1	1.0	1	0
Devin Duvernay	1	-1	-1.0	-1	0
<b>TOTAL</b>	<b>26</b>	<b>200</b>	<b>7.7</b>	<b>24</b>	<b>1</b>

TOP DEFENSE	TOT	SOLO	AST	SCK	YDS	INT
Montaric Brown	7	4	3	0.0	0.0	0
Chad Muma	7	2	5	0.0	0.0	0
Antonio Johnson	6	5	1	0.0	0.0	0

FIELD GOALS	FGM/FGA	PERCENT	RESULTS
Cam Little	1-1	100.0	41G
<b>TOTAL</b>	<b>1-1</b>	<b>100.0</b>	

### BUFFALO BILLS

PASSING	ATT	CP	YDS	SK/YD	TD	LG	INT	RTG
Josh Allen	30	23	263	0/0	4	28	0	142.1
Mitchell Trubisky	1	1	3	0/0	0	3	0	79.2
<b>TOTAL</b>	<b>31</b>	<b>24</b>	<b>266</b>	<b>0/0</b>	<b>4</b>	<b>28</b>	<b>0</b>	<b>141.9</b>

RUSHING	ATT	YDS	AVG	LG	TD
Josh Allen	6	44	7.3	13	0
James Cook	11	39	3.5	13	1
Ray Davis	7	22	3.1	10	1
Ty Johnson	3	18	6.0	18	0
Curtis Samuel	1	0	0.0	0	0
Mitchell Trubisky	1	-1	-1.0	-1	0
<b>TOTAL</b>	<b>29</b>	<b>122</b>	<b>4.2</b>	<b>18</b>	<b>2</b>

RECEIVING	NO	YDS	AVG	LG	TD
Khalil Shakir	6	72	12.0	27t	1
James Cook	4	48	12.0	19	0
Dalton Kincaid	3	41	13.7	28	1
Ty Johnson	3	28	9.3	16t	1
Curtis Samuel	3	22	7.3	10	0
Keon Coleman	1	24	24.0	24t	1
Mack Hollins	1	16	16.0	16	0
Dawson Knox	1	7	7.0	7	0
Marquez Valdes-Scantling	1	7	7.0	7	0
Ray Davis	1	1	1.0	1	0
<b>TOTAL</b>	<b>24</b>	<b>266</b>	<b>11.1</b>	<b>28</b>	<b>4</b>

TOP DEFENSE	TOT	SOLO	AST	SCK	YDS	INT
Dorian Williams	10	7	3	0.0	0.0	0
Cam Lewis	8	5	3	0.0	0.0	0
Baylon Spector	6	3	3	0.0	0.0	0

FIELD GOALS	FGM/FGA	PERCENT	RESULTS
Tyler Bass	2-2	100.0	27G, 43G
<b>TOTAL</b>	<b>2-2</b>	<b>100.0</b>	

### Team Statistics

	Jaguars	Bills
First Downs	19	25
3rd-Down Eff. (Made/Att/Pct)	2/13/15%	6/11/55%
4th-Down Eff. (Made/Att/Pct)	4/8/50%	2/2/100%
Total Net Yards	239	388
Total Plays	68	60
Yards Per Play	3.5	6.5
Rushes/Net Yards	17/92	29/122
Net Passing	147	266
Pass Attempts/Completions	46/26	31/24
Had Intercepted	1	0
Sacked/Yards Lost	5/53	0/0
Punts/Average	2/54.5	1/49.0
Penalties/Yards	7/45	6/47
Fumbles/Lost	1/1	0/0
Possession Time	28:20	31:40



# 2024 GAME SUMMARIES



## WEEK 4

71,115 ■ NRG Stadium ■ Sep 29, 2024



Jacksonville Jaguars ..... 10    3    7    0    -    20  
 Houston Texans ..... 7    10    0    7    -    24

### SCORING DRIVES

TEAM	QTR	TIME	SCORING PLAY	JAX	HOU
Jaguars	1	12:44	B.Thomas 2 yd. pass from T.Lawrence (C.Little kick) (1-2, 0:04)	7	0
Texans	1	07:23	S.Diggs 6 yd. run (K.Fairbairn kick) (9-70, 5:21)	7	7
Jaguars	1	02:41	C.Little 41 yd. Field Goal (9-54, 4:42)	10	7
Texans	2	07:19	N.Collins 3 yd. pass from C.Stroud (K.Fairbairn kick) (12-74, 7:27)	10	14
Jaguars	2	03:49	C.Little 52 yd. Field Goal (7-39, 3:30)	13	14
Texans	2	00:03	K.Fairbairn 30 yd. Field Goal (11-59, 3:46)	13	17
Jaguars	3	06:16	C.Kirk 8 yd. pass from T.Lawrence (C.Little kick) (7-74, 4:00)	20	17
Texans	4	00:18	D.Ogunbowale 1 yd. pass from C.Stroud (K.Fairbairn kick) (9-69, 2:36)	20	24

### JACKSONVILLE JAGUARS

PASSING	ATT	CP	YDS	SK/YD	TD	LG	INT	RTG
Trevor Lawrence	33	18	169	1/14	2	32	0	89.1
<b>TOTAL</b>	<b>33</b>	<b>18</b>	<b>169</b>	<b>1/14</b>	<b>2</b>	<b>32</b>	<b>0</b>	<b>89.1</b>

RUSHING	ATT	YDS	AVG	LG	TD
Tank Bigsby	7	90	12.9	58	0
Travis Etienne Jr.	11	50	4.5	13	0
Brian Thomas Jr.	1	13	13.0	13	0
Trevor Lawrence	3	5	1.7	6	0
D'Ernest Johnson	2	0	0.0	1	0
<b>TOTAL</b>	<b>24</b>	<b>158</b>	<b>6.6</b>	<b>58</b>	<b>0</b>

RECEIVING	NO	YDS	AVG	LG	TD
Christian Kirk	7	61	8.7	20	1
Brian Thomas Jr.	6	86	14.3	32	1
Brenton Strange	3	19	6.3	11	0
Travis Etienne Jr.	1	10	10.0	10	0
Gabe Davis	1	-2	-2.0	5	0
<b>TOTAL</b>	<b>18</b>	<b>169</b>	<b>9.4</b>	<b>32</b>	<b>2</b>

TOP DEFENSE	TOT	SOLO	AST	SCK	YDS	INT
Ventrell Miller	10	7	3	0.0	0.0	0
Montaric Brown	8	5	3	0.0	0.0	0
Chad Muma	8	3	5	0.0	0.0	0

FIELD GOALS	FGM/FGA	PERCENT	RESULTS
Cam Little	2-2	100.0	41G, 52G
<b>TOTAL</b>	<b>2-2</b>	<b>100.0</b>	

### HOUSTON TEXANS

PASSING	ATT	CP	YDS	SK/YD	TD	LG	INT	RTG
C.J. Stroud	40	27	345	2/11	2	31	0	110.9
<b>TOTAL</b>	<b>40</b>	<b>27</b>	<b>345</b>	<b>2/11</b>	<b>2</b>	<b>31</b>	<b>0</b>	<b>110.9</b>

RUSHING	ATT	YDS	AVG	LG	TD
Cam Akers	13	53	4.1	15	0
J.J. Taylor	6	18	3.0	7	0
C.J. Stroud	3	17	5.7	11	0
Dare Ogunbowale	2	7	3.5	6	0
Stefon Diggs	1	6	6.0	6t	1
Steven Sims	1	0	0.0	0	0
<b>TOTAL</b>	<b>26</b>	<b>101</b>	<b>3.9</b>	<b>15</b>	<b>1</b>

RECEIVING	NO	YDS	AVG	LG	TD
Nico Collins	12	151	12.6	26	1
Stefon Diggs	5	69	13.8	28	0
Dare Ogunbowale	4	47	11.8	31	1
Dalton Schultz	3	34	11.3	23	0
Cade Stover	1	27	27.0	27	0
Robert Woods	1	10	10.0	10	0
John Metchie III	1	7	7.0	7	0
<b>TOTAL</b>	<b>27</b>	<b>345</b>	<b>12.8</b>	<b>31</b>	<b>2</b>

TOP DEFENSE	TOT	SOLO	AST	SCK	YDS	INT
Kamari Lassiter	6	5	1	0.0	0.0	0
Henry To'oTo'o	6	3	3	0.0	0.0	0
Calen Bullock	5	3	2	0.0	0.0	0

FIELD GOALS	FGM/FGA	PERCENT	RESULTS
Ka'imi Fairbairn	1-1	100.0	30G
<b>TOTAL</b>	<b>1-1</b>	<b>100.0</b>	

### Team Statistics

	Jaguars	Texans
First Downs	17	26
3rd-Down Eff. (Made/Att/Pct)	4/12/33%	7/13/54%
4th-Down Eff. (Made/Att/Pct)	0/1/0%	0/0/0%
Total Net Yards	313	435
Total Plays	58	68
Yards Per Play	5.4	6.4
Rushes/Net Yards	24/158	26/101
Net Passing	155	334
Pass Attempts/Completions	33/18	40/27
Had Intercepted	0	0
Sacked/Yards Lost	1/14	2/11
Punts/Average	5/50.6	6/43.8
Penalties/Yards	6/44	12/93
Fumbles/Lost	1/0	1/1
Possession Time	26:43	33:17



# 2024 GAME SUMMARIES



## WEEK 5



60,214 ■ EverBank Stadium ■ Oct 6, 2024

Indianapolis Colts ..... 7 3 0 24 - 34  
 Jacksonville Jaguars ..... 0 13 7 17 - 37

### SCORING DRIVES

TEAM	QTR	TIME	SCORING PLAY	IND	JAX
Colts	1	08:49	M.Pittman 1 yd. pass from J.Flacco (M.Gay kick) (12-71, 6:11)	7	0
Jaguars	2	08:57	C.Little 23 yd. Field Goal (14-84, 7:46)	7	3
Jaguars	2	07:02	B.Thomas 85 yd. pass from T.Lawrence (C.Little kick) (1-85, 0:10)	7	10
Colts	2	01:44	M.Gay 30 yd. Field Goal (12-58, 5:18)	10	10
Jaguars	2	00:04	C.Little 30 yd. Field Goal (1-0, 0:02)	10	13
Jaguars	3	07:13	T.Bigsby 19 yd. run (C.Little kick) (1-19, 0:08)	10	20
Colts	4	14:54	M.Alie-Cox 18 yd. pass from J.Flacco (M.Gay kick) (15-70, 7:19)	17	20
Jaguars	4	09:59	B.Strange 4 yd. pass from T.Lawrence (C.Little kick) (7-70, 4:55)	17	27
Colts	4	06:00	M.Gay 37 yd. Field Goal (8-51, 3:59)	20	27
Jaguars	4	05:09	T.Bigsby 65 yd. run (C.Little kick) (2-70, 0:51)	20	34
Colts	4	04:27	T.Sermon 1 yd. run (M.Gay kick) (3-70, 0:42)	27	34
Colts	4	02:40	A.Pierce 65 yd. pass from J.Flacco (M.Gay kick) (2-77, 0:45)	34	34
Jaguars	4	00:17	C.Little 49 yd. Field Goal (8-39, 2:23)	34	37

### JACKSONVILLE JAGUARS

PASSING	ATT	CP	YDS	SK/YD	TD	LG	INT	RTG
Trevor Lawrence	34	28	371	0/0	2	85t	1	119.5
<b>TOTAL</b>	<b>34</b>	<b>28</b>	<b>371</b>	<b>0/0</b>	<b>2</b>	<b>85T</b>	<b>1</b>	<b>119.5</b>

RUSHING	ATT	YDS	AVG	LG	TD
Tank Bigsby	13	101	7.8	65t	2
Travis Etienne Jr.	6	17	2.8	4	0
Trevor Lawrence	2	4	2.0	2	0
Devin Duvernay	1	3	3.0	3	0
D'Ernest Johnson	1	1	1.0	1	0
<b>TOTAL</b>	<b>23</b>	<b>126</b>	<b>5.5</b>	<b>65T</b>	<b>2</b>

RECEIVING	NO	YDS	AVG	LG	TD
Travis Etienne Jr.	6	43	7.2	14	0
Brian Thomas Jr.	5	122	24.4	85t	1
Christian Kirk	4	88	22.0	61	0
Brenton Strange	4	24	6.0	12	1
Gabe Davis	3	38	12.7	21	0
Luke Farrell	2	17	8.5	11	0
D'Ernest Johnson	2	9	4.5	9	0
Tank Bigsby	1	28	28.0	28	0
Josiah Deguara	1	2	2.0	2	0
<b>TOTAL</b>	<b>28</b>	<b>371</b>	<b>13.3</b>	<b>85T</b>	<b>2</b>

TOP DEFENSE	TOT	SOLO	AST	SCK	YDS	INT
Antonio Johnson	11	8	3	0.0	0.0	0
Montaric Brown	8	4	4	0.0	0.0	0
Andre Cisco	7	6	1	0.0	0.0	0

FIELD GOALS	FGM/FGA	PERCENT	RESULTS
Cam Little	3-3	100.0	23G, 30G, 49G
<b>TOTAL</b>	<b>3-3</b>	<b>100.0</b>	

### INDIANAPOLIS COLTS

PASSING	ATT	CP	YDS	SK/YD	TD	LG	INT	RTG
Joe Flacco	44	33	359	4/35	3	65t	0	121.3
Adonai Mitchell	1	1	24	0/0	0	24	0	118.8
<b>TOTAL</b>	<b>45</b>	<b>34</b>	<b>383</b>	<b>4/35</b>	<b>3</b>	<b>65T</b>	<b>0</b>	<b>122.7</b>

RUSHING	ATT	YDS	AVG	LG	TD
Trey Sermon	10	38	3.8	17	1
Tyler Goodson	5	26	5.2	17	0
Joe Flacco	3	22	7.3	21	0
Ashton Dulin	1	9	9.0	9	0
Adonai Mitchell	1	4	4.0	4	0
<b>TOTAL</b>	<b>20</b>	<b>99</b>	<b>5.0</b>	<b>21</b>	<b>1</b>

RECEIVING	NO	YDS	AVG	LG	TD
Josh Downs	9	69	7.7	20	0
Trey Sermon	6	25	4.2	8	0
Michael Pittman Jr.	5	37	7.4	27	1
Adonai Mitchell	4	38	9.5	18	0
Alec Pierce	3	134	44.7	65t	1
Tyler Goodson	3	31	10.3	24	0
Mo Alie-Cox	2	37	18.5	19	1
Will Mallory	1	7	7.0	7	0
Drew Ogletree	1	5	5.0	5	0
<b>TOTAL</b>	<b>34</b>	<b>383</b>	<b>11.3</b>	<b>65T</b>	<b>3</b>

TOP DEFENSE	TOT	SOLO	AST	SCK	YDS	INT
Zaire Franklin	10	2	8	0.0	0.0	0
E.J. Speed	7	6	1	0.0	0.0	0
Jaylon Jones	6	5	1	0.0	0.0	0

FIELD GOALS	FGM/FGA	PERCENT	RESULTS
Matt Gay	2-2	100.0	30G, 37G
<b>TOTAL</b>	<b>2-2</b>	<b>100.0</b>	

### Team Statistics

	Colts	Jaguars
First Downs	25	20
3rd-Down Eff. (Made/Att/Pct)	7/14/50%	3/10/30%
4th-Down Eff. (Made/Att/Pct)	1/1/100%	1/2/50%
Total Net Yards	447	497
Total Plays	69	57
Yards Per Play	6.5	8.7
Rushes/Net Yards	20/99	23/126
Net Passing	348	371
Pass Attempts/Completions	45/34	34/28
Had Intercepted	0	1
Sacked/Yards Lost	4/35	0/0
Punts/Average	4/52.5	2/51.0
Penalties/Yards	5/34	3/25
Fumbles/Lost	1/1	2/1
Possession Time	31:32	28:28



# 2024 GAME SUMMARIES



## WEEK 6



61,182 ■ Tottenham Hotspur Stadium ■ Oct 13, 2024

Jacksonville Jaguars ..... 3 0 7 6 - 16  
 Chicago Bears ..... 0 14 7 14 - 35

### SCORING DRIVES

TEAM	QTR	TIME	SCORING PLAY	JAX	CHI
Jaguars	1	04:37	C.Little 30 yd. Field Goal (14-67, 8:12)	3	0
Bears	2	11:07	C.Kmet 31 yd. pass from C.Williams (C.Santos kick) (7-81, 3:46)	3	7
Bears	2	00:13	C.Kmet 2 yd. pass from C.Williams (C.Santos kick) (10-85, 2:55)	3	14
Bears	3	11:22	K.Allen 9 yd. pass from C.Williams (C.Santos kick) (7-41, 3:18)	3	21
Jaguars	3	06:02	G.Davis 21 yd. pass from T.Lawrence (C.Little kick) (11-70, 5:20)	10	21
Bears	4	14:56	K.Allen 3 yd. pass from C.Williams (C.Santos kick) (10-70, 6:06)	10	28
Bears	4	12:29	D.Swift 1 yd. run (C.Santos kick) (3-36, 1:06)	10	35
Jaguars	4	06:58	G.Davis 5 yd. pass from T.Lawrence (pass failed) (17-70, 5:31)	16	35

### JACKSONVILLE JAGUARS

PASSING	ATT	CP	YDS	SK/YD	TD	LG	INT	RTG
Trevor Lawrence	35	23	234	3/20	2	24	1	91.8
Mac Jones	1	1	6	1/10	0	6	0	91.7
<b>TOTAL</b>	<b>36</b>	<b>24</b>	<b>240</b>	<b>4/30</b>	<b>2</b>	<b>24</b>	<b>1</b>	<b>92.4</b>

RUSHING	ATT	YDS	AVG	LG	TD
D'Ernest Johnson	6	28	4.7	13	0
Tank Bigsby	7	24	3.4	8	0
Trevor Lawrence	4	17	4.3	10	0
Travis Etienne Jr.	3	-1	-0.3	1	0
<b>TOTAL</b>	<b>20</b>	<b>68</b>	<b>3.4</b>	<b>13</b>	<b>0</b>

RECEIVING	NO	YDS	AVG	LG	TD
Evan Engram	10	102	10.2	24	0
Gabe Davis	5	45	9.0	21t	2
Christian Kirk	3	39	13.0	15	0
Brian Thomas Jr.	3	27	9.0	13	0
D'Ernest Johnson	2	16	8.0	14	0
Brenton Strange	1	11	11.0	11	0
<b>TOTAL</b>	<b>24</b>	<b>240</b>	<b>10.0</b>	<b>24</b>	<b>2</b>

TOP DEFENSE	TOT	SOLO	AST	SCK	YDS	INT
Ventrell Miller	10	8	2	0.0	0.0	0
Devin Lloyd	9	4	5	0.0	0.0	0
Ronald Darby	8	6	2	0.0	0.0	0

FIELD GOALS	FGM/FGA	PERCENT	RESULTS
Cam Little	1-1	100.0	30G
<b>TOTAL</b>	<b>1-1</b>	<b>100.0</b>	

### CHICAGO BEARS

PASSING	ATT	CP	YDS	SK/YD	TD	LG	INT	RTG
Caleb Williams	29	23	226	3/5	4	31t	1	124.4
<b>TOTAL</b>	<b>29</b>	<b>23</b>	<b>226</b>	<b>3/5</b>	<b>4</b>	<b>31T</b>	<b>1</b>	<b>124.4</b>

RUSHING	ATT	YDS	AVG	LG	TD
D'Andre Swift	17	91	5.4	19	1
Caleb Williams	4	56	14.0	23	0
Roschon Johnson	5	8	1.6	4	0
Tyson Bagent	3	-3	-1.0	-1	0
<b>TOTAL</b>	<b>29</b>	<b>152</b>	<b>5.2</b>	<b>23</b>	<b>1</b>

RECEIVING	NO	YDS	AVG	LG	TD
Cole Kmet	5	70	14.0	31t	2
Keenan Allen	5	41	8.2	11	2
D'Andre Swift	4	28	7.0	19	0
DJ Moore	4	20	5.0	9	0
Rome Odunze	2	40	20.0	28	0
Roschon Johnson	2	25	12.5	17	0
Mercedes Lewis	1	2	2.0	2	0
<b>TOTAL</b>	<b>23</b>	<b>226</b>	<b>9.8</b>	<b>31T</b>	<b>4</b>

TOP DEFENSE	TOT	SOLO	AST	SCK	YDS	INT
Jaylon Jones	10	9	1	0.0	0.0	0
Kyler Gordon	7	5	2	0.0	0.0	0
Kevin Byard III	7	4	3	0.0	0.0	0

FIELD GOALS	FGM/FGA	PERCENT	RESULTS
Cairo Santos	0-1	0.0	43B
<b>TOTAL</b>	<b>0-1</b>	<b>0.0</b>	

### Team Statistics

	Jaguars	Bears
First Downs	17	25
3rd-Down Eff. (Made/Att/Pct)	7/15/47%	5/11/45%
4th-Down Eff. (Made/Att/Pct)	2/2/100%	1/1/100%
Total Net Yards	278	373
Total Plays	60	61
Yards Per Play	4.6	6.1
Rushes/Net Yards	20/68	29/152
Net Passing	210	221
Pass Attempts/Completions	36/24	29/23
Had Intercepted	1	1
Sacked/Yards Lost	4/30	3/5
Punts/Average	4/48.3	2/61.5
Penalties/Yards	8/43	2/10
Fumbles/Lost	2/1	1/0
Possession Time	29:20	30:40



# 2024 GAME SUMMARIES



## WEEK 7

86,651 ■ Wembley Stadium ■ Oct 20, 2024



New England Patriots ..... 7    3    0    6    -    16  
 Jacksonville Jaguars ..... 0    22    3    7    -    32

### SCORING DRIVES

TEAM	QTR	TIME	SCORING PLAY	NE	JAX
Patriots	1	08:32	J.Hasty 16 yd. pass from D.Maye (J.Slye kick) (11-68, 6:28)	7	0
Patriots	2	13:31	J.Slye 41 yd. Field Goal (12-63, 6:31)	10	0
Jaguars	2	09:21	B.Thomas 6 yd. pass from T.Lawrence (C.Little kick) (8-68, 4:10)	10	7
Jaguars	2	03:32	T.Bigsby 1 yd. run (C.Little kick) (6-82, 3:37)	10	14
Jaguars	2	01:34	P.Washington 96 yd. punt return (T.Lawrence-B.Thomas pass)	10	22
Jaguars	3	09:42	C.Little 21 yd. Field Goal (12-67, 5:18)	10	25
Patriots	4	08:22	K.Osborn 22 yd. pass from D.Maye (pass failed) (9-94, 2:48)	16	25
Jaguars	4	01:41	T.Bigsby 4 yd. run (C.Little kick) (3-10, 0:13)	16	32

### JACKSONVILLE JAGUARS

PASSING	ATT	CP	YDS	SK/YD	TD	LG	INT	RTG
Trevor Lawrence	20	15	193	0/0	1	58	0	121.5
<b>TOTAL</b>	<b>20</b>	<b>15</b>	<b>193</b>	<b>0/0</b>	<b>1</b>	<b>58</b>	<b>0</b>	<b>121.5</b>

RUSHING	ATT	YDS	AVG	LG	TD
Tank Bigsby	26	118	4.5	13	2
D'Ernest Johnson	9	38	4.2	10	0
Trevor Lawrence	2	13	6.5	11	0
Brian Thomas Jr.	2	2	1.0	1	0
<b>TOTAL</b>	<b>39</b>	<b>171</b>	<b>4.4</b>	<b>13</b>	<b>2</b>

RECEIVING	NO	YDS	AVG	LG	TD
Brian Thomas Jr.	5	89	17.8	58	1
Evan Engram	5	35	7.0	13	0
D'Ernest Johnson	3	32	10.7	26	0
Christian Kirk	1	24	24.0	24	0
Gabe Davis	1	13	13.0	13	0
<b>TOTAL</b>	<b>15</b>	<b>193</b>	<b>12.9</b>	<b>58</b>	<b>1</b>

TOP DEFENSE	TOT	SOLO	AST	SCK	YDS	INT
Devin Lloyd	11	5	6	1.0	5.0	0
Ventrell Miller	9	5	4	0.0	0.0	0
Andre Cisco	5	1	4	0.0	0.0	0

FIELD GOALS	FGM/FGA	PERCENT	RESULTS
Cam Little	1-1	100.0	21G
<b>TOTAL</b>	<b>1-1</b>	<b>100.0</b>	

### NEW ENGLAND PATRIOTS

PASSING	ATT	CP	YDS	SK/YD	TD	LG	INT	RTG
Drake Maye	37	26	276	2/19	2	33	0	109.7
<b>TOTAL</b>	<b>37</b>	<b>26</b>	<b>276</b>	<b>2/19</b>	<b>2</b>	<b>33</b>	<b>0</b>	<b>109.7</b>

RUSHING	ATT	YDS	AVG	LG	TD
Rhamondre Stevenson	7	18	2.6	11	0
Drake Maye	3	18	6.0	15	0
Antonio Gibson	3	4	1.3	3	0
JaMycal Hasty	2	-2	-1.0	2	0
<b>TOTAL</b>	<b>15</b>	<b>38</b>	<b>2.5</b>	<b>15</b>	<b>0</b>

RECEIVING	NO	YDS	AVG	LG	TD
Hunter Henry	8	92	11.5	32	0
JaMycal Hasty	5	49	9.8	16t	1
Austin Hooper	4	32	8.0	11	0
K.J. Osborn	2	26	13.0	22t	1
DeMario Douglas	2	14	7.0	9	0
Rhamondre Stevenson	2	7	3.5	4	0
Kayshon Boutte	1	33	33.0	33	0
Kendrick Bourne	1	14	14.0	14	0
Antonio Gibson	1	9	9.0	9	0
<b>TOTAL</b>	<b>26</b>	<b>276</b>	<b>10.6</b>	<b>33</b>	<b>2</b>

TOP DEFENSE	TOT	SOLO	AST	SCK	YDS	INT
Kyle Dugger	11	9	2	0.0	0.0	0
Christian Elliss	9	4	5	0.0	0.0	0
Anfernee Jennings	7	6	1	0.0	0.0	0

FIELD GOALS	FGM/FGA	PERCENT	RESULTS
Joey Slye	1-1	100.0	41G
<b>TOTAL</b>	<b>1-1</b>	<b>100.0</b>	

### Team Statistics

	Patriots	Jaguars
First Downs	17	23
3rd-Down Eff. (Made/Att/Pct)	6/12/50%	6/10/60%
4th-Down Eff. (Made/Att/Pct)	0/1/0%	0/1/0%
Total Net Yards	295	364
Total Plays	54	59
Yards Per Play	5.5	6.2
Rushes/Net Yards	15/38	39/171
Net Passing	257	193
Pass Attempts/Completions	37/26	20/15
Had Intercepted	0	0
Sacked/Yards Lost	2/19	0/0
Punts/Average	4/52.3	2/35.0
Penalties/Yards	7/35	4/24
Fumbles/Lost	0/0	0/0
Possession Time	26:45	33:15



# 2024 GAME SUMMARIES



## WEEK 8

65,618 ■ EverBank Stadium ■ Oct 27, 2024



Green Bay Packers ..... 0 13 7 10 – 30  
 Jacksonville Jaguars ..... 0 10 7 10 – 27

### SCORING DRIVES

TEAM	QTR	TIME	SCORING PLAY	GB	JAX
Packers	2	11:31	J.Jacobs 3 yd. run (B.McManus kick) (3-28, 1:25)	7	0
Packers	2	06:03	B.McManus 31 yd. Field Goal (6-67, 3:21)	10	0
Jaguars	2	02:37	T.Lawrence 6 yd. run (C.Little kick) (6-70, 3:26)	10	7
Packers	2	00:54	B.McManus 38 yd. Field Goal (10-51, 1:43)	13	7
Jaguars	2	00:03	C.Little 39 yd. Field Goal (6-53, 0:51)	13	10
Jaguars	3	05:10	B.Thomas 14 yd. pass from T.Lawrence (C.Little kick) (10-93, 5:33)	13	17
Packers	3	00:21	J.Jacobs 38 yd. run (B.McManus kick) (8-80, 4:49)	20	17
Packers	4	14:06	T.Kraft 3 yd. pass from M.Willis (B.McManus kick) (2-5, 0:40)	27	17
Jaguars	4	05:36	C.Little 47 yd. Field Goal (8-51, 4:04)	27	20
Jaguars	4	01:48	E.Engram 14 yd. pass from T.Lawrence (C.Little kick) (8-87, 2:02)	27	27
Packers	4	00:00	B.McManus 24 yd. Field Goal (7-64, 1:48)	30	27

### JACKSONVILLE JAGUARS

PASSING	ATT	CP	YDS	SK/YD	TD	LG	INT	RTG
Trevor Lawrence	32	21	308	1/9	2	33	1	104.7
<b>TOTAL</b>	<b>32</b>	<b>21</b>	<b>308</b>	<b>1/9</b>	<b>2</b>	<b>33</b>	<b>1</b>	<b>104.7</b>

RUSHING	ATT	YDS	AVG	LG	TD
Tank Bigsby	18	78	4.3	16	0
Trevor Lawrence	4	10	2.5	6t	1
D'Ernest Johnson	1	3	3.0	3	0
<b>TOTAL</b>	<b>23</b>	<b>91</b>	<b>4.0</b>	<b>16</b>	<b>1</b>

RECEIVING	NO	YDS	AVG	LG	TD
Brenton Strange	5	59	11.8	21	0
Evan Engram	4	36	9.0	14t	1
Brian Thomas Jr.	3	60	20.0	28	1
Parker Washington	3	46	15.3	23	0
Christian Kirk	2	59	29.5	33	0
Tank Bigsby	2	8	4.0	6	0
D'Ernest Johnson	1	20	20.0	20	0
Tim Jones	1	20	20.0	20	0
<b>TOTAL</b>	<b>21</b>	<b>308</b>	<b>14.7</b>	<b>33</b>	<b>2</b>

TOP DEFENSE	TOT	SOLO	AST	SCK	YDS	INT
Foyesade Oluokun	9	4	5	0.0	0.0	0
DaVon Hamilton	7	3	4	0.0	0.0	0
Ventrell Miller	6	5	1	0.0	0.0	0

FIELD GOALS	FGM/FGA	PERCENT	RESULTS
Cam Little	2-2	100.0	39G, 47G
<b>TOTAL</b>	<b>2-2</b>	<b>100.0</b>	

### GREEN BAY PACKERS

PASSING	ATT	CP	YDS	SK/YD	TD	LG	INT	RTG
Jordan Love	22	14	196	0/0	0	67	1	73.3
Malik Willis	5	4	56	1/0	1	51	0	152.9
<b>TOTAL</b>	<b>27</b>	<b>18</b>	<b>252</b>	<b>1/0</b>	<b>1</b>	<b>67</b>	<b>1</b>	<b>93.4</b>

RUSHING	ATT	YDS	AVG	LG	TD
Josh Jacobs	25	127	5.1	38t	2
Malik Willis	4	23	5.8	20	0
Chris Brooks	4	16	4.0	8	0
Emanuel Wilson	4	5	1.3	4	0
Jayden Reed	1	0	0.0	0	0
Jordan Love	1	-1	-1.0	-1	0
<b>TOTAL</b>	<b>39</b>	<b>170</b>	<b>4.4</b>	<b>38T</b>	<b>2</b>

RECEIVING	NO	YDS	AVG	LG	TD
Christian Watson	4	39	9.8	14	0
Tucker Kraft	3	78	26.0	67	1
Romeo Doubs	3	72	24.0	29	0
Jayden Reed	2	55	27.5	51	0
Dontayvion Wicks	2	11	5.5	6	0
Emanuel Wilson	2	-2	-1.0	1	0
Chris Brooks	1	1	1.0	1	0
Josh Jacobs	1	-2	-2.0	-2	0
<b>TOTAL</b>	<b>18</b>	<b>252</b>	<b>14.0</b>	<b>67</b>	<b>1</b>

TOP DEFENSE	TOT	SOLO	AST	SCK	YDS	INT
Eric Wilson	9	5	4	0.0	0.0	0
Isaiah McDuffie	8	4	4	0.0	0.0	0
Edgerrin Cooper	8	3	5	1.0	9.0	0

FIELD GOALS	FGM/FGA	PERCENT	RESULTS
Brandon McManus	3-3	100.0	31G, 38G, 24G
<b>TOTAL</b>	<b>3-3</b>	<b>100.0</b>	

### Team Statistics

	Packers	Jaguars
First Downs	22	19
3rd-Down Eff. (Made/Att/Pct)	3/11/27%	1/9/11%
4th-Down Eff. (Made/Att/Pct)	0/0/0%	1/1/100%
Total Net Yards	422	390
Total Plays	67	56
Yards Per Play	6.3	7.0
Rushes/Net Yards	39/170	23/91
Net Passing	252	299
Pass Attempts/Completions	27/18	32/21
Had Intercepted	1	1
Sacked/Yards Lost	1/0	1/9
Punts/Average	5/48.2	5/59.6
Penalties/Yards	3/20	8/59
Fumbles/Lost	0/0	2/1
Possession Time	34:09	25:51



# 2024 GAME SUMMARIES



## WEEK 9



69,879 ■ Lincoln Financial Field ■ Nov 3, 2024

Jacksonville Jaguars ..... 0 0 16 7 - 23  
 Philadelphia Eagles ..... 7 9 6 6 - 28

### SCORING DRIVES

TEAM	QTR	TIME	SCORING PLAY	JAX	PHI
Eagles	1	10:22	S.Barkley 20 yd. pass from J.Hurts (J.Elliott kick) (2-20, 0:48)	0	7
Eagles	2	09:20	J.Elliott 43 yd. Field Goal (15-68, 8:53)	0	10
Eagles	2	00:22	S.Barkley 19 yd. run (run failed) (7-42, 1:16)	0	16
Eagles	3	09:25	J.Hurts 18 yd. run (run failed) (7-78, 3:56)	0	22
Jaguars	3	05:26	T.Lawrence 1 yd. run (T.Lawrence-B.Thomas pass) (10-61, 3:59)	8	22
Jaguars	3	05:12	T.Walker 35 yd. fumble return (T.Lawrence-E.Engram pass)	16	22
Eagles	4	07:43	D.Smith 25 yd. pass from J.Hurts (pass failed) (8-91, 5:08)	16	28
Jaguars	4	04:04	T.Lawrence 4 yd. run (C.Little kick) (9-70, 3:39)	23	28

### JACKSONVILLE JAGUARS

PASSING	ATT	CP	YDS	SK/YD	TD	LG	INT	RTG
Trevor Lawrence	31	16	169	2/14	0	24	2	40.9
<b>TOTAL</b>	<b>31</b>	<b>16</b>	<b>169</b>	<b>2/14</b>	<b>0</b>	<b>24</b>	<b>2</b>	<b>40.9</b>

RUSHING	ATT	YDS	AVG	LG	TD
Travis Etienne Jr.	3	24	8.0	16	0
Tank Bigsby	8	22	2.8	10	0
Trevor Lawrence	5	8	1.6	4t	2
D'Ernest Johnson	2	6	3.0	6	0
<b>TOTAL</b>	<b>18</b>	<b>60</b>	<b>3.3</b>	<b>16</b>	<b>2</b>

RECEIVING	NO	YDS	AVG	LG	TD
Evan Engram	5	45	9.0	24	0
Parker Washington	3	41	13.7	18	0
Austin Trammell	2	40	20.0	22	0
Brian Thomas Jr.	2	22	11.0	16	0
Travis Etienne Jr.	2	6	3.0	3	0
Tim Jones	1	10	10.0	10	0
Luke Farrell	1	5	5.0	5	0
<b>TOTAL</b>	<b>16</b>	<b>169</b>	<b>10.6</b>	<b>24</b>	<b>0</b>

TOP DEFENSE	TOT	SOLO	AST	SCK	YDS	INT
Foyesade Oluokun	8	7	1	0.0	0.0	0
Devin Lloyd	8	6	2	0.0	0.0	0
Ventrell Miller	8	4	4	0.0	0.0	0

FIELD GOALS	FGM/FGA	PERCENT	RESULTS
No Field Goals			

### PHILADELPHIA EAGLES

PASSING	ATT	CP	YDS	SK/YD	TD	LG	INT	RTG
Jalen Hurts	24	18	230	3/20	2	46	0	132.3
<b>TOTAL</b>	<b>24</b>	<b>18</b>	<b>230</b>	<b>3/20</b>	<b>2</b>	<b>46</b>	<b>0</b>	<b>132.3</b>

RUSHING	ATT	YDS	AVG	LG	TD
Saquon Barkley	27	159	5.9	21	1
Jalen Hurts	13	67	5.2	21	1
Kenneth Gainwell	5	9	1.8	3	0
Ainias Smith	1	2	2.0	2	0
<b>TOTAL</b>	<b>46</b>	<b>237</b>	<b>5.2</b>	<b>21</b>	<b>2</b>

RECEIVING	NO	YDS	AVG	LG	TD
Grant Calcaterra	5	30	6.0	10	0
DeVonta Smith	4	87	21.8	46	1
Saquon Barkley	3	40	13.3	20t	1
A.J. Brown	2	36	18.0	20	0
Jahan Dotson	1	36	36.0	36	0
Kenneth Gainwell	1	1	1.0	1	0
Ainias Smith	1	0	0.0	0	0
Ben VanSumeren	1	0	0.0	0	0
<b>TOTAL</b>	<b>18</b>	<b>230</b>	<b>12.8</b>	<b>46</b>	<b>2</b>

TOP DEFENSE	TOT	SOLO	AST	SCK	YDS	INT
Zack Baun	10	7	3	0.0	0.0	1
Josh Sweat	5	3	2	2.0	14.0	0
Reed Blankenship	5	2	3	0.0	0.0	0

FIELD GOALS	FGM/FGA	PERCENT	RESULTS
Jake Elliott	1-2	50.0	43G, 57RU
<b>TOTAL</b>	<b>1-2</b>	<b>50.0</b>	

### Team Statistics

	Jaguars	Eagles
First Downs	14	21
3rd-Down Eff. (Made/Att/Pct)	3/10/30%	9/17/53%
4th-Down Eff. (Made/Att/Pct)	1/2/50%	0/2/0%
Total Net Yards	215	447
Total Plays	51	73
Yards Per Play	4.2	6.1
Rushes/Net Yards	18/60	46/237
Net Passing	155	210
Pass Attempts/Completions	31/16	24/18
Had Intercepted	2	0
Sacked/Yards Lost	2/14	3/20
Punts/Average	5/47.6	3/48.7
Penalties/Yards	4/17	8/67
Fumbles/Lost	1/1	1/1
Possession Time	21:48	38:12



# 2024 GAME SUMMARIES



## WEEK 10

65,695 ■ EverBank Stadium ■ Nov 10, 2024



Minnesota Vikings ..... 3 0 3 6 - 12  
 Jacksonville Jaguars ..... 7 0 0 0 - 7

### SCORING DRIVES

TEAM	QTR	TIME	SCORING PLAY	MIN	JAX
Vikings	1	07:56	J.Romo 45 yd. Field Goal (12-53, 5:29)	3	0
Jaguars	1	03:44	M.Jones 1 yd. run (C.Little kick) (9-70, 4:12)	3	7
Vikings	3	01:42	J.Romo 33 yd. Field Goal (14-72, 8:19)	6	7
Vikings	4	07:14	J.Romo 34 yd. Field Goal (16-68, 7:46)	9	7
Vikings	4	04:22	J.Romo 29 yd. Field Goal (5-14, 2:13)	12	7

### JACKSONVILLE JAGUARS

PASSING	ATT	CP	YDS	SK/YD	TD	LG	INT	RTG
Mac Jones	22	14	111	3/24	0	23	2	38.3
<b>TOTAL</b>	<b>22</b>	<b>14</b>	<b>111</b>	<b>3/24</b>	<b>0</b>	<b>23</b>	<b>2</b>	<b>38.3</b>

RUSHING	ATT	YDS	AVG	LG	TD
Travis Etienne Jr.	11	44	4.0	18	0
Mac Jones	5	8	1.6	5	1
Tank Bigsby	2	4	2.0	3	0
<b>TOTAL</b>	<b>18</b>	<b>56</b>	<b>3.1</b>	<b>18</b>	<b>1</b>

RECEIVING	NO	YDS	AVG	LG	TD
Evan Engram	6	40	6.7	15	0
Brenton Strange	2	25	12.5	23	0
Luke Farrell	2	16	8.0	9	0
Brian Thomas Jr.	2	12	6.0	10	0
Gabe Davis	1	19	19.0	19	0
Travis Etienne Jr.	1	-1	-1.0	-1	0
<b>TOTAL</b>	<b>14</b>	<b>111</b>	<b>7.9</b>	<b>23</b>	<b>0</b>

TOP DEFENSE	TOT	SOLO	AST	SCK	YDS	INT
Devin Lloyd	16	9	7	0.0	0.0	0
Foyesade Oluokun	11	6	5	0.0	0.0	1
Tyson Campbell	9	4	5	0.0	0.0	0

FIELD GOALS	FGM/FGA	PERCENT	RESULTS
			No Field Goals

### MINNESOTA VIKINGS

PASSING	ATT	CP	YDS	SK/YD	TD	LG	INT	RTG
Sam Darnold	38	24	241	1/8	0	28	3	48.2
<b>TOTAL</b>	<b>38</b>	<b>24</b>	<b>241</b>	<b>1/8</b>	<b>0</b>	<b>28</b>	<b>3</b>	<b>48.2</b>

RUSHING	ATT	YDS	AVG	LG	TD
Aaron Jones Sr.	17	88	5.2	13	0
Cam Akers	13	38	2.9	11	0
Sam Darnold	7	28	4.0	11	0
Ty Chandler	4	18	4.5	8	0
Jordan Addison	1	4	4.0	4	0
Jalen Nailor	1	-7	-7.0	-7	0
<b>TOTAL</b>	<b>43</b>	<b>169</b>	<b>3.9</b>	<b>13</b>	<b>0</b>

RECEIVING	NO	YDS	AVG	LG	TD
T.J. Hockenson	8	72	9.0	26	0
Justin Jefferson	5	48	9.6	15	0
Josh Oliver	4	52	13.0	28	0
Jordan Addison	2	25	12.5	21	0
Aaron Jones Sr.	2	13	6.5	8	0
Jalen Nailor	1	11	11.0	11	0
Trent Sherfield Sr.	1	11	11.0	11	0
Cam Akers	1	9	9.0	9	0
<b>TOTAL</b>	<b>24</b>	<b>241</b>	<b>10.0</b>	<b>28</b>	<b>0</b>

TOP DEFENSE	TOT	SOLO	AST	SCK	YDS	INT
Blake Cashman	5	3	2	1.0	8.0	0
Stephon Gilmore	5	3	2	0.0	0.0	0
Joshua Metellus	5	3	2	0.0	0.0	0

FIELD GOALS	FGM/FGA	PERCENT	RESULTS
Parker Romo	4-4	100.0	45G, 33G, 34G, 29G
<b>TOTAL</b>	<b>4-4</b>	<b>100.0</b>	

### Team Statistics

	Vikings	Jaguars
First Downs	28	10
3rd-Down Eff. (Made/Att/Pct)	5/14/36%	5/11/45%
4th-Down Eff. (Made/Att/Pct)	1/1/100%	0/0/0%
Total Net Yards	402	143
Total Plays	82	43
Yards Per Play	4.9	3.3
Rushes/Net Yards	43/169	18/56
Net Passing	233	87
Pass Attempts/Completions	38/24	22/14
Had Intercepted	3	2
Sacked/Yards Lost	1/8	3/24
Punts/Average	2/36.0	5/54.8
Penalties/Yards	6/40	3/25
Fumbles/Lost	0/0	1/1
Possession Time	42:19	17:41



# 2024 GAME SUMMARIES



WEEK 11

64,273 ■ Ford Field ■ Nov 17, 2024



Jacksonville Jaguars ..... 3 3 0 0 - 6  
 Detroit Lions ..... 7 21 14 10 - 52

## SCORING DRIVES

TEAM	QTR	TIME	SCORING PLAY	JAX	DET
Jaguars	1	09:36	C.Little 59 yd. Field Goal (9-29, 5:24)	3	0
Lions	1	04:59	D.Montgomery 2 yd. run (J.Bates kick) (9-70, 4:37)	3	7
Lions	2	12:26	J.Gibbs 1 yd. run (J.Bates kick) (13-93, 5:27)	3	14
Lions	2	06:39	D.Montgomery 6 yd. run (J.Bates kick) (8-64, 4:12)	3	21
Lions	2	02:46	A.St. Brown 27 yd. pass from J.Goff (J.Bates kick) (4-84, 2:12)	3	28
Jaguars	2	00:00	C.Little 35 yd. Field Goal (11-53, 2:46)	6	28
Lions	3	12:55	J.Williams 64 yd. pass from J.Goff (J.Bates kick) (4-80, 2:05)	6	35
Lions	3	04:16	B.Wright 5 yd. pass from J.Goff (J.Bates kick) (14-83, 7:49)	6	42
Lions	4	13:23	A.St. Brown 9 yd. pass from J.Goff (J.Bates kick) (9-96, 3:55)	6	49
Lions	4	07:49	J.Bates 54 yd. Field Goal (5-23, 2:04)	6	52

## JACKSONVILLE JAGUARS

PASSING	ATT	CP	YDS	SK/YD	TD	LG	INT	RTG
Mac Jones	29	17	138	1/9	0	24	1	56.4
<b>TOTAL</b>	<b>29</b>	<b>17</b>	<b>138</b>	<b>1/9</b>	<b>0</b>	<b>24</b>	<b>1</b>	<b>56.4</b>

RUSHING	ATT	YDS	AVG	LG	TD
Travis Etienne Jr.	12	27	2.3	9	0
Mac Jones	2	7	3.5	5	0
Brian Thomas Jr.	1	4	4.0	4	0
D'Ernest Johnson	2	3	1.5	3	0
<b>TOTAL</b>	<b>17</b>	<b>41</b>	<b>2.4</b>	<b>9</b>	<b>0</b>

RECEIVING	NO	YDS	AVG	LG	TD
Brian Thomas Jr.	5	82	16.4	24	0
Evan Engram	5	28	5.6	9	0
Travis Etienne Jr.	3	6	2.0	8	0
Parker Washington	1	10	10.0	10	0
Brenton Strange	1	6	6.0	6	0
Gabe Davis	1	3	3.0	3	0
Luke Farrell	1	3	3.0	3	0
<b>TOTAL</b>	<b>17</b>	<b>138</b>	<b>8.1</b>	<b>24</b>	<b>0</b>

TOP DEFENSE	TOT	SOLO	AST	SCK	YDS	INT
Foyesade Oluokun	9	6	3	0.0	0.0	0
Tyson Campbell	8	5	3	0.0	0.0	0
Ventrell Miller	7	4	3	0.0	0.0	0

FIELD GOALS	FGM/FGA	PERCENT	RESULTS
Cam Little	2-2	100.0	59G, 35G
<b>TOTAL</b>	<b>2-2</b>	<b>100.0</b>	

## DETROIT LIONS

PASSING	ATT	CP	YDS	SK/YD	TD	LG	INT	RTG
Jared Goff	29	24	412	0/0	4	64t	0	158.3
Hendon Hooker	4	3	37	0/0	0	21	0	103.1
<b>TOTAL</b>	<b>33</b>	<b>27</b>	<b>449</b>	<b>0/0</b>	<b>4</b>	<b>64T</b>	<b>0</b>	<b>158.3</b>

RUSHING	ATT	YDS	AVG	LG	TD
David Montgomery	15	75	5.0	11	2
Jahmyr Gibbs	11	69	6.3	23	1
Jared Goff	4	21	5.3	8	0
Craig Reynolds	2	21	10.5	19	0
Sione Vaki	5	9	1.8	7	0
Hendon Hooker	4	3	0.8	3	0
Jameson Williams	1	2	2.0	2	0
Amon-Ra St. Brown	1	-4	-4.0	-4	0
<b>TOTAL</b>	<b>43</b>	<b>196</b>	<b>4.6</b>	<b>23</b>	<b>3</b>

RECEIVING	NO	YDS	AVG	LG	TD
Amon-Ra St. Brown	11	161	14.6	27t	2
Jameson Williams	4	124	31.0	64t	1
Tim Patrick	3	26	8.7	13	0
David Montgomery	3	20	6.7	9	0
Kalif Raymond	2	30	15.0	21	0
Jahmyr Gibbs	1	54	54.0	54	0
Shane Zylstra	1	22	22.0	22	0
Allen Robinson II	1	7	7.0	7	0
Brock Wright	1	5	5.0	5t	1
<b>TOTAL</b>	<b>27</b>	<b>449</b>	<b>16.6</b>	<b>64T</b>	<b>4</b>

TOP DEFENSE	TOT	SOLO	AST	SCK	YDS	INT
Jack Campbell	9	3	6	0.5	4.5	0
Brian Branch	7	5	2	0.0	0.0	0
Alex Anzalone	5	3	2	0.0	0.0	0

FIELD GOALS	FGM/FGA	PERCENT	RESULTS
Jake Bates	1-1	100.0	54G
<b>TOTAL</b>	<b>1-1</b>	<b>100.0</b>	

## Team Statistics

	Jaguars	Lions
First Downs	10	38
3rd-Down Eff. (Made/Att/Pct)	2/10/20%	6/10/60%
4th-Down Eff. (Made/Att/Pct)	1/2/50%	3/3/100%
Total Net Yards	170	645
Total Plays	47	76
Yards Per Play	3.6	8.5
Rushes/Net Yards	17/41	43/196
Net Passing	129	449
Pass Attempts/Completions	29/17	33/27
Had Intercepted	1	0
Sacked/Yards Lost	1/9	0/0
Punts/Average	5/53.4	0/0.0
Penalties/Yards	6/40	4/46
Fumbles/Lost	0/0	0/0
Possession Time	20:54	39:06



# 2024 GAME SUMMARIES



## WEEK 13



62,588 ■ EverBank Stadium ■ Dec 1, 2024

Houston Texans ..... 0 6 10 7 - 23  
 Jacksonville Jaguars ..... 0 3 3 14 - 20

### SCORING DRIVES

TEAM	QTR	TIME	SCORING PLAY	HOU	JAX
Texans	2	14:51	K.Fairbairn 53 yd. Field Goal (5-40, 2:06)	3	0
Texans	2	06:26	K.Fairbairn 30 yd. Field Goal (11-33, 6:51)	6	0
Jaguars	2	00:08	C.Little 33 yd. Field Goal (14-53, 6:18)	6	3
Jaguars	3	10:06	C.Little 30 yd. Field Goal (9-68, 3:24)	6	6
Texans	3	08:04	J.Mixon 7 yd. run (K.Fairbairn kick) (5-70, 2:02)	13	6
Texans	3	01:16	K.Fairbairn 28 yd. Field Goal (10-41, 4:56)	16	6
Texans	4	12:11	D.Schultz 22 yd. pass from C.Stroud (K.Fairbairn kick) (5-55, 1:46)	23	6
Jaguars	4	07:49	P.Washington 22 yd. pass from M.Jones (pass failed) (12-72, 4:22)	23	12
Jaguars	4	03:31	B.Thomas 6 yd. pass from M.Jones (M.Jones-P.Washington pass) (10-84, 2:26)	23	20

### JACKSONVILLE JAGUARS

PASSING	ATT	CP	YDS	SK/YD	TD	LG	INT	RTG
Mac Jones	32	20	235	0/0	2	56	0	105.6
Trevor Lawrence	10	4	41	0/0	0	30	1	12.9
<b>TOTAL</b>	<b>42</b>	<b>24</b>	<b>276</b>	<b>0/0</b>	<b>2</b>	<b>56</b>	<b>1</b>	<b>83.0</b>

RUSHING	ATT	YDS	AVG	LG	TD
Travis Etienne Jr.	13	46	3.5	9	0
Tank Bigsby	7	28	4.0	19	0
Brian Thomas Jr.	1	11	11.0	11	0
Mac Jones	3	6	2.0	5	0
Trevor Lawrence	1	6	6.0	6	0
<b>TOTAL</b>	<b>25</b>	<b>97</b>	<b>3.9</b>	<b>19</b>	<b>0</b>

RECEIVING	NO	YDS	AVG	LG	TD
Evan Engram	7	41	5.9	16	0
Parker Washington	6	103	17.2	30	1
Brian Thomas Jr.	4	76	19.0	56	1
Travis Etienne Jr.	3	12	4.0	5	0
Devin Duvernay	2	23	11.5	18	0
Brenton Strange	1	14	14.0	14	0
Tank Bigsby	1	7	7.0	7	0
<b>TOTAL</b>	<b>24</b>	<b>276</b>	<b>11.5</b>	<b>56</b>	<b>2</b>

TOP DEFENSE	TOT	SOLO	AST	SCK	YDS	INT
Darnell Savage	7	7	0	0.0	0.0	0
Devin Lloyd	6	3	3	0.0	0.0	0
Antonio Johnson	5	5	0	0.0	0.0	0

FIELD GOALS	FGM/FGA	PERCENT	RESULTS
Cam Little	2-3	66.7	33G, 30G, 55WR
<b>TOTAL</b>	<b>2-3</b>	<b>66.7</b>	

### HOUSTON TEXANS

PASSING	ATT	CP	YDS	SK/YD	TD	LG	INT	RTG
C.J. Stroud	34	22	242	2/24	1	40	0	95.5
<b>TOTAL</b>	<b>34</b>	<b>22</b>	<b>242</b>	<b>2/24</b>	<b>1</b>	<b>40</b>	<b>0</b>	<b>95.5</b>

RUSHING	ATT	YDS	AVG	LG	TD
Joe Mixon	20	101	5.1	30	1
C.J. Stroud	5	7	1.4	6	0
<b>TOTAL</b>	<b>25</b>	<b>108</b>	<b>4.3</b>	<b>30</b>	<b>1</b>

RECEIVING	NO	YDS	AVG	LG	TD
Nico Collins	8	119	14.9	40	0
Dalton Schultz	5	61	12.2	22t	1
Joe Mixon	4	18	4.5	9	0
John Metchie III	2	16	8.0	13	0
Tank Dell	1	23	23.0	23	0
Cade Stover	1	4	4.0	4	0
Dameon Pierce	1	1	1.0	1	0
<b>TOTAL</b>	<b>22</b>	<b>242</b>	<b>11.0</b>	<b>40</b>	<b>1</b>

TOP DEFENSE	TOT	SOLO	AST	SCK	YDS	INT
Kamari Lassiter	8	6	2	0.0	0.0	0
Neville Hewitt	8	4	4	0.0	0.0	0
Eric Murray	8	3	5	0.0	0.0	0

FIELD GOALS	FGM/FGA	PERCENT	RESULTS
Ka'imi Fairbairn	3-3	100.0	53G, 30G, 28G
<b>TOTAL</b>	<b>3-3</b>	<b>100.0</b>	

### Team Statistics

	Texans	Jaguars
First Downs	20	19
3rd-Down Eff. (Made/Att/Pct)	5/13/38%	5/15/33%
4th-Down Eff. (Made/Att/Pct)	1/1/100%	2/2/100%
Total Net Yards	326	373
Total Plays	61	67
Yards Per Play	5.3	5.6
Rushes/Net Yards	25/108	25/97
Net Passing	218	276
Pass Attempts/Completions	34/22	42/24
Had Intercepted	0	1
Sacked/Yards Lost	2/24	0/0
Punts/Average	4/50.5	4/47.8
Penalties/Yards	3/15	4/30
Fumbles/Lost	0/0	1/0
Possession Time	32:17	27:43



# 2024 GAME SUMMARIES



## WEEK 14



61,644 ■ Nissan Stadium ■ Dec 8, 2024

Jacksonville Jaguars ..... 0 0 0 10 – 10  
 Tennessee Titans ..... 3 0 3 0 – 6

### SCORING DRIVES

TEAM	QTR	TIME	SCORING PLAY	JAX	TEN
Titans	1	08:32	N.Folk 46 yd. Field Goal (11-51, 6:28)	0	3
Titans	3	04:30	N.Folk 39 yd. Field Goal (11-45, 5:37)	0	6
Jaguars	4	12:09	C.Little 23 yd. Field Goal (14-65, 7:21)	3	6
Jaguars	4	06:46	T.Bigsby 8 yd. run (C.Little kick) (7-81, 3:21)	10	6

### JACKSONVILLE JAGUARS

PASSING	ATT	CP	YDS	SK/YD	TD	LG	INT	RTG
Mac Jones	31	23	220	1/0	0	31	2	66.6
<b>TOTAL</b>	<b>31</b>	<b>23</b>	<b>220</b>	<b>1/0</b>	<b>0</b>	<b>31</b>	<b>2</b>	<b>66.6</b>

RUSHING	ATT	YDS	AVG	LG	TD
Tank Bigsby	18	55	3.1	12	1
Travis Etienne Jr.	4	20	5.0	11	0
Mac Jones	3	3	1.0	3	0
Devin Duvernay	1	-7	-7.0	-7	0
<b>TOTAL</b>	<b>26</b>	<b>71</b>	<b>2.7</b>	<b>12</b>	<b>1</b>

RECEIVING	NO	YDS	AVG	LG	TD
Brian Thomas Jr.	8	86	10.8	31	0
Travis Etienne Jr.	4	50	12.5	21	0
Evan Engram	4	33	8.3	11	0
Devin Duvernay	3	8	2.7	5	0
Parker Washington	2	15	7.5	8	0
Brenton Strange	1	21	21.0	21	0
Tank Bigsby	1	7	7.0	7	0
<b>TOTAL</b>	<b>23</b>	<b>220</b>	<b>9.6</b>	<b>31</b>	<b>0</b>

TOP DEFENSE	TOT	SOLO	AST	SCK	YDS	INT
Foyesade Oluokun	11	6	5	0.0	0.0	0
Devin Lloyd	8	1	7	0.0	0.0	0
Antonio Johnson	5	5	0	0.0	0.0	0

FIELD GOALS	FGM/FGA	PERCENT	RESULTS
Cam Little	1-1	100.0	23G
<b>TOTAL</b>	<b>1-1</b>	<b>100.0</b>	

### TENNESSEE TITANS

PASSING	ATT	CP	YDS	SK/YD	TD	LG	INT	RTG
Will Levis	32	19	168	2/22	0	30	0	73.4
<b>TOTAL</b>	<b>32</b>	<b>19</b>	<b>168</b>	<b>2/22</b>	<b>0</b>	<b>30</b>	<b>0</b>	<b>73.4</b>

RUSHING	ATT	YDS	AVG	LG	TD
Tony Pollard	21	102	4.9	21	0
Tyjae Spears	6	21	3.5	8	0
Will Levis	1	3	3.0	3	0
<b>TOTAL</b>	<b>28</b>	<b>126</b>	<b>4.5</b>	<b>21</b>	<b>0</b>

RECEIVING	NO	YDS	AVG	LG	TD
Calvin Ridley	7	59	8.4	30	0
Chig Okonkwo	3	8	2.7	10	0
Josh Whyle	2	31	15.5	23	0
Tony Pollard	2	22	11.0	13	0
Nick Westbrook-Ikhine	1	19	19.0	19	0
Bryce Oliver	1	16	16.0	16	0
Tyler Boyd	1	7	7.0	7	0
Nick Vannett	1	4	4.0	4	0
Tyjae Spears	1	2	2.0	2	0
<b>TOTAL</b>	<b>19</b>	<b>168</b>	<b>8.8</b>	<b>30</b>	<b>0</b>

TOP DEFENSE	TOT	SOLO	AST	SCK	YDS	INT
Luke Gifford	10	7	3	0.0	0.0	0
Jarvis Brownlee Jr.	9	6	3	0.0	0.0	0
Daryl Worley	6	5	1	0.0	0.0	0

FIELD GOALS	FGM/FGA	PERCENT	RESULTS
Nick Folk	2-2	100.0	46G, 39G
<b>TOTAL</b>	<b>2-2</b>	<b>100.0</b>	

### Team Statistics

	Jaguars	Titans
First Downs	16	17
3rd-Down Eff. (Made/Att/Pct)	6/13/46%	8/16/50%
4th-Down Eff. (Made/Att/Pct)	1/1/100%	0/3/0%
Total Net Yards	291	272
Total Plays	58	62
Yards Per Play	5.0	4.4
Rushes/Net Yards	26/71	28/126
Net Passing	220	146
Pass Attempts/Completions	31/23	32/19
Had Intercepted	2	0
Sacked/Yards Lost	1/0	2/22
Punts/Average	4/49.5	3/47.7
Penalties/Yards	5/39	4/25
Fumbles/Lost	0/0	1/0
Possession Time	28:16	31:44



# 2024 GAME SUMMARIES



## WEEK 15



63,251 ■ EverBank Stadium ■ Dec 15, 2024

New York Jets ..... 7 0 10 15 - 32  
 Jacksonville Jaguars ..... 7 6 3 9 - 25

### SCORING DRIVES

TEAM	QTR	TIME	SCORING PLAY	NYJ	JAX
Jaguars	1	08:37	B.Thomas 3 yd. pass from M.Jones (C.Little kick) (13-70, 6:23)	0	7
Jets	1	05:01	G.Wilson 22 yd. pass from A.Rodgers (A.Carlson kick) (7-70, 3:36)	7	7
Jaguars	2	02:41	C.Little 28 yd. Field Goal (18-77, 11:07)	7	10
Jaguars	2	00:00	C.Little 23 yd. Field Goal (11-73, 1:36)	7	13
Jets	3	10:28	A.Carlson 43 yd. Field Goal (7-45, 4:32)	10	13
Jaguars	3	08:05	C.Little 43 yd. Field Goal (7-45, 2:23)	10	16
Jets	3	04:33	D.Adams 1 yd. pass from A.Rodgers (A.Carlson kick) (7-70, 3:32)	17	16
Jaguars	4	10:58	B.Thomas 19 yd. pass from M.Jones (pass failed) (8-73, 3:52)	17	22
Jets	4	03:24	D.Adams 71 yd. pass from A.Rodgers (A.Rodgers-D.Adams pass) (4-87, 0:55)	25	22
Jaguars	4	01:51	C.Little 43 yd. Field Goal (7-42, 1:33)	25	25
Jets	4	01:05	B.Hall 1 yd. run (A.Carlson kick) (7-70, 0:46)	32	25

### JACKSONVILLE JAGUARS

PASSING	ATT	CP	YDS	SK/YD	TD	LG	INT	RTG
Mac Jones	46	31	294	2/9	2	41	2	81.2
<b>TOTAL</b>	<b>46</b>	<b>31</b>	<b>294</b>	<b>2/9</b>	<b>2</b>	<b>41</b>	<b>2</b>	<b>81.3</b>

RUSHING	ATT	YDS	AVG	LG	TD
Travis Etienne Jr.	14	65	4.6	10	0
Tank Bigsby	11	42	3.8	14	0
Mac Jones	4	29	7.3	13	0
<b>TOTAL</b>	<b>29</b>	<b>136</b>	<b>4.7</b>	<b>14</b>	<b>0</b>

RECEIVING	NO	YDS	AVG	LG	TD
Brenton Strange	11	73	6.6	9	0
Brian Thomas Jr.	10	105	10.5	41	2
Travis Etienne Jr.	4	20	5.0	8	0
Parker Washington	3	54	18.0	29	0
Devin Duvernay	3	42	14.0	28	0
<b>TOTAL</b>	<b>31</b>	<b>294</b>	<b>9.5</b>	<b>41</b>	<b>2</b>

TOP DEFENSE	TOT	SOLO	AST	SCK	YDS	INT
Tyson Campbell	6	6	0	0.0	0.0	0
Darnell Savage	5	4	1	0.0	0.0	0
Foyesade Oluokun	4	3	1	0.0	0.0	0

FIELD GOALS	FGM/FGA	PERCENT	RESULTS
Cam Little	4-4	100.0	28G, 23G, 43G, 43G
<b>TOTAL</b>	<b>4-4</b>	<b>100.0</b>	

### NEW YORK JETS

PASSING	ATT	CP	YDS	SK/YD	TD	LG	INT	RTG
Aaron Rodgers	30	16	289	1/14	3	71t	0	120.0
<b>TOTAL</b>	<b>30</b>	<b>16</b>	<b>289</b>	<b>1/14</b>	<b>3</b>	<b>71T</b>	<b>0</b>	<b>120.0</b>

RUSHING	ATT	YDS	AVG	LG	TD
Aaron Rodgers	6	45	7.5	18	0
Breece Hall	9	30	3.3	18	1
Isaiah Davis	5	24	4.8	11	0
Ashtyn Davis	1	21	21.0	21	0
Braelon Allen	2	5	2.5	3	0
<b>TOTAL</b>	<b>23</b>	<b>125</b>	<b>5.4</b>	<b>21</b>	<b>1</b>

RECEIVING	NO	YDS	AVG	LG	TD
Davante Adams	9	198	22.0	71t	2
Garrett Wilson	3	56	18.7	22t	1
Breece Hall	2	21	10.5	14	0
Jeremy Ruckert	1	12	12.0	12	0
Isaiah Davis	1	2	2.0	2	0
<b>TOTAL</b>	<b>16</b>	<b>289</b>	<b>18.1</b>	<b>71T</b>	<b>3</b>

TOP DEFENSE	TOT	SOLO	AST	SCK	YDS	INT
Jamien Sherwood	9	6	3	0.0	0.0	0
Chuck Clark	7	6	1	0.0	0.0	0
Tony Adams	7	4	3	0.0	0.0	0

FIELD GOALS	FGM/FGA	PERCENT	RESULTS
Anders Carlson	1-2	50.0	43G, 48WR
<b>TOTAL</b>	<b>1-2</b>	<b>50.0</b>	

### Team Statistics

	Jets	Jaguars
First Downs	22	27
3rd-Down Eff. (Made/Att/Pct)	4/10/40%	8/15/53%
4th-Down Eff. (Made/Att/Pct)	1/1/100%	0/0/0%
Total Net Yards	400	421
Total Plays	54	77
Yards Per Play	7.4	5.5
Rushes/Net Yards	23/125	29/136
Net Passing	275	285
Pass Attempts/Completions	30/16	46/31
Had Intercepted	0	2
Sacked/Yards Lost	1/14	2/9
Punts/Average	3/41.7	2/47.0
Penalties/Yards	8/62	8/106
Fumbles/Lost	0/0	1/0
Possession Time	25:36	34:24



# 2024 GAME SUMMARIES



## WEEK 16



61,323 ■ Allegiant Stadium ■ Dec 22, 2024

Jacksonville Jaguars ..... 7 0 7 0 - 14  
 Las Vegas Raiders ..... 0 13 0 6 - 19

### SCORING DRIVES

TEAM	QTR	TIME	SCORING PLAY	JAX	LV
Jaguars	1	01:32	T.Bigsby 1 yd. run (C.Little kick) (6-29, 2:32)	7	0
Raiders	2	14:05	A.Mattison 1 yd. run (D.Carlson kick) (6-70, 2:27)	7	7
Raiders	2	10:28	D.Carlson 49 yd. Field Goal (6-33, 2:11)	7	10
Raiders	2	03:56	D.Carlson 37 yd. Field Goal (10-44, 5:05)	7	13
Jaguars	3	00:54	B.Thomas 62 yd. pass from M.Jones (C.Little kick) (3-64, 1:24)	14	13
Raiders	4	11:26	A.Abdullah 7 yd. run (pass failed) (10-70, 4:28)	14	19

### JACKSONVILLE JAGUARS

PASSING	ATT	CP	YDS	SK/YD	TD	LG	INT	RTG
Mac Jones	39	25	247	1/11	1	62t	0	90.4
<b>TOTAL</b>	<b>39</b>	<b>25</b>	<b>247</b>	<b>1/11</b>	<b>1</b>	<b>62T</b>	<b>0</b>	<b>90.4</b>

RUSHING	ATT	YDS	AVG	LG	TD
Tank Bigsby	12	50	4.2	10	1
Travis Etienne Jr.	9	22	2.4	12	0
<b>TOTAL</b>	<b>21</b>	<b>72</b>	<b>3.4</b>	<b>12</b>	<b>1</b>

RECEIVING	NO	YDS	AVG	LG	TD
Brian Thomas Jr.	9	132	14.7	62t	1
Parker Washington	6	54	9.0	17	0
Brenton Strange	2	22	11.0	13	0
Travis Etienne Jr.	2	15	7.5	11	0
Luke Farrell	2	8	4.0	6	0
D'Ernest Johnson	1	8	8.0	8	0
Josiah Deguara	1	4	4.0	4	0
Devin Duvernay	1	3	3.0	3	0
Tank Bigsby	1	1	1.0	1	0
<b>TOTAL</b>	<b>25</b>	<b>247</b>	<b>9.9</b>	<b>62T</b>	<b>1</b>

TOP DEFENSE	TOT	SOLO	AST	SCK	YDS	INT
Foyesade Oluokun	8	6	2	0.0	0.0	0
Devin Lloyd	7	5	2	0.0	0.0	0
Tyson Campbell	5	4	1	0.0	0.0	0

FIELD GOALS	FGM/FGA	PERCENT	RESULTS
			No Field Goals

### LAS VEGAS RAIDERS

PASSING	ATT	CP	YDS	SK/YD	TD	LG	INT	RTG
Aidan O'Connell	38	24	257	2/12	0	32	0	82.9
<b>TOTAL</b>	<b>38</b>	<b>24</b>	<b>257</b>	<b>2/12</b>	<b>0</b>	<b>32</b>	<b>0</b>	<b>82.9</b>

RUSHING	ATT	YDS	AVG	LG	TD
Ameer Abdullah	7	38	5.4	10	1
Alexander Mattison	12	27	2.3	6	1
Aidan O'Connell	7	12	1.7	13	0
Tre Tucker	1	-8	-8.0	-8	0
<b>TOTAL</b>	<b>27</b>	<b>69</b>	<b>2.6</b>	<b>13</b>	<b>2</b>

RECEIVING	NO	YDS	AVG	LG	TD
Brock Bowers	11	99	9.0	32	0
Ameer Abdullah	5	47	9.4	12	0
Alexander Mattison	4	29	7.3	12	0
Jakobi Meyers	2	41	20.5	24	0
Tre Tucker	2	41	20.5	29	0
<b>TOTAL</b>	<b>24</b>	<b>257</b>	<b>10.7</b>	<b>32</b>	<b>0</b>

TOP DEFENSE	TOT	SOLO	AST	SCK	YDS	INT
Isaiah Pola-Mao	9	6	3	0.0	0.0	0
Robert Spillane	8	5	3	0.0	0.0	0
Tre'von Moehrig	6	3	3	0.0	0.0	0

FIELD GOALS	FGM/FGA	PERCENT	RESULTS
Daniel Carlson	2-3	66.7	49G, 37G, 46WR
<b>TOTAL</b>	<b>2-3</b>	<b>66.7</b>	

### Team Statistics

	Jaguars	Raiders
First Downs	15	21
3rd-Down Eff. (Made/Att/Pct)	6/15/40%	4/14/29%
4th-Down Eff. (Made/Att/Pct)	1/2/50%	0/0/0%
Total Net Yards	308	314
Total Plays	61	67
Yards Per Play	5.0	4.7
Rushes/Net Yards	21/72	27/69
Net Passing	236	245
Pass Attempts/Completions	39/25	38/24
Had Intercepted	0	0
Sacked/Yards Lost	1/11	2/12
Punts/Average	7/39.3	6/47.5
Penalties/Yards	8/60	7/62
Fumbles/Lost	3/2	0/0
Possession Time	25:42	34:18



# 2024 GAME SUMMARIES



WEEK 17



61,995 ■ EverBank Stadium ■ Dec 29, 2024

Tennessee Titans ..... 0 3 7 3 - 13  
 Jacksonville Jaguars ..... 3 10 0 7 - 20

## SCORING DRIVES

TEAM	QTR	TIME	SCORING PLAY	TEN	JAX
Jaguars	1	10:46	C.Little 48 yd. Field Goal (9-38, 4:14)	0	3
Jaguars	2	08:59	P.Washington 2 yd. pass from M.Jones (C.Little kick) (5-43, 2:45)	0	10
Jaguars	2	02:02	C.Little 44 yd. Field Goal (12-54, 5:16)	0	13
Titans	2	00:00	M.Wright 39 yd. Field Goal (10-50, 2:02)	3	13
Titans	3	06:51	N.Vannett 8 yd. pass from M.Rudolph (M.Wright kick) (13-85, 8:09)	10	13
Jaguars	4	07:05	B.Thomas 11 yd. pass from M.Jones (C.Little kick) (16-74, 9:11)	10	20
Titans	4	02:02	M.Wright 28 yd. Field Goal (12-60, 5:03)	13	20

### JACKSONVILLE JAGUARS

PASSING	ATT	CP	YDS	SK/YD	TD	LG	INT	RTG
Mac Jones	22	15	174	2/1	2	31	0	122.2
<b>TOTAL</b>	<b>22</b>	<b>15</b>	<b>174</b>	<b>2/1</b>	<b>2</b>	<b>31</b>	<b>0</b>	<b>122.2</b>

RUSHING	ATT	YDS	AVG	LG	TD
Travis Etienne Jr.	15	49	3.3	15	0
Tank Bigsby	11	33	3.0	7	0
Mac Jones	6	22	3.7	9	0
Brian Thomas Jr.	1	18	18.0	18	0
<b>TOTAL</b>	<b>33</b>	<b>122</b>	<b>3.7</b>	<b>18</b>	<b>0</b>

RECEIVING	NO	YDS	AVG	LG	TD
Brian Thomas Jr.	7	91	13.0	31	1
Parker Washington	3	31	10.3	24	1
D'Ernest Johnson	2	11	5.5	8	0
Travis Etienne Jr.	1	26	26.0	26	0
Tim Jones	1	11	11.0	11	0
Devin Duvernay	1	4	4.0	4	0
<b>TOTAL</b>	<b>15</b>	<b>174</b>	<b>11.6</b>	<b>31</b>	<b>2</b>

TOP DEFENSE	TOT	SOLO	AST	SCK	YDS	INT
Foyesade Oluokun	11	3	8	0.0	0.0	0
Andre Cisco	8	6	2	0.0	0.0	0
Montaric Brown	7	5	2	0.0	0.0	0

FIELD GOALS	FGM/FGA	PERCENT	RESULTS
Cam Little	2-2	100.0	48G, 44G
<b>TOTAL</b>	<b>2-2</b>	<b>100.0</b>	

### TENNESSEE TITANS

PASSING	ATT	CP	YDS	SK/YD	TD	LG	INT	RTG
Mason Rudolph	31	19	193	3/15	1	24	1	76.4
<b>TOTAL</b>	<b>31</b>	<b>19</b>	<b>193</b>	<b>3/15</b>	<b>1</b>	<b>24</b>	<b>1</b>	<b>76.4</b>

RUSHING	ATT	YDS	AVG	LG	TD
Tyjae Spears	20	95	4.8	23	0
Mason Rudolph	5	23	4.6	7	0
Julius Chestnut	3	17	5.7	9	0
Chig Okonkwo	1	17	17.0	17	0
Calvin Ridley	1	7	7.0	7	0
<b>TOTAL</b>	<b>30</b>	<b>159</b>	<b>5.3</b>	<b>23</b>	<b>0</b>

RECEIVING	NO	YDS	AVG	LG	TD
Calvin Ridley	5	84	16.8	24	0
Chig Okonkwo	5	42	8.4	18	0
Nick Westbrook-Ikhine	3	37	12.3	18	0
Tyjae Spears	3	8	2.7	6	0
Tyler Boyd	2	14	7.0	7	0
Nick Vannett	1	8	8.0	8t	1
<b>TOTAL</b>	<b>19</b>	<b>193</b>	<b>10.2</b>	<b>24</b>	<b>1</b>

TOP DEFENSE	TOT	SOLO	AST	SCK	YDS	INT
Luke Gifford	8	5	3	0.0	0.0	0
Mike Brown	7	4	3	0.0	0.0	0
Daryl Worley	7	4	3	0.0	0.0	0

FIELD GOALS	FGM/FGA	PERCENT	RESULTS
Matthew Wright	2-2	100.0	39G, 28G
<b>TOTAL</b>	<b>2-2</b>	<b>100.0</b>	

### Team Statistics

	Titans	Jaguars
First Downs	23	18
3rd-Down Eff. (Made/Att/Pct)	7/14/50%	8/13/62%
4th-Down Eff. (Made/Att/Pct)	1/2/50%	0/0/0%
Total Net Yards	337	295
Total Plays	64	57
Yards Per Play	5.3	5.2
Rushes/Net Yards	30/159	33/122
Net Passing	178	173
Pass Attempts/Completions	31/19	22/15
Had Intercepted	1	0
Sacked/Yards Lost	3/15	2/1
Punts/Average	3/49.7	3/43.3
Penalties/Yards	5/34	7/50
Fumbles/Lost	2/0	0/0
Possession Time	30:40	29:20



# 2024 GAME SUMMARIES



## WEEK 18



63,041 ■ Lucas Oil Stadium ■ Jan 5, 2025

Jacksonville Jaguars ..... 7 6 0 10 0 - 23  
 Indianapolis Colts ..... 7 13 0 3 3 - 26

### SCORING DRIVES

TEAM	QTR	TIME	SCORING PLAY	JAX	IND
Colts	1	13:50	A.Pierce 40 yd. pass from J.Flacco (M.Gay kick) (3-70, 1:10)	0	7
Jaguars	1	08:12	T.Bigsby 1 yd. run (C.Little kick) (10-70, 5:38)	7	7
Jaguars	2	14:17	C.Little 53 yd. Field Goal (5-13, 3:00)	10	7
Colts	2	09:32	J.Taylor 6 yd. run (M.Gay kick) (8-70, 4:45)	10	14
Colts	2	03:22	M.Gay 49 yd. Field Goal (11-43, 4:42)	10	17
Jaguars	2	01:25	C.Little 28 yd. Field Goal (9-61, 1:57)	13	17
Colts	2	00:13	M.Gay 36 yd. Field Goal (7-52, 1:12)	13	20
Jaguars	4	07:50	P.Washington 9 yd. pass from M.Jones (C.Little kick) (14-84, 6:55)	20	20
Colts	4	03:52	M.Gay 45 yd. Field Goal (7-43, 3:58)	20	23
Jaguars	4	01:44	C.Little 53 yd. Field Goal (7-35, 2:08)	23	23
Colts	OT	05:23	M.Gay 38 yd. Field Goal (11-50, 4:37)	23	26

### JACKSONVILLE JAGUARS

PASSING	ATT	CP	YDS	SK/YD	TD	LG	INT	RTG
Mac Jones	32	20	225	2/19	1	41	1	80.9
<b>TOTAL</b>	<b>32</b>	<b>20</b>	<b>225</b>	<b>2/19</b>	<b>1</b>	<b>41</b>	<b>1</b>	<b>80.9</b>

RUSHING	ATT	YDS	AVG	LG	TD
Tank Bigsby	14	39	2.8	11	1
Travis Etienne Jr.	13	31	2.4	11	0
D'Ernest Johnson	2	26	13.0	22	0
Mac Jones	5	17	3.4	12	0
<b>TOTAL</b>	<b>34</b>	<b>113</b>	<b>3.3</b>	<b>22</b>	<b>1</b>

RECEIVING	NO	YDS	AVG	LG	TD
Brian Thomas Jr.	7	103	14.7	41	0
Brenton Strange	4	60	15.0	26	0
Travis Etienne Jr.	3	29	9.7	14	0
Parker Washington	2	15	7.5	9t	1
Josh Reynolds	1	11	11.0	11	0
Luke Farrell	1	4	4.0	4	0
Tank Bigsby	1	3	3.0	3	0
D'Ernest Johnson	1	0	0.0	0	0
<b>TOTAL</b>	<b>20</b>	<b>225</b>	<b>11.3</b>	<b>41</b>	<b>1</b>

TOP DEFENSE	TOT	SOLO	AST	SCK	YDS	INT
Andrew Wingard	10	5	5	0.0	0.0	0
Foyesade Oluokun	10	3	7	0.0	0.0	0
Darnell Savage	9	7	2	0.0	0.0	0

FIELD GOALS	FGM/FGA	PERCENT	RESULTS
Cam Little	3-3	100.0	53G, 28G, 53G
<b>TOTAL</b>	<b>3-3</b>	<b>100.0</b>	

### INDIANAPOLIS COLTS

PASSING	ATT	CP	YDS	SK/YD	TD	LG	INT	RTG
Joe Flacco	40	23	264	3/12	1	40t	0	85.8
<b>TOTAL</b>	<b>40</b>	<b>23</b>	<b>264</b>	<b>3/12</b>	<b>1</b>	<b>40T</b>	<b>0</b>	<b>85.8</b>

RUSHING	ATT	YDS	AVG	LG	TD
Jonathan Taylor	34	177	5.2	17	1
<b>TOTAL</b>	<b>34</b>	<b>177</b>	<b>5.2</b>	<b>17</b>	<b>1</b>

RECEIVING	NO	YDS	AVG	LG	TD
Josh Downs	10	94	9.4	18	0
Michael Pittman Jr.	6	72	12.0	26	0
Alec Pierce	2	57	28.5	40t	1
Drew Ogletree	1	21	21.0	21	0
Kylen Granson	1	7	7.0	7	0
Tyler Goodson	1	5	5.0	5	0
Trey Sermon	1	5	5.0	5	0
Jonathan Taylor	1	3	3.0	3	0
<b>TOTAL</b>	<b>23</b>	<b>264</b>	<b>11.5</b>	<b>40T</b>	<b>1</b>

TOP DEFENSE	TOT	SOLO	AST	SCK	YDS	INT
Jaylon Jones	9	5	4	0.0	0.0	0
E.J. Speed	8	6	2	0.0	0.0	0
Kenny Moore II	8	5	3	0.0	0.0	0

FIELD GOALS	FGM/FGA	PERCENT	RESULTS
Matt Gay	4-5	80.0	49G, 36G, 51WR, 45G, 38G
<b>TOTAL</b>	<b>4-5</b>	<b>80.0</b>	

### Team Statistics

	Jaguars	Colts
First Downs	19	24
3rd-Down Eff. (Made/Att/Pct)	5/14/36%	5/15/33%
4th-Down Eff. (Made/Att/Pct)	0/1/0%	0/1/0%
Total Net Yards	319	429
Total Plays	68	77
Yards Per Play	4.7	5.6
Rushes/Net Yards	34/113	34/177
Net Passing	206	252
Pass Attempts/Completions	32/20	40/23
Had Intercepted	1	0
Sacked/Yards Lost	2/19	3/12
Punts/Average	4/50.0	4/50.0
Penalties/Yards	4/57	3/15
Fumbles/Lost	1/0	0/0
Possession Time	30:51	35:58




# PRIDE OF THE JAGUARS

## TONY BOSELLI (1995-2001)

Former OT Tony Boselli, the Jacksonville Jaguars' first-ever college draft choice, was the first member of the Jaguars franchise to be honored in The Pride of the Jaguars on Oct. 8, 2006. Boselli was the second-overall selection in the 1995 draft following an All-American career at Southern California. He started a then-team-record 90 of the 91 Jaguars games in which he played from 1995-2001 and was named to the Pro Bowl five times. He was voted No. 1 on the Jaguars All-25. Widely considered the best offensive tackle in the game, Boselli allowed only 15.5 sacks in seven seasons and was named to the second team on the NFL All-Decade Team for the 1990s.

"Tony Boselli was the original Jaguar, and we are excited to recognize him," said Jaguars then-owner Wayne Weaver. "We are proud of Tony's contributions on the field for this organization, and we're proud of his contributions off the field for this community. We welcome the opportunity to have Jaguars fans thank Tony for what he has meant to Jacksonville and the Jaguars."

On Feb. 10, 2022, Boselli was selected for enshrinement in the Pro Football Hall of Fame, becoming the Jaguars' first-ever Hall of Famer. Nearly three years later, on Feb. 3, 2025, Jaguars team owner Shad Khan announced his appointment of Boselli to serve as the team's executive vice president of football operations.



## WAYNE & DELORES WEAVER (1993-2011)



Wayne and Delores Weaver were inducted into the Pride of the Jaguars at halftime of their final game as owners of the team on Jan. 1, 2012, becoming only the second and third inductees. Three days later, their ownership of the Jaguars was transferred to Shad Khan, ending their tenure that began when the franchise was awarded on Nov. 30, 1993.

During the 17 seasons of the Weavers' ownership, the Jaguars were 138-134 in the regular season and 142-140 including postseason contests with six playoff berths and two division titles. The Weavers were on hand for every game during that span – 352 total contests including 69 preseason, 272 regular season and 11 postseason games. In addition, 20 Jaguars players were named to the Pro Bowl during their tenure.

From 1995-2011, the Weavers, through the Weaver Family Foundation, contributed more than \$22.6 million to Jacksonville organizations. The Jaguars Foundation also awarded more than \$14.8 million in grants to area nonprofit agencies during that time. Wayne Weaver served on four NFL committees: Business Ventures, Investment, Finance and Compensation. Delores Weaver served on two committees: NFL Charities and NFL Giving.

## FRED TAYLOR (1998-2008)

Former RB Fred Taylor became the fourth inductee into the Pride of the Jaguars on Sept. 30, 2012. Taylor, who started 136 of 140 games, is one of five players along with Brad Meester, Mercedes Lewis, Jimmy Smith and Josh Scobee to play for 11 or more seasons with the Jaguars.

Taylor ranks fourth in franchise history in scoring with 424 points (70 TDs, two 2-point conversions) and set a then-rookie franchise-scoring record with 102 points (17 TDs) during the 1998 season. He is one of just two Jaguars rookies (Leonard Fournette) to rush for 1,000 yards (1,223). His 17 TDs (14 rushing and three receiving) as a rookie still sit atop the Jaguars single-season TD list. Taylor, the Jaguars career-rushing leader with 11,271 yards, leads second-ranked Maurice Jones-Drew (8,071 career rushing yards) by 3,200 yards. While Taylor ranks among the best in nearly every Jaguars rushing statistic, he also sits at fifth in career receptions (286) and eighth in receiving yards (2,361). He was voted No. 2 on the Jaguars All-25.

Jaguars Owner Shad Khan acknowledged Taylor's place among elite company, stating, "Fred has earned his place in the Pride of the Jaguars, both with his record-setting performances on the field as well as with his involvement in the Jacksonville community throughout his career."



## MARK BRUNELL (1995-2003)



Former QB Mark Brunell became the fifth member inducted into the Pride of the Jaguars on Dec. 15, 2013. Owner of nearly every Jaguars passing record, Brunell is one of 14 players in Jaguars history to play nine seasons or more. He started 117 of his 120 games played and completed 2,184 of 3,616 passes for 25,698 yards with 144 touchdowns and 86 interceptions – all still ranking as Jaguars career records. Brunell's 4,367 passing yards in 1996 led the NFL. He was voted to the AFC Pro Bowl squad three times and was named the game's MVP in 1997. He was voted No. 5 on the Jaguars All-25. Brunell was the Jaguars' starting QB from 1995 through 2003, posting a winning record as a starter and leading the team to four playoff berths, eight postseason games and two AFC Championship games.

"Mark Brunell epitomized the Jaguars in their early years, and he was one of the main reasons for their success during that time," Jaguars Owner Shad Khan said. "I personally recall how the Jaguars captured the imagination of NFL fans throughout the nation in those days, and Mark Brunell was always in the highlights. Now that I have been here, I have gotten to see that this great quarterback is also a great person. Mark is a big part of the Jaguars family and the Jacksonville community, and it gives me great pride to join our fans in recognizing Mark and honoring him for his contributions to Jaguars history."

## JIMMY SMITH (1995-2005)


Former WR Jimmy Smith was inducted to the Pride of the Jaguars on Dec. 11, 2016, becoming its sixth member. A five-time Pro Bowl selection, Smith was a key to the Jaguars' early success when the team earned four straight playoff appearances from 1996-99 and played in eight postseason games, including two AFC Championship appearances. He was the Jaguars' leading receiver in seven seasons and was voted to the Pro Bowl five consecutive years from 1997-2001. He was voted No. 3 on the Jaguars All-25.

"There is no question that Jimmy Smith was one of the best players to ever wear a Jaguars uniform," Jaguars Owner Shad Khan said. "His contributions in the early years were critical to the success the Jaguars enjoyed during that time. The fact that most of his records have stood for 10 years without being surpassed underscores what a great player he was. I am very happy that we will appropriately honor him."



# PRIDE OF THE JAGUARS

## TOM COUGHLIN (1995-2002)



Tom Coughlin, the franchise's first and all-time winningest head coach, was inducted into the Pride of the Jaguars in a halftime ceremony during Jacksonville's win against the Indianapolis Colts in EverBank Stadium on Oct. 6, 2024.

Named the first head coach of the Jaguars on Feb. 21, 1994, Coughlin constructed the team from scratch, unabashedly implementing a football operation predicated on hard work and discipline. He would become the franchise's all-time winningest coach.

Coughlin's players reacted in kind, posting 68 victories in eight seasons (72 including the playoffs), three of which were double-digit win campaigns (1997-99). Along the way, two division titles (1998, '99) and four postseason berths (1996-99) were secured, including a pair of AFC Championship Games appearances (1996, '99).


Throughout his tenure, Coughlin drafted, developed, coached and showcased the talents of franchise greats like Tony Boselli (tapped by Coughlin as the first draft selection in franchise history), Fred Taylor, Mark Brunell and Jimmy Smith, along with defensive mainstays like Tony Brackens, Kevin Hardy and Donovan Darius.

In 2017, Coughlin returned to the Jaguars for a three-season stint as executive vice president of football operations and his first team reached the AFC Championship Game.

"The story of the Jaguars cannot be told without Tom Coughlin and the influence he had on our expansion team and new fan base here in North Florida," said Tony Boselli, who anchored Coughlin's offensive line for seven seasons and was elected to the Pro Football Hall of Fame in 2022.

## THE TOM COUGHLIN JAY FUND FOUNDATION

Shortly after being named head coach of the Jaguars, Coughlin established the Jay Fund in honor of Jay McGillis, a member of Coughlin's team at Boston College who lost his eight-month battle with leukemia. Headquartered in Jacksonville Beach, Fla., the Jay Fund seeks to provide financial, emotional and practical support to parents of children with cancer, allowing them to focus solely on their child's well-being. Since its establishment in 1996, the Jay Fund has provided \$28 million of financial assistance to more than 5,800 families in Northeast Florida and the New York/New Jersey Metropolitan Area. The Jay Fund hosts three annual signature fundraising events in Jacksonville and New York – the Celebrity Golf Classic, Wine Tasting Gala and Champions for Children Gala – as well as a variety of local events, campaigns and educational programming in support of the foundation's mission to "BE THERE" for parents, so they can be there for their families.



# ALL-TIME HONORS

## PRO BOWL SELECTIONS

Starters CAPITALIZED.

Number in parentheses shows player's number of Pro Bowls as a Jaguar.  
(\* did not play due to injury)

- 1996 — OT Tony Boselli  
QB Mark Brunell  
WR Keenan McCardell
- 1997 — P BRYAN BARKER  
OT TONY BOSELLI (2)  
QB Mark Brunell (2)  
PK MIKE HOLLIS  
WR Jimmy Smith
- 1998 — OT TONY BOSELLI (3)  
WR JIMMY SMITH (2)
- 1999 — OT TONY BOSELLI (4)\*  
DE TONY BRACKENS  
QB Mark Brunell (3)  
LB KEVIN HARDY  
S CARNELL LAKE  
OT Leon Searcy  
WR JIMMY SMITH (3)
- 2000 — OT TONY BOSELLI (5)\*  
WR Jimmy Smith (4)
- 2001 — WR Jimmy Smith (5)\*  
DT Gary Walker
- 2002 — P Chris Hanson
- 2003 — DT MARCUS STROUD
- 2004 — DT MARCUS STROUD (2)  
DT John Henderson
- 2005 — DT MARCUS STROUD (3)
- 2006 — CB RASHEAN MATHIS\*  
DT John Henderson (2)
- 2007 — RB Fred Taylor
- 2009 — QB David Garrard  
RB Maurice Jones-Drew
- 2010 — RB MAURICE JONES-DREW\* (2)  
TE Mercedes Lewis  
ST Montell Owens
- 2011 — RB MAURICE JONES-DREW (3)  
ST Montell Owens (2)
- 2013 — LB Paul Posluszny
- 2015 — WR Allen Robinson
- 2017 — CB A.J. BOUYE  
DE CALAIS CAMPBELL\*  
DT Malik Jackson  
DE Yannick Ngakoue  
CB JALEN RAMSEY  
LB Telvin Smith
- 2018 — CB JALEN RAMSEY (2)  
DL Calais Campbell (2)
- 2019 — DE Josh Hines-Allen  
DL Calais Campbell (3)  
WR DJ Chark Jr.
- 2022 — QB Trevor Lawrence  
RS Jamal Agnew
- 2023 — DE Josh Hines-Allen (2)  
LS Ross Maticcik  
TE Evan Engram
- 2024 — LS ROSS MATISCNIK (2)  
P LOGAN COOKE  
WR Brian Thomas Jr.

## PRO BOWL MVPs

- 1997 — QB Mark Brunell
- 2019 — DL Calais Campbell

## AFC PLAYER OF THE MONTH

- 1996 **December** — QB Mark Brunell (Offensive)
- 1997 **December** — WR Keenan McCardell (Offensive)
- 1999 **September** — CB Aaron Beasley (Defensive)  
**October** — DE Tony Brackens (Defensive)  
**November** — DE Tony Brackens (Defensive)  
**December** — WR Jimmy Smith (Offensive)
- 2005 **September** — P Chris Hanson (Special Teams)  
**December** — LB Mike Peterson (Defensive)
- 2007 **December** — RB Fred Taylor (Offensive)
- 2021 **September** — WR Jamal Agnew (Special Teams)
- 2023 **October** — K Brandon McManus (Special Teams)

## ALL-PRO HONORS

Legend: AP — Associated Press; PFWA — Pro Football Writers of America; TSN — The Sporting News; PFW — Pro Football Weekly; PFF — Pro Football Focus; FN — Football News; FD — Football Digest; USA — USA Today; SI — Sports Illustrated; CPFN — College & Pro Football Newsweekly  
**Bold denotes 2024 selection**

- DT Tyson Alualu — 2010: PFW, TSN
- OT Khalif Barnes — 2005: PFW/PFWA
- OT Tony Boselli — 1995: PFWA, PFW, FN, CPFN; 1996: USA, SI; 1997: AP, PFWA, TSN, PFW, FN, USA, CPFN; 1998: AP, PFWA, TSN, PFW, FN, USA, CPFN, FD; 1999: AP, PFWA, SI, TSN, PFW, USA, CPFN, FN, FD; 2000: FN (all-AFC)
- P Bryan Barker — 1997: AP, PFW, FD
- PR Reggie Barlow — 1998: CPFN; 1999: CPFN (second team)
- CB Aaron Beasley — 1996: FN; 1999: CPFN
- CB A.J. Bouye — 2017: AP (second team), PFF (second team), PFWA (all-AFC)
- DE Tony Brackens — 1996: PFWA, PFW, FN, CPFN; 1999: SI, USA, FN, AP (second team), PFW (all-AFC), CPFN (second team)
- CB Fernando Bryant — 1999: PFWA, PFW, CPFN, FN, FD
- DL Calais Campbell — 2017: AP (EDGE), AP (second team interior), PFF (second team EDGE), PFWA, TSN; 2019: PFWA (all-AFC)
- C Michael Cheever — 1996: FN, CPFN
- P Logan Cooke — 2024: AP (second team)**
- S Donovan Darius — 1998: PFW, FN, FD; 1999: FD (second team)
- P Chris Hanson — 2002: AP (second team), PFWA, PFW (all-AFC), FD (second team)
- LB Kevin Hardy — 1996: PFWA, PFW, FN, CPFN; 1999: AP, TSN, PFW, USA, CPFN, FN, FD
- DT John Henderson — 2002: PFWA, PFW; 2006: AP (second team)
- DE Josh Hines-Allen — 2019: PFF (all-rookie), PFWA (all-rookie); 2023: PFWA (all-AFC)
- PK Mike Hollis — 1997: CPFN
- DT Malik Jackson — 2017: PFWA (all-AFC)
- RB Maurice Jones-Drew — 2006: PFW/PFWA; 2009: SN (second team); 2011: AP, PFWA
- CB Jarrian Jones — 2024: PFF (all-rookie)**
- DT Terrance Knighton — 2009: PFW
- K Josh Lambo — 2019: AP (second team)
- S Carnell Lake — 1999: PFW, CPFN, FN, FD, AP (second team), FD (second team)
- QB Byron Leftwich — 2003: PFW
- K Cam Little — 2024: PFWA (all-rookie), PFF (all-rookie)**
- G Vince Manuwai — 2003: PFW
- CB Rashean Mathis — 2006: AP, TSN, USA, PFW/PFWA, PFW/PFWA (all-AFC)
- LS Ross Maticcik — 2023: AP, PFF, USA; 2024: AP (second team), PFF (second team)**
- G Brad Meester — 2000: PFWA, PFW, FN
- QB Gardner Minshew II — 2019: PFF (all-rookie)
- FS Reggie Nelson — 2007: PFW/PFWA
- DE Yannick Ngakoue — 2016: PFWA (all-rookie)
- FB Montell Owens — 2008: SI (special teams)
- LB Mike Peterson — 2005: AP (second team)
- CB Jalen Ramsey — 2016: PFWA (all-rookie) 2017: AP, PFF, PFWA, TSN
- MLB Bryan Schwartz — 1995: FN
- OT Leon Searcy — 1997: USA; 1999: AP (second team), CPFN (second team)
- WR Jimmy Smith — 1998: AP (second team); 1999: FN, AP (second team), CPFN (second team), PFW (all-AFC)
- LB Telvin Smith Sr. — 2017: AP (second team)
- DT Larry Smith — 1999: FN
- DT Marcus Stroud — 2003: AP (second team), PFW (all-AFC), FN (second team); 2004: PFW (all-AFC), FD (second team); 2005: TSN (all-pro)
- RB Fred Taylor — 1998: PFW, FN, CPFN, FD; 2007: AP (second team)
- OL Jawaan Taylor — 2019: PFWA (all-rookie), PFF (all-rookie)
- WR Brian Thomas Jr. — 2024: PFWA (all-AFC, all-rookie), PFF (all-rookie)**
- DT Gary Walker — 2001: SI, FD (second team)
- OT Maurice Williams — 2001: FN
- DT Renaldo Wynn — 1997: PFW, FN, CPFN

## COACHING HONORS

- Tom Coughlin — 1996: AFC Coach of the Year (UPI)
- Dom Capers — 1999: Assistant Coach of the Year (Pro Football Writers of America, USA Today), Defensive Coordinator of the Year (Football Digest)
- Doug Marrone — 2017: AFC Coach of the Year (NFL 101)
- Todd Wash — 2017: Coordinator of the Year (Sporting News)
- Doug Pederson — 2022: AFC Coach of the Year (NFL 101)

## LEAGUE LEADERS

- 1995 P Bryan Barker **Net punting average (38.6)**
- 1996 QB Mark Brunell **Passing yards (4,367)**
- 1997 K Mike Hollis **Points (134)**
- 1999 WR Jimmy Smith **Receptions (116)**
- 2011 RB Maurice Jones-Drew **Rushing yards (1,606)**

## FEDEX GROUND PLAYER OF THE YEAR

- 1997 — RB Fred Taylor



# ALL-TIME HONORS

## AFC PLAYER OF THE WEEK

<b>1995</b>	<b>Week 5</b> – DB Darren Carrington (Defense)
<b>1996</b>	<b>Week 11</b> – QB Mark Brunell (Offense) <b>Week 13</b> – P Bryan Barker (Special Teams) <b>Week 14</b> – K Mike Hollis (Special Teams)
<b>1997</b>	<b>Week 2</b> – K Mike Hollis (Special Teams) <b>Week 7</b> – RB James Stewart (Offense) <b>Week 11</b> – DE Jeff Lageman (Defense) <b>Week 14</b> – K Mike Hollis (Special Teams)
<b>1998</b>	<b>Week 1</b> – RB James Stewart (Offense) <b>Week 2</b> – WR Reggie Barlow (Special Teams) <b>Week 3</b> – RB Fred Taylor (Offense) <b>Week 17</b> – P Bryan Barker (Special Teams)
<b>1999</b>	<b>Week 4</b> – P Bryan Barker (Special Teams) <b>Week 5</b> – P Bryan Barker (Special Teams) <b>Week 10</b> – P Bryan Barker (Special Teams) <b>Week 12</b> – QB Mark Brunell (Offense)
<b>2000</b>	<b>Week 9</b> – QB Mark Brunell (Offense) <b>Week 12</b> – RB Fred Taylor (Offense)
<b>2002</b>	<b>Week 5</b> – WR Bobby Shaw (Special Teams) <b>Week 11</b> – P Chris Hanson (Special Teams)
<b>2004</b>	<b>Week 3</b> – CB Rashean Mathis (Defense) <b>Week 7</b> – K Josh Scobee (Special Teams) <b>Week 15</b> – RB Fred Taylor (Offense)
<b>2005</b>	<b>Week 1</b> – K Josh Scobee (Special Teams) <b>Week 5</b> – K Josh Scobee (Special Teams) <b>Week 10</b> – LB Mike Peterson (Defense) <b>Week 12</b> – RB Derrick Wimbush (Special Teams)
<b>2006</b>	<b>Week 2</b> – CB Rashean Mathis (Defense) <b>Week 13</b> – QB David Garrard (Offense) <b>Week 14</b> – RB Maurice Jones-Drew (Special Teams)
<b>2007</b>	<b>Week 6</b> – DE Paul Spicer (Defense) <b>Week 12</b> – K Josh Scobee (Special Teams)
<b>2008</b>	<b>Week 3</b> – K Josh Scobee (Special Teams)
<b>2009</b>	<b>Week 3</b> – RB Maurice Jones-Drew (Offense) <b>Week 13</b> – LB Justin Durant (Defense)
<b>2010</b>	<b>Week 1</b> – LB Daryl Smith (Defense) <b>Week 4</b> – K Josh Scobee (Special Teams) <b>Week 8</b> – QB David Garrard (Offense)
<b>2011</b>	<b>Week 7</b> – K Josh Scobee (Special Teams)
<b>2014</b>	<b>Week 10</b> – LB Paul Posluszny (Defense)
<b>2015</b>	<b>Week 7</b> – LB Telvin Smith Sr. (Defense) <b>Week 13</b> – K Josh Scobee (Special Teams)
<b>2016</b>	<b>Week 7</b> – LB Telvin Smith Sr. (Defense) <b>Week 14</b> – WR Rashad Greene Sr. (Special Teams)
<b>2017</b>	<b>Week 1</b> – DL Calais Campbell (Defense) <b>Week 5</b> – LB Telvin Smith Sr. (Defense) <b>Week 9</b> – WR Jaydon Mickens (Special Teams) <b>Week 10</b> – CB A.J. Bouye (Defense) <b>Week 14</b> – WR Jaydon Mickens (Special Teams)
<b>2019</b>	<b>Week 3</b> – DL Calais Campbell (Defense) <b>Week 4</b> – K Josh Lambo (Special Teams) <b>Week 7</b> – K Josh Lambo (Special Teams)
<b>2021</b>	<b>Week 6</b> – K Matthew Wright (Special Teams) <b>Week 9</b> – DE Josh Hines-Allen (Defense)
<b>2022</b>	<b>Week 3</b> – QB Trevor Lawrence (Offense) <b>Week 14</b> – QB Trevor Lawrence (Offense) <b>Week 15</b> – S Rayshawn Jenkins (Defense) <b>Week 16</b> – K Riley Patterson (Special Teams) <b>Week 18</b> – DE Josh Hines-Allen (Defense)
<b>2023</b>	<b>Week 4</b> – K Brandon McManus (Special Teams) <b>Week 11</b> – QB Trevor Lawrence (Offense) <b>Week 12</b> – DE Josh Hines-Allen (Defense)

## AFC ROOKIE OF THE MONTH

<b>1996</b>	<b>December</b> – DT Tony Brackens (Defensive)
<b>1998</b>	<b>September</b> – RB Fred Taylor (Offensive) <b>November</b> – S Donovan Darius (Defensive) <b>December</b> – RB Fred Taylor (Offensive)
<b>2003</b>	<b>November</b> – QB Byron Leftwich (Offensive) <b>December</b> – CB Rashean Mathis (Defensive)
<b>2006</b>	<b>November</b> – LB Clint Ingram (Defensive)
<b>2019</b>	<b>December</b> – RB Fred Taylor (Offensive)
<b>2020</b>	<b>September</b> – WR Jamal Agnew (Special Teams)
<b>2024</b>	<b>December/January</b> – WR Brian Thomas Jr. (Offensive)

## PEPSI ROOKIE OF THE WEEK

QB Gardner Minshew II became the first Jaguar to win Pepsi Rookie of the Week when he won the award six times in 2019. In 2020, CB C.J. Henderson earned Pepsi Rookie of the Week honors in Week 1 after recording five tackles, three passes defended and one interception in his NFL debut.

– 2019 –	– 2020 –
<b>Week 1</b> – QB Gardner Minshew II <b>Week 3</b> – QB Gardner Minshew II <b>Week 5</b> – QB Gardner Minshew II <b>Week 7</b> – QB Gardner Minshew II <b>Week 8</b> – QB Gardner Minshew II <b>Week 17</b> – QB Gardner Minshew II	<b>Week 1</b> – CB C.J. Henderson

\*Results since 2002

## WALTER PAYTON NFL MAN OF THE YEAR

The Walter Payton NFL Man of the Year Award recognizes an NFL player for his excellence on and off the field. The award was established in 1970 and was renamed in 1999 after the late Hall of Fame Chicago Bears RB Walter Payton. Since 1999, the Jaguars are one of nine franchises to have two winners.

DT Arik Armstead won the Walter Payton Man of the Year award in 2024 for his charitable work through the Armstead Academic Project, which provides underprivileged students with equitable access to educational resources.

Year	Nominee	Year	Nominee
2001	QB Mark Brunell	2013	RB Maurice Jones-Drew
2002	TE Kyle Brady	2014	K Josh Scobee
2003	LB Akin Ayodele	2015	OL Zane Beadles
2004	TE Joe Zelenka	2016	TE Julius Thomas
2005	WR Ernest Wilford	2017	DT Malik Jackson
2006	DB Scott Starks	2018	QB Blake Bortles
2007	WR Ernest Wilford	<b>2019</b>	<b>DL Calais Campbell</b>
2008	OL Brad Meester	2020	K Josh Lambo
2009	RB Maurice Jones-Drew	2021	LB Myles Jack
2010	OL Brad Meester	2022	OL Tyler Shattley
2011	K Josh Scobee	2023	OLB Dawuane Smoot
2012	RB Maurice Jones-Drew	<b>2024</b>	<b>DT Arik Armstead</b>

**BOLD** denotes award winner

## ED BLOCK COURAGE AWARD

Every year, the Ed Block Courage Award honors a player from each NFL team who exemplifies a commitment to the principles of sportsmanship and courage. The winners are selected for courageous effort, as well as individual excellence in the face of adversity. The award is voted on by the players from each team.

Year	Winner	Year	Winner
1995	DT Paul Frase	2010	DE Aaron Kampman
1996	TE Derek Brown	2011	WR Jarrett Dillard
1997	CB Dave Thomas	2012	DE John Chick
1998	QB Mark Brunell	2013	OL Will Rackley
1999	RB James Stewart	2014	DT Roy Miller
2000	OL Tony Boselli	2015	WR Allen Robinson
2001	WR Jimmy Smith	2016	DT Sen'Derrick Marks
2002	RB Fred Taylor	2017	CB Aaron Colvin
2003	DE Tony Brackens	2018	FB Tommy Bohanon
2004	QB David Garrard	2019	OL Cam Robinson
2005	DE Paul Spicer	2020	TE James O'Shaughnessy
2006	LB Jorge Cordova	2021	CB Tre Herndon
2007	OL Richard Collier	2022	RB Travis Etienne Jr.
2008	OL Brad Meester	2023	OLB Dawuane Smoot
2009	FB Greg Jones	2024	LB Ventrell Miller



# DRAFT HISTORY

## 2025 DRAFT SELECTIONS

Round	Pick	Position	Player	School
1	2	WR/DB	Travis Hunter	Colorado
3	88	DB	Caleb Ransaw	Tulane
3	89	OL	Wyatt Milum	West Virginia
4	104	RB	Bhayshul Tuten	Virginia Tech
4	107	LB	Jack Kiser	Notre Dame
6	194	LB	Jalen McLeod	Auburn
6	200	DB	Rayuan Lane III	Navy
7	221	OL	Jonah Monheim	Southern California
7	236	RB	LeQuint Allen Jr.	Syracuse

## ALL-TIME FIRST-ROUND PICKS

Year	No.	Player	School
2025	2	WR/DB Travis Hunter	Colorado
2024	23	WR Brian Thomas Jr.	LSU
2023	27	OL Anton Harrison	Oklahoma
2022	1	DE Travon Walker	Georgia
2022	27	LB Devin Lloyd	Utah
2021	1	QB Trevor Lawrence	Clemson
2021	25	RB Travis Etienne Jr.	Clemson
2020	9	CB C.J. Henderson	Florida
2020	20	OLB K'Lavon Chaisson	LSU
2019	7	DE Josh Hines-Allen	Kentucky
2018	29	DL Taven Bryan	Florida
2017	4	RB Leonard Fournette	LSU
2016	5	CB Jalen Ramsey	Florida State
2015	3	DE Dante Fowler Jr.	Florida
2014	3	QB Blake Bortles	Central Florida
2013	2	OT Luke Joeckel	Texas A&M
2012	5	WR Justin Blackmon	Oklahoma State
2011	10	QB Blaine Gabbert	Missouri
2010	10	DT Tyson Alualu	California
2009	8	OT Eugene Monroe	Virginia
2008	8	DE Derrick Harvey	Florida
2007	21	S Reggie Nelson	Florida
2006	28	TE Mercedes Lewis	UCLA
2005	21	WR Matt Jones	Arkansas
2004	9	WR Reggie Williams	Washington
2003	7	QB Byron Leftwich	Marshall
2002	9	DT John Henderson	Tennessee
2001	13	DT Marcus Stroud	Georgia
2000	29	WR R. Jay Soward	Southern California
1999	26	CB Fernando Bryant	Alabama
1998	25	S Donovan Darius	Syracuse
1998	9	RB Fred Taylor	Florida
1997	21	DT Renaldo Wynn	Notre Dame
1996	2	LB Kevin Hardy	Illinois
1995	19	RB James Stewart	Tennessee
1995	2	OT Tony Boselli	Southern California

## WR/DB TRAVIS HUNTER SELECTED SECOND OVERALL

The Jaguars selected WR/DB Travis Hunter, the dual-threat out of Colorado, with the second-overall pick of the 2025 NFL Draft following a trade with the Cleveland Browns. The most decorated player in program history, Hunter received 2024 honors including the Heisman Trophy, Bednarik Award, Walter Camp Award, Biletnikoff Award and Hornung Award. He is the first Heisman winner to be drafted by Jacksonville in franchise history.



## ALL-TIME PICKS BY POSITION

Overall, the Jaguars have selected 263 players through the NFL Draft, including 137 defensive players, 120 offensive players and seven special teams players. Below is a breakdown of Jacksonville's 263 draft choices by position.

DEFENSE (137)		OFFENSE (120)	
Position	Picks	Position	Picks
Defensive Back	54	Offensive Lineman	37
Defensive Lineman	46	Wide Receiver	34
Linebacker	37	Running Back	22
SPECIALISTS (7)		Quarterback	11
Position	Picks	Tight End	10
Punter	4	Full Back	6
Kicker	3		

## THOMAS JR. ENJOYS BREAKOUT ROOKIE SEASON

WR Brian Thomas Jr., the Jaguars' first-round selection (23rd overall) in the 2024 NFL Draft, set rookie franchise records in receiving yards (1,282), receptions (87) and receiving touchdowns (10) last season. Thomas Jr. became the fourth rookie since the 1970 NFL-AFL Merger to register 1,200-plus receiving yards and 10-plus receiving touchdowns and was named to the 2025 Pro Bowl Games, as well as a finalist for 2024 Associated Press NFL Offensive Rookie of the Year.



# DRAFT HISTORY

## 2025 DRAFT NUMBERS TO KNOW

2,625

WR/DB Travis Hunter, the Jaguars' second-overall pick, totaled **2,625** snaps over the past two seasons at Colorado (2023-24). Hunter led the FBS in snaps played in each of those seasons.

1,028

OL Wyatt Milum, selected 89th overall by Jacksonville, did not allow a single sack on **1,028** pass-blocking snaps dating back to 2022.

266

RB Bhayshul Tuten, the Jaguars' 104th-overall pick, set a Virginia Tech program record in single-game rushing yards with **266** and four total touchdowns against Boston College.

## FIRST ROUND BY POSITION

Dating back to their inaugural season in 1995, the Jaguars have had 36 first-round draft choices, including the second-overall pick in 2025. Below is a breakdown of how Jacksonville has used its first-round picks since 1995.

OFFENSE (19)		DEFENSE (18)	
Position	Picks	Position	Picks
Wide Receiver	6	Defensive Lineman	7
Offensive Lineman	4	Defensive Back	6
Running Back	4	Linebacker	5
Quarterback	4		
Tight End	1		



### NOTE THE QUOTE: ON WR/DB TRAVIS HUNTER

"Travis Hunter, he embodies belief. He's a rare person. He's a rare player. But he's also a reminder that the boundaries of the game of football were built to be challenged. So, the decision to select him was actually a statement, a statement for how we plan to move, who we are."

**- General Manager James Gladstone**

## COLLEGES WITH MOST DRAFT CHOICES

School	No.	Last Yr.
Florida	13	2023
Southern California	9	2025
LSU	8	2024
Florida State	7	2024
Arkansas	6	2024
Auburn	6	2025
Notre Dame	6	2025
Georgia	5	2022
Syracuse	5	2025
Alabama	4	2018
Georgia Tech	4	2021
Illinois	4	2017
Oklahoma	4	2023
Penn State	4	2023
Tennessee	4	2002
Virginia	4	2014
West Virginia	4	2025
Central Florida	3	2014
Clemson	3	2021
Colorado	3	2025
Colorado State	3	2000
Kentucky	3	2022
Miami (Fla.)	3	2020
Michigan	3	2013
Middle Tennessee State	3	2011
Missouri	3	2024
North Carolina	3	2023
North Carolina State	3	2018
Ohio State	3	2021
Texas	3	2024
UCLA	3	2016
Virginia Tech	3	2025
Washington	3	2005
Washington State & two others	3	

## JAGUARS SELECTIONS BY COLLEGE

Jacksonville has selected players from 115 different colleges and universities. Below is an alphabetical look at the schools from which Jaguars players have been drafted, the number of players selected from each college and the last time a player from that institution was selected by the Jaguars.

School	No.	Last Yr.
Alabama	4	2018
Alabama-Birmingham	1	2021
Alabama State	1	1996
Appalachian State	2	2023
Arizona	2	2009
Arizona State	1	2007
Arkansas	6	2024
Ashland	1	2012
Auburn	6	2025
Augustana	1	1995
Bethune-Cookman	1	2003
California	2	2012
Central Arkansas	2	2016
Central Florida	3	2014
Chattanooga	1	2001
Clemson	3	2021
Colorado	3	2025
Colorado State	3	2000
Connecticut	1	2013
Cornell	1	1997
Delta State	1	2004
East Carolina	1	2002
Eastern Michigan	1	2005
Elon	1	2007
Florida	13	2023
Florida International	1	2013
Florida State	7	2024
Georgia	5	2022
Georgia Southern	2	2003

School	No.	Last Yr.
Georgia Tech	4	2021
Hampton	2	2007
Hawaii	2	2005
Houston	2	2023
Howard	1	2003
Illinois	4	2017
Illinois State	1	2006
Iowa	1	1998
Jackson State	1	1996
James Madison	1	2010
Kentucky	3	2022
Lehigh	1	2011
Liberty	1	2009
LSU	8	2024
Louisiana Tech	2	2010
Louisville	2	2023
Marshall	2	2003
Maryland	2	2016
McGill	1	2001
Memphis	1	2020
Miami (Fla.)	3	2020
Michigan	3	2013
Michigan State	2	2020
Middle Tennessee State	3	2011
Minnesota	2	2017
Mississippi	2	2024
Mississippi State	1	2018
Missouri	3	2024
Missouri Western State	1	1996

School	No.	Last Yr.
Monmouth	1	2015
Montana	1	2016
Mount Union	1	2011
Murray State	2	2019
Navy	1	2025
Nebraska	2	2018
Nebraska-Omaha	1	2009
Nevada	1	2012
Nevada-Reno	1	2004
New Mexico State	1	2013
Nicholls State	1	2004
North Carolina	3	2023
North Carolina State	3	2018
Northern Iowa	1	2000
Notre Dame	6	2025
Ohio	1	2017
Ohio State	3	2021
Oklahoma	4	2023
Oklahoma State	2	2023
Oregon	2	2003
Oregon State	1	2020
Quachita Baptist	1	2022
Penn State	4	2023
Pittsburgh	1	2023
Purdue	2	2007
Rice	2	2009
Rutgers	2	2023
Sacramento State	1	1997
San Jose State	2	2019

School	No.	Last Yr.
South Carolina	2	2015
South Florida	1	2008
Southern California	9	2025
Southern Illinois	2	2010
Southern Mississippi	1	2000
Stanford	1	2021
St. John's (Minn.)	1	2020
Syracuse	5	2025
Temple	2	2019
Tennessee	4	2002
Tennessee State	1	1996
Texas	3	2024
Texas A&M	2	2023
Texas State	1	2002
Texas Tech	1	2024
Tulane	1	2025
UCLA	3	2016
Utah	2	2022
Virginia	4	2014
Virginia Tech	3	2025
Wake Forest	1	2007
Washington	3	2005
Washington State	3	2019
West Virginia	4	2025
William & Mary	1	2009
Wisconsin	3	2018
Wyoming	3	2022
Youngstown State	1	1998



# DRAFT HISTORY

## ALL-TIME DRAFT CHOICES

### 2025

No.	Player	College
1 (2)	WR/DB Travis Hunter	Colorado
3 (88)	DB Caleb Ransaw	Tulane
3 (89)	OL Wyatt Milum	West Virginia
4 (104)	RB Bhayshul Tuten	Virginia Tech
4 (107)	LB Jack Kiser	Notre Dame
6 (194)	LB Jalen McLeod	Auburn
6 (200)	DB Rayuan Lane III	Navy
7 (221)	OL Jonah Monheim	Southern California
7 (236)	RB LeQuint Allen Jr.	Syracuse

### 2024

No.	Player	College
1 (23)	WR Brian Thomas Jr.	LSU
2 (48)	DT Maason Smith	LSU
3 (96)	CB Jarrian Jones	Florida State
4 (114)	OL Javon Foster	Missouri
4 (116)	DT Jordan Jefferson	LSU
5 (153)	CB De'Antre Prince	Mississippi
5 (167)	RB Keilan Robinson	Texas
6 (212)	K Cam Little	Arkansas
7 (236)	DE Myles Cole	Texas Tech

### 2023

No.	Player	College
1 (27)	OL Anton Harrison	Oklahoma
2 (61)	TE Brenton Strange	Penn State
3 (88)	RB Tank Bigsby	Auburn
4 (121)	LB Ventrell Miller	Florida
4 (130)	DE Tyler Lacy	Oklahoma State
5 (136)	OLB Yasir Abdullah	Louisville
5 (160)	S Antonio Johnson	Texas A&M
6 (185)	WR Parker Washington	Penn State
6 (202)	CB Christian Braswell	Rutgers
6 (208)	CB Erick Hallett II	Pittsburgh
7 (226)	OL Cooper Hodges	Appalachian State
7 (227)	DL Raymond Vohasek	North Carolina
7 (240)	FB Derek Parish	Houston

### 2022

No.	Player	College
1 (1)	DE Travon Walker	Georgia
1 (27)	LB Devin Lloyd	Utah
3 (65)	OL Luke Fortner	Kentucky
3 (70)	LB Chad Muma	Wyoming
5 (154)	RB Snoop Conner	Mississippi
6 (197)	CB Gregory Junior	Ouachita Baptist
7 (222)	CB Montaric Brown	Arkansas

### 2021

No.	Player	College
1 (1)	QB Trevor Lawrence	Clemson
1 (25)	RB Travis Etienne	Clemson
2 (33)	CB Tyson Campbell	Georgia
2 (45)	OL Walker Little	Stanford
3 (65)	S Andre Cisco	Syracuse
4 (106)	DT Jay Tufele	Southern California
4 (121)	DE Jordan Smith	Alabama-Birmingham
5 (145)	TE Luke Farrell	Ohio State

### 2020

No.	Player	College
1 (9)	CB CJ Henderson	Florida
1 (20)	OLB K'Lavon Chaisson	LSU
2 (42)	WR Laviska Shenault Jr.	Colorado
3 (73)	DT DaVon Hamilton	Ohio State
4 (116)	OL Ben Bartch	St. John's (Minn.)
4 (137)	CB Josiah Scott	Michigan State
4 (140)	LB Shaquille Quarterman	Miami (Fla.)
5 (157)	S Daniel Thomas	Auburn
5 (165)	WR Collin Johnson	Texas
6 (189)	QB Jake Luton	Oregon State
6 (206)	TE Tyler Davis	Georgia Tech
7 (223)	DB/RS Chris Claybrooks	Memphis

### 2019

No.	Player	College
1 (7)	DE Josh Hines-Allen	Kentucky
2 (35)	OL Jawaan Taylor	Florida
3 (69)	TE Josh Oliver	San Jose State
3 (98)	LB Quincy Williams	Murray State
5 (140)	RB Ryquell Armstead	Temple
6 (178)	QB Gardner Minshew II	Washington State
7 (235)	DT Dontavious Russell	Auburn

### 2018

No.	Player	College
1 (29)	DL Taven Bryan	Florida
2 (61)	WR DJ Chark Jr.	LSU
3 (93)	S Ronnie Harrison	Alabama
4 (129)	OT Will Richardson Jr.	N.C. State
6 (203)	QB Tanner Lee	Nebraska
7 (230)	LB Leon Jacobs	Wisconsin
7 (247)	P Logan Cooke	Mississippi State

### 2017

No.	Player	College
1 (4)	RB Leonard Fournette	LSU
2 (34)	OL Cam Robinson	Alabama
3 (68)	DE Dawuane Smoot	Illinois
4 (110)	WR Dede Westbrook	Oklahoma
5 (148)	LB Blair Brown	Ohio
7 (222)	CB Jalen Myrick	Minnesota
7 (240)	FB Marquez Williams	Miami (Fla.)

### 2016

No.	Player	College
1 (5)	CB Jalen Ramsey	Florida State
2 (36)	LB Myles Jack	UCLA
3 (69)	DE Yannick Ngakoue	Maryland
4 (103)	DT Sheldon Day	Notre Dame
6 (181)	LB Tyrone Holmes	Montana
6 (201)	QB Brandon Allen	Arkansas
7 (226)	DE Jonathan Woodard	Central Arkansas

### 2015

No.	Player	College
1 (3)	DE Dante Fowler Jr.	Florida
2 (36)	RB T.J. Yeldon	Alabama
3 (67)	G A.J. Cann	South Carolina
4 (104)	S James Sample	Louisville
5 (139)	WR Rashad Greene Sr.	Florida State
6 (180)	DT Michael Bennett	Ohio State
7 (220)	WR Neal Sterling	Monmouth
7 (229)	TE Ben Koyack	Notre Dame

### 2014

No.	Player	College
1 (3)	QB Blake Bortles	Central Florida
2 (39)	WR Marqise Lee	Southern California
2 (61)	WR Allen Robinson	Penn State
3 (93)	G Brandon Linder	Miami (Fla.)
4 (114)	CB Aaron Colvin	Oklahoma
5 (144)	LB Tevlin Smith Sr.	Florida State
5 (159)	DE Chris Smith	Arkansas
6 (205)	C Luke Bowanko	Virginia
7 (222)	RB Storm Johnson	Central Florida

### 2013

No.	Player	College
1 (2)	OT Luke Joeckel	Texas A&M
2 (33)	S Jonathan Cyprien	Florida International
3 (64)	CB Dwayne Gratz	Connecticut
4 (101)	WR/PR Ace Sanders	South Carolina
5 (135)	RB Denard Robinson	Michigan
6 (169)	S Josh Evans	Florida
7 (208)	CB Jeremy Harris	New Mexico State
7 (210)	CB Demetrius McCray	Appalachian State

### 2012

No.	Player	College
1 (5)	WR Justin Blackmon	Oklahoma State
2 (38)	DL Andre Branch	Clemson
3 (70)	P Bryan Anger	California
5 (142)	LB Brandon Marshall	Nevada
6 (176)	CB Mike Harris	Florida State
7 (228)	DT Jeris Pendleton	Ashland

### 2011

No.	Player	College
1 (10)	QB Blaine Gabbert	Missouri
3 (76)	G/C Will Rackley	Lehigh
4 (114)	WR Cecil Shorts III	Mount Union
4 (121)	S Chris Prosinski	Wyoming
5 (147)	CB Rod Isaac	Middle Tenn. State

### 2010

No.	Player	College
1 (10)	DT Tyson Alualu	California
3 (74)	DT D'Anthony Smith	Louisiana Tech
5 (143)	DE Larry Hart	Central Arkansas
5 (153)	DE Austen Lane	Murray State
6 (180)	RB/KR Deji Karim	Southern Illinois
6 (203)	RS/CB Scotty McGee	James Madison

### 2009

No.	Player	College
1 (8)	OT Eugene Monroe	Virginia
2 (39)	OT Eben Britton	Arizona
3 (72)	DT Terrance Knighton	Temple
3 (73)	CB Derek Cox	William & Mary
4 (107)	WR Mike Thomas	Arizona
5 (144)	WR Jarett Dilliard	Rice
6 (180)	TE Zach Miller	Nebraska-Omaha
7 (250)	RB Rashad Jennings	Liberty
7 (253)	WR Tiquan Underwood	Rutgers



# DRAFT HISTORY

## ALL-TIME DRAFT CHOICES

### 2008

No.	Player	College
1 (8)	DE Derrick Harvey	Florida
2 (52)	DE Quentin Groves	Auburn
5 (155)	LB Thomas Williams	Southern California
5 (159)	LB Trae Williams	South Florida
7 (213)	RB Chauncey Washington	Southern California

### 2007

No.	Player	College
1 (21)	FS Reggie Nelson	Florida
2 (48)	LB Justin Durant	Hampton
3 (79)	WR Mike Sims-Walker	Central Florida
4 (101)	P Adam Podlesh	Maryland
4 (113)	DE Brian Smith	Missouri
5 (149)	G Uche Nwaneri	Purdue
5 (150)	S Josh Gattis	Wake Forest
5 (166)	DT Derek Landri	Notre Dame
7 (229)	WR John Broussard	San Jose State
7 (251)	LB Chad Nkang	Elon
7 (252)	OT Andrew Carnahan	Arizona State

### 2006

No.	Player	College
1 (28)	TE Marcedes Lewis	UCLA
2 (60)	RB Maurice Jones-Drew	UCLA
3 (80)	LB Clint Ingram	Oklahoma
5 (160)	LB Brent Hawkins	Illinois State
7 (213)	DE James Wyche	Syracuse
7 (236)	CB Dee Webb	Florida

### 2005

No.	Player	College
1 (21)	WR Matt Jones	Arkansas
2 (52)	OT Khalif Barnes	Washington
3 (87)	CB Scott Starks	Wisconsin
4 (127)	RB Alvin Pearman	Virginia
5 (157)	S Gerald Sensabaugh	North Carolina
6 (185)	WR Chad Owens	Hawaii
6 (194)	LB Pat Thomas	N.C. State
7 (237)	CB Chris Roberson	Eastern Michigan

### 2004

No.	Player	College
1 (9)	WR Reggie Williams	Washington
2 (39)	LB Daryl Smith	Georgia Tech
2 (55)	RB Greg Jones	Florida State
3 (86)	LB Jorge Cordova	Nevada
4 (118)	DT Anthony Maddox	Delta State
4 (120)	WR Earnest Wilford	Virginia Tech
5 (137)	K Josh Scobee	Louisiana Tech
5 (150)	CB Chris Thompson	Nicholls State
5 (159)	OT Sean Bubin	Illinois
7 (249)	DE Bobby McCray	Florida

### 2003

No.	Player	College
1 (7)	QB Byron Leftwich	Marshall
2 (39)	DB Rashean Mathis	Bethune-Cookman
3 (72)	G Vince Manuwai	Hawaii
4 (104)	TE George Wrihster	Oregon
4 (132)	RB LaBrandon Toefield	Louisiana State

### 2003 (CONT.)

No.	Player	College
6 (176)	DE Brandon Green	Rice
6 (179)	S David Young	Georgia Southern
6 (193)	OT Marques Ogden	Howard
7 (218)	FB Malaefou MacKenzie	Southern California

### 2002

No.	Player	College
1 (9)	DT John Henderson	Tennessee
2 (40)	OT Mike Pearson	Florida
3 (89)	LB Akin Ayodele	Purdue
4 (108)	QB David Garrard	East Carolina
4 (118)	TE Chris Luzar	Virginia
6 (180)	DT Clenton Ballard	Texas State
7 (222)	WR Kendall Newson	Middle Tenn. State
7 (246)	CB Steve Smith	Oregon
7 (247)	K Hayden Epstein	Michigan

### 2001

No.	Player	College
1 (13)	DT Marcus Stroud	Georgia
2 (43)	OT Maurice Williams	Michigan
3 (73)	LB Eric Westmoreland	Tennessee
3 (94)	S James Boyd	Penn State
5 (142)	P David Leaverton	Tennessee
6 (170)	G Chad Ward	Washington
7 (213)	LB Anthony Denman	Notre Dame
7 (233)	S Marlon McCree	Kentucky
7 (235)	WR Richmond Flowers	Tenn. Chattanooga
7 (241)	DT Randy Chevrier	McGill

### 2000

No.	Player	College
1 (29)	WR R. Jay Soward	Southern California
2 (60)	G/C Brad Meester	Northern Iowa
3 (92)	LB T.J. Slaughter	Southern Miss.
4 (123)	OT Joe Chustz	Louisiana Tech
5 (159)	CB Kiwaukee Thomas	Georgia Southern
6 (196)	WR Emanuel Smith	Arkansas
7 (236)	S Erik Olson	Colorado State
7 (241)	DE Rob Meier	Washington State
7 (243)	RB Shyrone Stith	Virginia Tech
7 (245)	LB Danny Clark	Illinois
7 (247)	T Mark Baniewicz	Syracuse

### 1999

No.	Player	College
1 (26)	CB Fernando Bryant	Alabama
2 (56)	DT Larry Smith	Florida State
3 (88)	G Anthony Cesario	Colorado State
4 (121)	DT Kevin Landolt	West Virginia
5 (160)	CB Jason Craft	Colorado State
6 (182)	DT Emarlos Leroy	Georgia
7 (242)	CB Dee Moronkola	Washington State
7 (246)	DE Chris White	Saginaw Valley State

### 1998

No.	Player	College
1 (9)	RB Fred Taylor	Florida
1 (25)	S Donovan Darius	Syracuse
2 (57)	CB Cordell Taylor	Hampton
3 (86)	QB Jonathan Quinn	Middle Tennessee
4 (101)	RB Tavian Banks	Iowa

### 1998 (CONT.)

No.	Player	College
4 (118)	DT Harry Deligianis	Youngstown State
5 (148)	C John Wade	Marshall
6 (179)	DE Lamanzer Williams	Minnesota
6 (182)	FB Kevin McLeod	Auburn
7 (192)	WR Alvis Whitted	NC State
7 (214)	LB Brandon Tolbert	Georgia

### 1997

No.	Player	College
1 (21)	DT Renaldo Wynn	Notre Dame
2 (50)	S Mike Logan	West Virginia
3 (79)	LB James Hamilton	North Carolina
4 (114)	DT Seth Payne	Cornell
5 (147)	TE Damon Jones	Southern Illinois
6 (184)	FB Daimon Shelton	Sacramento State
7 (221)	LB Jon Hesse	Nebraska

### 1996

No.	Player	College
1 (2)	LB Kevin Hardy	Illinois
2 (33)	DE Tony Brackens	Texas
2 (60)	C Michael Cheever	Georgia Tech
3 (63)	CB Aaron Beasley	West Virginia
4 (110)	WR Reggie Barlow	Alabama State
5 (146)	OT Jimmy Herndon	Houston
6 (170)	S John Fisher	Missouri Western State
6 (185)	WR Chris Doering	Florida
7 (227)	WR Clarence Jones	Tennessee State
7 (228)	WR Gregory Spann	Jackson State

### 1995

No.	Player	College
1 (2)	OL Tony Boselli	Southern California
1 (19)	RB James Stewart	Tennessee
2 (40)	OT Brian DeMarco	Michigan State
2 (64)	LB Bryan Schwartz	Augustana (S.D.)
3 (71)	S Chris Hudson	Colorado
4 (99)	QB Rob Johnson	Southern California
4 (123)	DT Mike Thompson	Wisconsin
5 (169)	FB Ryan Christopherson	Wyoming
6 (172)	OT Marcus Price	Louisiana State
7 (219)	WR Curtis Marsh	Utah

### 1995 EXPANSION DRAFT

**(February 15, 1995; alternated choices with Carolina)**  
 (Draft round, position, player, former team) 1. QB Steve Beuerlein, Arizona; 2. CB Corey Raymond, N.Y. Giants; 3. OT Jeff Novak, Miami; 4. DE John Duff, L.A. Raiders; 5. LB Keith Goganious, Buffalo; 6. LB Mark Williams, Green Bay; 7. CB Al Jackson, Philadelphia; 8. C/OG Mark Tucker, Arizona; 9. DT Paul Frase, N.Y. Jets; 10. G Tom Myslinski, Chicago; 11. WR Willie Jackson, Dallas; 12. DB Othello Henderson, New Orleans; 13. LB Santo Stephens, Cincinnati; 14. DB Darren Carrington, San Diego; 15. DB Michael Davis, Houston; 16. DB Dave Thomas, Dallas; 17. RB Mazio Royster, Tampa Bay; 18. FB Le'Shai Maston, Houston; 19. WR Charles Davenport, Pittsburgh; 20. S Monty Grow, Kansas City; 21. RB Marcus Wilson, Green Bay; 22. LB Brant Boyer, Miami; 23. S Harry Colon, Detroit; 24. TE Derek Brown, N.Y. Giants; 25. LB James Williams, New Orleans; 26. G Eugene Chung, New England; 27. RB Reggie Cobb, Green Bay; 28. WR Desmond Howard, Washington; 29. WR Kelvin Martin, Seattle; 30. WR Cedric Tillman, Denver; 31. DB Rogerick Green, Tampa Bay.



# ALL-TIME TRADE HISTORY

## ALL-TIME TRADE HISTORY

### 2025

• **March 12:** WR Christian Kirk to Houston for a 2026 seventh-round pick.

• **April 24:** Jaguars' 2025 first-round (fifth overall), second-round (36th overall) and fourth-round (126th overall) picks and 2026 first-round pick to Cleveland for Browns' 2025 first-round (second overall, **WR/DB Travis Hunter**), fourth-round (104th overall, RB Bhayshul Tuten) and sixth-round (200th overall, DB Rayuan Lane III) picks.



• **April 25:** Jaguars' 2025 third-round (70th overall) and sixth-round (182nd overall) picks and 2026 sixth-round pick to Detroit for Lions' 2025 third-round (102nd overall) pick and two 2026 third-round picks.

• **April 25:** Jaguars' 2025 fourth-round (102nd overall) and fifth-round (142nd overall) picks to Houston for Texans' third-round (89th overall, DB Caleb Ransaw) and seventh-round (236th overall, RB LeQuint Allen Jr.) picks.

### 2024

• **March 14:** Jaguars' sixth-round (193rd overall) pick to New England for QB Mac Jones.



• **April 25:** Jaguars' 2024 first-round pick (17th overall) to Minnesota for Vikings' 2024 first-round (23rd overall, **WR Brian Thomas Jr.**) and fifth-round (167th overall, RB Keilan Robinson), and 2025 third-round and fourth-round picks.

• **August 26:** DE Trevis Gipson to Seattle for Seahawks' 2025 sixth-round pick.

• **October 14:** DT Roy Robertson-Harris to Seattle for Seahawks' 2026 sixth-round pick.

• **October 30:** OL Cam Robinson and a 2026 conditional seventh-round pick to Minnesota for Vikings' 2026 conditional fifth-round pick.

### 2023

• **April 27:** Jaguars' 2023 first-round (24th overall) to New York for Giants' 2023 first-round (25th overall), fifth-round (160th overall, S Antonio Johnson) and seventh-round (240th overall, FB Derek Parish) picks.

• **April 27:** Jaguars' 2023 first-round (25th overall) pick to Buffalo for Bills' first-round (27th overall, OL Anton Harrison) and fourth-round (130th overall, DT Tyler Lacy) picks.

• **April 28:** Jaguars' 2023 second-round pick (56th overall) to Chicago for Bears' 2023 second-round (61st overall, TE Brenton Strange) and fifth-round (136th overall, LB Yasir Abdullah) picks.

• **April 29:** Jaguars' 2023 fourth-round pick (127th overall) to New Orleans for Saints' 2023 seventh-round (227th overall, DL Raymond Vohasek) pick and 2024 fourth-round (116th overall, DT Jordan Jefferson) picks.

• **May 25:** K Riley Patterson to Detroit for Lions' 2026 seventh-round pick.

• **Oct. 31:** Jaguars' 2024 sixth-round (177th overall) pick to Minnesota Vikings for OL Ezra Cleveland.

### 2022



• **April 28:** Jaguars' 2022 second-round (33rd overall), fourth-round (106th overall) and sixth-round (180th overall) to Tampa Bay for Buccaneers' first-round (27th overall, **LB Devin Lloyd**).

• **April 29:** Jaguars' 2022 fifth-round (157th overall) and seventh-round (235th overall) to Tampa Bay for Buccaneers' 2023 fourth-round (121st overall, LB Ventrell Miller) pick.

• **April 29:** Jaguars' 2022 sixth-round (188th overall) and sixth-round (198th overall) to Philadelphia for Eagles' fifth-round (154th overall, RB Snoop Conner).

• **November 1:** Jaguars' 2024 conditional third-round and 2023 fifth-round to Atlanta for WR Calvin Ridley.

### 2021

• **March 17:** Jaguars' 2021 seventh-round (229th overall) to New Orleans for DT Malcom Brown.

• **March 17:** TE Josh Oliver to Baltimore for Ravens' conditional 2022 seventh-round draft pick.

• **May 2:** Jaguars' 2021 fourth-round (130th overall), fifth-round (170th overall) and seventh-round (249th overall) to Los Angeles for Rams' fourth-round (121st overall, DE Jordan Smith) and sixth-round (209th overall, WR Jalen Camp).

• **May 18:** CB Josiah Scott to Philadelphia for CB Jameson Houston and Eagles' 2023 sixth-round pick (208th overall, CB Erick Hallett II).

• **August 28:** QB Gardnew Minschew II to Philadelphia for Eagles' 2022 sixth-round pick.

### 2020

• **March 18:** CB A.J. Bouye to Denver for Broncos' 2020 fourth-round (137th overall, CB Josiah Scott) draft choice.

• **March 19:** DL Calais Campbell to Baltimore for Ravens' 2020 fifth-round (157th overall, S Daniel Thomas) pick.

• **March 30:** QB Nick Foles to Chicago for Bears' 2020 fourth-round (140th overall, LB Shaquille Quarterman) pick.

• **August 30:** DE Yannick Ngakoue to Minnesota for Vikings' 2021 second-round (45th overall, OL Walker Little) draft choice and a 2022 fifth-round pick.

• **September 3:** S Ronnie Harrison to Cleveland for Browns' 2021 fifth-round (170th overall) draft choice.

• **October 14:** Jaguars' sixth-round (185th overall) pick to Tennessee for LB Kamalei Correa and 2021 seventh round pick (249th overall)

### 2019

• **May 26:** Jaguars' second-round selection (38th overall) and fourth-round (109th overall) selection to Oakland for Raiders fifth (140th overall, RB Ryquell Armstead) and seventh-round (235th overall, DL Dontavious Russell) picks.

• **May 27:** Jaguars' seventh-round (236th overall) pick to Seattle for Seahawks 2020 sixth-round (206th overall, TE Tyler Davis) pick.

• **September 9:** Jaguars' fifth-round (137th overall) pick to Pittsburgh for QB Joshua Dobbs.

• **October 15:** CB Jalen Ramsey to Los Angeles Rams for 2020 first-round pick (20th overall, OLB K'Lavon Chaisson), 2021 first-round pick (25th overall, RB Travis Etienne Jr.) and a 2021 fourth-round (130th overall) selection.

### 2018

• **March 28:** Jaguars' conditional 2019 seventh-round pick to Cleveland for QB Cody Kessler.

• **October 19:** Jaguars' 2019 fifth-round pick to Cleveland for RB Carlos Hyde.

• **October 30:** DE Dante Fowler Jr. to Los Angeles Rams for Rams' 2019 third-round (98th overall, LB Quincy Williams) draft pick and a 2020 fifth-round pick

### 2017

• **March 10:** TE Julius Thomas to Miami for Miami's 2017 seventh-round (240th overall) draft pick. Jaguars selected FB Marquez Williams.

• **March 10:** Jaguars' 2018 seventh-round draft pick to Miami for OT Branden Albert.

• **April 28:** Jaguars' second-round selection (35th overall) and sixth-round (187th overall) selection to Seattle for the Seahawks' second-round selection (34th overall, OL Cam Robinson).



# ALL-TIME TRADE HISTORY

## ALL-TIME TRADE HISTORY

• **Sept. 2:** OL Luke Bowanko to Baltimore for Ravens' 2019 seventh-round draft pick.

• **October 29:** DE Chris Smith to Cincinnati for Bengals' 2018 seventh-round pick (230th overall, LB Leon Jacobs).

• **October 28:** Jaguars 2018 sixth-round draft pick to the Buffalo Bills for **DT Marcell Dareus**.



**2016**



• **April 29:** Jaguars' second-round (38th overall) selection and fifth-round (146th overall) selection to Baltimore for the Ravens' second-round (36th overall, **LB Myles Jack**) selection. The Ravens traded the second-round (38th overall) selection to the Dolphins who selected CB Xavien Howard. The Ravens selected LB Matthew Judon with the 146th pick.

**2015**

• **March 9:** Jaguars' fourth-round (103th overall) selection to New York Jets for the Jets' fourth-round (104th overall, S James Sample) and seventh-round (229th, TE Ben Koyack) selections.

• **Aug. 31:** K Josh Scobee to Pittsburgh for Steelers' sixth-round (21st overall selection) pick. Jaguars selected QB Brandon Allen.

**2014**

• **March 11:** QB Blaine Gabbert to San Francisco for San Francisco's 2014 sixth-round (205th overall) draft pick and a conditional 2015 draft pick. Jaguars selected C Luke Bowanko in 2014 draft.



• **May 9:** Jaguars' third-round (70th overall) and fifth-round (150th overall from Detroit) selections to San Francisco for the 49ers' second-round (61th overall, **WR Allen Robinson**) selection.

• **May 9:** Jaguars' fourth-round (105th overall) and sixth-round (179th overall) selections to New England for Patriots' third-round (93th overall, G Brandon Linder) pick.

**2013**

• **April 28:** Jaguars' fourth-round (98th overall) selection to Philadelphia for Eagles' fourth-round (101th overall) and seventh-round (210th overall) selections.

• **Aug. 30:** DT D'Anthony Smith to Seattle for conditional pick.

• **Oct. 2:** OT Eugene Monroe to Baltimore for Ravens' 2014 fourth and fifth-round selections.

**2012**

• **April 26:** Jaguars' first (seventh overall) and fourth-round (101st overall) selections to Tampa Bay for Buccaneers' first-round (5th overall, WR Justin Blackmon) selection.

• **Oct. 30:** WR Mike Thomas to Detroit for a 2014 fifth-round selection.

**2011**

• **April 28:** Jaguars' first (16th overall) and second-round (49th overall) selections to Washington for Washington's first-round (10th overall, QB Blaine Gabbert) selection.

• **April 29:** Jaguars' third-round (80th overall) and sixth-round (182nd overall) selections to San Francisco for 49ers' third-round (76th overall, G Will Rackley) selection.

• **Sept. 3:** Jaguars' 2012 conditional pick to New York Jets for S Dwight Lowery.

**2010**

• **April 23:** DE Quentin Groves to Oakland for Dallas' fifth-round (158th overall) selection. Jaguars later traded that selection to New Orleans for 2011 fourth-round (121st overall) selection.

• **April 23:** Jaguars' fourth-round (108th overall) selection to Oakland for LB Kirk Morrison and New England's fifth-round (153rd, DE Austen Lane) selection.

• **May 25:** Jaguars' 2011 seventh-round (218th overall) selection to Miami for G Justin Smiley.

• **Sept. 4:** S Reggie Nelson to Cincinnati for DB David Jones and a 2012 conditional draft pick. Jaguars selected DT Jeris Pendleton.

• **Oct. 18:** S Anthony Smith to Green Bay for a 2011 conditional draft pick.

**2009**

• **April 9:** DT Tony McDaniel to Miami for Miami's seventh-round (232nd overall) selection. Jaguars later traded pick 232 to New England.

• **April 26:** Jaguars traded Miami's seventh-round (232nd overall) selection and Jacksonville's 2010 second-round (44th overall) selection to New England for Green Bay's third-round selection (73th overall, CB Derek Cox).

• **June 30:** WR Dennis Northcutt to Detroit for S Gerald Alexander.

• **Sept. 6:** Jaguars' 2010 seventh-round (217th overall) selection to Tampa Bay for QB Luke McCown.

**2008**

• **Feb. 29:** Jaguars' sixth-round (193rd overall) pick to Minnesota for WR Troy Williamson.

• **March 1:** DT Marcus Stroud to Buffalo for Baltimore's third-round (71st overall) and Chicago's fifth-round (143rd overall) selections.

• **April 26:** Jaguars' first-round (26th overall), Baltimore's third-round (71st overall), and Jaguars' third-round (89th overall) and fourth-round (125th overall) selections to Baltimore for Ravens' first-round (eighth overall, DE Derrick Harvey) selection.

• **April 26:** Jaguars' second-round (58th overall), Seattle's fifth (158th overall) and Jaguars' 2009 seventh-round (217th overall) selections to Tampa Bay for the Buccaneers second-round (52nd, DE Quentin Groves) selection.

• **April 27:** Jaguars traded Chicago's fifth-round (143rd overall) selection to Dallas for Cleveland's fifth-round (155th, LB Thomas Williams) and Oakland's seventh-round (213rd overall, RB Chauncey Washington) selections.

**2007**

• **April 28:** Jaguars' first-round (17th overall) selection to Denver for Denver's first (21st, S Reggie Nelson), third (86th overall) and sixth-round (198th overall) selections. Jaguars later traded pick 86 to Baltimore and 98 to Atlanta.

• **April 28:** Jaguars traded Denver's third-round (86th overall) selection to Baltimore for Detroit's fourth-round (101st overall, P Adam Podlesh), and Baltimore's fifth (166th overall, DT Derek Landri) and sixth-round (203rd overall) selections. Jacksonville later traded pick 203 to Atlanta.

• **April 29:** Jaguars' sixth-round (194th overall), Denver's sixth-round (198th overall) and Baltimore's sixth-round (203rd overall) picks to Atlanta for Falcons' fifth-round (149, G Uche Nwaneri) selection.

• **Sept. 1:** RB Alvin Pearman and a 2008 seventh-round (233rd overall) pick to Seattle for a 2008 fifth-round (158th overall) pick.

**2006**

• **April 29:** Jaguars' third (92nd overall) and fourth-round (125 overall) selections to Dallas for Cowboys' third-round (80th overall, LB Clint Ingram) selection.

• **April 30:** Jaguars sixth-round (198th overall) selection to San Francisco for 49ers' seventh (213rd overall, DE James Wyche) and Jacksonville's seventh-round (236th, CB Dee Webb) selections.



# ALL-TIME TRADE HISTORY

## ALL-TIME TRADE HISTORY

### 2005

• **April 24:** Jaguars' fourth-round (123rd overall) selection to New York Jets for Jets' fourth (127th overall, RB Alvin Pearman) and Dallas's sixth-round (185, WR Chad Owens) selections.

• **Aug. 26:** K Seth Marler to Dallas for a 2006 sixth-round (187th overall, KR Chad Owens) selection.

• **Oct. 6:** Jaguars' 2006 seventh-round (236th overall) selection to San Francisco for LB Jamie Winborn.

### 2004

• **March 3:** QB Mark Brunell to Washington for Washington's third-round (72nd overall) selection. Jacksonville later traded pick to Green Bay.

• **April 8:** DB Jason Craft to New Orleans for New Orleans' fifth-round (150, DB Chris Thompson) selection.

• **April 24:** Jaguars' third-round (70th overall) and fourth-round (102nd overall) selections to Green Bay for Packers' second-round (55th overall, RB Greg Jones) selection.

• **April 24:** Jaguars traded Washington's third-round (72nd overall) selection to Green Bay for Packers' third (86th overall, LB Jorge Cordova) and fourth-round (118th overall, DT Anthony Maddox) selections.

• **April 25:** WR Kevin Johnson to Baltimore for Baltimore's fourth-round (120th overall, WR Ernest Wilford) selection.

• **April 25:** Jaguars' sixth (175th overall) and seventh-round selections (210th overall) to Houston for Tennessee's fifth-round (159th, OT Sean Babin) selection.

### 2003

• **April 27:** Jaguars' fifth-round (143rd overall) selection to Chicago for Chicago's sixth (176th overall, DE Brandon Green), New England's sixth (193rd overall, OT Marques Ogden) and Chicago's seventh-round (218th overall, RB Malaefou Mackenzie) selections.

• **Aug. 26:** Jaguars traded a 2004 conditional selection to Baltimore for DB Anthony Mitchell.

### 2002

• **April 20:** Jaguars' third-round (76th overall) selection to Cleveland for LB Wali Rainer and Browns' third-round (79th overall) selection.

• **April 20:** Jaguars traded Cleveland's third-round (79th overall) selection to Washington for Oakland's third-round (89th overall, LB Akin Ayodele) selection and Washington's fourth-round (118th, TE Chris Luzar) selection.

• **June 20:** Jaguars' 2003 seventh-round (222nd overall) selection to Seattle for DB Ike Charlton.

### 2001

• **April 22:** Jaguars' 2002 fifth-round (144th overall) selection to New England for Patriots' sixth-round (170th overall, G Chad Ward) selection.

### 2000

• **Aug. 16:** Jaguars' 2001 fourth-round (108th overall) selection to Kansas City for G Brendan Stai.

### 1999

• **April 18:** Jaguars' sixth (195th overall) and seventh-round (233rd overall) selections to Tampa Bay for Buccaneers' sixth-round (182nd overall, DT Emarlos Leroy) selection.

• **Sept. 5:** DB Cordell Taylor to Seattle for a 2000 conditional selection.

• **Oct. 19:** Jaguars' 2001 sixth-round (174th overall) selection to Tampa Bay for DE Regan Upshaw.

### 1998



• **Feb. 13:** QB Rob Johnson to Buffalo for Buffalo's first (ninth overall, RB Fred Taylor) and fourth-round (101st overall, RB Tavian Banks) selections.

### 1997

• **Aug. 24:** DE Paul Frase to Green Bay for Green Bay's 1998 sixth-round (182nd overall, RB Kevin McLeod) selection.

• **Aug. 24:** OT Jimmy Herndon to Chicago for Chicago's 1998 seventh-round (192nd overall, WR Alvis Whitted) selection.

### 1996

• **April 20:** Jaguars' third (79th overall), fourth (113rd overall), fifth (134th overall) and fifth-round selections (150th overall) to Miami for Dolphins' second (60th overall, C Michael Cheever) and fourth-round (99th overall) selections.


• **April 21:** Jaguars traded Miami's fourth-round (99th overall) selection to Seattle for Seattle's fourth (110th overall, WR Reggie Barlow) and fifth-round (146th overall, OT Jimmy Herndon) selections.

• **May 31:** DB Corey Raymond to Detroit for TE Ty Hallock.

• **Aug. 26:** Jaguars' 2007 seventh-round (211th overall) selection to Pittsburgh for TE Craig Keith.

• **Aug. 27:** WR Mike Williams to Miami for TE Pete Mitchell.

### 1995



• **April 21:** Jaguars' third (66th overall) and fifth-round (170th overall) selections to Green Bay for QB Mark Brunell.

• **April 22:** Jaguars' first supplemental (31st overall), third supplemental (97th overall), fourth supplemental (134th overall) and 1996 fourth-round supplemental (113th overall) selections to Kansas City for Kansas City's first-round (19th overall, RB James Stewart) selection.

• **April 22:** Jaguars' second-round (33rd overall) selection to New York Jets for Jets' second (40th overall, OL Brian DeMarco) and third-round (71st overall, DB Chris Hudson) selections.

• **April 23:** Jaguars' fifth-round (136th overall) selection and a 1996 sixth-round (186th overall) selection to Cleveland for Cleveland's fourth-round (123rd overall, DT Mike Thompson) selection.

• **April 23:** Jaguars' sixth supplemental (208th overall), seventh-round (210th overall) and seventh supplemental (248th overall) selections to Philadelphia for Eagles' fifth (169th overall, RB Ryan Christophers) and seventh-round (219th overall, WR Curtis Marsh) selections.



# FREE AGENCY HISTORY

## 2025

### 15 PLAYERS SIGNED

Player	Position	Date Signed	Previous Team
Dyami Brown	WR	March 13	Washington
Chuma Edoga	OL	March 13	Dallas
Robert Hainsey	OL	March 13	Tampa Bay
Jourdan Lewis	CB	March 13	Dallas
Hunter Long	TE	March 13	Los Angeles Rams
Patrick Mekari	OL	March 13	Baltimore
Nick Mullens	QB	March 13	Minnesota
Johnny Mundt	TE	March 13	Minnesota
Eric Murray	S	March 13	Houston
Fred Johnson	OL	March 19	Philadelphia
Emmanuel Ogbah	DE	April 28	Miami
Quintin Morris	TE	May 19	Buffalo
Trenton Irwin	WR	June 3	Cincinnati
Dennis Gardeck	LB	June 4	Arizona
Dawuane Smoot	DE	June 4	Buffalo

### 7 PLAYERS LOST

Player	Position	Date Signed	New Team
Andre Cisco	S	March 14	New York Jets
Josiah Deguara	TE	May 5	Arizona
Luke Farrell	TE	March 14	San Francisco
Blake Hance	OL	March 13	Tennessee
Caleb Johnson	LB	May 12	Atlanta
Mac Jones	QB	March 14	San Francisco
Jeremiah Ledbetter	DT	March 14	New York Giants

## 2024

### 12 PLAYERS SIGNED

Player	Position	Date Signed	Previous Team
Riley Patterson	K	February 5	Cleveland
Mitch Morse	OL	March 13	Buffalo
Gabe Davis	WR	March 14	Buffalo
Devin Duvernay	WR	March 14	Baltimore
Ronald Darby	CB	March 14	Baltimore
Darnell Savage	S	March 14	Green Bay
Arik Armstead	DL	March 15	San Francisco
Trevis Gipson	OLB	March 18	Tennessee
Joey Slye	K	March 18	Washington
Josiah Deguara	TE	March 28	Green Bay
Terrell Edmunds	S	May 16	Tennessee
Tre Flowers	CB	May 16	Atlanta

### 9 PLAYERS LOST

Player	Position	Date Signed	New Team
Darius Williams	CB	March 13	Los Angeles Rams
Rayshawn Jenkins	S	March 14	Seattle
Brandon McManus	K	March 14	Washington
Calvin Ridley	WR	March 15	Tennessee
K'Lavon Chaisson	OLB	March 16	Carolina
Folorunso Fatukasi	DL	March 19	Houston
Angelo Blackson	DT	April 15	Denver
Dawuane Smoot	DE	May 3	Buffalo
Zay Jones	WR	May 13	Arizona

## 2023

### 7 PLAYERS SIGNED

Player	Position	Date Signed	Previous Team
D'Ernest Johnson	RB	March 22	Cleveland
Michael Dogbe	DL	March 27	Arizona
Henry Mondeaux	DL	March 27	New York Giants
Josh Wells	OL	April 4	Tampa Bay
Chandler Brewer	OL	April 5	Los Angeles Rams
Jacob Harris	WR	May 15	Los Angeles Rams
Brandon McManus	K	May 25	Denver

### 6 PLAYERS LOST

Player	Position	Date Signed	New Team
Chris Manhertz	TE	March 15	Denver
Jawaan Taylor	OT	March 16	Kansas City
Arden Key	LB	March 20	Tennessee
Marvin Jones Jr.	WR	April 5	Detroit
Dan Arnold	TE	May 5	Philadelphia
Shaquill Griffin	CB	May 18	Houston

## 2022

### 7 PLAYERS SIGNED

Player	Position	Date Signed	Previous Team
Christian Kirk	WR	March 17	Arizona
Zay Jones	WR	March 17	Las Vegas
Evan Engram	TE	March 17	New York Giants
Brandon Scherff	OL	March 17	Washington
Foyesade Oluokun	LB	March 17	Atlanta
Folorunso Fatukasi	DL	March 17	New York Jets
Darius Williams	CB	March 18	Los Angeles Rams

### 9 PLAYERS LOST

Player	Position	Date Signed	New Team
A.J. Cann	OL	March 15	Houston
Dare Ogunbowale	RB	March 16	Houston
Myles Jack	LB	March 17	Pittsburgh
Damien Wilson	LB	March 17	Carolina
Andrew Norwell	OL	March 17	Washington
Taven Bryan	DL	March 18	Cleveland
DJ Chark	WR	March 18	Detroit
Jihad Ward	DL	March 21	New York Giants
Jacob Hollister	TE	March 21	Las Vegas

## 2021

### 10 PLAYERS SIGNED

Player	Position	Date Signed	Previous Team
Shaquill Griffin	CB	March 18	Seattle
Rayshawn Jenkins	S	March 18	L.A. Chargers
Roy Robertson-Harris	DL	March 18	Chicago
Chris Manhertz	TE	March 19	Carolina
Jihad Ward	DE	March 19	Baltimore
Jamal Agnew	WR	March 22	Detroit
Phillip Dorsett	WR	March 22	Seattle
Rudy Ford	S	March 22	Philadelphia
Carlos Hyde	RB	March 22	Seattle
Marvin Jones Jr.	WR	March 22	Detroit



# FREE AGENCY HISTORY

## 2021 (CONT.)

### 3 PLAYERS LOST

Player	Position	Date Signed	New Team
Mike Glennon	QB	March 19	New York Giants
Keelan Cole	WR	March 21	Las Vegas
Chris Conley	WR	March 25	Houston

## 2020

### 6 PLAYERS SIGNED

Player	Position	Date Signed	Previous Team
Joe Schobert	LB	March 18	Cleveland
Rodney Gunter	DL	March 19	Arizona
Al Woods	DT	March 24	Seattle
Cassius Marsh	DE/LB	March 24	Arizona
Tyler Eifert	TE	March 24	Cincinnati
Rashaan Melvin	CB	March 24	Detroit

### 3 PLAYERS LOST

Player	Position	Date Signed	New Team
Seth DeValve	LB	March 20	Carolina
Nick O'Leary	DL	March 21	Las Vegas
Cedric Ogbuehi	DT	March 23	Seattle

## 2019

### 7 PLAYERS SIGNED

Player	Position	Date Signed	Previous Team
Nick Foles	QB	March 14	Philadelphia
Geoff Swaim	TE	March 15	Dallas
Cedric Ogbuehi	OL	March 16	Cincinnati
Chris Conley	WR	March 16	Kansas City
Jake Ryan	LB	March 19	Green Bay
Alfred Blue	RB	April 1	Houston
Benny Cunningham	RB	April 2	Chicago

### 6 PLAYERS LOST

Player	Position	Date Signed	New Team
Donte Moncrief	WR	March 14	Pittsburgh
Chris Reed	OL	March 18	Miami
Ereck Flowers	OL	March 18	Washington
Blake Bell	TE	April 2	Kansas City
Austin Seferian-Jenkins	TE	April 10	New England
T.J. Yeldon	RB	April 22	Buffalo

## 2018

### 7 PLAYERS SIGNED

Player	Position	Date Signed	Previous Team
Don Carey	S	March 15	Detroit
D.J. Hayden	CB	March 15	Detroit
Niles Paul	TE	March 15	Washington
Andrew Norwell	G	March 15	Carolina
Cody Davis	S	March 15	L.A. Rams
Donte Moncrief	WR	March 15	Indianapolis
Austin Seferian-Jenkins	TE	March 15	New York Jets

### 6 PLAYERS LOST

Player	Position	Date Signed	New Team
Aaron Colvin	CB	March 15	Houston
Allen Robinson	WR	March 16	Chicago
Patrick Omoreh	OL	March 16	New York Giants
Chad Henne	QB	March 16	Kansas City
Allen Hurns	WR	March 23	Dallas
Mercedes Lewis	TE	May 25	Green Bay

## 2017

### 9 PLAYERS SIGNED

Player	Position	Date Signed	Previous Team
A.J. Bouye	CB	March 10	Houston
Calais Campbell	DL	March 10	Arizona
Barry Church	S	March 10	Dallas
Lerentee McCray	DE	March 10	Buffalo
Stefan Charles	DT	March 11	Detroit
Audie Cole	LB	March 11	Minnesota
Earl Watford	OL	March 11	Arizona
Josh McNary	LB	March 16	Indianapolis
Mychal Rivera	TE	March 23	Oakland

### 7 PLAYERS LOST

Player	Position	Date Signed	New Team
Jonathan Cyprien	S	March 9	Tennessee
Luke Joekel	OT	March 9	Seattle
Prince Amukamara	CB	March 10	Chicago
Kelvin Beachum	OT	March 10	New York Jets
Joe Banyard	RB	March 17	Buffalo
Jordan Hill	DL	March 20	Detroit
Tyson Alualu	DT	March 21	Pittsburgh

## 2016

### 7 PLAYERS SIGNED

Player	Position	Date Signed	Previous Team
Tashaun Gipson Sr.	S	March 10	Cleveland
Chris Ivory	RB	March 10	N.Y. Jets
Malik Jackson	DL	March 10	Denver
Brad Nortman	P	March 10	Carolina
Prince Amukamara	CB	March 11	New York Giants
Mackenzey Bernadeau	OL	March 11	Dallas
Kelvin Beachum	OT	March 16	Pittsburgh



# FREE AGENCY HISTORY

## 2016 (CONT.)

### 6 PLAYERS LOST

Player	Position	Date Signed	Previous Team
Andre Branch	DE	March 16	Miami
Sam Young	T	March 9	Miami
Bryan Anger	P	March 23	Tampa Bay
Chris Clemons	DE	April 1	Seattle
Clay Harbor	TE	April 4	New England
Stefen Wisniewski	C	April 4	Philadelphia
Kelvin Beachum	OT	March 16	Pittsburgh

## 2015

### 8 PLAYERS SIGNED

Player	Position	Date Signed	Previous Team
Sergio Brown	S	March 11	Indianapolis
Davon House	CB	March 11	Green Bay
Jared Odrick	DL	March 11	Miami
Jermey Parnell	OT	March 11	Dallas
Dan Skuta	LB	March 11	San Francisco
Julius Thomas	TE	March 11	Denver
Bryan Walters	WR	March 13	Seattle
Stefen Wisniewski	C	April 18	Oakland

### 6 PLAYERS LOST

Player	Position	Date Signed	New Team
J.T. Thomas III	LB	March 10	New York Giants
Teddy Williams	CB	March 12	Carolina
Cecil Shorts III	WR	March 16	Houston
Alan Ball	CB	March 27	Chicago
Jordan Todman	RB	March 30	Carolina
Jacques McClendon	G	April 22	Miami
Sherrod Martin	S	June 17	Chicago

## 2014

### 6 PLAYERS SIGNED

Player	Position	Date Signed	Previous Team
Toby Gerhart	RB	March 11	Minnesota
Zane Beadles	G	March 12	Denver
Dekoda Watson	LB	March 12	Tampa Bay
Chris Clemons	DE	March 13	Seattle
Ziggy Hood	DT	March 13	Pittsburgh
Tandon Doss	WR	March 18	Baltimore

### 5 PLAYERS LOST

Player	Position	Date Signed	New Team
Taylor Price	WR	March 13	Seattle
Maurice Jones-Drew	RB	March 28	Oakland
Allen Reisner	TE	April 15	Minnesota
Kyle Love	DT	May 20	Kansas City
Bradon Deaderick	DT	June 3	New Orleans

## 2013

### 7 PLAYERS SIGNED

Player	Position	Date Signed	Previous Team
Geno Hayes	LB	March 13	Chicago
Alan Ball	DB	March 15	Houston
Justin Forsett	RB	March 15	Houston
Roy Miller III	DT	March 15	Tampa Bay
Sen'Derrick Marks	DT	April 2	Tennessee
Mohamed Massaquoi	WR	April 8	Cleveland
Marcus Trufant	CB	May 7	Seattle

### 6 PLAYERS LOST

Player	Position	Date Signed	New Team
Derek Cox	CB	March 13	San Diego
Terrance Knighton	DT	March 13	Denver
Greg Jones	FB	March 27	Houston
Rashad Jennings	RB	April 11	Oakland
Eben Britton	OL	April 16	Chicago
Jalen Parmelee	RB	May 8	Tennessee

## 2012

### 5 PLAYERS SIGNED

Player	Position	Date Signed	Previous Team
Chad Henne	QB	March 15	Miami
Laurent Robinson	WR	March 15	Dallas
Aaron Ross	DB	March 21	New York Giants
Naufahu Tahi	FB	May 7	Minnesota
Reggie Corner	CB	June 20	Buffalo

### 1 PLAYER LOST

Player	Position	Date Signed	New Team
Luke McCown	QB	June 7	New Orleans

## 2011

### 10 PLAYERS SIGNED

Player	Position	Date Signed	Previous Team
Paul Posluszny	LB	July 29	Buffalo
Clint Session	LB	July 29	Indianapolis
Jason Spitz	G/C	July 29	Green Bay
Drew Coleman	DB	July 30	New York Jets
Dawan Landry	S	July 30	Baltimore
Matt Turk	P	July 31	Houston
Tony Moll	G/T	Aug. 10	Baltimore
Matt Roth	DE	Aug. 12	Cleveland
Gerris Wilkinson	LB	Aug. 13	New York Giants
Joey Haynos	TE	Aug. 21	Miami

### 6 PLAYERS LOST

Player	Position	Date Signed	Previous Team
Sean Considine	S	July 29	Carolina
Justin Durant	LB	July 29	Detroit
Bryan Anger	P	March 23	Tampa Bay
Chris Clemons	DE	April 1	Seattle
Clay Harbor	TE	April 4	New England
Stefen Wisniewski	C	April 4	Philadelphia
Kelvin Beachum	OT	March 16	Pittsburgh



# FREE AGENCY HISTORY

## 2010

### 3 PLAYERS SIGNED

Player	Position	Date Signed	Previous Team
Kassim Osgood	WR	March 6	San Diego
Aaron Kampman	DE	March 7	Green Bay
Freddy Keiaho	LB	Aug. 26	Indianapolis

### 1 PLAYER LOST

Player	Position	Date Signed	New Team
Clint Ingram	LB	May 19	New Orleans

## 2009

### 2 PLAYERS SIGNED

Player	Position	Date Signed	Previous Team
Sean Considine	S	Feb. 27	Philadelphia
Tra Thomas	OT	March 9	Philadelphia

### 4 PLAYERS LOST

Player	Position	Date Signed	New Team
Mike Peterson	LB	March 10	Atlanta
Gerald Sensabaugh	S	March 10	Dallas
Khalif Barnes	OT	March 14	Oakland
Pierson Prioleau	S	March 26	New Orleans

## 2008

### 5 PLAYERS SIGNED

Player	Position	Date Signed	Previous Team
Cleo Lemon	QB	Feb. 29	Miami
Jerry Porter	WR	Feb. 29	Oakland
Drayton Florence	CB	March 1	San Diego
Jimmy Kennedy	DT	March 5	Chicago
Pierson Prioleau	S	April 29	Washington

### 8 PLAYERS LOST

Player	Position	Date Signed	New Team
Ernest Wilford	WR	March 1	Miami
Sammy Knight	S	March 4	New York Giants
LaBrandon Toefield	RB	March 10	Carolina
Bobby McCray	DE	March 11	New Orleans
Quinn Gray	QB	March 24	Houston
Shantee Orr	LB	March 24	Cleveland
Aaron Glenn	CB	April 7	New Orleans
Terry Cousin	S	May 23	Cleveland

## 2007

### 2 PLAYERS SIGNED

Player	Position	Date Signed	Previous Team
Tony Pashos	OT	March 2	Baltimore
Dennis Northcutt	WR	March 5	Cleveland

## 2007 (CONT.)

### 3 PLAYERS LOST

Player	Position	Date Signed	New Team
Kyle Brady	TE	March 3	New England
Deon Grant	S	March 9	Seattle
Cortez Hankton	WR	April 17	Minnesota

## 2006

### 5 PLAYERS SIGNED

Player	Position	Date Signed	Previous Team
Brian Williams	CB	March 11	Minnesota
Stockar McDougle	OT	March 16	Miami
Nick Greisen	LB	April 28	New York Giants
Randy Hymes	WR	May 18	Baltimore
Troy Edwards	WR	May 19	Detroit

### 6 PLAYERS LOST

Player	Position	Date Signed	New Team
Akin Ayodele	LB	March 13	Dallas
Jamie Winborn	LB	April 3	Tampa Bay
Kenny Wright	CB	April 3	Washington
Deke Cooper	S	April 5	Miami
Mike Pearson	OT	April 29	Miami
Ephraim Salaam	OT	April 29	Miami

## 2005

### 3 PLAYERS SIGNED

Player	Position	Date Signed	Previous Team
Reggie Hayward	DE	March 2	Denver
Kenny Wright	CB	March 31	Houston
Tony Williams	DT	April 6	Cincinnati

### 1 PLAYER LOST

Player	Position	Date Signed	New Team
Bob Whitfield	OT	May 4	New York Giants

## 2004

### 8 PLAYERS SIGNED

Player	Position	Date Signed	Previous Team
Todd Yoder	TE	March 5	Tampa Bay
Tommy Hendricks	LB	March 8	Miami
Mike Compton	OT	March 9	New England
Lewis Sanders	DB	March 9	Cleveland
Deon Grant	S	March 10	Carolina
Juran Bolden	CB	March 24	Atlanta
Greg Favors	LB	March 24	Carolina
Doug Johnson	QB	April 28	Atlanta



# FREE AGENCY HISTORY

## 2004 (CONT.)

### 4 PLAYERS LOST

Player	Position	Date Signed	New Team
Leander Jordan	OT	March 4	San Diego
Fernando Bryant	CB	March 5	Detroit
Danny Clark	LB	March 12	Oakland
Jamar Nesbit	G/C	March 29	New Orleans

## 2003

### 4 PLAYERS SIGNED

Player	Position	Date Signed	Previous Team
Mike Peterson	LB	March 13	Indianapolis
Keith Mitchell	LB	March 14	Houston
Hugh Douglas	DE	March 15	Philadelphia
Marc Edwards	FB	March 15	New England

### 6 PLAYERS LOST

Player	Position	Date Signed	New Team
Zach Wiegert	OT	March 3	Houston
Patrick Johnson	WR	March 11	Washington
John Wade	C	March 12	Tampa Bay
Bobby Shaw	WR	March 18	Buffalo
Todd Fordham	OL	March 20	Pittsburgh
Wali Rainer	LB	April 7	Detroit

## 2002

### 4 PLAYERS SIGNED

Player	Position	Date Signed	Previous Team
Patrick Johnson	WR	March 18	Baltimore
Bobby Shaw	WR	April 3	Pittsburgh
Chris Naeole	G	April 5	New Orleans
Detron Smith	FB	April 8	Denver

### 5 PLAYERS LOST

Player	Position	Date Signed	New Team
Renaldo Wynn	DE	March 28	Washington
Mike Hollis	K	April 9	Buffalo
Jeff Posey	LB	April 18	Houston
Sean Dawkins	WR	April 28	Minnesota
Jonathan Quinn	QB	May 1	Kansas City

## 2001

### 0 PLAYERS SIGNED

### 4 PLAYERS LOST

Player	Position	Date Signed	New Team
Mike Logan	S	April 2	New Orleans
Bryan Barker	P	April 12	Washington
Todd Fordham	OL	April 17	Denver
Daimon Shelton	FB	May 23	Chicago

## 2000

### 2 PLAYERS SIGNED

Player	Position	Date Signed	Previous Team
Jamie Martin	QB	Feb. 22	Cleveland
Hardy Nickerson	LB	Feb. 22	Tampa Bay

### 7 PLAYERS LOST

Player	Position	Date Signed	New Team
James Stewart	RB	Feb. 15	Detroit
Jay Fiedler	QB	Feb. 22	Miami
Rich Tytski	G	Feb. 29	Pittsburgh
Regan Upshaw	DE	March 1	Oakland
Joe Patton	OT	March 16	San Diego
Dave Thomas	CB	April 7	New York Giants
Ben Coleman	OL	June 15	San Diego

## 1999

### 3 PLAYERS SIGNED

Player	Position	Date Signed	Previous Team
Gary Walker	DT	Feb. 12	Tennessee
Carnell Lake	S	Feb. 13	Pittsburgh
Kyle Brady	TE	Feb. 16	New York Jets

### 9 PLAYERS LOST

Player	Position	Date Signed	New Team
Zack Crockett	FB	March 16	Oakland
Fernando Smith	DE	March 19	Baltimore
Pete Mitchell	TE	March 24	New York Giants
John Jurkovic	DT	March 26	Cleveland
Brian DeMarco	OL	April 2	Cincinnati
Travis Davis	S	April 19	Pittsburgh
Troy Sadowski	TE	April 21	Washington
Chris Hudson	S	April 22	Chicago
Kelvin Pritchett	DT	April 27	Detroit

## 1998

### 2 PLAYERS SIGNED

Player	Position	Date Signed	Previous Team
Bryce Paup	LB	Feb. 16	Buffalo
Quentin Neujahr	C	March 3	Baltimore

### 7 PLAYERS LOST

Player	Position	Date Signed	New Team
Ty Hallock	FB	Feb. 16	Chicago
Natrone Means	RB	March 6	San Diego
Derek Brown	TE	May 13	Oakland
Dave Widell	C	May 13	Atlanta
Esera Tuoalo	DT	May 14	Atlanta
Randy Jordan	RB	June 2	Oakland



# FREE AGENCY HISTORY

## 1997

### 1 PLAYER SIGNED

Player	Position	Date Signed	Previous Team
Deon Figures	CB	March 5	Pittsburgh

### 1 PLAYER LOST

Player	Position	Date Signed	New Team
Ernie Logan	DE	March 20	New York Jets

## 1996

### 5 PLAYERS SIGNED

Player	Position	Date Signed	Previous Team
Leon Searcy	OT	Feb. 18	Pittsburgh
Eddie Robinson	LB	March 1	Houston
Keenan McCardell	WR	March 2	Baltimore
Todd Philcox	QB	April 11	Tampa Bay
John Jurkovic	DT	April 13	Green Bay

### 5 PLAYERS LOST

Player	Position	Date Signed	New Team
Eugene Chung	G	March 20	San Francisco
Steve Beuerlein	QB	April 3	Carolina
Darren Carrington	S	April 22	Oakland
Tom Myslinski	G	April 24	Pittsburgh
Desmond Howard	WR	July 12	Green Bay

## 1995

### 12 PLAYERS SIGNED

Player	Position	Date Signed	Previous Team
Shawn Bouwens	G	Feb. 28	Detroit
Don Davey	DT	Feb. 28	Green Bay
Joel Smeenge	DE	Feb. 28	New Orleans
Vinnie Clark	CB	March 3	New Orleans
Bryan Barker	P	March 7	Philadelphia
Kelvin Pritchett	DT	March 11	Detroit
Jeff Lageman	DE	March 14	New York Jets
Mickey Washington	CB	March 14	Buffalo
Dave Widell	C	March 15	Denver
Mike Dumas	S	April 24	Buffalo
Mike Williams	WR	May 4	Miami
Ernest Givins	WR	June 2	Houston



# ALL-TIME ROSTERS

## ALL-TIME ALPHABETICAL ROSTER

(active one or more games on the 53-man roster)

A			
Abdullah, Yasir	LB	Louisville	2023-24
Adams, Blue	CB	Cincinnati	2003
Adams, Tyrell	LB	West Georgia	2021
Agnew, Jamal	WR	San Diego	2021-23
Akbar, Hakim	LB	Washington	2003
Alexander, Dan	RB/FB	Nebraska	2002
Alexander, D.J.	LB	Oregon State	2019
Alexander, Eric	LB	Louisiana State	2010
Alexander, Gerald	S	Boise State	2009-10
Alexis, Rich	RB	Washington	2005-06
Allen, Dakota	LB	Texas Tech	2019-21
Allen, David	RB/KR	Kansas State	2003-04
Allen, Russell	LB	San Diego State	2009-13
Alualu, Tyson	DT	California	2010-16
Amukamara, Prince	CB	Nebraska	2016
Anderson, Curtis	CB	Pittsburgh	1997
Anger, Bryan	P	California	2012-15
Angulo, Richard	TE	W. New Mexico	2007-08
Ankou, Eli	DT	UCLA	2017-18
Armbrister, Thurston	LB	Miami (Fla.)	2015
Armour, JoJuan	S	Miami (Ohio)	1999
Armstead, Arik	DE	Oregon	2024
Armstead, Ryquell	RB	Temple	2019, 21
Arnold, Dan	TE	Wisconsin-Platteville	2012-22
Ash, Richard	DT	Western Michigan	2015-16
Asper, Mark	OL	Oregon	2012
Austin Jr., Kevin	WR	Notre Dame	2022
Austin, Tavon	WR	West Virginia	2021
Ayodele, Akin	LB	Purdue	2002-05
B			
Babin, Jason	DE	Western Michigan	2012-13
Baldrige, Daniel	OT	Marshall	2010, 12
Ball, Alan	CB	Illinois	2013-14
Ballard, Clenton	DT	SW Texas State	2002
Baniewicz, Mark	OT	Syracuse	2000-01
Banks, Tavian	RB	Iowa	1998-99
Banyard, Joe	RB	Texas-El Paso	2015
Barcoo, Luq	CB	San Diego State	2020
Barker, Bryan	P	Santa Clara	1995-2000
Barkley, Matt	QB	USC	2023
Barlow, Reggie	WR	Alabama State	1996-2000
Barnes, Khalif	OT	Washington	2005-08
Barnes, Lionel	DE	La.-Monroe	2003-04
Bartch, Ben	OL	St. John's (Minn.)	2020-23
Bartu, Joplo	LB	Texas State	2015
Battles, Ainsley	S	Vanderbilt	2001-02
Beachum, Kelvin	OT	Southern Methodist	2016
Beadles, Zane	OG	Utah	2014-15
Bean, Robert	CB	Mississippi State	2002
Beasley, Aaron	CB	West Virginia	1996-2001
Beathard, C.J.	QB	Iowa	2021-24
Beekman, Josh	G	Boston College	2012
Bell, Blake	TE	Oklahoma	2018
Bell, Ricky	CB	North Carolina St.	1996
Benn, Arrelious	WR	Illinois	2016-17
Bennett, Michael	DT	Ohio State	2015, 17
Bentley, Kevin	LB	Northwestern	2011
Beuerlein, Steve	QB	Notre Dame	1995
Bigsby, Tank	RB	Auburn	2023-24
Black, Jordan	OT	Notre Dame	2008-10
Blacklock, Ross	DT	Texas Christian	2023
Blackmon, Justin	WR	Oklahoma State	2012-14
Blackmon, Will	CB	Boston College	2013-14
Blackson, Angelo	DT	Auburn	2023
Blade, Willie	DT	Mississippi State	2004
Blake, Antwon	DB	Texas-El Paso	2012
Board, C.J.	WR	Chattanooga	2019
Bohanon, Tommy	FB	Wake Forest	2017-18
Bolden, Juran	CB	Mississippi Delta	2004
Bolen, Brock	FB	Louisville	2009-11
Borders, Breon	CB	Duke	2019
Bortles, Blake	QB	UCF	2014-18
Boselli, Tony	OT	Southern Cal.	1995-2001
Bosworth, Kyle	LB	UCLA	2011-12
Bouman, Todd	QB	St. Cloud State	2007, 10
Bouwens, Shawn	G	Nebraska Wesleyan	1995
Bouye, A.J.	CB	Central Florida	2017-19
Bowanko, Luke	OL	Virginia	2014-16
Bowen, Alvin	LB	Iowa State	2010
Boyer, Brant	LB	Arizona	1995-2000
Boyd, Danny	PK	Louisiana State	2002
Boyd, James	S	Penn State	2001-02
Boykin, Deral	S	Louisville	1995
Brackenridge, Tyrone	CB	Washington State	2009-10
Brackens, Tony	DE	Texas	1996-2003
Bradfield, Cameron	OT	Grand Valley St.	2011-14
Brady, Kyle	TE	Penn State	1999-2006
Branch, Andre	DE	Clemson	2012-15
Braswell, Christian	CB	Rutgers	2023
Brewer, Chandler	OL	Middle Tennessee St.	2023
Brewster, Mike	G/C	Ohio State	2012-13
Britton, Eben	OT	Arizona	2009-12
Brooks, Bobby	LB	Fresno State	2002
Brooks, Buckley	CB	North Carolina	1996-97
Broussard, John	WR	San Jose State	2007
Brown, Arthur	LB	Kansas State	2016
Brown, Blair	LB	Ohio	2017-18
Brown, C.C.	S	Louisiana-Lafayette	2011
Brown, Chris	CB	UAB	2003
Brown, Delvin	S	Miami (Fla.)	2001
Brown, Derek	TE	Notre Dame	1995-97
Brown, Jon	K	Kentucky	2020
Brown, John	WR	Pittsburgh State	2021
Brown, Mike	WR	Liberty	2012-14
Brown, Milford	G	Florida State	2008
Brown, Montaric	CB	Arkansas	2022-24
Brown, Sergio	S	Notre Dame	2015
Bruce, Merkisto	DE	Washington State	2008
Brunell, Mark	QB	Washington	1995-2003
Bryan, Taven	DL	Florida	2018-21
Bryant, Fernando	CB	Alabama	1999-2003
Bryant, Red	DE	Texas A&M	2014
Bullard, Kendrick	WR	Arkansas State	1996
Burley, Marcus	CB	Delaware	2013
Burnett, Chester	MLB	Arizona	1999
Burns, Lorenzo	CB	Arizona	2021
Burton, Stephen	WR	West Texas A&M	2013
C			
Cain, Jeremy	LS	Massachusetts	2009-12
Calitro, Austin	LB	Villanova	2019
Campbell, Calais	DL	Miami	2017-19
Campbell, Tevaughn	CB	Miami (Canada)	2022-23
Campbell, Tommie	CB	California (PA)	2014
Campbell, Tyson	CB	Georgia	2021-24
Cann, A.J.	G	South Carolina	2015-21
Carney, John	PK	Notre Dame	2007
Carey, Don	S	Norfolk State	2010
Carrington, Darren	S	Northern Arizona	1995
Carroll, Ahmad	CB	Arkansas	2006
Carter, Bernard	LB	East Carolina	1995
Carter, Delone	RB	Syracuse	2013
Cesario, Anthony	G	Colorado State	1999
Chaisson, K'Lavon	DE/LB	LSU	2020-23
Chambers, Derrick	OT	Florida	2001-02
Chamblin, Corey	OT	Tennessee Tech	1999
Chanoine, Roger	CB	Temple	2002
Charles, Jamaal	RB	Texas	2018
Charlton, Ike	CB	Virginia Tech	2002
Chark Jr., D.J.	WR	LSU	2018-21
Chase, Martin	DT	Oklahoma	2005
Cheever, Michael	C	Georgia Tech	1996-98
Chick, John	DE	Utah State	2011-12
Christopherson, Ryan	FB	Wyoming	1995-96
Chung, Eugene	G	Virginia Tech	1995
Church, Barry	S	Toledo	2017-18
Cisco, Andre	S	Syracuse	2021-24
Clark, Danny	LB	Illinois	2000-03
Clark, Reggie	LB	North Carolina	1995-96
Clark,innie	CB	Ohio State	1995-96
Claybrooks, Chris	CB	Memphis	2020-22
Clemons, Chris	DE	Georgia	2014-15
Clemons, Toney	WR	Colorado	2012
Cleveland, Ezra	OL	Boise State	2023-24
Cloherty, Colin	TE	Brown	2011-12
Cobb, Reggie*	RB	Tennessee	1995
Coe, Michael	DB	Alabama State	2009-10
Cohen, Landon	DT	Ohio	2010
Cole Sr., Keelan	WR	Kentucky Wesleyan	2017-20
Cole, Myles	DE	Texas Tech	2024
Coleman, Ben	G	Wake Forest	1995-99
Coleman, Drew	CB	Texas Christian	2011
Coleman, Marco	DE	Georgia Tech	2002
Colinet, Stalin	DE	Boston College	2002
Collier, Richard	OT	Valdosta State	2006-08
Collins, Nate	DT	Virginia	2010-11
Colon, Harry	S	Missouri	1995
Colquitt, Dustin	P	Tennessee	2020
Colvin, Aaron	CB	Oklahoma	2014-17
Combs, Chris	DE	Duke	2002
Compton, Mike	G	West Virginia	2004
Conley, Chris	WR	Georgia	2019-20
Connolly, Dan	G	SE Missouri St.	2005
Conner, Snoop	RB	Mississippi	2022
Considine, Sean	S	Iowa	2009-10
Cooke, Logan	P	Mississippi State	2018-24
Cooks, Elijah	WR	San Jose State	2023
Cooper, Deke	S	Notre Dame	2003-05
Cooper, Marquis	LB	Washington	2007
Cordova, Jorge	LB	Nevada-Reno	2004-07
Cornish, Frank*	C	UCLA	1995
Correa, Kamalei	LB	Boise State	2020
Cosby, Quan	WR	Texas	2012
Costin, Doug	DT	Ohio	2020-21
Cotton Jr., Jeff	WR	Idaho	2021
Cottrell, Nate	RB	Georgia Tech	2020-21
Cousin, Terry	CB	South Carolina	2005-07
Cox, Derek	CB	William & Mary	2009-12
Cox, Kennard	DB	Pittsburgh	2008-09
Cox, Renard	DB	Maryland	2001
Craft, Jason	CB	Colorado State	1999-2003
Crockett, Zack	FB	Florida State	1998
Cronk, Coy	OL	Iowa	2022
Criss, Shad	CB	Missouri	2000
Cunningham, Richie	PK	SW Louisiana	2002
Curry, Eric	DE	Alabama	1998-99
Cutrer, Jacob	LB	Louisiana State	2010
Cyprien, Johnathan	SS	Florida International	2013-16
D			
Daniels, Torrance	LB	Harding	2009
Darby, Ronald	CB	Florida State	2024
Dareus, Marcell	DT	Alabama	2017-19
Darius, Donovin	S	Syracuse	1998-2006
Davey, Don	DT	Wisconsin	1995-98
Davis, Akeem	S	Memphis	2016
Davis, Andre	DT	Southern	1996
Davis, Carl	DT	Iowa	2019
Davis, Cody	S	Texas Tech	2018-19
Davis, Gabe	WR	Central Florida	2024
Davis, Jim	DE	Virginia Tech	2005
Davis, Ryan	DE	Bethune-Cookman	2012-15
Davis, Travis	S	Notre Dame	1995-98
Davis, Tyler	TE	Georgia Tech	2020
Dawkins, Sean	WR	California	2001
Day, Sheldon	DT	Notre Dame	2016-17
Deaderick, Brandon	DE	Alabama	2013
Deguara, Josiah	TE	Cincinnati	2024
DeLong, Greg	TE	North Carolina	2000
DeMarco, Brian	OT	Michigan State	1995-98
DeValve, Seth	TE	Princeton	2019
Devine, Kevin	CB	California	1997-98
Dickerson, Bryan	FB	Eastern Kentucky	1995
Dillard, Jarrett	WR	Rice	2009, 11
Dingle, Nate	LB	Cincinnati	1996
Dixon, De'Shaan	OLB	Norfolk State	2022
Dorsett II, Phillip	WR	Miami	2021
Douglas, Henry	WR	North Carolina A&T	2002
Douzable, Hugh	DE	Central State	2003
Douzas, Leger	DT	Central Florida	2010-11
Dukes, Chad	RB	Pittsburgh	2000
Dumas, Mike	S	Indiana	1995
Dunbar, Vaughn	RB	Indiana	1995
Durant, Justin	LB	Hampton	2007-10
Duvernay, Devin	WR	Texas	2024
E			
Ebert, Jeremy	WR	Northwestern	2013
Edds, A.J.	LB	Iowa	2014
Edwards, Marc	FB	Notre Dame	2003-04
Edwards, Trent	QB	Stanford	2010
Edwards, Troy	WR	Louisiana Tech	2003-04
Eifert, Tyler	TE	Notre Dame	2020
Elliott, Kevin	WR	Florida A&M	2012
Ellis, Alex	TE	Tennessee	2016
Ellison, Atiyah	DT	Missouri	2008-09
Ekuale, Daniel	DT	Washington State	2020
Engram, Evan	TE	Ole Miss	2022-24
Epstein, Hayden	PK	Michigan	2002
Ervin, Tyler	RB	San Jose State	2019
Estandia, Greg	TE	Nevada-Las Vegas	2007-09
Estes, John	C	Hawaii	2011
Etienne Jr., Travis	RB	Clemson	2022-24
Evans, Josh	FS	Florida	2013-15
F			
Farrell, Luke	TE	Ohio State	2020-24
Fatukasi, Folorunso	DL	Connecticut	2022-23
Favors, Greg	LB	Mississippi State	2004-05
Fiedler, Jay	QB	Dartmouth	1999
Figures, Deon	CB	Colorado	1997-98
Fleming, Jamell	CB	Oklahoma	2013
Fletcher, Derrick	G	Baylor	2004-05
Florence, Drayton	OL	Tuskegee	2008
Flowers, Ereck	CB	Miami (Fla.)	2018
Flowers, Tre	CB	Oklahoma State	2024
Foles, Nick	QB	Arizona	2019
Forbath, Kai	K	UCLA	2018
Ford, Rudy	S	Auburn	2021
Fordham, Todd	G/OT	Florida State	1997-2002
Forney, Kynan	G	Hawaii	2009
Forsett, Justin	RB	California	2013
Fortner, Luke	C	Kentucky	2022-24
Fortt, Khairi	LB	California	2014
Foster, Javon	OL	Missouri	2024
Fournette, Leonard	RB	LSU	2017-19
Fowler Jr., Dante	DE	Florida	2016-18
Franklin, Brad	CB	Louisiana-Lafayette	2003
Franklin, Stephen	LB	Southern Illinois	2011
Frase, Paul	DE/DT	Syracuse	1995-96
Freeman, Eddie	DL	UAB	2004



# ALL-TIME ROSTERS

Fuamatu-Ma'afala, Chris	RB	Utah	2003-04	Holt, Torry	WR	North Carolina St.	2009	Lageman, Jeff	DE	Virginia	1995-98
Fudge, Jamaal	S	Clemson	2006-07	Hoood, Ziggy	DT	Missouri	2014	Lake, Carnell	S	UCLA	1999-2000
Furrer, Will	QB	Virginia Tech	1998	House, Davon	CB	New Mexico St.	2015-16	Lambo, Josh	K	Texas A&M	2017-21
				Howard, Chris	RB	Michigan	1998-2000	Landolt, Kevin	DT	West Virginia	1999
				Howard, Desmond	WR	Michigan	1995	Landri, Derek	DT	Notre Dame	2007-09
				Hudson, Chris	S	Colorado	1995-98	Landry, Dawan	S	Georgia Tech	2011-12
Gabbert, Blaine	QB	Missouri	2011-13	Hughes, Nate	WR	Alcorn State	2008-09	Lane, Austen	DE	Murray State	2010-12
Gardner, Isaiah	CB	Maryland	2008	Humphrey, Deon	LB	Florida State	2003	Laro, Gordon	TE	Boston College	1995
Garrard, David	QB	East Carolina	2002-10	Hunter, Wayne	OT	Hawaii	2006	Lawrence, Trevor	QB	Clemson	2021-24
Gayle, Rashid	CB	Boise State	1996	Huntington, Greg	G/C	Penn State	1995-97	Lawson, Nevin	CB	Utah State	2021
George, Jeremiah	LB	Iowa State	2014	Hurns, Allen	WR	Miami	2014-17	Ledbetter, Jeremiah	DT	Arkansas	2022-24
Gerhart, Toby	RB	Stanford	2014-15	Hyde, Carlos	RB	Ohio State	2018, 2021	Ledford, Dwayne	G	East Carolina	2000
Gibson, Damon	WR/KR	Iowa	2001-02					Lee, Marqise	WR	Southern California	2014-19
Gilbert, Tony	LB	Georgia	2003-07					Leftwich, Byron	QB	Marshall	2003-06
Gilchrist, Marcus	S	Clemson	2019					Lemon, Cleo	QB	Arkansas State	2008
Gildon, Jason	DE	Oklahoma State	2004	Ingram, Clint	LB	Oklahoma	2006-09	Leonard, Matt	DT	Stanford	2003
Giles-Harris, Joe	LB	Duke	2019-20, 24	Inzer, Drew	G/OT	Alabama	2002	Leroy, Emarios	DT	Georgia	1999-2000
Gillespie, Tyree	S	Missouri	2022	Irvin, Corvey	C/G	Brown	2002	Lewis, Jermaine	WR/KR	Maryland	2003-04
Gipson, Tashaun	FS	Wyoming	2016-18	Issac, Rod	DD	Georgia	2011	Lewis, Mercedes	TE	UCLA	2006-17
Givins, Ernest	WR	Louisville	1995	Ivory, Chris	RB	Middle Tenn. St.	2011	Lewis, Patrick	C	Texas A&M	2013
Glenn, Aaron	CB	Texas A&M	2007	Iwhub, Brian	LB	Tiffin	2016-17	Linder, Brandon	C	Miami	2014-21
Glennon, Mike	QB	NC State	2020					Lindsey, Steve	PK	Mississippi	1999-2000
Godwin, Terry	WR	Georgia	2020					Little, Cam	K	Arkansas	2024
Goebel, Brad	QB	Baylor	1995					Little, Walker	OL	Stanford	2021
Goganious, Keith	LB	Penn State	1995	Jack, Myles	LB	UCLA	2016-21	Lloyd, Devin	LB	Utah	2022-24
Goode, Najee	LB	West Virginia	2019	Jackson, Chevis	CB	Louisiana State	2010	Lockley, Mike	LB	Florida Atlantic	2011
Gotsis, Adam	DE	Georgia Tech	2020-23	Jackson, Grady	DT	Knoxville	2007	Lockett, Kevin	WR	Kansas State	2002
Graham, Kent	QB	Ohio State	2002	Jackson, Jerrell	WR	Missouri	2012	Logan, Ernie	DE	East Carolina	1995-96
Graham, Roger	RB	New Haven	1996	Jackson, Lenzie	WR	Arizona State	1999	Logan, Mike	S	West Virginia	1997-2000
Grant, Corey	RB	Auburn	2015-18	Jackson, Malik	DL	Tennessee	2016-18	Loston, Craig	S	Louisiana State	2014-15
Grant, Deon	S	Tennessee	2004-06	Jackson, Willie	WR	Florida	1995-97	Lotulelei, John	LB	Nevada-Las Vegas	2013,15
Gratz, Dwayne	CB	Connecticut	2013-16	Jacobs, Leon	LB	Wisconsin	2018-20	Love, Kyle	DT	Mississippi State	2013
Gray, Jonas	RB	Notre Dame	2015	Jacobs, Nic	TE	McNeese State	2014-15	Low, Omari	CB	Washington	2008
Gray, Quinn	QB	Florida A&M	2003-07	Jacquet, Michael	CB	Louisiana	2021	Lowe, Reggie	LB	Troy State	1998
Green, Donny	LB	Virginia	2001	James, William	CB	Western Illinois	2008	Lowery, Dwight	DB	San Jose State	2011-13
Green, Brandon	DE	Rice	2003-04	Janes, Ron	FB	Missouri	1998	Lowry, Calvin	S	Penn State	2008
Green, Rogerick	CB	Kansas State	1995	Jefferson, Jordan	DT	LSU	2024	Luton, Jake	QB	Oregon State	2020
Greene, Courtney	S	Rutgers	2009-11	Jenkins, Rayshawn	S	Miami	2021-23	Luzar, Chris	TE	Virginia	2002-03
Greene Sr., Rashad	WR	Florida State	2015-18	Jennings, Rashad	RB	Liberty	2009-10,12	Lynch, Aaron	DE	South Florida	2020
Greisen, Nick	LB	Wisconsin	2006	Jensen, Marcel	TE	Fresno State	2014				
Griffin, Chris	FB/TE	New Mexico	1996	Jernigan, Timmy	DT	Florida State	2020				
Griffin, Shaquill	CB	Central Florida	2021-22	Joeckel, Luke	OT	Texas A&M	2013-16				
Griffith, Rich	TE	Arizona	1995-2000	Johnson, Anthony	RB	Notre Dame	2000	Mabin, Greg	CB	Iowa	2020
Grimes, Jonathan	RB	William & Mary	2012	Johnson, Antonio	S	Texas A&M	2023-24	Mack, Stacey	RB	Temple	1999-2002
Grinnage, David	TE	NC State	2018	Johnson, Caleb	LB	Houston Baptist	2022-24	Mackenzie, Malaefoe	FB	Southern Cal.	2003
Groves, Quentin	DE	Auburn	2008-09	Johnson, Collin	WR	Texas	2020	Maddox, Anthony	DT	Delta State	2004-05
Grow, Monty	S	Florida	1995	Johnson, Collin	WR	Texas	2020	Manhertz, Chris	TE	Canisius	2021-22
Guy, Winston	S	Kentucky	2013-14	Johnson, D'Ernest	RB	South Florida	2023-24	Manning, Roy	LB	Michigan	2007
				Johnson, James-Michael	LB	Nevada	2015	Manuwai, Vince	G	Hawaii	2003-10
				Johnson, Josh	CB	Purdue	2016	Marks, Sen'Derrick	DT	Auburn	2013-16
				Johnson, Kevin	WR	Syracuse	2003	Marler, Seth	PK	Tulane	2003
				Johnson, Patrick	WR	Oregon	2002	Marsh, Cassius	LB	UCLA	2020
				Johnson, Rob	QB	Southern Cal.	1995-97	Marsh, Curtis	WR	Utah	1995-96
				Johnson, Storm	RB	Central Florida	2014	Marshall, Brandon	LB	Nevada	2012
				Johnson, Tommy	CB	Alabama	1995	Marshall, Nick	CB	Auburn	2015
				Johnson, Tyrone	WR	Oklahoma State	2021	Martin, Jamie	QB	Weber State	1998, 2000
				Jones, Abry	DT	Georgia	2013-20	Martin, Sherrod	S	Troy	2014
				Jones, Brian	TE	Arkansas-Pine Bluff	2004-05	Marts, Lonnie	LB	Tulane	1999-2000
				Jones, Charles	TE	Tulane	2019	Mason, Eddie	LB	North Carolina	1998
				Jones, Damon	TE	Southern Illinois	1997-2001	Mason, Michael	DE	Kentucky State	2000
				Jones, David	CB	Wingate	2010-11	Massey, Robert	CB	NC Central	1996
				Jones, David	RB	San Diego State	1998	Maston, Le'Shai	FB	Baylor	1995-96
				Jones, George	FB/RB	Florida State	2004-12	Mathis, Rashean	CB/S	Bethune-Cookman	2003-12
				Jones, Greg	LB	Michigan State	2012	Maticcik, Ross	LS	Baylor	2020-24
				Jones III, Greg	LB	Notre Dame	2021	Matthews, John	WR	San Diego	2010
				Jones, Jamir	CB	Florida State	2024	Matthews, Steve	QB	Memphis	1997
				Jones, Jarrian	S	NC State	2020	Mayfield, Corey	DT	Oklahoma	1995
				Jones, Josh	QB	Alabama	2024	McBath, Darcel	S	Texas Tech	2011
				Jones, Mac	WR	California	2021-22	McBride, Trumaine	CB	Mississippi	2011
				Jones Jr., Marvin	WR	Arkansas	2005-08	McCaffrey, Max	WR	Duke	2017
				Jones, Matt	CB	Washington	2020	McCardell, Keenan	WR	Nevada-Las Vegas	1996-2001
				Jones IV, Sidney	WR	Southern Miss.	2022-24	McClain, Jimmy	LB	Troy State	2004
				Jones, Tim	WR	Eastern Carolina	2022-23	McClendon, Jacques	OL	Tennessee	2013-14
				Jones, Zay	WR	UCLA	2006-13	McCown, Luke	QB	Louisiana Tech	2009-11
				Jones-Drew, Maurice	RB	Indiana (Pa.)	2002	McCoy, Chris	DE	Middle Tennessee	2013
				Jordan, Leander	G/OT	North Carolina	1995-97	McCray, Bobby	DE	Florida	2004-07
				Jordan, Randy	RB	Southern	2001-02	McCray, Demetrius	CB	Appalachian State	2013-15
				Joseph, Elvis	CB	Quachita Baptist	2022-23	McCray, Lerentee	LB	Florida	2017-19, 21
				Junior, Gregory	DT	Eastern Illinois	1996-98	McCree, Marlon	S	Kentucky	2001-03
				Jurkovic, John	DT	Eastern Illinois	1996-98	McDaniel, Tony	DT	Tennessee	2006-08
								McDermott, KC	OL	Miami (Fla.)	2020-21
				Kadela, Dave	OT	Virginia Tech	2002	McDougle, Stockar	G	Oklahoma	2006-07
				Kampman, Aaron	DE	Iowa	2010	McElmurry, Blaine	S	Montana	1998-99
				Karim, Deji	RB/KR	Southern Illinois	2010-11	McGee, Scotty	RS/CB	James Madison	2010
				Keith, Craig	TE	Lenoir-Rhyne	1995	McLaughlin, Chase	K	Illinois	2020
				Kennedy, Jimmy	DT	Penn State	2008	McManus, Brandon	K	Temple	2023
				Kessler, Cody	QB	USC	2018	McManus, Tom	LB	Boston College	1995-99
				Key, Arden	OLB	LSU	2022	McNichols, Jeremy	RB	Boise State	2019
				King, Tavarres	WR	Georgia	2014	McQuistan, Paul	OL	Weber State	2009
				King, Jammie	DE	Indiana	2011	Meadors, Nate	CB	UCLA	2020
				Kirk, Christian	WR	Texas A&M	2022-24	Means, Natrone	RB	North Carolina	1996-97
				Knight, Sammy	S	Southern Cal.	2007	Meeks, Quenton	CB	Stanford	2018, 2020
				Knighton, Terrance	DT	Temple	2009-12	Meester, Brad	C/G	Northern Iowa	2000-13
				Knox, Kyle	LB	Fresno State	2013	Meier, Rob	DL	Washington State	2000-09
				Koch, Aaron	G/OT	Oregon State	2000-02	Mickens, Jaydon	WR	Washington	2017-18, 21
				Kopp, Jeff	LB	Southern Cal.	1996-98	Middleton, Doug	S	Appalachian State	2019-20
				Koyack, Ben	TE	Notre Dame	2016-19	Middleton, William	CB	Furman	2009-12
								Miller, Bronzell	DE	Utah	1995
								Miller, Bruce	FB	Central Florida	2020
				Lacy, Tyler	DT	Oklahoma State	2023-24				





# ALL-TIME ROSTERS

Thomas, Julius	TE	Portland State	2015-16
Thomas, Kiwauke	CB	Georgia Southern	2000-04
Thomas, Lamar	WR	New Mexico	2013
Thomas, Mike	WR	Arizona	2009-12
Thomas, Pat	LB	North Carolina St.	2005-07
Thomas, Tra	OT	Florida State	2009
Thompson, Chris	CB	Nicholls State	2004
Thompson, Chris	RB	Florida State	2020
Thompson, Lamont	S	Washington State	2007
Thompson, Mike	DT	Wisconsin	1995
Thompson, Peyton	CB	San Jose State	2014-17
Threats, Jabbar	DE	Michigan State	1997-98
Tillman, Cedric	WR	Alcorn State	1995
Tinker, Carson	LS	Alabama	2013-18
Todman, Jordan	RB	Connecticut	2012-14
Toefield, LaBrandon	RB	Louisiana State	2003-07
Toston, Keith	RB	Oklahoma State	2012
Traore, Badara	OL	LSU	2021
Trapp, James	CB	Clemson	2003
Treadwell, Laquan	WR	Mississippi	2021
Tripp, Jordan	WR	Montana	2015
Trent, Morgan	CB	Michigan	2011
Tuvalo, Esera	DT	Oregon State	1997
Tufele, Jay	DT	USC	2021
Tuipala, Joseph	MLB	San Diego State	2001-02
Turk, Matt	P	Wisc.-Whitewater	2011
Tylski, Rich	OG	Utah State	1996-99
— <b>U</b> —			
Underwood, Tiquan	WR	Rutgers	2009-10
Upshaw, Regan	DE	California	1999
— <b>V</b> —			
Van Lanen, Cole	OL	Wisconsin	2022-24
Venzke, Patrick	OT	Idaho	2001
Vallos, Steve	C/G	Wake Forest	2012
— <b>W</b> —			
Wade, John	C	Marshall	1998-2002
Wade, Todd	OL	Mississippi	2008
Walker, Gary	DT	Auburn	1999-2001
Walker, Josh	OL	Middle Tenn. St.	2017-18
Walker, Michael	WR	Boston College	2019
Walker, Travon	DE	Georgia	2022-24
Wallace-Simms, Tre'Vour	OL	Missouri	2020-21
Walters, Bryan	WR	Cornell	2015-16
Ward, Jihad	DL	Illinois	2021
Warren, Terrence	WR	Hampton	1995
Washington, Chauncey	RB	Southern Cal.	2008
Washington, Dewayne	CB	North Carolina St.	2004
Washington, Mickey	CB	Texas A&M	1995-96
Washington, Parker	WR	Penn State	2023-24
Washington, Patrick	FB	Virginia	2001-02
Washington, Tony	WR	Appalachian St.	2015-16
Watson, Dekoda	LB	Florida State	2014
Weatherford, Steve	P	Illinois	2008
Webb, Dee	CB	Florida	2006
Wells, Josh	OT	James Madison	2014, 16-18
Wesley, Joe	LB	Louisiana State	2001
West, Chastin	WR	Fresno State	2011
Westbrook, Dede	WR	Oklahoma	2017-20
Westmoreland, Eric	LB	Tennessee	2001-03
Wheatley, Terrence	CB	Colorado	2010
Wheeler, Damien	CB	Colorado	2001
Whimper, Guy	OT	East Carolina	2010-12
White, Chris	DE	Southern	1999
White, Jose	DE	Howard	1996-98
White, Reggie	RB	Oklahoma State	2001
White, Tracy	LB	Howard	2005
Whitfield, Bob	OT	Stanford	2004
Whitted, Alvis	WR	North Carolina St.	1998-2001
Widell, Dave	C	Boston College	1995-97
Wiegert, Zach	G/OT	Nebraska	1999-2002
Wilds, Brandon	RB	South Carolina	2018
Wiley, Marcellus	DE	Columbia	2005-06
Wilford, Ernest	TE/WR	Virginia Tech	2004-07, 2009-10
Wilkerson, Bruce	OT	Tennessee	1995
Williams, Brian	CB	North Carolina St.	2006-08
Williams, Darius	CB	Alabama-Birmingham	2022-23
Williams, Dave	RB	Arkansas	2018
Williams, D.J.	TE	Arkansas	2013
Williams, James	LB	Mississippi State	1995
Williams, Jermaine	FB	Houston	2000
Williams, Julius	DE	Connecticut	2009
Williams, Lamanzer	DE	Minnesota	1998
Williams, Mark	LB	Ohio State	1995
Williams, Maurice	OT/G	Michigan	2001-09
Williams, Quincy	LB	Murray State	2019-20
Williams, Randal	WR	New Hampshire	2001
Williams, Reggie	WR	Washington	2004-08
Williams, Sammy	OT	Oklahoma	2003
Williams, Stephen	WR	Toledo	2013
Williams, Teddy	CB	Texas-San Antonio	2014
Williams, Thomas	LB	Southern Cal.	2008
Williamson, Troy	WR	South Carolina	2008-09
Wilson, Damien	LB	Minnesota	2021
Wilson, Jarrad	S	Michigan	2016-20
Wilson, John Parker	QB	Alabama	2012

Wimbush, Derrick	RB/KR	Fort Valley State	2005-06
Winborn, Jamie	LB	Vanderbilt	2005
Wingard, Andrew	S	Wyoming	2019-24
Wisniewski, Stefan	C	Penn State	2015
Witherspoon, Brian	CB	Stillman	2008-09
Woods, D'Juan	WR	Oklahoma State	2008
Wright, George	TE	Oregon	2003-08
Wright, Brandon	K	Georgia State	2020
Wright, Matthew	K	Central Florida,	2021
Wright, Kenny	CB	Northwestern St.	2005
Wyche, James	DE	Syracuse	2006-09
Wynn, Renaldo	DT	Notre Dame	1997-2001
Wynn, Shane	WR	Indiana	2016

— <b>Y</b> —			
Yeldon, T.J.	RB	Alabama	2015-18
Yoder, Todd	TE	Vanderbilt	2004-05
Youboty, Ashton	CB	Ohio State	2011
Young, David	S	Georgia Southern	2003
Young, Sam	OL	Notre Dame	2013-15

— <b>Z</b> —			
Zahursky, Steve	OT	Kent State	2001
Zelenka, Joe	TE/LS	Wake Forest	2001-08

## INJURED RESERVE

(never on 53-man roster)

Acker, Kenneth	CB	Southern Methodist	2018
Bennett, Michael	DT	Ohio State	2016
Brackett, Brett	TE	Penn State	2012
Brock, Tramaime	CB	Bellhaven	2020
Brown, Leon	RB	Eastern Kentucky	1995
Chambers, Derrick	G/OT	Florida	2002
Chustz, Joe	OT	Louisiana Tech	2000
Connolly, Dan	G	SE Missouri State	2006
Copeland, Damian	WR	Louisville	2014
Corner, Reggie	CB	Akron	2012
Cotrone, Anthony	FB	Maine	2008
Davis, Jim	DE	Virginia Tech	2006
Dixon, De'Shaan	DE	Norfolk State	2024
Doss, Tandon	WR/PR	Indiana	2014
Ewing, Bradie	FB	Wisconsin	2014
Fisher, John	DE	Western Missouri	1996
Fowler Jr., Dante	DB	Florida	2015
Gaffney, Tyler	RB	Stanford	2017
Godwin, Terry	WR	Georgia	2021
Greene, Donnell	OL	Minnesota	2019
Greene Sr., Rashad	WR	Florida State	2017
Harris, Jeremy	CB	New Mexico State	2013
Harper, Jarrod	S	West Virginia	2017
Hodges, Cooper	OL	Appalachian State	2023
Horrocks, Theo	DT	Vanderbilt	2008
Hughes, Michael	DT	UNLV	2018
Ijalana, Ben	OL	Villanova	2019
Jackson, Al	CB	Georgia	1995
Johnson, Willie	WR	Marshall	2022
Jordan, Reggie	TE	Missouri Western St.	2014
Keiaho, Freddy	LB	San Diego State	2010
Lewis, Jonathan	DT	Virginia Tech	2008
Lotulelei, John	LB	UNLV	2014
Mathers, I'Tavious	RB	Middle Tenn. St.	2017
Mays, Devante	RB	Utah State	2019
McDermott, K.C.	OL	Miami (Fla.)	2019
McGowan, Taj	RB	UCF	2019
Milhim, Stephane	OL	Massachusetts	2013
Mills, Javor	DE	Auburn	2003
Moore, Jayton	WR	Tennessee-Martin	2023
Morabito, Tim	DT	Boston College	2002
Murphy, Richard	RB	Louisiana State	2011
Murtagh, Patrick	TE	International Pathway	2024
Myles, Tywain	DT	Tarleton State	2008
Onobun, Fendi	TE	Houston	2014
Onwualu, James	LB	Notre Dame	2017
Patterson, Elton	DE	Central Florida	2006
Price, Brian	DE	UTSA	2020
Price, Marcus	G	Louisiana State	1995
Price, Taylor	WR	Ohio	2013
Reynolds, Rashaad	CB	Oregon State	2014
Rivera, Mychal	TE	Ohio State	2017
Roberson, Chris	CB	Eastern Michigan	2006
Staughter, Nathan	WR	West Texas A&M	2014
Smith, Brian	DE	Missouri	2007
Smith, Tevaun	WR	Iowa	2018
Taylor, Leonard	TE	Cincinnati	2023
Tinker, Carson	LS	Alabama	2017
Veldman, Matt	TE	North Dakota St.	2012
Wells, Josh	OT	James Madison	2015, 2023
White Jr., David	WR	Western Carolina	2024
Whitehead, Terrell	FS	Norfolk State	2010-11
Williams, Mike	OT	Texas	2006
Williams, Tony	DT	Memphis	2006
Ziemann, Chris	OT	Michigan	2002
Williams, Mike	OT	Texas	2006
Williams, Tony	DT	Memphis	2006
Ziemann, Chris	OT	Michigan	2002

## PRACTICE SQUAD

Rich Alexis (2004), RB David Allen (2002-03), DT Eli Ankou (2019), OL Ka John Armstrong (2019), WR Chad Aske (1997), LB Stevie Baggs (2005), WR Rasheed Bailey (2015), DE Troy Bailey (1999), DB Travarious Bain (2008), WR Donnell Baker (1997), TE Brandon Barden (2013), DT David Barnard (1997), OL Ben Bartch (2023), QB Richard Bartel (2009), WR Tyler Beiler (2011), TE E.J. Bibbs (2016), LB Keishawn Bierra (2019), DL Ross Blacklock (2023), OL Evan Boehm, OT Cody Booth (2014), CB Breon Borders (2018), LS Peter Bowden (2024), TE Shawn Bowman (2024), TE Brett Brackett (2011), CB Christian Braswell (2024), OL Chandler Brewer (2023), OT Mark Bristol (2002), RB Jason Brookins (2000), CB Chris Brown (2003), TE Chris Brown (2008), RB Jordan Brown (2019), OT Lester Brown (2005), OT Sean Bubin (2004), WR Chad Bumphis (2013), CB Marcus Burley (2013), CB Lorenzo Burns (2021), OL George Bussey (2011), CB Tevaughn Campbell (2023), OT Andrew Carnahan (2007-08), OL Jerome Carvin (2024), TE Mike Caussin (2010), WR Joshua Cephus (2024), S Andre Chachere (2024), CB Chris Chancellor (2010), RB Shaun Chapas (2013), WR Matt Cherry (2004), OT Ronald Cherry (1996), LB Sedric Clark (1996), DT James Clyburn (1998), TE Colin Cloherty (2011), RB DeAndre Cobb (2006), DT Rodney Coe (2016), DE D.J. Coleman (2023-24), DT DeAndre Coleman (2014), RB Leroy Collins (1999), RB Snoop Conner (2023), WR Elijah Cooks (2024), DE Jomo Cousins (2000), PK Brandon Coutu (2011), RB Nathan Cottrell (2020), OL Rashaad Coward (2021), LB Jamal Cox (1995), OL Coy Cronk (2021, 2023), DL Walter Curry (2005, 2007), OL Dennis Daley (2024), S Matt Daniels (2014), TE Charles Davis (2007-08), WR Chris Davis (2005), LB Deshaun Davis (2019), G Konrad Dean (2003), TE Josiah Deguara (2024), CB Dee Delaney, LB Nick DeLuca, WR Clarence Denmark (2009-10), S Antonio Dennard (2012), CB John Destin (2010), DE Hunter Dimick (2017), OT Seth Dittman (1996), DL De'Shaan Dixon (2023), QB Ben Dougherty (2006), WR Keelan Doss (2019), WR Henry Douglas (2001), C Tommie Draheim (2012), WR Damon Dunn (1998), OL Michael Dunn (2018), LB Brooks Ellis (2017), LS Andrew Economos (2005), S Terrell Edmunds (2024), OL Kadeem Edwards (2015), TE Michael Egnew (2014), DT Daniel Ekuale (2020), TE Ben Ellefsen (2020), TE Greg Estandia (2006), S Matt Estrada (2011), LB Nate Evans, WR Shaq Evans (2015), TE Michael Flacco (2014), TE Matt Flanagan (2020), G Derrick Fletcher (2004), WR Richmond Flowers (2001), CB Tre Flowers (2024), OT Mike Flynn (1997), RB Jake Funk (2024), DE Randy Garner (2001), DE Joe Gaziano (2024), OT Ryan Gibbons (2006-07), LB Joe Giles-Harris (2019-20), WR Terry Godwin (2017-08), WR Brittan Golden (2012), OL Derwin Gray (2021) DE Harold Gragg (1997), CB Doran Grant (2016), QB Quinn Gray (2003), OG Andrew Greene (1998), TE David Grinnage (2017-18), OT Sam Gutkunst (2007), C/G Brock Gutierrez (1998), P Matt Haack (2024), WR Darren Hall (1999), G D.J. Hall (2012), CB Tyler Hall (2024), CB Erick Hallett II (2023), WR Josh Hammond (2020), OL Blake Hance (2019, 2024), DE Omari Hand (2004), DE Chuck Harris (2019), WR Jacob Harris (2023), LB Jerrell Harris (2012), CB Kaleb Hayes (2023), CB Tae Hayes (2019), CB Amari Henderson (2020), TE Darius Hill (2010), LB Tyrone Hines (1997), OL Jared Hilbers (2020), CB Curtis Holcomb (2012), G Tam Hopkins (2001), G Tyrone Hopson (2001), WR Mike Horacek (2000), WR Harrison Houston (1995), WR Bug Howard (2020), LB Aaron Humphrey (2002), QB Nate Hybl (2005), WR Josh Imatorbhebe (2021), LB Dequan Jackson (2023), RB Jalen Jackson (2024), WR Marcus Jackson (2013), S Matthew Jackson (2024), CB Talmadge Jackson (2011), LB Richard Jarvis (2018), DL Lyndon Johnson (2018), TE Charles Jones (2019), LB Joshua Jones (2012), CB Sidney Jones IV, OL Steven Jones (2024), WR Tim Jones (2021), RB Velus Jones Jr. (2024), RB Henry Josey (2014), DE Michael Josiah (2003), RB Morgan Kane (2000), OL Nita Kasitati (2016), C David Kempfert (1999), FB Eric Kettani (2014), DT Darius Kilgo (2017), CB Brandon King (2012), LB James Kinney (2005), LB Raphael Kirby (2016), TE Ben Koyack (2015), DB Jamar Landrom (2006), QB Kyle Lauletta (2021), RB Keon Lattimore (2008), WR Rashad Lawrence (2015), WR Allen Lazard (2018), DL Jeremiah Ledbetter (2021), LB Boris Lee (2010), QB Tanner Lee (2018), RB Steve Lee (1997), DT Matt Leonard (2003), WR Jordan Leslie (2015), CB Korey Lindsey (2012), QB Chase Litton (2019), WR Lance Long (2010), CB Clarence Love (1999), OL DeMarcus Love (2013), DT Anthony Maddox (2004), LB Kevin Malast (2011), WR Charly Martin (2011), DT Jeff Marriott (2000), LB Hercules Mata'afa (2021), C Tim Mattran (2008), DE Tom McCarthy (2011), K James McCourt (2022), DE Chris McCoy (2013), LB Ryan McCoy (1995), OL KC McDermott (2018-20), S Bradley Mcdougald (2021), CB Walter McFadden (2011), OL Garrett McGhin (2020), WR Mekale McKay (2016), OT Pete McMahon (2006), CB Zechariah McPhearson (2024), CB Quenton Meeks (2018), S Doug Middleton (2019), S Charlie Miller (2017), OT Patrick Miller (2015), CB Prince Miller (2012), T Andrew Mitchell (2012), LB Mike Mohamed (2012), DL Henry Mondeaux (2023), TE Rod Monroe (2000), DT Dre Moore



# ALL-TIME ROSTERS

(2010), WR Jaylon Moore (2022), QB Stephen Morris (2014), CB Rashod Moulton (2007-08), OL Jimmy Murray (2022-23), LB Tanner Muse (2024), LB Lamar Myles (2008-09), CB Parry Nickerson (2019), DT Louis Nix (2016), WR Ramondo North (2001-02), QB Keith Null (2010), DE Gabe Nyenhuis (2004), TE Tevita Ofahengaua (2001), CB Jason Olford (2002), OT Chris Oltmanns (1996), TE Schuyler Oordt (2011), CB Amani Oruwariye (2023), DL Ezezi Otomewo (2023), S Ayo Oyelola (2022-23), OT Jonathan Palmer (2010), WR Corey Parchman (2002), TE Derek Parish (2023), RB Chris Parker (1996), RB Allen Patrick (2009), LB Joe Pawelek (2011), OT Erik Pears (2010), RB Pepe Pearson (1998), TE Josh Pederson (2023), S Kevin Peoples (1999), DE Will Pericak (2013), QB E.J. Perry (2022-23), S Ray Perryman (2003), LB Duke Pettijohn (2002), LB Anthony Pittman (2024), OL Austen Pleasants (2020-21), QB John Rhys Plumlee (2024), OL Ryan Pope (2019), TE Gerrit Prince (2022), TE Zach Potter (2009), WR Walt Powell (2017), DT Brian Price (2019), FB Lonnie Pryor (2013), DT Kommonyan Quaye (2010), WR Trey Quinn (2020), LB Curtis Randall (2003), QB Brett Ratliff (2010), S C.J. Reavis (2018), WR Jimmy Redmond (2001), G Chris Reed (2015), DE D'Aundre Reed (2013), WR Louis Rees-Zammit (2024), LB Moses Regular (1996), DL Carauan Reid (2020), QB Lester Ricard (2007), C Brett Romberg (2003, 2006), QB Nathan Rourke (2023), WR Jabín Sambrano (2013), RB Bo Scarbrough (2018), QB Matt Scott (2013), DT Richard Seals (2000), CB Sammy Seamster (2017), WR Charles Sharon (2007), OL Tyler Shatley (2024), DE Jason Simmons (1995), TE Gannon Sinclair (2016), RB Wendell Smallwood (2021), DT Henry Smith (2008), RB Joe Smith (2003), DE Quanterus Smith (2015), LB Sutton Smith (2019), WR Tevaun Smith (2017), TE Matt Sokol (2019, 21), LB Brandon Southward (1999), WR Fred Stamps (2005), G Cameron Stephenson (2009), G Barry Stokes (1996), DE Rahmaan Streater (1999), OL Keaton Sutherland (2023), G Joe Tate (2004), DE Josh Taves (1996), WR Kerry Taylor (2014), S Steven Terrell (2013), RB D.D. Terry (2007), WR Ryan Thelwell (1999), OL Brandon Thomas (2017-18), RB Malcolm Thomas (1997-98), TE Mark Thomas (1998), LB Todd Thomas (2015), S Deionte Thompson (2022), S Josh Thompson (2022), LB Cedric Thornton (1996), LB Deryck Toles (2004), OT Arturo Uzdavinis (2016), DT Nick Thurman (2022), WR Austin Trammell (2024), C Bradley Vierling (2010-11), OT Keith Wagner (1996), WR Michael Walker (2019), LB Al Wallace (1997), OL Tre'Vour Wallace-Simms (2020), G Chad Ward (2001), OT Craig Warren (1997), WR Tony Washington (2014), CB Brandon Watson (2019), FB Lee Webb (2005), LB Marcus Whitfield (2014), WR Huey Whittaker (2004), RB Kerrith Whyte Jr. (2021), RB Brandon Wilds (2017), OL Darryl Williams (2022-23), DE Seante Williams (2004), WR Seth Williams (2023), RB Jordan Wilkins (2021) WR Damion Willis (2020), S Earl Wolff (2015), QB John Wolford (2024), K Brandon Wright (2020), DT Gabe Wright (2020), CB Lou Young (2014), WR Terrell Zachery (2011), DB Jonathan Zenon (2008).

Mike Caldwell Middle Tenn. State 2022-23  
**Anthony Campanile Rutgers 2025**  
 Dave Campo Central Connecticut State 2005-07  
 Dom Capers Mount Union (Ohio) 1999-2000, 2019  
 Pete Carmichael Montclair State 1995-99  
**Eric Ciano Springfield (Mass.) 2025**  
 Mark Collins East Tennessee State 2017-20  
 Jim Bob Cooter Tennessee 2022  
 Johnny Cox Fort Lewis (Colo.) 2009-11  
 Sylvester Croom Alabama 2012  
 Joe Cullen Massachusetts 2010-12, 2020  
 Sean Cullina San Diego 2022-23  
 Joe Danna Central Michigan 2017-21  
 Joe DeCamillis Wyoming 2007-08, 17-20  
 John DeFilippo James Madison 2019  
 John Donovan John Hopkins 2016-19  
 Mark Duffner William & Mary 2006-13  
 Les Ebert Minnesota-Duluth 2004-08  
 Randy Edsall Syracuse 1995-97  
**Matt Edwards Miami (Ohio) 2025**  
 Mike Eubanks Wisconsin-Eau Claire 2010-11  
**Heath Farwell San Diego State 2022-25**  
 Perry Fewell Lenoir-Rhyne 1998-2002, 17-18  
 Jedd Fisch Florida 2013-14  
 Greg Finnegan Cornell 1998-2002  
 Pat Flaherty East Stroudsburg 2017-18  
 Frank Gansz Navy 2000-01  
 Quinton Ganther Utah 2021  
 Jeremy Garrett Mississippi 2024  
 Jason George Manitoba 2009-11  
 Tony Gilbert Georgia 2020-23  
 Kevin Gilbride Southern Connecticut State 1995-96  
 Mike Gray Mercer 2024  
 Matt Griffin New Hampshire 2010-11  
 Cody Grimm Virginia Tech 2022-23  
 Jay Gruden Louisville 2020  
 Nathaniel Hackett U.C. Davis 2016-18  
 Chad Hall U.S. Air Force Academy 2023-24  
 Mike Haluchak Southern California 2003-04  
 Ray Hamilton Oklahoma 2003-07  
 Alex Hampton Deakin 2013-16  
 Will Harriger Auburn 2021  
 Paul Haynes Kent State 2001  
 Scottie Hazelton Fort Lewis 2014  
 Andy Heck Notre Dame 2004-12  
 Donnie Henderson Utah State 2008  
 Ron Heller Penn State 2010-11  
 Josh Hingst Nebraska 2012  
 Fred Hoaglin Pittsburgh 1997-2001  
 Marion Hobby Tennessee 2017-18  
 Nick Holz Colorado 2023  
 Matt House Michigan State 2024  
 Todd Howard Texas A&M 2003-05  
 Jeff Hurd Fort Hays (Kan.) State 1995-97  
 John Hufnagel Penn State 2002  
 Jerald Ingram Michigan 1995-2002  
 Chris Jackson Washington State 2022  
 Dick Jauron Yale 1995-98  
**Mario Jebraeel Nevada - Las Vegas 2024-25**  
 Bobby Johnson Miami (Ohio) 2012  
 Nate Kaczor Utah State 2008-11  
 Sean Karpf Jacksonville 2014-20  
 Thom Kaumeyer Oregon 2008-11  
**Kel'i Kekuewa Bowling Green 2025**  
 Lane Kiffin Fresno State 2000  
 Monte Kiffin Nebraska 2016  
 Larry Kirksey Eastern Kentucky 2003  
 Ty Knott Oregon Tech 2002  
 Dirk Koetter Idaho State 2007-11  
 Sanjay Lal University of Washington 2021  
 Jess Langvardt Sterling 2013-20  
**Drew Lascari SUNY Cortland 2025**  
**Derrick LeBlanc Northwestern State 2025**  
 Bob Ligashesky Indiana (Pa.) 2004  
 Anthony Lomando Cal Poly-SLO 2010-11  
 Sterling Lucas North Carolina State 2021  
**Tem Lukabu Colgate 2025**  
 Toshi Lupoi University of California 2021  
 Anthony Lynn Texas Tech 2003-04  
 Jerry Mack Arkansas State 2024  
 Mike Mallory Michigan 2013-20  
 Doug Marrone Syracuse 2015-16  
 Mike Maser Buffalo 1995-2002  
 Ben McAdoo Indiana University of Pa. 2020  
 Keenan McCardell Maryland 2017-19  
 Paul McCord Western Maryland 2003  
 Mike McCoy Utah 2022-24  
 Marlon McCree Kentucky 2012  
 Garrick McGee Oklahoma 2000-01  
 John McNulty Penn State 1998-2002  
**Trevor Mendelson Marshall 2025**  
 Mark Michaels Connecticut 2005-06  
 Ron Middleton Auburn 2013-20  
 Scott Milanovich Maryland 2017-18  
**Ron Milus Washington 2025**  
 Tee Mitchell Mercer 2022-23  
 Gary Moeller Ohio State 2001  
 Ted Monachino Missouri 2006-09

Todd Monken Knox College 2007-10  
**Chad Morton Southern California 2025**  
 Patrick Mularkey Clemson 2012  
 Bill Musgrave Oregon 2003-04  
 Jamel Mutunga Gettysburg 2024  
 Tom Myslinski Tennessee 2012-20  
 Nick Nicolau Southern Connecticut State 1995-96  
 Ryan Nielsen Southern California 2024  
 Chris O'Hara Miami (Fla.) 2014-16, 20  
 Tony Oden Baldwin-Wallace 2012  
 Greg Olson Central Washington 2012, 15-16  
 Zach Orr North Texas 2021  
 Chris Palmer Southern Connecticut State 1997-98  
 Jerry Palmieri Montclair State 1995-2002  
 Bernie Parmalee Ball State 2020-23  
 Larry Pasquale Bridgeport (Conn.) 1995-99  
 John Pease Utah 1995-2002  
 Jake Peetz Nebraska 2012  
**Anthony Perkins Colorado 2025**  
 Bob Petrino Carroll (Mont.) 1999-2001  
 Kennedy Pola Southern California 2005-09  
 Carlos Polk Nebraska 2021  
 Mike Priefer Navy 2002  
 Eric Price Weber State 2017-20  
 Robert Prince Humboldt State 2007-08  
 Ron Prince Appalachian State 2012  
 Russ Purnell Whittier College 2009-11  
 Phil Rauscher UCLA 2022-24  
 Jason Rebrovich SUNY Cortland 2017-20  
 Patrick Reilly SUNY Cortland 2021-24  
 Alvin Reynolds Indiana State 2003-07  
 Kris Richard Southern California 2024  
 Terry Richardson Syracuse 2013-14  
 Luke Richesson Kansas 2009-11  
 Alfredo Roberts Miami (Fla.) 2003-06  
 Cory Robinson Central Connecticut St. 2024  
 Denard Robinson Michigan 2010  
 Terry Robiskie LSU 2019-20  
 Pete Rodriguez Western State 2004-06  
 Mike Rutenberg Cornell 2013-19  
 Robert Saleh Northern Michigan 2014-16  
**Shaun Sarrett Kent State 2025**  
 Frank Scelfo Northeast Louisiana 2013-14  
 Cedric Scott Southern Mississippi 2012-24  
 Brian Schottenheimer Florida 2021  
 Rory Segrest Alabama 2022-24  
 Luchiano Selmon Oklahoma 1995-2002  
 Steve Shafer Utah State 2003-04  
 Dan Shamash Carnegie Mellon 2014-16  
 Mike Sheppard California Lutheran 2011  
**Bill Sheridan Grand Valley State 2025**  
 Bill Shuey West Virginia 2022-24  
 Mike Shula Alabama 2007-10  
 Charlie Skalaski Florida 2012  
 Kelly Skipper Fresno State 2016  
 Matthew Smiley Illinois 2013-16  
 Cal Smith Cal Poly-SLO 2005-06  
 Mike Smith East Tennessee 2003-07  
 Nick Sorensen Virginia Tech 2021  
 Tony Sorrentino The College of New Jersey 2013-16  
 Tony Sparano New Haven (Conn.) 2002  
 Tony Sparano Jr. Albany 2017-20  
 Paul Spicer Saginaw Valley State 2012  
 Charlie Strong Central Arkansas 2021  
 Dwayne Stukes Virginia 2019-20  
 Jerry Sullivan Delta State 2012-16  
 Mike Sullivan Army 2002-03  
 Bob Sutton Eastern Michigan 2021-23  
 Steve Szabo Navy 1995-2002  
 Press Taylor Marshall 2022-24  
**Tyler Tettleton Ohio 2022-25**  
**Luke Thompson Assumption College 2022-25**  
 Mike Tice Maryland 2006-09  
 Deshea Townsend Alabama 2022-23  
 Mel Tucker Wisconsin 2009-12  
**Grant Udinski Towson 2025**  
 Cory Undlin California Lutheran 2009-11  
**John Van Dam Michigan State 2025**  
 Brian VanGorder Wayne State 2005  
**Shane Waldron Tufts 2025**  
 DeWayne Walker Minnesota 2013-16  
**Fred Walker Mississippi State 2025**  
 Steve Walters Arkansas 2005-06  
 Tim Walton Ohio State 2019-23  
 George Warhop Cincinnati 2019-21  
 Todd Washington Tyrone 2020-23  
 Tyrone Wheatley Michigan 2017-18  
**Spencer Whipple Miami (Fla.) 2025**  
 Aaron Whitecotton South Carolina 2013-16  
**Kevin Wilkins South Carolina 2025**  
 Gregg Williams Northeast Missouri State 2008  
 Nick Williams Humboldt State 2022-24  
 Tom Williams Washington 2007-08  
 Tyler Wolf Tennessee 2013-21  
 George Yarno Washington State 2013

## HEAD COACHES

Jack Del Rio	Southern California	2003-2011
Mel Tucker*	Wisconsin	2011
Mike Mularkey	Florida	2012
Gus Bradley	North Dakota State	2013-2016
Doug Marrone	Syracuse	2016-20
Urban Meyer	Cincinnati	2021
Darrell Bevell*	Wisconsin	2021
Doug Pederson	Louisiana-Monroe	2022-24
Liam Coen	Massachusetts	2025

\*Served as interim head coach

## ASSISTANT COACHES

Ken Anderson	Augustana	2003-06
<b>Richard Angulo</b>	<b>Western New Mexico</b>	<b>2022-25</b>
Matt Applebaum	Connecticut	2014
Mark Asanovich	St. Cloud State	2003-08
Chris Ash	Drake	2021
Craig Aukerman	Findlay	2011-12
Greg Austin	Nebraska	2023-24
Bob Babich	Tulsa	2013-15
Joe Baker	Princeton	1995-98
<b>Edgar Bennett</b>	<b>Florida State</b>	<b>2025</b>
John Benton	Colorado State	2016
Darrell Bevell	Northern Arizona	2021
Brandon Blaney	Youngstown State	2011-13
John Bonamego	Central Michigan	1999-2002, 12
Rob Boras	DePauw	2010-11
Paul Boudreau	Boston College	2003-05
Tyler Bowen	Fordham	2021
Bob Bratkowski	Washington State	2012
Andrew Breiner	Lock Haven	2022-24
Brentson Buckner	Clemson	2022-23
Brady Bullocks	Nebraska	2016
Luke Butkus	Illinois	2013-14
Earnest Byner	East Carolina	2010-11



# ALL-TIME ROSTERS

## STARTING QUARTERBACKS

Year	Quarterback	Record	Year	Quarterback	Record
1995	Steve Beuerlein	1-5	2010	David Garrard	8-6
	Mark Brunell	3-7		Todd Bouman	0-1
1996	Mark Brunell	9-7		Trent Edwards	0-1
1997	Mark Brunell	9-5	2011	Blaine Gabbert	4-10
	Rob Johnson	1-0		Luke McCown	1-1
	Steve Matthews	1-0	2012	Blaine Gabbert	1-9
1998	Mark Brunell	10-3		Chad Henne	1-5
	Jamie Martin	0-1	2013	Chad Henne	4-9
	Jonathan Quinn	1-1		Blaine Gabbert	0-3
1999	Mark Brunell	13-2	2014	Blake Bortles	3-10
	Jay Fiedler	1-0		Chad Henne	0-3
2000	Mark Brunell	7-9	2015	Blake Bortles	5-11
2001	Mark Brunell	6-9		2016	Blake Bortles
	Jonathan Quinn	0-1	2017	Blake Bortles	10-6
2002	Mark Brunell	6-9		2018	Blake Bortles
	David Garrard	0-1	Cody Kessler		2-2
2003	Mark Brunell	0-3	2019	Gardner Minshew II	6-6
	Byron Leftwich	5-8		Nick Foles	0-4
2004	Byron Leftwich	8-6	2020	Gardner Minshew II	1-7
	David Garrard	1-1		Mike Glennon	0-5
2005	Byron Leftwich	8-3		Jake Luton	0-3
	David Garrard	4-1	2021	Trevor Lawrence	3-14
2006	Byron Leftwich	3-3		2022	Trevor Lawrence
	David Garrard	5-5	2023		Trevor Lawrence
2007	David Garrard	9-3			C.J. Beathard
	Quinn Gray	2-2	2024	Trevor Lawrence	2-8
2008	David Garrard	5-11			Mac Jones
2009	David Garrard	7-9			

## RECORD BY QUARTERBACK

Quarterback	Years	Record	Pct.
Mark Brunell	1995-2003	63-54	.539
David Garrard	2002-10	39-37	.513
Byron Leftwich	2003-06	24-20	.546
Trevor Lawrence	2021-24	22-38	.367
Blake Bortles	2014-18	24-49	.329
Chad Henne	2012-14	5-17	.227
Blaine Gabbert	2011-13	5-22	.154
Gardner Minshew II	2019	7-13	.350
Mac Jones	2024	2-5	.286
Steve Beuerlein	1995	1-5	.167
Mike Glennon	2020	0-5	.000
Nick Foles	2019	0-4	.000
Cody Kessler	2018	2-2	.500
Quinn Gray	2007	2-2	.500
Rob Johnson	1997	1-0	1.000
Jake Luton	2020	0-3	.000
Steve Matthews	1997	1-0	1.000
Luke McCown	2011	1-1	.500
Jonathan Quinn	1998, 2001	1-2	.333
Jay Fiedler	1999	1-0	1.000
Todd Bouman	2010	0-1	.000
Trent Edwards	2010	0-1	.000
Jamie Martin	1998	0-1	.000
C.J. Beathard	2023	1-0	1.000
<b>TOTALS</b>		<b>202-282</b>	<b>.388</b>



In 2024, QB Trevor Lawrence started 10 games and completed 172-of-284 passes (60.6 percent) for 2,045 yards and 11 touchdowns, and rushed 26 times for 119 yards and three touchdowns. Over his career (2021-24), Lawrence's 63.3 completion percentage is the highest in franchise history (min. 200 attempts). He also ranks fourth in franchise history in passing yards (13,815), completions (1,288), rushing yards (1,083) and touchdown passes (69), as well as tied-second in franchise history in rushing touchdowns by a quarterback (14) with QB Mark Brunell.



Mark Brunell was Jacksonville's first quarterback and played nine seasons for the Jaguars between 1995-2003. Brunell's .539 winning percentage is the highest in franchise history. He currently holds multiple franchise records, including passing yards (25,698), completions (2,184), touchdown passes (144) and 300-yard passing games (22) and is the only quarterback in franchise history to log multiple 400-yard passing games (two).



# ALL-TIME ROSTERS

## ALL-TIME NUMERICAL ROSTER

Gabe Davis..... 2024	0	Devin Duvernay..... 2024	12	Derek Cox..... 2009-12	28	Rasheen Mathis..... 2003-12
Calvin Ridley..... 2023		E.J. Perry..... 2023		Drayton Florence..... 2008		Damen Wheeler..... 2001
	1	Nathan Rourke..... 2023		Terry Cousin..... 2005-07		Earthwind Moreland..... 2001
Travis Etienne Jr..... 2021-24		Dede Westbrook..... 2017-20		Juran Bolden..... 2004		Shad Criss..... 2000
Dustin Colquitt..... 2020		Mike Brown..... 2012-14		Brad Franklin..... 2003		Deon Figures..... 1997-98
Matt Turk..... 2011		Luke McCown..... 2009-11		Steve Smith..... 2002		Vinnie Clark..... 1995-96
John Carney..... 2007		Paul Smith..... 2008		Aaron Beasley..... 1996-2001		
Mike Hollis..... 1995-2001		Jonathan Quinn..... 1998-2001		Deral Boykin..... 1995		
	2	Jim Miller..... 1997		Tommy Johnson..... 1995		Fred Taylor..... 1998-2008
D'Ernest Johnson..... 2024			13			Dana Hall..... 1996-97
Rayshawn Jenkins..... 2021-23		Christian Kirk..... 2022-24		Jarriar Jones..... 2024		Monty Grow..... 1995
Mike Glennon..... 2020		Michael Walker..... 2019		JaMycal Hasty..... 2022-23		
Kai Forbath..... 2018		Rashad Greene Sr..... 2015-18		Devine Ozigbo..... 2020		TeVaughn Campbell..... 2022-23
Jason Myers..... 2015-17		Tommy Streeter..... 2014		Cody Davis..... 2018-19		Brandon Rusnak..... 2019-21
Ricky Stanzl..... 2013		Kerry Taylor..... 2013		Aaron Colvin..... 2014-17		Josh Jones..... 2020
Nick Harris..... 2011		Quan Cosby..... 2012		Winston Guy..... 2013-14		Josh Robinson..... 2019
Chris Hanson..... 2001-06			14	Kevin Rutland..... 2011-12		Josh Johnson..... 2016
Steve Lindsey..... 1999-2000		Elijah Cooks..... 2023		Don Carey..... 2010		Teddy Williams..... 2014
	3	Kendrick Pryor..... 2022		William James..... 2008		Jamell Fleming..... 2013
Tyson Campbell..... 2024		Terry Godwin..... 2019-21		LaBrandon Toefield..... 2003-07		William Middleton..... 2009-12
C.J. Beathard..... 2021-23		Shane Wynn..... 2016-17		Robert Bean..... 2002		Brian Williams..... 2006-08
Brad Nortman..... 2016-17		Justin Blackmon..... 2012-13		Frank Moreau..... 2001		Chris Thompson..... 2004
Adam Podlesh..... 2007-10		Jamar Newsome..... 2011		Reggie White..... 2001		Jason Craft..... 1999-2003
Mark Royals..... 2003			15	Tavian Banks..... 1998-99		Tawambi Settles..... 1998
Tim Seder..... 2002						Ricky Parker..... 1997
Jaret Holmes..... 2001		Tim Jones..... 2022-244		Foye Oluokun..... 2022-24		Darren Carrington..... 1995
	4	Matthew Wright..... 2021		Ryquell Armstead..... 2019-21		
Tank Bigsby..... 2023-24		Gardner Minschew II..... 2019-20		C.J. Henderson..... 2020-21		Montaric Brown..... 2022-24
Josh Lambo..... 2017-2021		Allen Robinson..... 2014-17		Ryquell Armstead..... 2019		James Robinson..... 2020
Todd Bouman..... 2007, 2010		Stephen Burton..... 2013		Tyler Patmon..... 2017-18		Corey Grant..... 2016-18
Bryan Barker..... 1995-2000		Stephen Burton..... 2013		Alan Ball..... 2013-14		Jordan Todman..... 2012-14
	5	Taylor Price..... 2011		Rashad Jennings..... 2009-10, 2012		Drew Coleman..... 2011
Andre Cisco..... 2021-24		Mike Sims-Walker..... 2011		Jamaal Fudge..... 2007		Kennard Cox..... 2009
Rudy Ford..... 2021		John Broussard..... 2007		Dee Webb..... 2006		Dewayne Washington..... 2004
Quenton Meeks..... 2020			16	Ray Perryman..... 2003-04		Michael Swift..... 2000
Blake Bortles..... 2014-18		Trevor Lawrence..... 2021-24		Ike Charlton..... 2002		Darren Studstill..... 1995-96
Trent Edwards..... 2010		C.J. Board..... 2019		Anthony Johnson..... 2000		
Quinn Gray..... 2003-07		Denard Robinson..... 2013-16		Corey Chamblin..... 1999		Keilan Robinson..... 2024
Danny Boyd..... 2002		Jordan Shipley..... 2012		Cordell Taylor..... 1998		Darius Williams..... 2022-23
Jim Tarte..... 2000-01		Nate Hughes..... 2009		Randy Jordan..... 1995-97		Nathan Cottrell..... 2020-21
Todd Philcox..... 1996		Troy Edwards..... 2004				Breon Borders..... 2019
	6	Steve Matthews..... 1997		De'Antre Prince..... 2024		Jalen Myrick..... 2017
Darnell Savage..... 2024			17	Snoop Conner..... 2022-23		Davon House..... 2015-16
Chris Claybrooks..... 2020-22		Evan Engram..... 2022-24		Josiah Scott..... 2020		Jeremy Harris..... 2014
Jake Luton..... 2020		DJ Chark Jr..... 2018-20		Tyler Ervin..... 2019		Aaron Ross..... 2012
Cody Kessler..... 2018		Arrelious Benn..... 2016-17		T.J. Yeldon..... 2016-18		Ashton Youboty..... 2011
Steve Weatherford..... 2008		Toney Clemons..... 2012		Will Blackmon..... 2013-14		David Jones..... 2010
Seth Marler..... 2003-04		Chastin West..... 2011		Montell Owens..... 2006-12		Scott Starks..... 2005-06, 2009
Hayden Epstein..... 2002		John Matthews..... 2010		Kiwaukee Thomas..... 2003-04		Aaron Glenn..... 2007
	7	Cleo Lemon..... 2008		Delvin Brown..... 2001		Chris Brown..... 2003
Brian Thomas Jr..... 2024		Charles Sharon..... 2006-07		Craig Miller..... 2000		Patrick Washington..... 2001-02
Zay Jones..... 2022-23		Jimmy Redmond..... 2003		Chris Howard..... 1998-2000		Daimon Shelton..... 1997-2000
Aldrick Rosas..... 2020		Phil Stambaugh..... 2001		Rashid Gayle..... 1996		
Nick Foles..... 2019			18	Harry Colon..... 1995		Tyson Campbell..... 2021-23
Chad Henne..... 2012-17		Seth Williams..... 2023				Maurice Jones-Drew..... 2006-13
Byron Leftwich..... 2003-06		Laqun Treadwell..... 2021		Ronald Darby..... 2024		David Allen..... 2004
Richie Cunningham..... 2002		Chris Conley..... 2019-20		D'Ernest Johnson..... 2023		Marlon McCree..... 2001-03
Will Furrer..... 1998		Ace Sanders..... 2013-14		James Robinson..... 2020-21		Mike Logan..... 1997-2000
Steve Beuerlein..... 1995		Jerrell Jackson..... 2012		D.J. Hayden..... 2018-20		Vaughn Dunbar..... 1995
	8	Matt Jones..... 2005-08		Peyton Thompson..... 2014-17		
Mark Brunell..... 1995-2003		Troy Edwards..... 2003		Dwight Lowery..... 2011-13		Devin Lloyd..... 2022-24
	9			Michael Hamlin..... 2010		Dare Ogunbowale..... 2020-21
Logan Cooke..... 2018-24		C.J. Beathard..... 2024		Reggie Nelson..... 2007-09		Devine Ozigbo..... 2019
David Garrard..... 2002-10		Matt Barkley..... 2023		Ahmad Carroll..... 2006		Dave Williams..... 2018
Brad Goebel..... 1995		Collin Johnson..... 2020-21		Kenny Wright..... 2005		Chris Ivory..... 2016-17
	10	Bryan Anger..... 2012-15		Fernando Bryant..... 1999-2003		Greg Jones..... 2004-12
Mac Jones..... 2024		Tiquan Underwood..... 2009-10		Curtis Anderson..... 1997		James Trapp..... 2003
Brandon McManus..... 2023		Ernest Wilford..... 2004-07		Mickey Washington..... 1995-96		Shyrone Stith..... 2000
Riley Patterson..... 2022			19			James Stewart..... 1995-99
Laviska Shenault Jr..... 2020-21		Daniel Thomas..... 2020-24		Antonio Johnson..... 2023-24		
Donte Moncrief..... 2018		Jalen Ramsey..... 2016-19		Shaquill Griffin..... 2021-22		Gregory Junior..... 2022-23
Josh Scobee..... 2004-14		Craig Loston..... 2014-15		Jarrold Wilson..... 2017-20		Greg Mabin..... 2020
Kent Graham..... 2002		Mike Harris..... 2012-13		Josh Evans..... 2013-15		Carlos Hyde..... 2018
Roderick Robinson..... 2001		Rod Issac..... 2011		Dawan Landry..... 2011-12		Tyler Gaffney..... 2017
Jamie Martin..... 1998, 2000		David Jones..... 2011		Chevis Jackson..... 2010		Strom Hill..... 2016
	11	Terrence Wheatley..... 2010		Michael Coe..... 2009-10		Bronson Johnson..... 2014
Parker Washington..... 2023-24		Anthony Smith..... 2008		Brian Russell..... 2009		Delone Carter..... 2013
Marvin Jones Jr..... 2021-22		Kennard Cox..... 2009		Kennard Cox..... 2008		Jalen Parmele..... 2012
Marqise Lee..... 2014-19		Pierson Prioleau..... 2008		Omare Hand..... 2008		T.J. Heath..... 2011
Blaine Gabbert..... 2011-13		Scott Starks..... 2007		Sammy Knight..... 2007		Trumaine McBride..... 2011
Mike Sims-Walker..... 2009-10		Donovin Darius..... 1998-2006		David Richardson..... 2004-06		Chauncey Washington..... 2008
Reggie Williams..... 2004-08		Ainsley Battles..... 2001-02		Blue Adams..... 2003		Lamont Thompson..... 2007
Jay Fiedler..... 1999		Rayna Stewart..... 1999-2000		Kevin Devine..... 1997-98		Alvin Pearson..... 2005-06
Rob Johnson..... 1995-97		Rogerick Green..... 1995		Rogerick Green..... 1995		David Allen..... 2003
	12	Christian Braswell..... 2023				Stacey Mack..... 1999-2002
	13	Sidney Jones Iv..... 2020		Antonio Johnson..... 2023-24		Zack Crockett..... 1998
	14	A.J. Bouye..... 2017-19		Shaquill Griffin..... 2021-22		Roger Graham..... 1996
	15	Prince Amukamara..... 2016		Jarrold Wilson..... 2017-20		Reggie Cobb..... 1995
	16	Toby Gerhart..... 2014-15		Josh Evans..... 2013-15		
	17	Justin Forsett..... 2013-16		Dawan Landry..... 2011-12		Ayo Oyelola..... 2023
	18			Chevis Jackson..... 2010		Parry Nickerson..... 2019
	19			Michael Coe..... 2009-10		Jarrold Harper..... 2017
	20			Brian Russell..... 2009		
	21			Kennard Cox..... 2008		
	22			Omare Hand..... 2008		
	23			Sammy Knight..... 2007		
	24			David Richardson..... 2004-06		
	25			Blue Adams..... 2003		
	26			Ainsley Battles..... 2001-02		
	27			Rayna Stewart..... 1999-2000		
	28			Kevin Devine..... 1997-98		
	29			Rogerick Green..... 1995		
	30					
	31					
	32					
	33					
	34					
	35					



# ALL-TIME ROSTERS

Demetrius McCray ..... 2013-15  
 Keith Toston..... 2012  
 Deji Karim..... 2010-11  
 Deke Cooper..... 2003-05  
 Elvis Joseph..... 2001-02  
 Le'Shai Maston..... 1995-96

## 36

Mekhi Sargent..... 2021-22  
 Luq Barcoo..... 2020-21  
 Ronnie Harrison..... 2018-19  
 Sherrod Martin..... 2014  
 Antwaun Molden..... 2012  
 Courtney Greene..... 2009-11  
 Isaiah Gardner..... 2008  
 Derrick Wimbush..... 2005-06  
 Renard Cox..... 2001  
 Ron Jones..... 1998  
 Ryan Christopherson..... 1995-96

## 37

Tre Flowers ..... 2024  
 Tre Herndon ..... 2019-23  
 Johnathan Cyprien..... 2013-16  
 Morgan Trent..... 2011  
 Sean Considine..... 2009-10  
 Calvin Lowry..... 2008  
 Deon Grant..... 2004-06  
 David Young..... 2003  
 Carnell Lake ..... 1999-2000  
 Chris Hudson..... 1996-98

## 38

Andre Cisco ..... 2021  
 C.J. Reavis..... 2018  
 Brandon Wilds..... 2018  
 Sergio Brown ..... 2015  
 Tommie Campbell..... 2014  
 Antwon Blake..... 2012  
 C.C. Brown..... 2011  
 Darcel McBeth..... 2011  
 Brian Witherspoon..... 2008-09  
 Chris Roberson..... 2005-06  
 Dan Alexander..... 2002  
 Blaine McElmurry..... 1998-99  
 Mike Dumas..... 1995

## 39

Cam Little..... 2024  
 Jamal Agnew..... 2021-23  
 Doug Middleton..... 2019-20  
 Tashaun Gipson Sr..... 2016-18  
 Richard Murphy..... 2012  
 Alvin Pearman..... 2008  
 Chris Parker..... 1997

## 40

Erick Hallett II ..... 2023  
 Jamir Jones..... 2021  
 Brandon Rusnak..... 2019-20  
 Tommy Bohanon..... 2017-18  
 DuJuan Harris..... 2011  
 Rich Alexis..... 2005  
 Malaefoe MacKenzie..... 2003  
 Robert Massey..... 1996  
 Gordon Laro..... 1995

## 41

Josh Hines-Allen..... 2019-24  
 Tre Herndon ..... 2018  
 Nick Marshall ..... 2015  
 Akwasi Owusu-Ansah..... 2011  
 Tyrone Brackenridge..... 2009-10  
 Nick Sorensen..... 2003-06  
 Kiwaukee Thomas..... 2000-02  
 Dave Thomas..... 1995-99

## 42

Andrew Wingard..... 2019-24  
 Barry Church..... 2017-18  
 Chris Proskinski..... 2011-14  
 Gerald Alexander..... 2009-10  
 Chad Nkang..... 2007-08  
 Jamaal Fudge..... 2006  
 Anthony Mitchell..... 2003  
 James Boyd..... 2001-02  
 Chad Dukes..... 2000  
 Ricky Bell..... 1996

## 43

Joe Giles-Harris..... 2024  
 Derek Parish..... 2023  
 Elijah Sullivan..... 2021  
 Joe Giles-Harris..... 2019-20  
 Quenton Meeks..... 2018  
 i'Tavius Mathers..... 2017  
 Chris Harris..... 2012  
 Gerald Sensabaugh..... 2005-08  
 Jermaine Williams..... 2000  
 George Jones..... 1998

## 44

Travon Walker..... 2022-24  
 Myles Jack..... 2016-21  
 Brock Bolen..... 2009-11  
 Marc Edwards..... 2003-04  
 Bryan Dickerson..... 1995

## 45

K'Lavon Chaisson..... 2020-23  
 Matt Overton..... 2017-18  
 Will Ta'ufu'ou..... 2012-14  
 Chris Fuamatu-Ma'afala..... 2003-04  
 Erik Olson..... 2000  
 JoJuan Armour..... 1999  
 Travis Davis..... 1995-98

## 46

Ross Maticsik ..... 2020-24  
 Matt Orzech..... 2019  
 Carson Tinker..... 2013-18

## 47

De'Shaan Dixon..... 2022-23  
 Joe Schobert..... 2020  
 Jake Ryan..... 2019  
 Martrell Spaight..... 2018  
 Jarrod Wilson..... 2016

## 48

Chad Muma..... 2022-24  
 Dylan Moses..... 2021  
 Leon Jacobs..... 2018-21  
 Alex Ellis..... 2016  
 Jeremy Cain..... 2009-12  
 Chris Griffin..... 1996

## 49

Arden Key..... 2022  
 Chapelle Russell..... 2021  
 Bruce Miller..... 2020  
 Colin Holba..... 2017  
 Ty Hallock..... 1997

## 50

Shaquille Quarterman..... 2020-23  
 Telvin Smith Sr..... 2014-18  
 Russell Allen..... 2009-13  
 Tony Gilbert..... 2003-07  
 Joe Wesley..... 2001  
 Erik Storz..... 1998-2000  
 Eddie Robinson..... 1996-97  
 Tom Myslinski..... 1995

## 51

Ventrell Miller..... 2024  
 Paul Posluszny..... 2011-17  
 Clint Ingram..... 2006-09  
 Akin Ayodele..... 2002-05  
 Kevin Hardy..... 1996-01  
 Mark Williams..... 1995

## 52

DaVon Hamilton..... 2020-24  
 Najee Goode..... 2019  
 Donald Payne..... 2017-18  
 Hayes Pullard III..... 2015-16  
 J.T. Thomas..... 2013-14  
 Daryl Smith..... 2004-12  
 Eric Westmoreland..... 2001-03  
 Brant Boyer..... 1995-2000

## 53

Dakota Allen..... 2020-21  
 Blair Brown..... 2017-18  
 Sean Porter..... 2015  
 John Lotulelei..... 2013, 2015  
 Kyle Knox..... 2013  
 Brandon Marshall..... 2012  
 Eric Alexander..... 2010  
 Slade Norris..... 2010  
 Bryan Smith..... 2009  
 Thomas Williams..... 2008  
 Shantee Orr..... 2007  
 Pat Thomas..... 2005-07  
 Hakim Akbar..... 2003  
 T.J. Slaughter..... 2000-03  
 Eddie Mason..... 1998  
 Nate Dingle..... 1996  
 Santo Stephens..... 1995

## 54

D.J. Coleman..... 2023  
 Ty Summers..... 2022  
 Cassius Marsh Sr..... 2020  
 Donald Payne..... 2019  
 Eli Ankou..... 2017-18  
 Joplo Bartu..... 2015  
 Jeremiah George..... 2014  
 Nate Stupar..... 2013  
 Greg Jones III..... 2012

Alvin Bowen..... 2010  
 Quentin Groves..... 2009  
 Mike Peterson..... 2003-08  
 Donny Green..... 2001  
 Troy Pelshak..... 2000  
 Chester Burnett..... 1999  
 James Hamilton..... 1997-98  
 Ty Hallock..... 1996  
 Keith Goganious..... 1995

## 55

Dequan Jackson..... 2023  
 Kamalei Correa..... 2020  
 Lereatee McCray..... 2017-21  
 Dan Skuta..... 2015-16  
 Geno Hayes..... 2013-14  
 Clint Session..... 2011  
 Kirk Morrison..... 2010  
 Chris Harrington..... 2009  
 Adam Seward..... 2009  
 Roy Manning..... 2007  
 Nick Greisen..... 2006  
 Greg Favors..... 2004-05  
 Danny Clark..... 2000-03  
 Tom McManus..... 1995-99

## 56

Yasir Abdullah..... 2023-24  
 Quincy Williams..... 2019-20  
 Dante Fowler Jr..... 2015-18  
 LaRoy Reynolds..... 2013-15  
 Kyle Bosworth..... 2011-12  
 Justin Durant..... 2007-10  
 Kenny Pettway..... 2006  
 Jason Gildon..... 2004  
 Deon Humphrey..... 2003  
 Shannon Taylor..... 2003  
 Bobby Brooks..... 2002  
 Hardy Nickerson..... 2000-01  
 Lonnie Marts..... 1999  
 Jeff Lageman..... 1995-98

## 57

Caleb Johnson..... 2022-24  
 D.J. Alexander..... 2019  
 Nick Deluca..... 2018  
 Thurston Armbrister..... 2015  
 A.J. Edds..... 2014  
 Dekoda Watson..... 2014  
 Julian Stanford..... 2012  
 Kevin Bentley..... 2011  
 Torrance Daniels..... 2009  
 James Wyche..... 2009  
 Tim Shaw..... 2008  
 Brent Hawkins..... 2006-07  
 Jamie Winborn..... 2005  
 Tommy Hendricks..... 2004  
 Joseph Tuipala..... 2001-02  
 Corey Terry..... 1999  
 Reggie Lowe..... 1998  
 Jeff Kopp..... 1996-98

## 58

Doug Costin..... 2020-21  
 Austin Calitro..... 2019  
 Jordan Tripp..... 2015  
 Khairi Fortt..... 2014  
 Jason Babin..... 2012-13  
 Aaron Morgan..... 2012  
 Stephen Franklin..... 2011  
 Jacob Cutrera..... 2010  
 Marquis Cooper..... 2007  
 Jorge Cordova..... 2004-07  
 Hugh Douglas..... 2003  
 Wali Rainer..... 2002  
 Jeff Posey..... 2001  
 Lonnie Marts..... 2000  
 Bryan Schwartz..... 1995-99

## 59

Myles Cole..... 2024  
 Tyrell Adams..... 2021  
 Aaron Lynch..... 2020  
 Carroll Phillips..... 2017  
 Arthur Brown..... 2016  
 Ryan Davis..... 2012-15  
 Jammie Kirlew..... 2011  
 Mike Lockley..... 2011  
 Larry Hart..... 2010  
 Brian Iwuh..... 2006-09  
 Tracy White..... 2005  
 Jimmy McClain..... 2004  
 Keith Mitchell..... 2003  
 Edward Thomas..... 2000-02  
 Reggie Clark..... 1995-96

## 60

Darryl Williams..... 2022-23  
 A.J. Cann..... 2015-21  
 Mike Brewster..... 2012-13

Sammy Williams..... 2003

## 61

Stefen Wisniewski..... 2015  
 Dan Connolly..... 2005-06  
 Emarlos Leroy..... 1999

## 62

Javon Foster ..... 2024  
 K.C. McDermott..... 2020-21  
 John Estes..... 2011  
 Dennis Norman..... 2004-08  
 Ben Coleman..... 1995-99

## 63

Brad Meester..... 2000-13  
 Michael Cheever..... 1996-98  
 Frank Cornish..... 1995

## 64

Jimmy Murray..... 2023  
 Coy Cronk..... 2021-23  
 Chris Reed..... 2016-18  
 Drew Novak..... 2013  
 Cecil Newton..... 2009  
 Milford Brown..... 2008  
 Jamar Nesbit..... 2003  
 Aaron Koch..... 2000-02  
 John Jurkovic..... 1996-98

## 65

Mitch Morse..... 2024  
 Brandon Linder..... 2014-21  
 Will Rackley..... 2011, 2013  
 Kynan Forney..... 2009  
 Chris Naeole..... 2002-08  
 Quentin Neujahr..... 1998-2000  
 Bronzell Miller..... 1995

## 66

Jacques McClendon..... 2013-14  
 Steve Vallos..... 2012  
 Justin Smiley..... 2010  
 Derek Landri..... 2007-09  
 Brett Romberg..... 2003-05  
 John Wade..... 1998-2002  
 Greg Huntington..... 1996-97  
 Shawn Bouwens..... 1995

## 67

Chandler Brewer..... 2023  
 John Miller..... 2022  
 Austin Pasztor..... 2012-14  
 Jason Spitz..... 2011  
 Vince Manuwai..... 2003-10  
 Daryl Terrell..... 2002  
 Gannon Shepherd..... 2000-01  
 Steve Ingram..... 1999  
 Jeff Novak..... 1995-98

## 68

Brandon Scherff..... 2022-24  
 Andrew Norwell..... 2021  
 Kelvin Beachum..... 2016  
 Zane Beadles..... 2014-15  
 Guy Whimper..... 2010-12  
 Derrick Fletcher..... 2004-05  
 Brenden Stai..... 2000  
 Mark Nori..... 1997-98  
 Bruce Wilkerson..... 1995

## 69

Tyler Shatley..... 2014-23  
 Leger Douzable..... 2010-11  
 Khalif Barnes..... 2005-08  
 Roger Chanoine..... 2002  
 Mark Baniewicz..... 2000-01  
 Eugene Chung..... 1995

## 70

Cole Van Lanen..... 2022-24  
 Jared Hocker..... 2021  
 Luke Bowanko..... 2014-16  
 Cameron Stephenson..... 2009  
 Todd Wade..... 2008  
 Wayne Hunter..... 2006  
 Bob Whitfield..... 2004  
 Patrick Venzke..... 2001

## 71

Tony Boselli..... 1995-2001

## 72

Walker Little..... 2021-24  
 Josh Wells..... 2014-18  
 Mark Asper..... 2012  
 Herb Taylor..... 2012  
 Kevin Haslam..... 2010  
 Tra Thomas..... 2009  
 Jordan Black..... 2008



# ALL-TIME ROSTERS

Charles Spencer ..... 2008  
 Mike Pearson ..... 2002-05  
 Derrick Chambers ..... 2001  
 Steve Zahursky ..... 2001  
 Leon Searcy ..... 1996-2000

## 73

Blake Hance ..... 2022-24  
 Badara Traore ..... 2021  
 Josh Walker ..... 2017-18  
 Eben Britton ..... 2009-12  
 Jimmy Kennedy ..... 2008  
 Stockar McDougle ..... 2006-07  
 Dave Kadela ..... 2002  
 Jeff Smith ..... 2000-01  
 Brian DeMarco ..... 1995-98

## 74

Cam Robinson ..... 2017-24  
 Sam Young ..... 2013-15  
 Aaron Kampman ..... 2010-11  
 Maurice Williams ..... 2001-09  
 Joe Chustz ..... 2000  
 Chris White ..... 1999  
 Lamanzar Williams ..... 1998  
 Jimmy Herndon ..... 1996

## 75

Cooper Hodges ..... 2024  
 Jawaan Taylor ..... 2019-22  
 Ereck Flowers ..... 2018  
 Jared Odrick ..... 2015-16  
 Drake Nevis ..... 2013  
 Eugene Monroe ..... 2009-13  
 Stefan Rodgers ..... 2008  
 Marcellus Wiley ..... 2005-06  
 Michael Mason ..... 2000  
 Eric Curry ..... 1998-99

## 76

Ezra Cleveland ..... 2023-24  
 Will Richardson Jr. .... 2018-21  
 Luke Joeckel ..... 2013-16  
 Daniel Baldridge ..... 2010, 2012  
 Richard Collier ..... 2006-07  
 Ephraim Salaam ..... 2004-05  
 Leander Jordan ..... 2002-03  
 Dwayne Ledford ..... 2000  
 Rich Tylski ..... 1996-99

## 77

Anton Harrison ..... 2023-24  
 Cedric Ogbuehi ..... 2019  
 Patrick Omahame ..... 2016-18  
 Uche Nwaneri ..... 2007-13  
 Mike Compton ..... 2004  
 Marques Ogden ..... 2003  
 Zach Wiegert ..... 1999-2002  
 Andre Davis ..... 1996

## 78

Ben Bartch ..... 2020-23  
 Jermeay Parnell ..... 2015-18  
 Cameron Bradfield ..... 2011-14  
 Jordan Black ..... 2009-10  
 Tutan Reyes ..... 2007-08  
 Elton Patterson ..... 2004, 2006  
 Martin Chase ..... 2005  
 Todd Fordham ..... 1997-2002  
 Greg Huntington ..... 1995

## 79

Luke Fortner ..... 2022-24  
 Corey Robinson ..... 2018  
 Jordan Hill ..... 2016  
 Red Bryant ..... 2014  
 Tony Pashos ..... 2007-08  
 Drew Inzer ..... 2002  
 Reggie Nelson ..... 2000  
 Anthony Cesario ..... 1999  
 Dave Widell ..... 1995-97

## 80

James O'Shaughnessy ..... 2017-21  
 Julius Thomas ..... 2015-16  
 Jeremy Ebert ..... 2013  
 Mike Thomas ..... 2009-12  
 Jerry Porter ..... 2008  
 Isaac Smolko ..... 2007  
 Kyle Brady ..... 1999-2006  
 Willie Jackson ..... 1995-97

## 81

Josiah Deguara ..... 2024  
 Josh Hammond ..... 2020-21  
 Niles Paul ..... 2018  
 Mychal Rivera ..... 2017  
 Bryan Walters ..... 2015-16  
 Mickey Shuler ..... 2014  
 Lamaar Thomas ..... 2013

Laurent Robinson ..... 2012  
 Kassim Osgood ..... 2010-11  
 Torry Holt ..... 2009  
 Mike Walker ..... 2008  
 Matthew Hatchette ..... 2003  
 Bobby Shaw ..... 2002  
 R. Jay Soward ..... 2000-01  
 Will Moore ..... 1997-98  
 Chris Griffin ..... 1996  
 Andre Rison ..... 1996  
 Desmond Howard ..... 1995

## 82

Jimmy Smith ..... 1995-2005

## 83

Jacob Harris ..... 2023  
 Ben Koyack ..... 2016-19  
 Tavarres King ..... 2014  
 Tobais Palmer ..... 2013  
 Stephen Williams ..... 2013  
 Stephen Spach ..... 2012  
 Maurice Stovall ..... 2012  
 Colin Cloherty ..... 2011-12  
 Jason Hill ..... 2010-11  
 Greg Estandia ..... 2007-09  
 Todd Yoder ..... 2004-05  
 Kevin Johnson ..... 2003  
 J.J. Stokes ..... 2003  
 Pete Mitchell ..... 1995-98, 2002  
 Joe Zelenka ..... 2001  
 Greg DeLong ..... 2000  
 Ryan Neufeld ..... 2000  
 Lenzie Jackson ..... 1999

## 84

Chris Manhertz ..... 2021-22  
 Keelan Cole Sr. .... 2017-20  
 Tony Washington ..... 2015  
 Cecil Shorts III ..... 2011-14  
 Troy Williamson ..... 2008-09  
 Chad Owens ..... 2005-07  
 Jermaine Lewis ..... 2003-04  
 Patrick Johnson ..... 2002  
 Sean Dawkins ..... 2001  
 Reggie Bartow ..... 1996-2000  
 Ernest Givins ..... 1995  
 Terrence Warren ..... 1995

## 85

Brenton Strange ..... 2023-24  
 Dan Arnold ..... 2021-22  
 Eric Saubert ..... 2020  
 Charles Jones ..... 2019  
 Jaydon Mickens ..... 2017-18  
 Nic Jacobs ..... 2014-15  
 D.J. Williams ..... 2013  
 Fendi Onobun ..... 2011  
 Martin Rucker ..... 2011  
 Ernest Wilford ..... 2009-10  
 Richard Angulo ..... 2007-08  
 Cortez Hankton ..... 2003-06  
 Henry Douglas ..... 2002  
 Kevin Lockett ..... 2002  
 Damon Gibson ..... 2001-02  
 Rich Griffith ..... 1995-2000

## 86

Ben Ellefson ..... 2020  
 Nick O'Leary ..... 2019  
 David Grinnage ..... 2018  
 Clay Harbor ..... 2013-15  
 Micheal Spurlock ..... 2012  
 Zach Miller ..... 2009-11  
 Dennis Northcutt ..... 2007-08  
 Brian Jones ..... 2004-05  
 Troy Edwards ..... 2003  
 Micah Ross ..... 2001-03  
 Alvis Whitted ..... 1998-2001  
 Derek Brown ..... 1995-97

## 87

Josh Reynolds ..... 2024  
 Josh Pederson ..... 2023  
 Tyler Davis ..... 2020-21  
 Geoff Swaim ..... 2019  
 Blake Bell ..... 2018  
 Neal Sterling ..... 2015-16  
 Allen Reisner ..... 2013  
 Kevin Elliott ..... 2012  
 Jarett Dillard ..... 2009-2011  
 George Wrihster ..... 2003-08  
 Jimmy Redmond ..... 2002  
 Keenan McCardell ..... 1996-2001  
 Cedric Tillman ..... 1995

## 88

Jeff Cotton Jr. .... 2021  
 Tyler Eifert ..... 2020  
 Seth DeValve ..... 2019

Allen Hurns ..... 2014-17  
 Danny Noble ..... 2013  
 Zach Potter ..... 2009-12  
 Joe Zelenka ..... 2002-08  
 Damon Jones ..... 1997-2001  
 Kendrick Bullard ..... 1996  
 Ty Hallock ..... 1996  
 Craig Keith ..... 1995

## 89

Luke Farrell ..... 2021-24  
 Josh Oliver ..... 2019  
 Austin Seferian-Jenkins ..... 2018  
 Mercedes Lewis ..... 2006-17  
 Chris Luzar ..... 2002-03  
 Ryan Prince ..... 2001  
 Randal Williams ..... 2001  
 Emanuel Smith ..... 2000  
 Troy Sadowski ..... 1998  
 Curtis Marsh ..... 1995-96

## 90

Ezezi Otomewo ..... 2024  
 Angelo Blackson ..... 2023  
 Malcom Brown ..... 2021  
 Taven Bryan ..... 2018-21  
 Malik Jackson ..... 2016  
 Andre Branch ..... 2012-15  
 Matt Roth ..... 2011  
 C.J. Mosley ..... 2010  
 Julius Williams ..... 2009  
 Mkristo Bruce ..... 2008  
 Grady Jackson ..... 2007  
 James Wyche ..... 2006  
 Derrick Ransom ..... 2004  
 Tony Brackens ..... 1996-2003  
 James Williams ..... 1995

## 91

Arik Armstead ..... 2024  
 Dawuane Smoot ..... 2021-23  
 Yannick Ngakoue ..... 2016-19  
 Chris Clemons ..... 2014-15  
 Abry Jones ..... 2013  
 George Selvie ..... 2011-12  
 Derrick Harvey ..... 2008-10  
 Kenny Pettway ..... 2007  
 Anthony Maddox ..... 2004-05  
 Marco Coleman ..... 2002  
 Seth Payne ..... 1997-01  
 Paul Frase ..... 1995-96

## 92

Ezezi Otomewo ..... 2023  
 Jordan Smith ..... 2021  
 Caraun Reid ..... 2019  
 Lyndon Johnson ..... 2018  
 Sheldon Day ..... 2016  
 Don Davey ..... 1995-98  
 James Roberson ..... 1999  
 Rob Meier ..... 2000-09  
 Austen Lane ..... 2010-12  
 Brandon Deaderick ..... 2013  
 Ziggy Hood ..... 2014

## 93

Tyler Lacy ..... 2023-24  
 Daniel Ross ..... 2020-21  
 Calais Campbell ..... 2017-19  
 Tyson Alualu ..... 2010-16  
 Greg Peterson ..... 2009  
 Quentin Groves ..... 2008  
 Bobby McCray ..... 2004-07  
 Stalin Colinet ..... 2002  
 Javor Mills ..... 2002  
 Emarlos Leroy ..... 2000  
 Kevin Landolt ..... 1999  
 Jose White ..... 1998  
 Esera Tuaolo ..... 1997  
 Ernie Logan ..... 1995-96

## 94

Maason Smith ..... 2024  
 Folorunso Fatukasi ..... 2022-23  
 Dawuane Smoot ..... 2017-20  
 Jeremy Mincey ..... 2006-08, 2010-13  
 Jeremy Navarre ..... 2009  
 Montavious Stanley ..... 2006  
 Jim Davis ..... 2005-06  
 Lionel Barnes ..... 2003-04  
 Larry Smith ..... 1999-2002  
 Kelvin Pritchett ..... 1995-98

## 95

Roy Robertson-Harris ..... 2021-24  
 Abry Jones ..... 2014-20  
 D'Anthony Smith ..... 2012  
 Corvey Irvin ..... 2011  
 Montavious Stanley ..... 2009  
 Paul Spicer ..... 2000-08

Bryce Paup ..... 1998-99  
 Jose White ..... 1997  
 Mike Thompson ..... 1995

## 96

Adam Gotsis ..... 2020-23  
 Michael Bennett ..... 2015-17  
 Jordan Miller ..... 2013  
 Terrance Knighton ..... 2009-12  
 Tony McDaniel ..... 2006-08  
 Willie Blade ..... 2004  
 Eddie Freeman ..... 2004  
 Matt Leonard ..... 2003  
 Chris Combs ..... 2002  
 Gary Walker ..... 1999-2001  
 Fernando Smith ..... 1998  
 Clyde Simmons ..... 1996-97  
 Bernard Carter ..... 1995  
 Ashley Sheppard ..... 1995

## 97

Henry Mondeaux ..... 2023  
 Ross Blacklock ..... 2023  
 Jay Tufele ..... 2021  
 Akeem Spence ..... 2019  
 Malik Jackson ..... 2017-18  
 Roy Miller III ..... 2013-16  
 John Chick ..... 2011-12  
 Aaron Morgan ..... 2010  
 Reggie Hayward ..... 2005-09  
 Brandon Green ..... 2003-04  
 Clenton Ballard ..... 2002  
 Renaldo Wynn ..... 1997-2001  
 Juan Hammonds ..... 1996  
 Ray Hall ..... 1995

## 98

Jordan Jefferson ..... 2024  
 Corey Peters ..... 2022  
 Dontavious Russell ..... 2019  
 Chris Smith ..... 2014-16  
 Kyle Love ..... 2013  
 Jeris Pendleton ..... 2012  
 Nate Collins ..... 2010-11  
 John Henderson ..... 2003-09  
 David Richie ..... 2000  
 Regan Upshaw ..... 1999  
 Jabbar Threats ..... 1997-98  
 Corey Mayfield ..... 1995

## 99

Jeremiah Ledbetter ..... 2022-24  
 Daniel Ekuale ..... 2020  
 Marcell Dareus ..... 2017-19  
 Sen'Derrick Marks ..... 2013-16  
 C.J. Mosley ..... 2011-12  
 Landon Cohen ..... 2010  
 Atiyah Ellison ..... 2008-09  
 Marcus Stroud ..... 2001-07  
 Joel Smeenge ..... 1995-2000

*(active one or more games on the 53-man roster)*



# YEAR-BY-YEAR RESULTS

## 1995

**Record:** 4-12 (.250) • **Home:** 2-6 (.250) • **Away:** 2-6 (.250)  
 5th AFC Central • **vs. Division:** 4-4 (.500) • **vs. Conference:** 4-8 (.333)  
**Head Coach:** Tom Coughlin

Date	Opponent	Result	Attendance
Sept. 3	Houston Oilers	L, 10-3	72,363
Sept. 10	at Cincinnati Bengals	L, 24-17	48,318
Sept. 17	at New York Jets	L, 27-10	49,970
Sept. 24	Green Bay Packers	L, 24-14	66,744
Oct. 1	at Houston Oilers	W, 17-16	36,346
Oct. 8	Pittsburgh Steelers	W, 20-16	72,042
Oct. 15	Chicago Bears	L, 30-27	72,020
Oct. 22	at Cleveland Browns	W, 23-15	64,405
Oct. 29	at Pittsburgh Steelers	L, 24-7	54,516
[WEEK 10 - BYE WEEK]			
Nov. 12	Seattle Seahawks	L, 47-30	71,290
Nov. 19	at Tampa Bay Buccaneers	L, 17-16	71,629
Nov. 26	Cincinnati Bengals	L, 17-13	68,249
Dec. 3	at Denver Broncos	L, 31-23	72,231
Dec. 10	Indianapolis Colts	L, 41-31	66,099
Dec. 17	at Detroit Lions	L, 44-0	70,204
Dec. 24	Cleveland Browns	W, 24-21	66,007

## 1996

**Record:** 9-7 (.563) • **Home:** 7-1 (.875) • **Away:** 2-6 (.250)  
 2nd AFC Central • **vs. Division:** 5-3 (.625) • **vs. Conference:** 7-5 (.583)  
**Head Coach:** Tom Coughlin

Date	Opponent	Result	Attendance
Sept. 1	Pittsburgh Steelers	W, 24-9	70,210
Sept. 8	Houston Oilers	L, 34-27	66,468
Sept. 15	at Oakland Raiders	L, 17-3	46,291
Sept. 22	at New England	L, 28-25 (OT)	59,446
Sept. 29	Carolina Panthers	W, 24-14	71,537
Oct. 6	at New Orleans Saints	L, 17-13	34,231
Oct. 13	New York Jets	W, 21-17	65,699
Oct. 20	at St. Louis Rams	L, 17-14	60,066
Oct. 27	at Cincinnati Bengals	L, 28-21	45,890
[WEEK 10 - BYE WEEK]			
Nov. 10	Baltimore Ravens	W, 30-27	64,628
Nov. 17	at Pittsburgh Steelers	L, 28-3	58,879
Nov. 24	at Baltimore Ravens	W, 28-25 (OT)	57,384
Dec. 1	Cincinnati Bengals	W, 30-27	57,408
Dec. 8	at Houston Oilers	W, 23-17	20,196
Dec. 15	Seattle Seahawks	W, 20-13	66,134
Dec. 22	Atlanta Falcons	W, 19-17	71,449

### AFC Wild Card game

Dec. 28 at Buffalo Bills W, 30-27 70,213

### AFC Divisional game

Jan. 4 at Denver Broncos W, 30-27 75,678

### AFC Championship game

Jan. 12 at New England Patriots L, 20-6 60,190

## 1997

**Record:** 11-5 (.688) • **Home:** 7-1 (.875) • **Away:** 4-4 (.500)  
 2nd AFC Central • **vs. Division:** 6-2 (.750) • **vs. Conference:** 9-3 (.750)  
**Head Coach:** Tom Coughlin

Date	Opponent	Result	Attendance
Aug. 31	at Baltimore Ravens	W, 28-27	61,018
Sept. 7	New York Giants	W, 40-13	70,581
[WEEK 3 - BYE WEEK]			
Sept. 22	Pittsburgh Steelers	W, 30-21	73,016
Sept. 28	at Washington	L, 24-12	74,421
Oct. 5	Cincinnati Bengals	W, 21-13	67,128
Oct. 12	Philadelphia Eagles	W, 38-21	69,150
Oct. 19	at Dallas Cowboys	L, 26-22	64,464
Oct. 26	at Pittsburgh Steelers	L, 23-17 (OT)	57,011
Nov. 2	at Tennessee Oilers	W, 30-24	27,208
Nov. 9	Kansas City Chiefs	W, 24-10	70,444
Nov. 16	Tennessee Oilers	W, 17-9	70,070
Nov. 23	at Cincinnati Bengals	L, 31-26	55,158
Nov. 30	Baltimore Ravens	W, 29-27	63,712
Dec. 7	New England Patriots	L, 26-20	73,446
Dec. 14	at Buffalo Bills	W, 20-14	41,231
Dec. 21	at Oakland Raiders	W, 20-9	40,032

### AFC Wild Card Playoff game

Dec. 27 at Denver Broncos L, 42-17 74,481

## 1998

**Record:** 11-5 (.688) • **Home:** 7-1 (.875) • **Away:** 4-4 (.500)  
 1st AFC Central • **vs. Division:** 6-2 (.750) • **vs. Conference:** 8-4 (.667)  
**Head Coach:** Tom Coughlin

Date	Opponent	Result	Attendance
Sept. 6	at Chicago Bears	W, 24-23	55,614
Sept. 13	Kansas City Chiefs	W, 21-16	69,821
Sept. 20	Baltimore Ravens	W, 24-10	67,069
Sept. 27	at Tennessee Oilers	W, 27-22	34,656
[WEEK 5 - BYE WEEK]			
Oct. 12	Miami Dolphins	W, 28-21	74,051
Oct. 18	at Buffalo Bills	L, 17-16	77,635
Oct. 25	at Denver Broncos	L, 37-24	75,217
Nov. 1	at Baltimore Ravens	W, 45-19	68,915
Nov. 8	Cincinnati Bengals	W, 24-11	67,040
Nov. 15	Tampa Bay Buccaneers	W, 29-24	72,974
Nov. 22	at Pittsburgh Steelers	L, 30-15	59,124
Nov. 29	at Cincinnati Bengals	W, 34-17	55,432
Dec. 6	Detroit Lions	W, 37-22	70,717
Dec. 13	Tennessee Oilers	L, 16-13	65,657
Dec. 20	at Minnesota Vikings	L, 50-10	64,363
Dec. 28	Pittsburgh Steelers	W, 21-3	74,143

### AFC Wild Card game

Jan. 3 New England Patriots W, 25-10 71,139

### AFC Divisional game

Jan. 10 at New York Jets L, 34-24 78,817

## 1999

**Record:** 14-2 (.875) • **Home:** 7-1 (.875) • **Away:** 7-1 (.875)  
 1st AFC Central • **vs. Division:** 8-2 (.800) • **vs. Conference:** 10-2 (.833)  
**Head Coach:** Tom Coughlin

Date	Opponent	Result	Attendance
Sept. 12	San Francisco 49ers	W, 41-3	68,678
Sept. 19	at Carolina Panthers	W, 22-20	64,261
Sept. 26	Tennessee Titans	L, 20-19	61,502
Oct. 3	at Pittsburgh Steelers	W, 17-3	57,308
Oct. 11	at New York Jets	W, 16-6	78,216
Oct. 17	Cleveland Browns	W, 24-7	62,047
[WEEK 7 - BYE WEEK]			
Oct. 31	at Cincinnati Bengals	W, 41-10	49,138
Nov. 7	at Atlanta Falcons	W, 30-7	68,466
Nov. 14	Baltimore Ravens	W, 6-3	67,391
Nov. 21	New Orleans Saints	W, 41-23	69,772
Nov. 28	at Baltimore Ravens	W, 30-23	68,428
Dec. 2	Pittsburgh Steelers	W, 20-6	68,806
Dec. 13	Denver Broncos	W, 27-24	71,357
Dec. 19	at Cleveland Browns	W, 24-14	72,038
Dec. 26	at Tennessee Titans	L, 41-14	66,641
Jan. 2	Cincinnati Bengals	W, 24-7	70,532

### AFC Divisional game

Jan. 15 Miami Dolphins W, 62-7 75,173

### AFC Championship game

Jan. 23 Tennessee Titans L, 33-14 75,206

## 2000

**Record:** 7-9 (.438) • **Home:** 4-4 (.500) • **Away:** 3-5 (.375)  
 4th AFC Central • **vs. Division:** 5-5 (.500) • **vs. Conference:** 5-7 (.417)  
**Head Coach:** Tom Coughlin

Date	Opponent	Result	Attendance
Sept. 3	at Cleveland Browns	W, 27-7	72,418
Sept. 10	at Baltimore Ravens	L, 39-36	68,843
Sept. 17	Cincinnati Bengals	W, 13-0	45,653
Sept. 25	at Indianapolis Colts	L, 43-14	56,816
Oct. 1	Pittsburgh Steelers	L, 24-13	64,351
Oct. 8	Baltimore Ravens	L, 15-10	65,194
Oct. 16	at Tennessee Titans	L, 27-13	68,498
Oct. 22	Washington	L, 35-16	69,061
Oct. 29	at Dallas Cowboys	W, 23-17 (OT)	63,554
[WEEK 10 - BYE WEEK]			
Nov. 12	Seattle Seahawks	L, 28-21	68,063
Nov. 19	at Pittsburgh Steelers	W, 34-24	50,925



# YEAR-BY-YEAR RESULTS

Nov. 26		Tennessee Titans	W, 16-13	65,454
Dec. 3		Cleveland Browns	W, 48-0	51,262
Dec. 10		Arizona Cardinals	W, 44-10	53,472
Dec. 17	at	Cincinnati Bengals	L, 17-14	50,469
Dec. 23	at	New York Giants	L, 28-15	77,924

## 2001

Record: 6-10 (.375) • Home: 3-5 (.375) • Away: 3-5 (.375)  
5th AFC Central • vs. Division: 5-5 (.500) • vs. Conference: 5-8 (.385)  
Head Coach: Tom Coughlin

Date		Opponent	Result	Attendance
Sept. 9		Pittsburgh Steelers	W, 21-3	63,785
Sept. 23		Tennessee Titans	W, 13-6	65,994
Sept. 30		Cleveland Browns	L, 23-14	57,875
Oct. 7	at	Seattle Seahawks	L, 24-15	54,524
[WEEK 5 - BYE WEEK]				
Oct. 18		Buffalo Bills	L, 13-10	58,893
Oct. 28	at	Baltimore Ravens	L, 18-17	69,439
Nov. 4	at	Tennessee Titans	L, 28-24	68,798
Nov. 11		Cincinnati Bengals	W, 30-13	57,161
Nov. 18	at	Pittsburgh Steelers	L, 20-7	62,644
Nov. 25		Baltimore Ravens	L, 24-21	53,530
Dec. 3		Green Bay Packers	L, 28-21	66,908
Dec. 9	at	Cincinnati Bengals	W, 14-10	44,920
Dec. 16	at	Cleveland Browns	W, 15-10	72,818
Dec. 23	at	Minnesota Vikings	W, 33-3	64,150
Dec. 30		Kansas City Chiefs	L, 30-26	59,396
Jan. 6	at	Chicago Bears	L, 33-13	66,944

• TV blackout

## 2002

Record: 6-10 (.375) • Home: 3-5 (.375) • Away: 3-5 (.375)  
3rd AFC South • vs. Division: 1-5 (.167) • vs. Conference: 4-8 (.333)  
Head Coach: Tom Coughlin

Date		Opponent	Result	Attendance
Sept. 8		Indianapolis Colts	L, 28-25	56,595
Sept. 15	at	Kansas City Chiefs	W, 23-16	77,934
[WEEK 3 - BYE WEEK]				
Sept. 29		New York Jets	W, 28-3	55,670
Oct. 6		Philadelphia Eagles	W, 28-25	65,005
Oct. 13	at	Tennessee Titans	L, 23-14	68,804
Oct. 20	at	Baltimore Ravens	L, 17-10	69,173
Oct. 27		Houston Texans	L, 21-19	53,721
Nov. 3	at	New York Giants	L, 24-17	78,337
Nov. 10		Washington	W, 26-7	66,665
Nov. 17	at	Houston Texans	W, 24-21	69,711
Nov. 24	at	Dallas Cowboys	L, 21-19	62,204
Dec. 1		Pittsburgh Steelers	L, 25-23	55,260
Dec. 8		Cleveland Browns	L, 21-20	46,267
Dec. 15	at	Cincinnati Bengals	W, 29-15	42,092
Dec. 22		Tennessee Titans	L, 28-10	51,033
Dec. 29	at	Indianapolis Colts	L, 20-13	56,755

• TV blackout

## 2003

Record: 5-11 (.313) • Home: 5-3 (.625) • Away: 0-8 (.000)  
3rd AFC South • vs. Division: 2-4 (.333) • vs. Conference: 3-9 (.250)  
Head Coach: Jack Del Rio

Date		Opponent	Result	Attendance
Sept. 7	at	Carolina Panthers	L, 24-23	72,134
Sept. 14		Buffalo Bills	L, 38-17	58,613
Sept. 21	at	Indianapolis Colts	L, 23-13	55,770
Sept. 28	at	Houston Texans	L, 24-20	70,041
Oct. 5		San Diego Chargers	W, 27-21	48,954
Oct. 12		Miami Dolphins	L, 24-10	66,437
[WEEK 7 - BYE WEEK]				
Oct. 26		Tennessee Titans	L, 30-17	55,918
Nov. 2	at	Baltimore Ravens	L, 24-17	69,486
Nov. 9		Indianapolis Colts	W, 28-23	45,037
Nov. 16	at	Tennessee Titans	L, 10-3	68,809
Nov. 23	at	New York Jets	L, 13-10	77,614
Nov. 30		Tampa Bay Buccaneers	W, 17-10	60,543
Dec. 7		Houston Texans	W, 27-0	43,363
Dec. 14	at	New England Patriots	L, 27-13	68,436
Dec. 21		New Orleans Saints	W, 20-19	49,207
Dec. 28	at	Atlanta Falcons	L, 21-14	70,266

• TV blackout

## 2004

Record: 9-7 (.563) • Home: 4-4 (.500) • Away: 5-3 (.625)  
2nd AFC South • vs. Division: 2-4 (.333) • vs. Conference: 6-6 (.500)  
Head Coach: Jack Del Rio

Date		Opponent	Result	Attendance
Sept. 12	at	Buffalo Bills	W, 13-10	72,389
Sept. 19		Denver Broncos	W, 7-6	69,127
Sept. 26	at	Tennessee Titans	W, 15-12	68,932
Oct. 3		Indianapolis Colts	L, 24-17	73,114
Oct. 10	at	San Diego Chargers	L, 34-21	52,101
Oct. 17		Kansas City Chiefs	W, 22-16	66,413
Oct. 24	at	Indianapolis Colts	W, 27-24	56,615
Oct. 31	at	Houston Texans	L, 20-6	70,502
[WEEK 9 - BYE WEEK]				
Nov. 14		Detroit Lions	W, 23-17 (OT)	66,431
Nov. 21		Tennessee Titans	L, 18-15	69,703
Nov. 28	at	Minnesota Vikings	L, 27-16	64,004
Dec. 5		Pittsburgh Steelers	L, 17-16	76,877
Dec. 12		Chicago Bears	W, 22-3	67,572
Dec. 19	at	Green Bay Packers	W, 28-25	70,437
Dec. 26		Houston Texans	L, 21-0	66,227
Jan. 2	at	Oakland Raiders	W, 13-6	41,112

• TV blackout

## 2005

Record: 12-4 (.750) • Home: 6-2 (.750) • Away: 6-2 (.750)  
2nd AFC South • vs. Division: 4-2 (.667) • vs. Conference: 9-3 (.750)  
Head Coach: Jack Del Rio

Date		Opponent	Result	Attendance
Sept. 11		Seattle Seahawks	W, 26-14	65,204
Sept. 18	at	Indianapolis Colts	L, 10-3	56,460
Sept. 25	at	New York Jets	W, 26-20 (OT)	77,422
Oct. 2		Denver Broncos	L, 20-7	66,045
Oct. 9		Cincinnati Bengals	W, 23-20	66,137
Oct. 16	at	Pittsburgh Steelers	W, 23-17 (OT)	63,891
[WEEK 7 - BYE WEEK]				
Oct. 30	at	St. Louis Rams	L, 24-21	65,251
Nov. 6		Houston Texans	W, 21-14	64,613
Nov. 13		Baltimore Ravens	W, 30-3	66,107
Nov. 20	at	Tennessee Titans	W, 31-28	69,149
Nov. 27	at	Arizona Cardinals	W, 24-17	37,198
Dec. 4	at	Cleveland Browns	W, 20-14	70,941
Dec. 11		Indianapolis Colts	L, 26-18	67,164
Dec. 18		San Francisco 49ers	W, 10-9	64,764
Dec. 24	at	Houston Texans	W, 30-20	70,025
Jan. 1		Tennessee Titans	W, 40-13	64,485

AFC Wild Card game

Jan. 7	at	New England Patriots	L, 28-3	68,756
--------	----	----------------------	---------	--------

## 2006

Record: 8-8 (.500) • Home: 6-2 (.750) • Away: 2-6 (.250)  
3rd AFC South • vs. Division: 2-4 (.333) • vs. Conference: 5-7 (.417)  
Head Coach: Jack Del Rio

Date		Opponent	Result	Attendance
Sept. 10		Dallas Cowboys	W, 24-17	67,164
Sept. 18		Pittsburgh Steelers	W, 9-0	67,164
Sept. 24	at	Indianapolis Colts	L, 21-14	57,041
Oct. 1	at	Washington	L, 36-30 (OT)	89,450
Oct. 8		New York Jets	W, 41-0	66,604
[WEEK 6 - BYE WEEK]				
Oct. 22	at	Houston Texans	L, 27-7	70,035
Oct. 29	at	Philadelphia Eagles	W, 13-6	69,249
Nov. 5		Tennessee Titans	W, 37-7	66,524
Nov. 12		Houston Texans	L, 13-10	65,918
Nov. 20		New York Giants	W, 26-10	67,164
Nov. 26	at	Buffalo Bills	L, 27-24	63,608
Dec. 3	at	Miami Dolphins	W, 24-10	73,160
Dec. 10		Indianapolis Colts	W, 44-17	67,164
Dec. 17	at	Tennessee Titans	L, 24-17	69,143
Dec. 24		New England Patriots	L, 24-21	67,164
Dec. 31	at	Kansas City Chiefs	L, 35-30	77,500



# YEAR-BY-YEAR RESULTS

## 2007

**Record:** 11-5 (.688) • **Home:** 6-2 (.750) • **Away:** 5-3 (.625)  
2nd AFC South • **vs. Division:** 2-4 (.333) • **vs. Conference:** 8-4 (.667)  
**Head Coach:** Jack Del Rio

Date	Opponent	Result	Attendance
Sept. 9	Tennessee Titans	L, 13-10	65,437
Sept. 16	Atlanta Falcons	W, 13-7	61,821
Sept. 23	at Denver Broncos	W, 23-14	76,463
[WEEK 4 - BYE WEEK]			
Oct. 7	at Kansas City Chiefs	W, 17-7	76,917
Oct. 14	Houston Texans	W, 37-17	63,715
Oct. 22	Indianapolis Colts	L, 29-7	67,164
Oct. 28	at Tampa Bay Buccaneers	W, 24-23	65,133
Nov. 4	at New Orleans Saints	L, 41-24	70,009
Nov. 11	at Tennessee Titans	W, 28-13	69,143
Nov. 18	San Diego Chargers	W, 24-17	66,732
Nov. 25	Buffalo Bills	W, 36-14	64,546
Dec. 2	at Indianapolis Colts	L, 28-25	57,302
Dec. 9	Carolina Panthers	W, 37-6	66,090
Dec. 16	at Pittsburgh Steelers	W, 29-22	58,793
Dec. 23	Oakland Raiders	W, 49-11	66,905
Dec. 30	at Houston Texans	L, 42-28	70,660

Jan. 5 at **AFC Wild Card game** Pittsburgh Steelers W, 31-29 63,629

Jan. 12 at **AFC Divisional game** New England Patriots L, 31-20 68,756

• TV blackout

## 2008

**Record:** 5-11 (.313) • **Home:** 2-6 (.250) • **Away:** 3-5 (.375)  
4th AFC South • **vs. Division:** 2-4 (.333) • **vs. Conference:** 3-9 (.250)  
**Head Coach:** Jack Del Rio

Date	Opponent	Result	Attendance
Sept. 7	at Tennessee Titans	L, 17-20	69,143
Sept. 14	Buffalo Bills	L, 20-16	65,167
Sept. 21	at Indianapolis Colts	W, 23-21	65,938
Sept. 28	Houston Texans	W, 30-27 (OT)	64,061
Oct. 5	Pittsburgh Steelers	L, 26-21	65,908
Oct. 12	at Denver Broncos	W, 24-17	75,674
[WEEK 7 - BYE WEEK]			
Oct. 26	Cleveland Browns	L, 23-17	64,775
Nov. 2	at Cincinnati Bengals	L, 21-19	64,238
Nov. 9	at Detroit Lions	W, 38-14	52,631
Nov. 16	Tennessee Titans	L, 24-14	65,258
Nov. 23	Minnesota Vikings	L, 30-12	65,064
Dec. 1	at Houston Texans	L, 30-17	70,809
Dec. 7	at Chicago Bears	L, 23-10	61,736
Dec. 14	Green Bay Packers	W, 20-16	65,457
Dec. 18	Indianapolis Colts	L, 31-24	65,648
Dec. 28	at Baltimore Ravens	L, 27-7	71,366

## 2009

**Record:** 7-9 (.438) • **Home:** 5-3 (.625) • **Away:** 2-6 (.250)  
4th AFC South • **vs. Division:** 3-3 (.500) • **vs. Conference:** 6-6 (.500)  
**Head Coach:** Jack Del Rio

Date	Opponent	Result	Attendance
Sept. 13	at Indianapolis Colts	L, 14-12	65,757
Sept. 20	Arizona Cardinals	L, 31-17	46,520
Sept. 27	at Houston Texans	W, 31-24	70,083
Oct. 4	Tennessee Titans	W, 37-17	49,014
Oct. 11	at Seattle Seahawks	L, 41-0	67,228
Oct. 18	St. Louis Rams	W, 23-20 (OT)	42,088
[WEEK 7 - BYE WEEK]			
Nov. 1	at Tennessee Titans	L, 30-13	69,143
Nov. 8	Kansas City Chiefs	W, 24-21	45,546
Nov. 15	at New York Jets	W, 24-22	76,313
Nov. 22	Buffalo Bills	W, 18-15	47,757
Nov. 29	at San Francisco 49ers	L, 20-3	69,732
Dec. 6	Houston Texans	W, 23-18	42,079
Dec. 13	Miami Dolphins	L, 14-10	60,457
Dec. 17	Indianapolis Colts	L, 35-31	63,753
Dec. 27	at New England Patriots	L, 35-7	68,756
Jan. 3	at Cleveland Browns	L, 23-17	66,935

• TV blackout

## 2010

**Record:** 8-8 (.500) • **Home:** 5-3 (.625) • **Away:** 3-5 (.375)  
2nd AFC South • **vs. Division:** 3-3 (.500) • **vs. Conference:** 7-5 (.583)  
**Head Coach:** Jack Del Rio

Date	Opponent	Result	Attendance
Sept. 12	Denver Broncos	W, 24-17	63,636
Sept. 19	at San Diego Chargers	L, 38-13	62,691
Sept. 26	Philadelphia Eagles	L, 28-3	63,256
Oct. 3	Indianapolis Colts	W, 31-28	63,111
Oct. 10	at Buffalo Bills	W, 36-26	58,304
Oct. 18	Tennessee Titans	L, 30-3	63,625
Oct. 24	at Kansas City Chiefs	L, 42-20	69,105
Oct. 31	at Dallas Cowboys	W, 35-17	81,395
[WEEK 9 - BYE WEEK]			
Nov. 14	Houston Texans	W, 31-24	62,340
Nov. 21	Cleveland Browns	W, 24-20	62,254
Nov. 28	at New York Giants	L, 24-20	78,533
Dec. 5	at Tennessee Titans	W, 17-6	69,143
Dec. 12	Oakland Raiders	W, 38-31	62,570
Dec. 18	at Indianapolis Colts	L, 34-24	67,147
Dec. 26	Washington	L, 20-17 (OT)	63,470
Jan. 2	at Houston Texans	L, 34-17	71,023

## 2011

**Record:** 5-11 (.313) • **Home:** 4-4 (.500) • **Away:** 1-7 (.125)  
3rd AFC South • **vs. Division:** 3-3 (.500) • **vs. Conference:** 4-8 (.333)  
**Head Coach:** Jack Del Rio (3-8, .273)

Date	Opponent	Result	Attendance
Sept. 11	Tennessee Titans	W, 16-14	61,619
Sept. 19	at New York Jets	L, 32-3	78,834
Sept. 26	at Carolina Panthers	L, 16-10	71,704
Oct. 2	New Orleans Saints	L, 23-10	62,471
Oct. 9	Cincinnati Bengals	L, 30-20	61,799
Oct. 16	at Pittsburgh Steelers	L, 17-13	62,934
Oct. 24	Baltimore Ravens	W, 12-7	62,976
Oct. 30	at Houston Texans	L, 24-14	71,412
[WEEK 9 - BYE WEEK]			
Nov. 13	at Indianapolis Colts	W, 17-3	64,619
Nov. 20	at Cleveland Browns	L, 14-10	63,498
Nov. 27	Houston Texans	L, 20-13	62,004

**Head Coach:** Mel Tucker (2-3, .400)

Dec. 5	San Diego Chargers	L, 38-14	62,743
Dec. 11	Tampa Bay Buccaneers	W, 41-14	62,562
Dec. 15	at Atlanta Falcons	L, 41-14	68,856
Dec. 24	at Tennessee Titans	L, 23-17	69,143
Jan. 1	Indianapolis Colts	W, 19-13	62,481

## 2012

**Record:** 2-14 (.125) • **Home:** 1-7 (.125) • **Away:** 1-7 (.125)  
4th AFC South • **vs. Division:** 2-4 (.333) • **vs. Conference:** 2-10 (.167)  
**Head Coach:** Mike Mularkey

Date	Opponent	Result	Attendance
Sept. 9	at Minnesota Vikings	L, 26-23 (OT)	56,607
Sept. 16	Houston Texans	L, 27-7	62,907
Sept. 23	at Indianapolis Colts	W, 22-17	63,536
Sept. 30	Cincinnati Bengals	L, 27-10	63,030
Oct. 7	Chicago Bears	L, 41-3	67,012
[WEEK 6 - BYE WEEK]			
Oct. 21	at Oakland Raiders	L, 26-23 (OT)	51,634
Oct. 28	at Green Bay Packers	L, 24-15	70,464
Nov. 4	Detroit Lions	L, 31-14	63,050
Nov. 8	Indianapolis Colts	L, 27-10	63,272
Nov. 18	at Houston Texans	L, 43-37 (OT)	71,676
Nov. 25	Tennessee Titans	W, 24-19	63,323
Dec. 2	at Buffalo Bills	L, 34-18	53,971
Dec. 9	New York Jets	L, 17-10	67,027
Dec. 16	at Miami Dolphins	L, 24-3	53,667
Dec. 23	New England Patriots	L, 23-16	70,251
Dec. 30	at Tennessee Titans	L, 38-20	69,143

## 2013

**Record:** 4-12 (.250) • **Home:** 1-7 (.125) • **Away:** 3-5 (.375)  
3rd AFC South • **vs. Division:** 3-3 (.500) • **vs. Conference:** 4-8 (.333)  
**Head Coach:** Gus Bradley

Date	Opponent	Result	Attendance
Sept. 8	Kansas City Chiefs	L, 28-2	59,416



# YEAR-BY-YEAR RESULTS

Sept. 15	at	Oakland Raiders	L, 19-9	49,400
Sept. 22	at	Seattle Seahawks	L, 45-17	68,087
Sept. 29		Indianapolis Colts	L, 37-3	59,695
Oct. 6	at	St. Louis Rams	L, 34-20	54,266
Oct. 13	at	Denver Broncos	L, 35-19	76,862
Oct. 20		San Diego Chargers	L, 24-6	59,550
Oct. 27		San Francisco 49ers*	L, 42-10	83,559
[WEEK 9 - BYE WEEK]				
Nov. 10	at	Tennessee Titans	W, 29-27	69,143
Nov. 17		Arizona Cardinals	L, 27-14	59,862
Nov. 24	at	Houston Texans	W, 13-6	71,659
Dec. 1	at	Cleveland Browns	W, 32-28	69,654
Dec. 5		Houston Texans	W, 27-20	60,414
Dec. 15		Buffalo Bills	L, 27-20	60,085
Dec. 22		Tennessee Titans	L, 20-16	60,559
Dec. 29	at	Indianapolis Colts	L, 30-10	66,008

\* Wembley Stadium in London, U.K.

## 2014

**Record:** 3-13 (.188) • **Home:** 3-5 (.375) • **Away:** 0-8 (.000)  
3rd AFC South • **vs. Division:** 1-5 (.167) • **vs. Conference:** 2-10 (.167)  
**Head Coach:** Gus Bradley

Date	Opponent	Result	Attendance	
Sept. 7	at Philadelphia Eagles	L, 34-17	69,596	
Sept. 14	at Washington	L, 41-10	80,037	
Sept. 21	Indianapolis Colts	L, 44-17	60,601	
Sept. 28	at San Diego Chargers	L, 33-14	56,553	
Oct. 5	Pittsburgh Steelers	L, 17-9	66,198	
Oct. 12	at Tennessee Titans	L, 16-14	69,143	
Oct. 19	Cleveland Browns	W, 24-6	61,341	
Oct. 26	Miami Dolphins	L, 27-13	65,633	
Nov. 2	at Cincinnati Bengals	L, 33-23	60,057	
Nov. 9	Dallas Cowboys*	L, 31-17	83,603	
[WEEK 11 - BYE WEEK]				
Nov. 23	at Indianapolis Colts	L, 23-3	64,328	
Nov. 30	New York Giants	W, 25-24	64,687	
Dec. 7	Houston Texans	L, 27-13	61,070	
Dec. 14	at Baltimore Ravens	L, 20-12	70,801	
Dec. 18	Tennessee Titans	W, 21-13	61,202	
Dec. 28	at Houston Texans	L, 23-17	71,777	

\* Wembley Stadium in London, U.K.

## 2015

**Record:** 5-11 (.313) • **Home:** 4-4 (.500) • **Away:** 1-7 (.125)  
3rd AFC South • **vs. Division:** 2-4 (.333) • **vs. Conference:** 5-7 (.417)  
**Head Coach:** Gus Bradley

Date	Opponent	Result	Attendance	
Sept. 13	Carolina Panthers	L, 20-9	60,733	
Sept. 20	Miami Dolphins	W, 23-20	65,443	
Sept. 27	at New England Patriots	L, 51-17	66,829	
Oct. 4	at Indianapolis Colts	L, 16-13 (OT)	65,609	
Oct. 11	at Tampa Bay Buccaneers	L, 38-17	58,490	
Oct. 18	Houston Texans	L, 31-20	58,085	
Oct. 25	Buffalo Bills*	W, 34-31	84,021	
[WEEK 8 - BYE WEEK]				
Nov. 8	at New York Jets	L, 28-23	78,160	
Nov. 15	at Baltimore Ravens	W, 22-20	70,837	
Nov. 19	Tennessee Titans	W, 19-13	60,121	
Nov. 29	San Diego Chargers	L, 31-25	59,477	
Dec. 6	at Tennessee Titans	L, 42-39	57,355	
Dec. 13	Indianapolis Colts	W, 51-16	62,372	
Dec. 20	Atlanta Falcons	L, 23-17	64,016	
Dec. 27	at New Orleans Saints	L, 38-27	73,064	
Jan. 3	at Houston Texans	L, 30-6	71,899	

\* Wembley Stadium in London, U.K.

## 2016

**Record:** 3-13 (.188) • **Home:** 2-6 (.250) • **Away:** 1-7 (.125)  
4th AFC South • **vs. Division:** 2-4 (.333) • **vs. Conference:** 2-10 (.167)

**Head Coach:** Gus Bradley (2-12, .143)

Date	Opponent	Result	Attendance	
Sept. 11	Green Bay Packers	L, 27-23	63,179	
Sept. 18	at San Diego Chargers	L, 38-14	52,165	
Sept. 25	Baltimore Ravens	L, 19-17	60,127	
Oct. 2	Indianapolis Colts*	W, 30-27	83,764	
[WEEK 5 - BYE WEEK]				
Oct. 16	at Chicago Bears	W, 17-16	61,054	
Oct. 23	Oakland Raiders	L, 33-16	62,614	

Oct. 27	at	Tennessee Titans	L, 36-22	61,619
Nov. 6	at	Kansas City Chiefs	L, 10-14	73,294
Nov. 13		Houston Texans	L, 24-21	62,091
Nov. 20	at	Detroit Lions	L, 26-19	61,486
Nov. 27	at	Buffalo Bills	L, 28-21	67,849
Dec. 4		Denver Broncos	L, 20-10	63,075
Dec. 11		Minnesota Vikings	L, 25-16	62,701
Dec. 18	at	Houston Texans	L, 21-20	71,803

**Head Coach:** Doug Marrone (1-1, .500)

Dec. 24		Tennessee Titans	W, 38-17	59,621
Jan. 1	at	Indianapolis Colts	L, 24-20	65,160

\* Wembley Stadium in London, U.K.

## 2017

**Record:** 10-6 (.625) • **Home:** 6-2 (.750) • **Away:** 4-4 (.500)  
1st AFC South • **vs. Division:** 4-2 (.667) • **vs. Conference:** 9-3 (.750)  
**Head Coach:** Doug Marrone

Date	Opponent	Result	Attendance	
Sept. 10	at Houston Texans	W, 29-7	71,710	
Sept. 17	Tennessee Titans	L, 37-16	61,709	
Sept. 24	Baltimore Ravens*	W, 44-7	84,592	
Oct. 1	at New York Jets	L, 23-20 (OT)	77,562	
Oct. 8	at Pittsburgh Steelers	W, 30-9	66,237	
Oct. 15	Los Angeles Rams	L, 27-17	56,232	
Oct. 22	at Indianapolis Colts	W, 27-0	63,104	
[WEEK 8 - BYE WEEK]				
Nov. 5	Cincinnati Bengals	W, 23-7	60,720	
Nov. 12	Los Angeles Chargers	W, 20-17 (OT)	60,835	
Nov. 19	at Cleveland Browns	W, 19-7	57,003	
Nov. 26	at Arizona Cardinals	L, 27-24	63,891	
Dec. 3	Indianapolis Colts	W, 30-10	61,207	
Dec. 10	Seattle Seahawks	W, 30-24	64,431	
Dec. 17	Houston Texans	W, 45-7	64,701	
Dec. 24	at San Francisco 49ers	L, 44-33	70,133	
Dec. 31	at Tennessee Titans	L, 15-10	65,501	

Jan. 7		AFC Wild Card Playoff game		
		Buffalo Bills	W, 10-7	69,442

Jan. 14	at	AFC Divisional Playoff game		
		Pittsburgh Steelers	W, 45-42	64,524

Jan. 21	at	AFC Championship game		
		New England Patriots	L, 24-20	65,878

## 2018

**Record:** 5-11 (.313) • **Home:** 3-5 (.375) • **Away:** 2-6 (.250)  
4th AFC South • **vs. Division:** 1-5 (.167) • **vs. Conference:** 4-8 (.333)  
**Head Coach:** Doug Marrone

Date	Opponent	Result	Attendance	
Sept. 9	at New York Giants	W, 20-15	77,992	
Sept. 16	New England Patriots	W, 31-20	68,527	
Sept. 23	Tennessee Titans	L, 9-6	64,015	
Sept. 29	New York Jets	W, 31-12	65,353	
Oct. 7	at Kansas City Chiefs	L, 30-14	75,289	
Oct. 14	at Dallas Cowboys	L, 40-7	90,767	
Oct. 21	Houston Texans	L, 20-7	66,534	
Oct. 28	Philadelphia Eagles*	L, 24-18	85,870	
[WEEK 9 - BYE WEEK]				
Nov. 11	at Indianapolis Colts	L, 29-26	57,473	
Nov. 18	Pittsburgh Steelers	L, 20-16	67,683	
Nov. 25	at Buffalo Bills	L, 24-21	57,799	
Dec. 2	Indianapolis Colts	W, 6-0	67,030	
Dec. 6	at Tennessee Titans	L, 30-9	60,344	
Dec. 16	Washington	L, 16-13	67,577	
Dec. 23	at Miami Dolphins	W, 17-7	65,798	
Dec. 30	at Houston Texans	L, 20-3	71,848	

\* Wembley Stadium in London, U.K.



# YEAR-BY-YEAR RESULTS

## 2019

**Record:** 6-10 (.375) • **Home:** 3-5 (.375) • **Away:** 3-5 (.375)  
 4th AFC South • **vs. Division:** 2-4 (.333) • **vs. Conference:** 6-6 (.500)  
**Head Coach:** Doug Marrone

Date	Opponent	Result	Attendance
Sept. 8	Kansas City Chiefs	L, 40-26	60,157
Sept. 15	at Houston Texans	L, 13-12	71,651
Sept. 19	<b>Tennessee Titans</b>	<b>W, 20-7</b>	<b>58,613</b>
Sept. 29	at <b>Denver Broncos</b>	<b>W, 26-24</b>	<b>76,219</b>
Oct. 6	at Carolina Panthers	L, 34-27	72,762
Oct. 13	New Orleans Saints	L, 13-6	64,341
Oct. 20	at <b>Cincinnati Bengals</b>	<b>W, 27-17</b>	<b>42,784</b>
Oct. 27	New York Jets	L, 29-15	57,833
Nov. 3	Houston Texans*	L, 26-3	84,771
[WEEK 10 - BYE WEEK]			
Nov. 17	at Indianapolis Colts	L, 33-13	61,986
Nov. 24	at Tennessee Titans	L, 42-20	60,926
Dec. 1	Tampa Bay Buccaneers	L, 28-11	62,633
Dec. 8	Los Angeles Chargers	L, 45-10	57,866
Dec. 15	at <b>Oakland Raiders</b>	<b>W, 20-16</b>	<b>52,788</b>
Dec. 22	at Atlanta Falcons	L, 24-12	70,873
Dec. 29	<b>Indianapolis Colts</b>	<b>W, 38-20</b>	<b>58,472</b>

\* Wembley Stadium in London, U.K.

## 2020

**Record:** 1-15 (.063) • **Home:** 1-7 (.125) • **Away:** 0-8 (.000)  
 4nd AFC South • **vs. Division:** 1-5 (.167) • **vs. Conference:** 1-11 (.083)  
**Head Coach:** Doug Marrone

Date	Opponent	Result	Attendance
Sept. 13	<b>Indianapolis</b>	<b>W, 27-20</b>	<b>14,100</b>
Sept. 20	at Tennessee	L, 33-30	0
Sept. 24	Miami	L, 31-13	16,563
Oct. 4	at Cincinnati	L, 33-25	6,243
Oct. 11	at Houston	L, 30-14	12,413
Oct. 18	Detroit	L, 34-16	14,513
Oct. 25	at Los Angeles Chargers	L, 39-29	0
Nov. 8	Houston	L, 27-25	15,668
Nov. 15	at Green Bay	L, 24-20	0
Nov. 22	Pittsburgh	L, 27-3	17,244
Nov. 29	Cleveland	L, 27-25	15,926
Dec. 6	at Minnesota	L, 27-24	0
Dec. 13	at Tennessee	L, 31-10	15,896
Dec. 20	at Baltimore	L, 40-14	0
Dec. 27	Chicago	L, 41-17	17,445
Jan. 3	at Indianapolis	L, 28-14	9,976

## 2021

**Record:** 3-14 (.176) • **Home:** 2-6 (.250) • **Away:** 0-8 (0.0)  
 4th AFC South • **vs. Division:** 1-5 (.167) • **vs. Conference:** 2-10 (.166)  
**Head Coach:** Urban Meyer (14 games)/Darrell Bevell (3 games)

Date	Opponent	Result	Attendance
Sept. 12	at Houston	L, 37-21	68,105
Sept. 19	Denver	L, 23-13	58,461
Sept. 26	Arizona	L, 31-19	58,012
Sept. 30	at Cincinnati	L, 24-21	63,198
Oct. 10	Tennessee	L, 37-19	58,282
Oct. 17	<b>Miami</b>	<b>W, 23-20</b>	<b>60,784</b>
[WEEK 7 - BYE WEEK]			
Oct. 31	at Seattle	L, 31-7	67,243
Nov. 7	<b>Buffalo</b>	<b>W, 9-6</b>	<b>63,110</b>
Nov. 14	at Indianapolis	L, 23-17	60,622
Nov. 21	San Francisco	L, 30-10	60,268
Nov. 28	Atlanta	L, 21-14	60,031
Dec. 5	at Los Angeles Rams	L, 37-7	70,801
Dec. 12	at Tennessee	L, 20-0	67,808
Dec. 19	Houston	L, 30-16	60,252
Dec. 26	at New York Jets	L, 26-21	67,120
Jan. 2	at New England Patriots	L, 50-10	65,878
Jan. 9	<b>Indianapolis</b>	<b>W, 26-11</b>	<b>60,516</b>

## 2022

**Record:** 9-8 (.529) • **Home:** 5-3 (.625) • **Away:** 4-5 (.444)  
 1st AFC South • **vs. Division:** 4-2 (.667) • **vs. Conference:** 8-4 (.667)  
**Head Coach:** Doug Pederson

Date	Opponent	Result	Attendance
Sept. 11	at Washington	L, 28-22	58,192

Sept. 18	<b>Indianapolis</b>	<b>W, 24-0</b>	<b>58,360</b>
Sept. 25	at <b>Los Angeles Chargers</b>	<b>W, 38-10</b>	<b>67,964</b>
Oct. 2	at Philadelphia	L, 29-21	69,879
Oct. 9	Houston	L, 13-6	60,018
Oct. 16	at Indianapolis	L, 34-27	65,749
Oct. 23	New York Giants	L, 23-17	65,664
Oct. 30	Denver	L, 21-17	86,215
Nov. 6	<b>Las Vegas</b>	<b>W, 27-20</b>	<b>62,758</b>
Nov. 13	at Kansas City	L, 27-17	73,493
[WEEK 11 - BYE WEEK]			
Nov. 27	<b>Baltimore</b>	<b>W, 28-27</b>	<b>59,560</b>
Dec. 4	at Detroit	L, 40-14	60,743
Dec. 11	at <b>Tennessee</b>	<b>W, 36-22</b>	<b>68,409</b>
Dec. 18	<b>Dallas</b>	<b>W, 40-34</b>	<b>69,050</b>
Dec. 22	at <b>New York Jets</b>	<b>W, 19-3</b>	<b>70,043</b>
Jan. 1	at Houston	<b>W, 31-3</b>	<b>64,581</b>
Jan. 7	<b>Tennessee</b>	<b>W, 20-26</b>	<b>70,050</b>

**AFC Wild Card Playoff game**  
 Jan. 14 **Los Angeles Chargers** **W, 31-30** **70,250**

**AFC Divisional Playoff game**  
 Jan. 21 at **Kansas City Chiefs** L, 27-20 **73,220**

## 2023

**Record:** 9-8 (.529) • **Home:** 4-5 (.444) • **Away:** 5-3 (.625)  
 2nd AFC South • **vs. Division:** 4-2 (.667) • **vs. Conference:** 6-6 (.500)  
**Head Coach:** Doug Pederson

Date	Opponent	Result	Attendance
Sept. 10	at <b>Indianapolis</b>	<b>W, 31-21</b>	<b>65,749</b>
Sept. 17	Kansas City	L, 17-9	69,615
Sept. 24	Houston	L, 37-17	61,466
Oct. 1	<b>Atlanta</b>	<b>W, 23-7</b>	<b>85,716</b>
Oct. 8	at <b>Buffalo</b>	<b>W, 25-20</b>	<b>61,273</b>
Oct. 15	<b>Indianapolis</b>	<b>W, 37-20</b>	<b>64,851</b>
Oct. 19	at <b>New Orleans</b>	<b>W, 31-24</b>	<b>70,009</b>
Oct. 29	at <b>Pittsburgh</b>	<b>W, 20-10</b>	<b>67,225</b>
[WEEK 9 - BYE WEEK]			
Nov. 12	San Francisco	L, 34-3	69,271
Nov. 19	<b>Tennessee</b>	<b>W, 34-14</b>	<b>67,175</b>
Nov. 26	at <b>Houston</b>	<b>W, 24-21</b>	<b>71,324</b>
Dec. 4	Cincinnati	L, 34-31 (OT)	67,951
Dec. 10	at Cleveland	L, 31-27	67,431
Dec. 17	Baltimore	L, 23-7	68,021
Dec. 24	at Tampa Bay	L, 30-12	62,547
Dec. 31	<b>Carolina</b>	<b>W, 26-0</b>	<b>67,215</b>
Jan. 7	at Tennessee	L, 28-20	63,744

## 2024

**Record:** 4-13 (.235) • **Home:** 3-5 (.375) • **Away:** 1-8 (.111)  
 3rd AFC South • **vs. Division:** 3-3 (.500) • **vs. Conference:** 4-8 (.333)  
**Head Coach:** Doug Pederson

Date	Opponent	Result	Attendance
Sept. 8	at Miami	L, 20-17	65,582
Sept. 15	Cleveland	L, 18-13	60,105
Sept. 23	at Buffalo	L, 47-10	70,316
Sept. 29	at Houston	L, 24-20	71,115
Oct. 6	<b>Indianapolis</b>	<b>W, 37-34</b>	<b>60,214</b>
Oct. 13	at Chicago	L, 35-16	61,182
Oct. 20	<b>New England</b>	<b>W, 32-16</b>	<b>86,651</b>
Oct. 27	Green Bay	L, 30-27	65,618
Nov. 3	at Philadelphia	L, 28-23	69,879
Nov. 10	Minnesota	L, 12-7	65,695
Nov. 17	at Detroit	L, 52-6	64,273
[WEEK 12 - BYE WEEK]			
Dec. 1	Houston	L, 23-20	62,588
Dec. 8	at <b>Tennessee</b>	<b>W, 10-6</b>	<b>61,644</b>
Dec. 15	New York Jets	L, 32-25	63,251
Dec. 22	at Las Vegas	L, 19-14	61,323
Dec. 29	<b>Tennessee</b>	<b>W, 20-13</b>	<b>61,996</b>
Jan. 5	at Indianapolis	L, 26-23 (OT)	63,041



# PRESEASON RESULTS

## 1995

Record: 2-3 (.400)

Date	Opponent	Result
July 29	Carolina Panthers*	L, 20-14
Aug. 4	at Miami Dolphins	W, 24-21
Aug. 10	at Detroit Lions	L, 19-3
Aug. 18	at St. Louis Rams	L, 27-10
Aug. 25	at Denver Broncos	W, 23-17

\* Hall of Fame Game (Canton, Ohio)

## 1996

Record: 2-2 (.500)

Date	Opponent	Result
Aug. 2	New York Giants	L, 24-17
Aug. 9	at St. Louis Rams	L, 17-10
Aug. 18	at San Francisco 49ers	W, 38-10
Aug. 23	at Denver Broncos	W, 31-24

## 1997

Record: 4-0 (1.000)

Date	Opponent	Result
Aug. 3	Carolina Panthers	W, 23-9
Aug. 9	at New York Giants	W, 38-16
Aug. 18	at San Francisco 49ers	W, 28-20
Aug. 22	at Atlanta Falcons	W, 26-17

## 1998

Record: 2-2 (.500)

Date	Opponent	Result
Aug. 8	at Carolina Panthers	L, 30-27
Aug. 14	at New York Giants	W, 24-10
Aug. 22	at Kansas City Chiefs	L, 22-21
Aug. 27	at Dallas Cowboys	W, 42-20

## 1999

Record: 3-1 (.750)

Date	Opponent	Result
Aug. 13	Carolina Panthers	W, 35-10
Aug. 21	at New York Giants	L, 27-20
Aug. 22	at Kansas City Chiefs	W, 31-6
Sept. 2	at Dallas Cowboys	W, 27-6

## 2000

Record: 3-1 (.750)

Date	Opponent	Result
Aug. 4	at Carolina Panthers	W, 34-14
Aug. 11	at New York Giants	W, 16-13
Aug. 19	at Kansas City Chiefs	W, 28-23
Aug. 24	at Atlanta Falcons	L, 31-20

## 2001

Record: 2-2 (.500)

Date	Opponent	Result
Aug. 10	Carolina Panthers	W, 18-16
Aug. 16	at New York Giants	L, 27-5
Aug. 23	at Kansas City Chiefs	W, 28-23
Aug. 30	at Dallas Cowboys	L, 27-17

## 2002

Record: 1-3 (.250)

Date	Opponent	Result
Aug. 9	at Atlanta Falcons	L, 23-13
Aug. 16	at Tampa Bay Buccaneers	L, 20-0
Aug. 23	at Chicago Bears*	W, 24-16
Aug. 29	at Dallas Cowboys	L, 28-25

## 2003

Record: 3-1 (.750)

Date	Opponent	Result
Aug. 9	at Minnesota Vikings	W, 16-14
Aug. 15	at Miami Dolphins	W, 27-23
Aug. 23	at Tampa Bay Buccaneers	L, 10-6
Aug. 28	at Washington	W, 17-15

## 2004

Record: 3-1 (.750)

Date	Opponent	Result
Aug. 9	at Minnesota Vikings	W, 16-14
Aug. 15	at Miami Dolphins	W, 27-23
Aug. 23	at Tampa Bay Buccaneers	L, 10-6
Aug. 28	at Washington	W, 17-15

Date	Opponent	Result
Aug. 14	at Miami Dolphins	L, 16-5
Aug. 20	at Tampa Bay Buccaneers	W, 14-6
Aug. 27	at Green Bay Packers	W, 9-7
Sept. 2	at New England Patriots	W, 31-0

## 2005

Record: 2-2 (.500)

Date	Opponent	Result
Aug. 13	at Miami Dolphins	W, 27-17
Aug. 20	at Tampa Bay Buccaneers	W, 20-17
Aug. 25	at Atlanta Falcons	L, 23-7
Sept. 1	at Dallas Cowboys	L, 27-20

## 2006

Record: 3-1 (.750)

Date	Opponent	Result
Aug. 12	at Miami Dolphins	W, 31-26
Aug. 19	at Carolina Panthers	L, 17-10
Aug. 26	at Tampa Bay Buccaneers	W, 29-18
Aug. 31	at Atlanta Falcons	W, 20-17

## 2007

Record: 3-1 (.750)

Date	Opponent	Result
Aug. 11	at Miami Dolphins	L, 18-17
Aug. 18	at Tampa Bay Buccaneers	W, 31-19
Aug. 23	at Green Bay Packers	W, 21-13
Aug. 30	at Washington	W, 31-14

## 2008

Record: 3-1 (.750)

Date	Opponent	Result
Aug. 9	at Atlanta Falcons	W, 20-17
Aug. 16	at Miami Dolphins	L, 19-14
Aug. 23	at Tampa Bay Buccaneers	W, 23-17
Aug. 28	at Washington	W, 24-3

## 2009

Record: 1-3 (.250)

Date	Opponent	Result
Aug. 17	at Miami Dolphins	L, 12-9
Aug. 22	at Tampa Bay Buccaneers	L, 24-23
Aug. 27	at Philadelphia Eagles	L, 33-32
Sept. 3	at Washington	W, 24-17

## 2010

Record: 2-2 (.500)

Date	Opponent	Result
Aug. 13	at Philadelphia Eagles	L, 28-27
Aug. 21	at Miami Dolphins	L, 27-26
Aug. 28	at Tampa Bay Buccaneers	W, 19-13
Sept. 2	at Atlanta Falcons	W, 13-9

## 2011

Record: 1-3 (.250)

Date	Opponent	Result
Aug. 11	at New England Patriots	L, 47-12
Aug. 19	at Atlanta Falcons	W, 15-13
Aug. 27	at Buffalo Bills	L, 35-32 (OT)
Sept. 1	at St. Louis Rams	L, 24-17

## 2012

Record: 3-1 (.750)

Date	Opponent	Result
Aug. 10	at New York Giants	W, 32-31
Aug. 17	at New Orleans Saints	W, 27-24
Aug. 23	at Baltimore Ravens	L, 48-17
Aug. 30	at Atlanta Falcons	W, 24-14

## 2013

Record: 1-3 (.250)

Date	Opponent	Result
Aug. 9	at Miami Dolphins	L, 27-3
Aug. 17	at New York Jets	L, 37-13
Aug. 24	at Philadelphia Eagles	L, 31-24
Aug. 29	at Atlanta Falcons	W, 20-16

## 2014

Record: 1-3 (.250)

Date	Opponent	Result
Aug. 8	at Tampa Bay Buccaneers	W, 16-10
Aug. 17	at Chicago Bears	L, 20-19
Aug. 24	at Detroit Lions	L, 13-12
Aug. 29	at Atlanta Falcons	L, 24-14

## 2015

Record: 2-2 (.500)

Date	Opponent	Result
Aug. 14	at Pittsburgh Steelers	W, 23-21
Aug. 22	at New York Giants	L, 22-12
Aug. 28	at Detroit Lions	L, 22-17
Sept. 3	at Washington	W, 17-16

## 2016

Record: 1-3 (.250)

Date	Opponent	Result
Aug. 11	at New York Jets	L, 17-13
Aug. 20	at Tampa Bay Buccaneers	L, 27-21
Aug. 28	at Cincinnati Bengals	W, 26-21
Sept. 1	at Atlanta Falcons	L, 17-15

## 2017

Record: 2-2 (.500)

Date	Opponent	Result
Aug. 10	at New England Patriots	W, 31-24
Aug. 17	at Tampa Bay Buccaneers	L, 12-8
Aug. 24	at Carolina Panthers	L, 24-23
Aug. 31	at Atlanta Falcons	W, 13-7

## 2018

Record: 3-1 (.750)

Date	Opponent	Result
Aug. 9	New Orleans Saints	L, 24-20
Aug. 18	at Minnesota Vikings	W, 14-10
Aug. 25	at Atlanta Falcons	W, 17-6
Aug. 30	at Tampa Bay Buccaneers	W, 25-10

## 2019

Record: 0-4 (.000)

Date	Opponent	Result
Aug. 8	at Baltimore Ravens	L, 29-0
Aug. 15	at Philadelphia Eagles	L, 24-10
Aug. 25	at Miami Dolphins	L, 22-7
Aug. 30	at Atlanta Falcons	L, 31-12

## 2021

Record: 1-2 (.333)

Date	Opponent	Result
Aug. 14	at Cleveland Browns	L, 29-0
Aug. 23	at New Orleans Saints	L, 21-23
Aug. 29	at Dallas Cowboys	W, 34-14

## 2022

Record: 0-4 (0.0)

Date	Opponent	Result
Aug. 4	at Las Vegas Raiders	L, 27-11
Aug. 12	at Cleveland Browns	L, 24-13
Aug. 20	at Pittsburgh Steelers	L, 16-15
Aug. 27	at Atlanta Falcons	L, 28-12

## 2023

Record: 3-0 (1.000)

Date	Opponent	Result
Aug. 12	at Dallas Cowboys	W, 28-23
Aug. 19	at Detroit Lions	W, 25-7
Aug. 26	at Miami Dolphins	W, 31-18

## 2024

Record: 3-0 (1.000)

Date	Opponent	Result
Aug. 10	at Kansas City Chiefs	W, 26-13
Aug. 17	at Tampa Bay Buccaneers	W, 20-7
Aug. 23	at Atlanta Falcons	W, 31-0



# SERIES RESULTS

## ARIZONA CARDINALS

**Head Coach:** Jonathan Gannon (Since 2023 · 12-22 · .353)  
**Stadium:** State Farm Stadium (Since 2006 · 63,400)



**Regular Season Series:** 2-4 (.333)      **Home Record:** 1-3 (.250)  
**Postseason Series:** 0-0 (.000)      **Road Record:** 1-1 (.500)

Date	Location	Result	Attendance
Sept. 26, 2021	Jacksonville	L, 31-19	58,012
Nov. 26, 2017	Arizona	L, 27-24	63,891
Nov. 17, 2013	Jacksonville	L, 27-14	59,862
Sept. 20, 2009	Jacksonville	L, 31-17	46,520
<b>Nov. 27, 2005</b>	<b>Arizona</b>	<b>W, 24-17</b>	<b>37,198</b>
<b>Dec. 10, 2000</b>	<b>Jacksonville</b>	<b>W, 44-10</b>	<b>53,472</b>

## ATLANTA FALCONS

**Head Coach:** Raheem Morris (Since 2024 · 8-9 · .471)  
**Stadium:** Mercedes-Benz Stadium (Since 2017 · 71,000)



**Regular Season Series:** 4-5 (.444)      **Home Record:** 3-2 (.600)  
**Postseason Series:** 0-0 (.000)      **Road Record:** 1-3 (.250)

Date	Location	Result	Attendance
<b>Oct. 1, 2023</b>	<b>London</b>	<b>W, 23-7</b>	<b>85,716</b>
Nov. 28, 2021	Jacksonville	L, 21-14	60,031
Dec. 22, 2019	Atlanta	L, 24-12	70,873
Dec. 20, 2015	Jacksonville	L, 23-17	64,016
Dec. 15, 2011	Atlanta	L, 41-14	68,856
<b>Sept. 16, 2007</b>	<b>Jacksonville</b>	<b>W, 13-7</b>	<b>61,821</b>
Dec. 28, 2003	Atlanta	L, 21-14	70,266
<b>Nov. 7, 1999</b>	<b>Atlanta</b>	<b>W, 30-7</b>	<b>68,466</b>
<b>Dec. 22, 1996</b>	<b>Jacksonville</b>	<b>W, 19-17</b>	<b>71,449</b>

## BALTIMORE RAVENS

**Head Coach:** John Harbaugh (Since 2008 · 172-104 · .623)  
**Stadium:** M&T Bank Stadium (Since 1998 · 71,008)



**Regular Season Series:** 13-11 (.542)      **Home Record:** 8-4 (.667)  
**Postseason Series:** 0-0 (.000)      **Road Record:** 5-7 (.417)

Date	Location	Result	Attendance
Dec. 17, 2023	Jacksonville	L, 23-7	68,021
<b>Nov. 27, 2022</b>	<b>Jacksonville</b>	<b>W, 28-27</b>	<b>59,560</b>
Dec. 20, 2020	Baltimore	L, 40-14	0
<b>Sept. 24, 2017</b>	<b>London</b>	<b>W, 44-7</b>	<b>84,592</b>
Sept. 25, 2016	Jacksonville	L, 19-17	60,127
<b>Nov. 15, 2015</b>	<b>Baltimore</b>	<b>W, 22-20</b>	<b>70,837</b>
Dec. 14, 2014	Baltimore	L, 20-12	70,801
<b>Oct. 24, 2011</b>	<b>Jacksonville</b>	<b>W, 12-7</b>	<b>62,976</b>
Dec. 28, 2008	Baltimore	L, 27-7	71,366
<b>Nov. 13, 2005</b>	<b>Jacksonville</b>	<b>W, 30-3</b>	<b>66,107</b>
Nov. 2, 2003	Baltimore	L, 24-17	69,486
Oct. 20, 2002	Baltimore	L, 17-10	69,173
Nov 25, 2001	Jacksonville	L, 24-21	53,530
Oct. 28, 2001	Baltimore	L, 18-17	69,439
Oct. 8, 2000	Jacksonville	L, 15-10	65,194
Sept. 10, 2000	Baltimore	L, 39-36	68,843
<b>Nov. 28, 1999</b>	<b>Baltimore</b>	<b>W, 30-23</b>	<b>68,428</b>
<b>Nov. 14, 1999</b>	<b>Jacksonville</b>	<b>W, 6-3</b>	<b>67,391</b>
<b>Nov. 1, 1998</b>	<b>Baltimore</b>	<b>W, 45-19</b>	<b>68,915</b>
<b>Sept. 20, 1998</b>	<b>Jacksonville</b>	<b>W, 24-10</b>	<b>67,069</b>
<b>Nov. 30, 1997</b>	<b>Jacksonville</b>	<b>W, 29-27</b>	<b>63,712</b>
<b>Aug. 31, 1997</b>	<b>Baltimore</b>	<b>W, 28-27</b>	<b>61,018</b>
<b>Nov. 24, 1996</b>	<b>Baltimore</b>	<b>W, 28-25 (OT)</b>	<b>57,384</b>
<b>Nov. 10, 1996</b>	<b>Jacksonville</b>	<b>W, 30-27</b>	<b>64,628</b>

· Jacksonville scored 18 points in the fourth quarter including a two-point conversion with two minutes left to beat the Ravens 28-27 on Nov. 27, 2022. This is the second time in franchise history the Jaguars have beaten the Ravens 28-27. The last time was on August 31, 1997.

· The Jaguars' 44-7 win against Baltimore in 2017 marked the sixth-largest positive point differential in team history and the largest point differential in Jacksonville's games held in London.

· Jacksonville's 28-25 overtime victory against Baltimore (Nov. 24, 1996) was the longest game in team history (three hours, 54 minutes).

· Jacksonville's eight-game win streak against Baltimore between 1996-99 marked the longest win streak against any one opponent in franchise history.

## BUFFALO BILLS

**Head Coach:** Sean McDermott (Since 2017 · 86-45 · .656)  
**Stadium:** Highmark Stadium (Since 1973 · 71,870)



**Regular Season Series:** 8-10 (.444)      **Home Record:** 4-4 (.500)  
**Postseason Series:** 2-0 (1.000)      **Road Record:** 4-6 (.400)

Date	Location	Result	Attendance
Sept. 23, 2024	Buffalo	L, 47-10	70,316
<b>Oct. 8, 2023</b>	<b>London</b>	<b>W, 25-20</b>	<b>61,273</b>
<b>Nov. 7, 2021</b>	<b>Jacksonville</b>	<b>W, 9-6</b>	<b>63,110</b>
Nov. 25, 2018	Buffalo	L, 24-21	57,799
<b>Jan. 7, 2018</b>	<b>Jacksonville (WC)</b>	<b>W, 10-7</b>	<b>69,442</b>
Nov. 27, 2016	Buffalo	L, 28-21	67,849
<b>Oct. 25, 2015</b>	<b>London</b>	<b>W, 34-31</b>	<b>84,021</b>
Dec. 15, 2013	Jacksonville	L, 27-20	60,085
Dec. 2, 2012	Buffalo	L, 34-18	53,971
<b>Oct. 10, 2010</b>	<b>Buffalo</b>	<b>W, 36-26</b>	<b>58,304</b>
<b>Nov. 22, 2009</b>	<b>Jacksonville</b>	<b>W, 18-15</b>	<b>47,757</b>
Sept. 14, 2008	Jacksonville	L, 20-16	65,167
<b>Nov. 25, 2007</b>	<b>Jacksonville</b>	<b>W, 36-14</b>	<b>64,546</b>
Nov. 26, 2006	Buffalo	L, 27-24	63,608
<b>Sept. 12, 2004</b>	<b>Buffalo</b>	<b>W, 13-10</b>	<b>72,389</b>
Sept. 14, 2003	Jacksonville	L, 38-17	58,613
Oct. 18, 2001	Jacksonville	L, 13-10	58,893
Oct. 18, 1998	Buffalo	L, 17-26	77,635
<b>Dec. 14, 1997</b>	<b>Buffalo</b>	<b>W, 20-14</b>	<b>41,231</b>
<b>Dec. 28, 1996</b>	<b>Buffalo (WC)</b>	<b>W, 30-27</b>	<b>70,213</b>

· On Oct. 8, 2023, the Jaguars faced the Bills in a road matchup at Tottenham Hotspur Stadium in London. With a 25-20 win, the Jaguars became the first NFL franchise to win consecutive games not played on American soil.

· In Week 9 of the 2021 season, the Jaguars defeated the Bills, 9-6, holding the Bills to a season-low in points and rushing yards (72). DE Josh Hines-Allen earned AFC Player of the Week honors after posting 1.0 sack, one INT and one fumble recovery in the victory.

· On Jan. 17, 2018, Jacksonville hosted Buffalo in the Jaguars' first home playoff game since 1999 and defeated the Bills, 10-7. The Bills are one of three NFL teams that the Jaguars have defeated but never lost to in the playoffs, joining Miami (1-0) and Pittsburgh (2-0).

· The Jaguars earned their first victory in the NFL International Series when they defeated the Bills, 34-31, at London's Wembley Stadium on Oct. 25, 2015.

· Jacksonville defeated Buffalo, 30-27, in the AFC Wild Card game on Dec. 28, 1996 at New Era Field, marking the first win of their postseason run to the AFC Championship (lost to New England, 20-6).

## CAROLINA PANTHERS

**Head Coach:** Dave Canales (Since 2024 · 5-12 · .294)  
**Stadium:** Bank of America Stadium (Since 1996 · 73,778)



**Regular Season Series:** 4-4 (.500)      **Home Record:** 3-1 (.750)  
**Postseason Series:** 0-0 (.000)      **Road Record:** 1-3 (.250)

Date	Location	Result	Attendance
<b>Dec. 31, 2023</b>	<b>Jacksonville</b>	<b>W, 26-0</b>	<b>67,215</b>
Oct. 6, 2019	Carolina	L, 34-27	72,762
Sept. 13, 2015	Jacksonville	L, 20-9	60,733
Sept. 25, 2011	Carolina	L, 16-10	71,704
<b>Dec. 9, 2007</b>	<b>Jacksonville</b>	<b>W, 37-6</b>	<b>66,090</b>
Sept. 7, 2003	Carolina	L, 24-23	72,134
<b>Sept. 19, 1999</b>	<b>Carolina</b>	<b>W, 22-20</b>	<b>64,261</b>
<b>Sept. 29, 1996</b>	<b>Jacksonville</b>	<b>W, 24-14</b>	<b>71,537</b>

· In Week 17 of the 2023 season, the Jaguars held the Panthers to zero points. This marked the ninth time the Jaguars defense held their opponents to zero points in franchise history. Additionally, the Jaguars held the Panthers to 124 total yards, which tied for the third fewest yards allowed in a single game in team history.

## CHICAGO BEARS

**Head Coach:** Ben Johnson (Since 2025 · 0-0 · .000)  
**Stadium:** Soldier Field (Since 1926 · 61,500)



**Regular Season Series:** 3-6 (.333)      **Home Record:** 1-3 (.250)  
**Postseason Series:** 0-0 (.000)      **Road Record:** 2-3 (.400)

Date	Location	Result	Attendance
Oct. 13, 2024	London	L, 35-16	61,182
Dec. 27, 2020	Jacksonville	L, 41-17	17,445
<b>Oct. 16, 2016</b>	<b>Chicago</b>	<b>W, 17-16</b>	<b>61,054</b>
Oct. 7, 2012	Jacksonville	L, 41-3	67,012
Dec. 7, 2008	Chicago	L, 23-10	61,736



# SERIES RESULTS

<b>Dec. 12, 2004</b>	<b>Jacksonville</b>	<b>W, 22-3</b>	<b>67,572</b>
Jan. 6, 2002	Chicago	L, 33-13	66,944
<b>Sept. 6, 1998</b>	<b>Chicago</b>	<b>W, 24-23</b>	<b>55,614</b>
Oct. 15, 1995	Jacksonville	L, 30-27	72,020

## CINCINNATI BENGALS

**Head Coach:** Zac Taylor (Since 2019 • 46-52-1 • .470)  
**Stadium:** Paycor Stadium (Since 2000 • 65,515)

**Regular Season Series:** 13-12 (.520)      **Home Record:** 8-4 (.667)  
**Postseason Series:** 0-0 (.000)      **Road Record:** 5-8 (.385)

Date	Location	Result	Attendance
Dec. 4, 2023	Jacksonville	L, 34-31 (OT)	67,951
Sept. 30, 2021	Cincinnati	L, 24-21	63,198
Oct. 4, 2020	Cincinnati	L, 33-25	6,243
<b>Oct. 10, 2019</b>	<b>Cincinnati</b>	<b>W, 27-17</b>	<b>42,784</b>
<b>Nov. 5, 2017</b>	<b>Jacksonville</b>	<b>W, 23-7</b>	<b>60,720</b>
Nov. 2, 2014	Cincinnati	L, 33-23	60,057
Sept. 30, 2012	Jacksonville	L, 27-10	63,030
Oct. 9, 2011	Jacksonville	L, 30-20	61,799
Nov. 2, 2008	Cincinnati	L, 21-19	64,775
<b>Oct. 9, 2005</b>	<b>Jacksonville</b>	<b>W, 23-20</b>	<b>66,137</b>
<b>Dec. 15, 2002</b>	<b>Cincinnati</b>	<b>W, 29-15</b>	<b>42,092</b>
<b>Dec. 9, 2001</b>	<b>Cincinnati</b>	<b>W, 14-10</b>	<b>44,920</b>
<b>Nov. 11, 2001</b>	<b>Jacksonville</b>	<b>W, 30-13</b>	<b>57,161</b>
Dec. 17, 2000	Cincinnati	L, 17-14	50,469
<b>Sept. 17, 2000</b>	<b>Jacksonville</b>	<b>W, 13-0</b>	<b>45,653</b>
<b>Jan. 2, 2000</b>	<b>Jacksonville</b>	<b>W, 24-7</b>	<b>70,532</b>
<b>Oct. 31, 1999</b>	<b>Cincinnati</b>	<b>W, 41-10</b>	<b>49,138</b>
<b>Nov. 29, 1998</b>	<b>Cincinnati</b>	<b>W, 34-17</b>	<b>55,432</b>
<b>Nov. 8, 1998</b>	<b>Jacksonville</b>	<b>W, 24-11</b>	<b>67,040</b>
Nov. 23, 1997	Cincinnati	L, 31-26	55,158
<b>Oct. 5, 1997</b>	<b>Jacksonville</b>	<b>W, 21-13</b>	<b>67,128</b>
<b>Dec. 1, 1996</b>	<b>Jacksonville</b>	<b>W, 30-27</b>	<b>57,408</b>
Oct. 27, 1996	Cincinnati	L, 28-21	45,890
Nov. 26, 1995	Jacksonville	L, 17-13	68,249
Sept. 10, 1995	Cincinnati	L, 24-17	48,318
Sept. 30, 2021	Cincinnati	L, 24-21	63,198

• Jacksonville went 11-2 (.846) against the Bengals from Dec. 1, 1996-Oct. 9, 2005, the best head-to-head stretch against any opponent of 10-plus games in franchise history.

• From Nov. 8, 1998-Sept. 17, 2000, the Jaguars won five consecutive games versus Cincinnati, the third-longest winning streak against any opponent in team history (Baltimore - eight games from 1996-99; Cleveland - six games from 1995-2000).

## CLEVELAND BROWNS

**Head Coach:** Kevin Stefanski (since 2020 • 40-44 • .476)  
**Stadium:** Huntington Bank Field (since 1999 • 67,431)

**Regular Season Series:** 12-8 (.600)      **Home Record:** 5-5 (.500)  
**Postseason Series:** 0-0 (.000)      **Road Record:** 7-3 (.700)

Date	Location	Result	Attendance
Sept. 15, 2024	Jacksonville	L, 18-13	60,105
Dec. 10, 2023	Cleveland	L, 31-27	67,431
Nov. 29, 2020	Jacksonville	L, 27-25	15,926
<b>Nov. 19, 2017</b>	<b>Cleveland</b>	<b>W, 19-7</b>	<b>57,003</b>
<b>Oct. 19, 2014</b>	<b>Jacksonville</b>	<b>W, 24-6</b>	<b>61,341</b>
<b>Dec. 1, 2013</b>	<b>Cleveland</b>	<b>W, 32-28</b>	<b>69,654</b>
Nov. 20, 2011	Cleveland	L, 14-10	63,498
<b>Nov. 21, 2010</b>	<b>Jacksonville</b>	<b>W, 24-20</b>	<b>62,254</b>
Jan. 3, 2010	Cleveland	L, 23-17	66,935
Oct. 26, 2008	Jacksonville	L, 23-17	64,775
<b>Dec. 4, 2005</b>	<b>Cleveland</b>	<b>W, 20-14</b>	<b>70,941</b>
Dec. 8, 2002	Jacksonville	L, 21-20	46,267
<b>Dec. 16, 2001</b>	<b>Cleveland</b>	<b>W, 15-10</b>	<b>72,818</b>
Sept. 30, 2001	Jacksonville	L, 23-14	57,875
<b>Dec. 3, 2000</b>	<b>Jacksonville</b>	<b>W, 48-0</b>	<b>51,262</b>
<b>Sept. 3, 2000</b>	<b>Cleveland</b>	<b>W, 27-7</b>	<b>72,418</b>
<b>Dec. 19, 1999</b>	<b>Cleveland</b>	<b>W, 24-14</b>	<b>72,038</b>
<b>Oct. 17, 1999</b>	<b>Jacksonville</b>	<b>W, 24-7</b>	<b>62,047</b>
<b>Dec. 24, 1995</b>	<b>Jacksonville</b>	<b>W, 24-21</b>	<b>66,007</b>
<b>Oct. 22, 1995</b>	<b>Cleveland</b>	<b>W, 23-15</b>	<b>64,405</b>

• Jacksonville's .600 winning percentage vs. Cleveland is the highest against any one team in franchise history.

• Jacksonville's 48-0 win vs. the Browns on Dec. 3, 2000 marked the ' first shutout in franchise history and the largest margin of victory in franchise history.

• Jacksonville's six-game win streak vs. Cleveland between 1995-2000 marked the second-longest win streak against any one opponent in franchise history.

## DALLAS COWBOYS

**Head Coach:** Brian Schottenheimer (Since 2025 • 0-0 • .000)  
**Stadium:** AT&T Stadium (Since 2009 • 80,000)

**Regular Season Series:** 4-4 (.500)      **Home Record:** 2-1 (.667)  
**Postseason Series:** 0-0 (.000)      **Road Record:** 2-3 (.400)

Date	Location	Result	Attendance
<b>Dec. 18, 2022</b>	<b>Jacksonville</b>	<b>W, 40-34 (OT)</b>	<b>69,050</b>
Oct. 14, 2018	Dallas	L, 40-7	90,767
Nov. 9, 2014	London	L, 31-17	83,603
<b>Oct. 31, 2010</b>	<b>Dallas</b>	<b>W, 35-17</b>	<b>81,395</b>
<b>Sept. 10, 2006</b>	<b>Jacksonville</b>	<b>W, 24-17</b>	<b>67,164</b>
Nov. 24, 2002	Dallas	L, 21-29	62,204
<b>Oct. 29, 2000</b>	<b>Dallas</b>	<b>W, 23-17 (OT)</b>	<b>63,554</b>
Oct. 19, 1997	Dallas	L, 26-22	64,464

• In Week 15 of the 2022 season, the Jaguars rallied from a 17-point deficit to send the game into overtime and win on a pick-six by S Rayshawn Jenkins. This comeback tied for the third-largest in franchise history.

## DENVER BRONCOS

**Head Coach:** Sean Payton (Since 2023 • 18-16 • .529)  
**Stadium:** Empower Field at Mile High (Since 2001 • 76,125)

**Regular Season Series:** 6-6 (.500)      **Home Record:** 3-3 (.500)  
**Postseason Series:** 1-1 (.500)      **Road Record:** 3-3 (.500)

Date	Location	Result	Attendance
Oct. 30, 2022	London	L, 21-17	86,215
Sept. 19, 2021	Jacksonville	L, 23-13	58,461
<b>Sept. 29, 2019</b>	<b>Denver</b>	<b>W, 26-24</b>	<b>76,219</b>
Dec. 4, 2016	Jacksonville	L, 20-10	63,075
Oct. 13, 2013	Denver	L, 35-19	76,862
<b>Sept. 12, 2010</b>	<b>Jacksonville</b>	<b>W, 24-17</b>	<b>63,636</b>
<b>Oct. 12, 2008</b>	<b>Denver</b>	<b>W, 24-17</b>	<b>75,674</b>
<b>Sept. 23, 2007</b>	<b>Denver</b>	<b>W, 23-14</b>	<b>76,463</b>
Oct. 2, 2005	Jacksonville	L, 20-7	66,045
<b>Sept. 19, 2004</b>	<b>Jacksonville</b>	<b>W, 7-6</b>	<b>69,127</b>
<b>Dec. 13, 1999</b>	<b>Jacksonville</b>	<b>W, 27-24</b>	<b>71,357</b>
Oct. 25, 1998	Denver	L, 37-24	75,217
<i>Dec. 27, 1997</i>	<i>Denver (WC)</i>	<i>L, 42-17</i>	<i>74,481</i>
<i>Jan. 4, 1997</i>	<i>Denver (Div.)</i>	<i>W, 30-27</i>	<i>75,678</i>
Dec. 3, 1995	Denver	L, 31-23	72,231

• Denver (twice) is one of only four teams Jacksonville has faced multiple times in the postseason (Buffalo - two times, Pittsburgh - two times, New England - five times). In their first playoff meeting on Jan. 4, 1997, the Jaguars defeated the Broncos, 30-27, in the Divisional round at Empower Field at Mile High. The following season, Denver topped Jacksonville, 42-17, in the Wild Card game on Dec. 27, 1997.

## DETROIT LIONS

**Head Coach:** Dan Campbell (Since 2021 • 39-28-1 • .581)  
**Stadium:** Ford Field (Since 2002 • 64,500)

**Regular Season Series:** 3-6 (.333)      **Home Record:** 2-2 (.500)  
**Postseason Series:** 0-0 (.000)      **Road Record:** 1-4 (.200)

Date	Location	Result	Attendance
Nov. 17, 2024	Detroit	L, 52-6	64,273
Dec. 4, 2022	Detroit	L, 40-14	60,743
Oct. 18, 2020	Jacksonville	L, 34-16	14,513
Nov. 20, 2016	Detroit	L, 26-19	61,586
Nov. 4, 2012	Jacksonville	L, 31-14	63,050
<b>Nov. 9, 2008</b>	<b>Detroit</b>	<b>W, 38-14</b>	<b>52,631</b>
<b>Nov. 14, 2004</b>	<b>Jacksonville</b>	<b>W, 23-17 (OT)</b>	<b>66,431</b>
<b>Dec. 6, 1998</b>	<b>Jacksonville</b>	<b>W, 37-22</b>	<b>70,717</b>
Dec. 17, 1995	Detroit	L, 44-0	70,204

## GREEN BAY PACKERS

**Head Coach:** Matt LaFleur (Since 2019 • 67-33 • .670)  
**Stadium:** Lambeau Field (Since 1957 • 81,441)

**Regular Season Series:** 2-6 (.250)      **Home Record:** 1-4 (.200)  
**Postseason Series:** 0-0 (.000)      **Road Record:** 1-2 (.333)

Date	Location	Result	Attendance
Oct. 27, 2024	Jacksonville	L, 30-27	65,618
Nov. 15, 2020	Green Bay	L, 24-20	0
Sept. 11, 2016	Jacksonville	L, 27-23	63,179
Oct. 28, 2012	Green Bay	L, 24-15	70,464
<b>Dec. 14, 2008</b>	<b>Jacksonville</b>	<b>W, 20-16</b>	<b>65,457</b>
<b>Dec. 19, 2004</b>	<b>Green Bay</b>	<b>W, 28-25</b>	<b>70,437</b>
Dec. 3, 2001	Jacksonville	L, 28-21	66,908
Sept. 24, 1995	Jacksonville	L, 24-14	66,744



# SERIES RESULTS

## HOUSTON TEXANS

**Head Coach:** DeMeco Ryans (Since 2023 · 20-14 · .588)  
**Stadium:** NRG Stadium (Since 2002 · 71,995)



**Regular Season Series:** 15-31 (.326)      **Home Record:** 8-15 (.348)  
**Postseason Series:** 0-0 (.000)      **Road Record:** 7-16 (.304)

Date	Location	Result	Attendance
Dec. 1, 2024	Jacksonville	L, 23-20	62,588
Sept. 29, 2024	Houston	L, 24-20	71,115
<b>Nov. 26, 2023</b>	<b>Houston</b>	<b>W, 24-21</b>	<b>71,324</b>
Sept. 24, 2023	Jacksonville	L, 37-17	61,466
<b>Jan. 1, 2023</b>	<b>Houston</b>	<b>W, 31-3</b>	<b>64,581</b>
Oct. 9, 2022	Jacksonville	L, 13-6	60,018
Sept. 12, 2021	Houston	L, 37-21	68,105
Dec. 19, 2021	Jacksonville	L, 30-16	60,252
Nov. 8, 2020	Jacksonville	L, 27-25	15,668
Oct. 11, 2020	Houston	L, 30-14	12,413
Nov. 11, 2019	London	L, 26-3	84,771
Sept. 15, 2019	Houston	L, 13-12	71,651
Dec. 30, 2018	Houston	L, 20-3	71,848
Oct. 21, 2018	Jacksonville	L, 20-7	66,534
<b>Dec. 17, 2017</b>	<b>Jacksonville</b>	<b>W, 45-7</b>	<b>64,701</b>
<b>Sept. 10, 2017</b>	<b>Houston</b>	<b>W, 29-7</b>	<b>71,710</b>
Dec. 18, 2016	Houston	L, 21-20	71,803
Nov. 13, 2016	Jacksonville	L, 24-21	62,091
Jan. 3, 2016	Houston	L, 30-6	71,899
Oct. 18, 2015	Jacksonville	L, 31-20	58,085
Dec. 28, 2014	Houston	L, 23-17	71,777
Dec. 7, 2014	Jacksonville	L, 27-13	61,070
<b>Dec. 5, 2013</b>	<b>Jacksonville</b>	<b>W, 27-20</b>	<b>60,414</b>
<b>Nov. 24, 2013</b>	<b>Houston</b>	<b>W, 13-6</b>	<b>71,659</b>
Nov. 18, 2012	Houston	L, 43-37 (OT)	71,676
Sept. 16, 2012	Jacksonville	L, 27-7	62,907
Nov. 27, 2011	Jacksonville	L, 20-13	62,004
Oct. 30, 2011	Houston	L, 24-14	71,412
Jan. 2, 2011	Houston	L, 34-17	71,023
<b>Nov. 14, 2010</b>	<b>Jacksonville</b>	<b>W, 31-24</b>	<b>62,340</b>
<b>Dec. 6, 2009</b>	<b>Jacksonville</b>	<b>W, 23-18</b>	<b>42,079</b>
<b>Sept. 27, 2009</b>	<b>Houston</b>	<b>W, 31-24</b>	<b>70,083</b>
Dec. 1, 2008	Houston	L, 30-17	70,809
<b>Sept. 28, 2008</b>	<b>Jacksonville</b>	<b>W, 30-27 (OT)</b>	<b>64,061</b>
Dec. 30, 2007	Houston	L, 42-28	70,660
<b>Oct. 14, 2007</b>	<b>Jacksonville</b>	<b>W, 37-17</b>	<b>63,715</b>
Nov. 12, 2006	Jacksonville	L, 13-10	65,918
Oct. 22, 2006	Houston	L, 27-7	70,035
<b>Dec. 24, 2005</b>	<b>Houston</b>	<b>W, 38-20</b>	<b>70,025</b>
<b>Nov. 6, 2005</b>	<b>Jacksonville</b>	<b>W, 21-14</b>	<b>64,613</b>
Dec. 26, 2004	Jacksonville	L, 21-0	66,227
Oct. 31, 2004	Houston	L, 20-6	70,502
<b>Dec. 7, 2003</b>	<b>Jacksonville</b>	<b>W, 27-0</b>	<b>43,363</b>
Sept. 28, 2003	Houston	L, 24-20	70,041
<b>Nov. 17, 2002</b>	<b>Houston</b>	<b>W, 24-21</b>	<b>69,711</b>
Oct. 27, 2002	Jacksonville	L, 21-19	53,721

· The Jaguars defeated the Texans, 31-3, on New Year's Day of the 2022 season, marking the second largest point differential against the Texans (28).

## INDIANAPOLIS COLTS

**Head Coach:** Shane Steichen (Since 2023 · 17-17 · .500)  
**Stadium:** Lucas Oil Stadium (Since 2008 · 63,000)



**Regular Season Series:** 20-28 (.417)      **Home Record:** 14-10 (.583)  
**Postseason Series:** 0-0 (.000)      **Road Record:** 6-18 (.250)

Date	Location	Result	Attendance
Jan. 5, 2025	Indianapolis	L, 26-23 (OT)	63,041
<b>Oct. 6, 2024</b>	<b>Jacksonville</b>	<b>W, 37-34</b>	<b>60,214</b>
<b>Oct. 15, 2023</b>	<b>Jacksonville</b>	<b>W, 37-20</b>	<b>64,851</b>
<b>Sept. 10, 2023</b>	<b>Indianapolis</b>	<b>W, 31-21</b>	<b>65,749</b>
Oct. 16, 2022	Indianapolis	L, 34-27	65,749
<b>Sept. 18, 2022</b>	<b>Jacksonville</b>	<b>W, 24-0</b>	<b>58,360</b>
<b>Jan. 9, 2022</b>	<b>Jacksonville</b>	<b>W, 26-11</b>	<b>60,516</b>
Nov. 14, 2021	Indianapolis	L, 23-17	60,622
Jan. 3, 2021	Indianapolis	L, 28-14	9,976
<b>Sept. 13, 2020</b>	<b>Jacksonville</b>	<b>W, 27-20</b>	<b>14,100</b>
<b>Dec. 29, 2019</b>	<b>Jacksonville</b>	<b>W, 38-20</b>	<b>58,472</b>
Nov. 17, 2019	Indianapolis	L, 33-13	61,986
<b>Dec. 2, 2018</b>	<b>Jacksonville</b>	<b>W, 6-0</b>	<b>67,030</b>
Nov. 11, 2018	Indianapolis	L, 29-26	57,473
<b>Dec. 3, 2017</b>	<b>Jacksonville</b>	<b>W, 30-10</b>	<b>61,207</b>
<b>Oct. 22, 2017</b>	<b>Indianapolis</b>	<b>W, 27-0</b>	<b>63,104</b>
Jan. 1, 2017	Indianapolis	L, 24-20	65,160
<b>Oct. 2, 2016</b>	<b>London</b>	<b>W, 30-27</b>	<b>83,764</b>
<b>Dec. 13, 2015</b>	<b>Jacksonville</b>	<b>W, 51-16</b>	<b>62,372</b>
Oct. 4, 2015	Indianapolis	L, 16-13 (OT)	65,609

Nov. 23, 2014	Indianapolis	L, 23-3	64,328
Sept. 21, 2014	Jacksonville	L, 44-17	60,601
Dec. 29, 2013	Indianapolis	L, 30-10	66,008
Sept. 29, 2013	Jacksonville	L, 37-3	59,695
Nov. 8, 2012	Jacksonville	L, 27-10	63,272
<b>Sept. 23, 2012</b>	<b>Indianapolis</b>	<b>W, 22-17</b>	<b>63,536</b>
<b>Jan. 1, 2012</b>	<b>Jacksonville</b>	<b>W, 19-13</b>	<b>62,481</b>
<b>Nov. 13, 2011</b>	<b>Indianapolis</b>	<b>W, 17-3</b>	<b>64,619</b>
Dec. 19, 2010	Indianapolis	L, 34-24	67,147
<b>Oct. 3, 2010</b>	<b>Jacksonville</b>	<b>W, 31-28</b>	<b>63,111</b>
Dec. 17, 2009	Jacksonville	L, 35-31	63,753
Sept. 13, 2009	Indianapolis	L, 14-12	65,757
Dec. 18, 2008	Jacksonville	L, 31-24	65,648
<b>Sept. 21, 2008</b>	<b>Indianapolis</b>	<b>W, 23-21</b>	<b>65,938</b>
Dec. 2, 2007	Indianapolis	L, 28-25	57,302
Oct. 22, 2007	Jacksonville	L, 29-7	67,164
<b>Dec. 10, 2006</b>	<b>Jacksonville</b>	<b>W, 44-17</b>	<b>67,164</b>
Sept. 24, 2006	Indianapolis	L, 21-14	57,041
Dec. 11, 2005	Jacksonville	L, 26-18	67,164
Sept. 18, 2005	Indianapolis	L, 10-3	56,460
<b>Oct. 24, 2004</b>	<b>Indianapolis</b>	<b>W, 27-24</b>	<b>56,615</b>
Oct. 3, 2004	Jacksonville	L, 24-17	73,114
<b>Nov. 9, 2003</b>	<b>Jacksonville</b>	<b>W, 28-23</b>	<b>45,037</b>
Sept. 21, 2003	Indianapolis	L, 23-13	55,770
Dec. 29, 2002	Indianapolis	L, 20-13	56,755
Sept. 8, 2002	Jacksonville	L, 28-25	56,595
Sept. 25, 2000	Indianapolis	L, 43-14	56,816
Dec. 10, 1995	Jacksonville	L, 41-31	66,099

· Jacksonville defeated Indianapolis, 37-35, in Week 5 of the 2024 season. The Jaguars continued their streak of consecutive home game wins against the Colts, dating back to the 2015 season.

· During Jacksonville's home opener in 2022, the team shut out the Colts (24-0) for the third time in franchise history.

· The Jaguars defeated the Colts, 26-11, in the final game of the 2021 season, marking their seventh consecutive home victory against Indianapolis.

· The Jaguars posted the seventh shutout in franchise history in Week 13 of the 2018 season when they defeated the Colts, 6-0, at EverBank Stadium.

· On Oct. 22, 2017, Jacksonville shut out Indianapolis, 27-0, marking the sixth shutout in franchise history and the first since Oct. 8, 2006 (vs. NYJ, 41-0).

· On Dec. 23, 2015, Jacksonville posted a commanding 51-16 victory against Indianapolis at EverBank Stadium. The Jaguars snapped the Colts' streak of 16 consecutive wins against divisional opponents, which was an NFL record.

· Jacksonville's 51 points scored on Dec. 23, 2015 were a regular season single-game franchise record (W, 62-7 vs. Miami in the Divisional round on Jan. 15, 2000).

## KANSAS CITY CHIEFS



**Head Coach:** Andy Reid (Since 2013 · 143-53 · .730)  
**Stadium:** Arrowhead Stadium (Since 1972 · 76,416)

**Regular Season Series:** 6-9 (.400)      **Home Record:** 4-4 (.500)  
**Postseason Series:** 0-1 (.000)      **Road Record:** 2-6 (.250)

Date	Location	Result	Attendance
Sept. 17, 2023	Jacksonville	L, 17-9	69,615
<b>Jan. 21, 2023</b>	<b>Kansas City</b>	<b>L, 27-20</b>	<b>73,220</b>
Nov. 13, 2022	Kansas City	L, 27-17	73,493
Sept. 8, 2019	Jacksonville	L, 40-26	60,157
Oct. 7, 2018	Kansas City	L, 30-14	75,289
Nov. 6, 2016	Kansas City	L, 19-14	73,294
Sept. 8, 2013	Jacksonville	L, 28-2	59,416
Oct. 24, 2010	Kansas City	L, 42-20	69,105
<b>Nov. 8, 2009</b>	<b>Jacksonville</b>	<b>W, 24-21</b>	<b>45,546</b>
<b>Oct. 7, 2007</b>	<b>Kansas City</b>	<b>W, 17-7</b>	<b>76,917</b>
Dec. 31, 2006	Kansas City	L, 35-30	77,500
<b>Oct. 17, 2004</b>	<b>Jacksonville</b>	<b>W, 22-16</b>	<b>66,413</b>
<b>Sept. 15, 2002</b>	<b>Kansas City</b>	<b>W, 23-16</b>	<b>77,934</b>
Dec. 30, 2001	Jacksonville	L, 30-26	59,396
<b>Sept. 13, 1998</b>	<b>Jacksonville</b>	<b>W, 21-16</b>	<b>69,821</b>
<b>Nov. 9, 1997</b>	<b>Jacksonville</b>	<b>W, 24-10</b>	<b>70,444</b>

## LAS VEGAS RAIDERS



**Head Coach:** Pete Carroll (Since 2025 · 0-0 · .000)  
**Coliseum:** Allegiant Stadium (Since 2020 · 65,000)

**Regular Season Series:** 6-5 (.545)      **Home Record:** 3-1 (.750)  
**Postseason Series:** 0-0 (.000)      **Road Record:** 3-4 (.429)

Date	Location	Result	Attendance
Dec. 22, 2024	Las Vegas	L, 19-14	61,323
<b>Nov. 6, 2022</b>	<b>Jacksonville</b>	<b>W, 27-20</b>	<b>62,758</b>



# SERIES RESULTS

<b>Dec. 15, 2019</b>	<b>Oakland</b>	<b>W, 20-16</b>	<b>52,788</b>
Oct. 23, 2016	Jacksonville	L, 33-16	62,614
Sept. 15, 2013	Oakland	L, 19-9	49,400
Oct. 21, 2012	Oakland	L, 26-23 (OT)	53,971
<b>Dec. 12, 2010</b>	<b>Jacksonville</b>	<b>W, 38-31</b>	<b>58,304</b>
<b>Dec. 23, 2007</b>	<b>Jacksonville</b>	<b>W, 49-11</b>	<b>64,546</b>
<b>Jan. 2, 2005</b>	<b>Oakland</b>	<b>W, 13-6</b>	<b>41,112</b>
<b>Dec. 21, 1997</b>	<b>Oakland</b>	<b>W, 20-9</b>	<b>40,032</b>
Sept. 15, 1996	Oakland	L, 17-3	46,291

• On Nov. 6, 2022, the Jaguars scored 20 unanswered points to defeat the Raiders at home, 27-20, tied for the third-largest comeback in franchise history.

• On Dec. 15, 2019, the Jaguars tallied a 20-16 win at Oakland. The victory marked the first win for Jacksonville in the Pacific Time Zone in 10 tries and the final game at the Oakland Coliseum before the Raiders' move to Las Vegas.

## LOS ANGELES CHARGERS

**Head Coach:** Jim Harbaugh (Since 2024 • 11-6 • .647)  
**Stadium:** SoFi Stadium (Since 2020 • 70,240)



**Regular Season Series:** 4-9 (.308)      **Home Record:** 3-4 (.429)  
**Postseason Series:** 1-0 (1.000)      **Road Record:** 1-5 (.167)

<u>Date</u>	<u>Location</u>	<u>Result</u>	<u>Attendance</u>
<b>Jan. 14, 2023</b>	<b>Jacksonville (WC)</b>	<b>W, 31-30</b>	<b>70,250</b>
<b>Sept. 25, 2022</b>	<b>Los Angeles</b>	<b>W, 38-10</b>	<b>67,964</b>
Oct. 25, 2020	Los Angeles	L, 29-39	0
Dec. 8, 2019	Jacksonville	L, 45-10	57,866
<b>Nov. 12, 2017</b>	<b>Jacksonville</b>	<b>W, 20-17 (OT)</b>	<b>60,835</b>
Sept. 18, 2016	San Diego	L, 38-14	52,165
Nov. 29, 2015	Jacksonville	L, 31-25	59,477
Sept. 28, 2014	San Diego	L, 33-14	56,553
Oct. 20, 2013	Jacksonville	L, 24-6	59,550
Dec. 5, 2011	Jacksonville	L, 38-14	62,743
Sept. 19, 2010	San Diego	L, 38-13	62,691
<b>Nov. 18, 2007</b>	<b>Jacksonville</b>	<b>W, 24-17</b>	<b>66,732</b>
Oct. 10, 2004	San Diego	L, 34-21	52,101
<b>Oct. 5, 2003</b>	<b>Jacksonville</b>	<b>W, 27-21</b>	<b>48,954</b>

• The Jaguars hosted the Chargers for the Wild Card matchup on Jan. 14, 2023 and pulled off the third-largest comeback in postseason history and the largest comeback in franchise history, defeating the Chargers 31-30 on a 36-yard field goal as time expired.

## LOS ANGELES RAMS

**Head Coach:** Sean McVay (Since 2017 • 80-52 • .688)  
**Stadium:** SoFi Stadium (Since 2020 • 70,240)



**Regular Season Series:** 1-5 (.167)      **Home Record:** 1-1 (.500)  
**Postseason Series:** 0-0 (.000)      **Road Record:** 0-4 (.000)

<u>Date</u>	<u>Location</u>	<u>Result</u>	<u>Attendance</u>
Dec. 5, 2021	Los Angeles	L, 37-7	70,801
Oct. 15, 2017	Jacksonville	L, 27-17	56,232
Oct. 6, 2013	St. Louis	L, 34-20	54,266
<b>Oct. 18, 2009</b>	<b>Jacksonville</b>	<b>W, 23-20 (OT)</b>	<b>42,088</b>
Oct. 30, 2005	St. Louis	L, 24-21	65,251
Oct. 20, 1996	St. Louis	L, 17-14	60,066

## MIAMI DOLPHINS

**Head Coach:** Mike McDaniel (Since 2022 • 28-23 • .549)  
**Stadium:** Hard Rock Stadium (Since 1987 • 65,798)



**Regular Season Series:** 5-6 (.455)      **Home Record:** 3-4 (.429)  
**Postseason Series:** 1-0 (1.000)      **Road Record:** 2-2 (.500)

<u>Date</u>	<u>Location</u>	<u>Result</u>	<u>Attendance</u>
Sept. 8, 2024	Miami	L, 20-17	65,582
<b>Oct. 17, 2021</b>	<b>London</b>	<b>W, 23-20</b>	<b>60,784</b>
Sept. 24, 2020	Jacksonville	L, 31-13	16,563
<b>Dec. 23, 2018</b>	<b>Miami</b>	<b>W, 17-7</b>	<b>65,798</b>
<b>Sept. 20, 2015</b>	<b>Jacksonville</b>	<b>W, 23-20</b>	<b>65,443</b>
Oct. 26, 2014	Jacksonville	L, 27-13	65,633
Dec. 16, 2012	Miami	L, 24-3	53,667
Dec. 13, 2009	Jacksonville	L, 14-10	60,457
<b>Dec. 3, 2006</b>	<b>Miami</b>	<b>W, 24-10</b>	<b>77,500</b>
Oct. 12, 2003	Jacksonville	L, 24-10	66,437
<b>Jan. 15, 2000</b>	<b>Jacksonville</b>	<b>W, 62-7 (Div.)</b>	<b>75,173</b>
<b>Oct. 12, 1998</b>	<b>Jacksonville</b>	<b>W, 28-21</b>	<b>74,051</b>

• The Jaguars defeated the Dolphins, 23-20, at Tottenham Stadium in Week 6 of the 2022 season, behind QB Trevor Lawrence's first-ever game-winning drive. RB James Robinson rushed for 73 yards and one TD and WR Marvin Jones Jr.

registered seven receptions for 100 receptions and a score in the victory.

• Jacksonville earned its 100th regular season victory in franchise history on Dec. 3, 2006 at Miami, 24-10, marking the club's only win at Sun Life Stadium.

• On Jan. 15, 2000, Jacksonville defeated the Dolphins, 62-7, in the Divisional round. The Jaguars' 62 points are the most scored in a postseason game in the Super Bowl era (since the 1966 season). The only team to score more points in an NFL playoff game are the Chicago Bears, who defeated the Washington, 73-0, on Dec. 8, 1940 in the NFL Championship game.

## MINNESOTA VIKINGS

**Head Coach:** Kevin O'Connell (Since 2022 • 34-17 • .667)  
**Stadium:** U.S. Bank Stadium (Since 2016 • 66,655)



**Regular Season Series:** 1-7 (.125)      **Home Record:** 0-3 (.000)  
**Postseason Series:** 0-0 (.000)      **Road Record:** 1-4 (.200)

<u>Date</u>	<u>Location</u>	<u>Result</u>	<u>Attendance</u>
Nov. 10, 2024	Jacksonville	L, 12-7	65,695
Dec. 6, 2020	Minneapolis	L, 27-24	0
Dec. 11, 2016	Jacksonville	L, 25-16	62,701
Sept. 9, 2012	Minnesota	L, 26-23 (OT)	56,607
Nov. 23, 2008	Jacksonville	L, 30-12	65,064
Nov. 28, 2004	Minnesota	L, 27-16	64,004
<b>Dec. 23, 2001</b>	<b>Minnesota</b>	<b>W, 33-3</b>	<b>64,150</b>
Dec. 20, 1998	Minnesota	L, 50-10	64,363

## NEW ENGLAND PATRIOTS

**Head Coach:** Mike Vrabel (Since 2025 • 0-0 • .000)  
**Stadium:** Gillette Stadium (Since 2002 • 68,878)



**Regular Season Series:** 2-8 (.200)      **Home Record:** 2-3 (.400)  
**Postseason Series:** 1-4 (.200)      **Road Record:** 0-5 (.000)

<u>Date</u>	<u>Location</u>	<u>Result</u>	<u>Attendance</u>
<b>Oct. 20, 2024</b>	<b>London</b>	<b>W, 32-16</b>	<b>86,651</b>
Jan. 2, 2022	New England	L, 50-10	65,878
<b>Sept. 16, 2018</b>	<b>Jacksonville</b>	<b>W, 31-20</b>	<b>68,527</b>
<b>Jan. 21, 2018</b>	<b>New England (AFC)</b>	<b>L, 24-20</b>	<b>65,878</b>
Sept. 27, 2015	New England	L, 51-17	66,829
Dec. 23, 2012	Jacksonville	L, 23-16	70,251
Dec. 27, 2009	New England	L, 35-7	68,756
<b>Jan. 12, 2008</b>	<b>New England (Div.)</b>	<b>L, 31-20</b>	<b>68,756</b>
Dec. 24, 2006	Jacksonville	L, 24-21	67,164
<b>Jan. 7, 2006</b>	<b>New England (WC)</b>	<b>L, 28-3</b>	<b>68,756</b>
Dec. 14, 2003	New England	L, 27-13	68,436
<b>Jan. 3, 1999</b>	<b>Jacksonville (WC)</b>	<b>W, 25-10</b>	<b>71,139</b>
Dec. 7, 1997	Jacksonville	L, 26-20	73,446
<b>Jan. 12, 1997</b>	<b>New England (AFC)</b>	<b>L, 20-6</b>	<b>60,190</b>
Sept. 22, 1996	New England	L, 28-25 (OT)	59,446

## NEW ORLEANS SAINTS

**Head Coach:** Kellen Moore (Since 2025 • 0-0 • .000)  
**Stadium:** Mercedes-Benz Superdome (Since 1975 • 73,000)



**Regular Season Series:** 3-5 (.375)      **Home Record:** 2-2 (.500)  
**Postseason Series:** 0-0 (.000)      **Road Record:** 1-3 (.250)

<u>Date</u>	<u>Location</u>	<u>Result</u>	<u>Attendance</u>
<b>Oct. 19, 2023</b>	<b>New Orleans</b>	<b>W, 31-24</b>	<b>70,009</b>
Oct. 13, 2019	Jacksonville	L, 13-6	64,341
Dec. 27, 2015	New Orleans	L, 38-27	73,064
Oct. 2, 2011	Jacksonville	L, 23-10	62,471
Nov. 4, 2007	New Orleans	L, 41-24	70,009
<b>Dec. 21, 2003</b>	<b>Jacksonville</b>	<b>W, 20-19</b>	<b>49,207</b>
<b>Nov. 21, 1999</b>	<b>Jacksonville</b>	<b>W, 41-23</b>	<b>69,772</b>
Oct. 6, 1996	New Orleans	L, 17-13	34,231

• In the Jaguars' 41-23 victory against New Orleans on Nov. 21, 1999, QB Mark Brunell threw for 351 yards on just 30 attempts and is the only quarterback in franchise history to throw for at least 350 yards on 30 attempts or fewer.

## NEW YORK GIANTS

**Head Coach:** Brian Daboll (Since 2022 • 18-32-1 • .363)  
**Stadium:** MetLife Stadium (Since 2010 • 82,500)



**Regular Season Series:** 4-4 (.500)      **Home Record:** 3-1 (.750)  
**Postseason Series:** 0-0 (.000)      **Road Record:** 1-3 (.250)

<u>Date</u>	<u>Location</u>	<u>Result</u>	<u>Attendance</u>
Oct. 23, 2022	Jacksonville	L, 23-17	65,664
<b>Sept. 9, 2018</b>	<b>N.Y. Giants</b>	<b>W, 20-15</b>	<b>77,992</b>



# SERIES RESULTS

<b>Nov. 30, 2014</b>	<b>Jacksonville</b>	<b>W, 25-24</b>	<b>64,687</b>
Nov. 28, 2010	N.Y. Giants	L, 24-20	78,533
<b>Nov. 20, 2006</b>	<b>Jacksonville</b>	<b>W, 26-10</b>	<b>67,164</b>
Nov. 3, 2002	N.Y. Giants	L, 24-17	78,337
Dec. 23, 2000	N.Y. Giants	L, 28-25	77,924
<b>Sept. 7, 1997</b>	<b>Jacksonville</b>	<b>W, 40-13</b>	<b>70,581</b>

Oct. 26, 1997	Pittsburgh	L, 23-17 (OT)	57,011
<b>Sept. 22, 1997</b>	<b>Pittsburgh</b>	<b>W, 30-21</b>	<b>73,016</b>
Nov. 17, 1996	Pittsburgh	L, 28-3	58,879
<b>Sept. 1, 1996</b>	<b>Jacksonville</b>	<b>W, 24-9</b>	<b>70,210</b>
Oct. 29, 1995	Pittsburgh	L, 24-7	54,516
<b>Oct. 8, 1995</b>	<b>Jacksonville</b>	<b>W, 20-16</b>	<b>72,042</b>

## NEW YORK JETS



**Head Coach:** Aaron Glenn (Since 2025 • 0-0 • .000)  
**Stadium:** MetLife Stadium (Since 2010 • 82,500)

**Regular Season Series:** 9-7 (.563)      **Home Record:** 5-2 (.714)  
**Postseason Series:** 0-1 (.000)      **Road Record:** 4-6 (.400)

Date	Location	Result	Attendance
Dec. 15, 2024	Jacksonville	L, 32-25	63,251
<b>Dec. 22, 2022</b>	<b>N.Y. Jets</b>	<b>W, 19-3</b>	<b>70,043</b>
Dec. 26, 2021	N.Y. Jets	L, 26-21	67,120
<b>Oct. 27, 2019</b>	<b>Jacksonville</b>	<b>W, 29-15</b>	<b>57,833</b>
<b>Sept. 30, 2018</b>	<b>Jacksonville</b>	<b>W, 31-12</b>	<b>65,353</b>
Oct. 1, 2017	N.Y. Jets	L, 23-20 (OT)	77,562
Nov. 8, 2015	N.Y. Jets	L, 28-23	78,160
Dec. 9, 2012	Jacksonville	L, 17-10	67,027
Sept. 18, 2011	N.Y. Jets	L, 32-2	78,834
<b>Nov. 15, 2009</b>	<b>N.Y. Jets</b>	<b>W, 24-22</b>	<b>76,313</b>
<b>Oct. 8, 2006</b>	<b>Jacksonville</b>	<b>W, 41-0</b>	<b>66,604</b>
<b>Sept. 25, 2005</b>	<b>N.Y. Jets</b>	<b>W, 26-20 (OT)</b>	<b>77,422</b>
Nov. 23, 2003	N.Y. Jets	L, 13-10	77,614
<b>Sept. 29, 2002</b>	<b>Jacksonville</b>	<b>W, 28-3</b>	<b>55,670</b>
<b>Oct. 11, 1999</b>	<b>N.Y. Jets</b>	<b>W, 16-6</b>	<b>78,216</b>
<b>Jan. 10, 1999</b>	<b>N.Y. Jets (Div.)</b>	<b>L, 34-24</b>	<b>78,817</b>
<b>Oct. 13, 1996</b>	<b>Jacksonville</b>	<b>W, 21-17</b>	<b>65,699</b>
Sept. 17, 1995	N.Y. Jets	L, 27-10	49,970

• Jacksonville's 41-0 shutout victory against the Jets on Oct. 8, 2006 is one of seven shutouts in franchise history, while the 41-point differential marks the second largest point differential in a victory in team history.

## PHILADELPHIA EAGLES



**Head Coach:** Nick Sirianni (Since 2021 • 48-20 • .706)  
**Stadium:** Lincoln Financial Field (Since 2003 • 69,696)

**Regular Season Series:** 3-5 (.375)      **Home Record:** 2-2 (.500)  
**Postseason Series:** 0-0 (.000)      **Road Record:** 1-3 (.250)

Date	Location	Result	Attendance
Nov. 3, 2024	Philadelphia	L, 28-23	69,879
Oct. 2, 2022	Philadelphia	L, 29-21	69,879
Oct. 28, 2018	London	L, 24-18	85,870
Sept. 7, 2014	Philadelphia	L, 34-17	69,596
Sept. 26, 2010	Jacksonville	L, 28-3	63,256
<b>Oct. 29, 2006</b>	<b>Philadelphia</b>	<b>W, 13-6</b>	<b>69,249</b>
<b>Oct. 6, 2002</b>	<b>Jacksonville</b>	<b>W, 28-25</b>	<b>65,005</b>
<b>Oct. 12, 1997</b>	<b>Jacksonville</b>	<b>W, 38-21</b>	<b>69,150</b>

## PITTSBURGH STEELERS



**Head Coach:** Mike Tomlin (Since 2007 • 183-107-2 • .630)  
**Stadium:** Acrisure Stadium (Since 2001 • 68,400)

**Regular Season Series:** 13-13 (.500)      **Home Record:** 7-7 (.500)  
**Postseason Series:** 2-0 (1.000)      **Road Record:** 6-6 (.500)

Date	Location	Result	Attendance
<b>Oct. 29, 2023</b>	<b>Pittsburgh</b>	<b>W, 20-10</b>	<b>67,225</b>
Nov. 22, 2020	Jacksonville	L, 27-3	17,244
Nov. 18, 2018	Jacksonville	L, 20-16	67,684
<b>Jan. 14, 2018</b>	<b>Pittsburgh (Div.)</b>	<b>W, 45-42</b>	<b>64,524</b>
<b>Oct. 8, 2017</b>	<b>Pittsburgh</b>	<b>W, 30-9</b>	<b>66,237</b>
Oct. 5, 2014	Jacksonville	L, 17-9	66,198
Oct. 16, 2011	Pittsburgh	L, 17-13	62,934
Oct. 5, 2008	Jacksonville	L, 26-21	65,908
<b>Jan. 5, 2008</b>	<b>Pittsburgh (WC)</b>	<b>W, 31-29</b>	<b>63,629</b>
<b>Dec. 16, 2007</b>	<b>Pittsburgh</b>	<b>W, 29-22</b>	<b>58,793</b>
<b>Sept. 18, 2006</b>	<b>Jacksonville</b>	<b>W, 9-0</b>	<b>67,164</b>
<b>Oct. 16, 2005</b>	<b>Pittsburgh</b>	<b>W, 23-17 (OT)</b>	<b>63,891</b>
Dec. 5, 2004	Jacksonville	L, 17-16	76,877
Dec. 1, 2002	Jacksonville	L, 25-23	55,260
Nov. 18, 2001	Pittsburgh	L, 20-7	62,644
<b>Sept. 9, 2001</b>	<b>Jacksonville</b>	<b>W, 21-3</b>	<b>63,785</b>
<b>Nov. 19, 2000</b>	<b>Pittsburgh</b>	<b>W, 34-24</b>	<b>50,925</b>
Oct. 1, 2000	Jacksonville	L, 24-13	64,351
<b>Dec. 2, 1999</b>	<b>Jacksonville</b>	<b>W, 20-6</b>	<b>68,806</b>
<b>Oct. 3, 1999</b>	<b>Pittsburgh</b>	<b>W, 17-3</b>	<b>57,308</b>
<b>Dec. 28, 1998</b>	<b>Jacksonville</b>	<b>W, 21-3</b>	<b>74,143</b>
Nov. 22, 1998	Pittsburgh	L, 30-15	59,124

## SAN FRANCISCO 49ERS



**Head Coach:** Kyle Shanahan (Since 2017 • 70-62 • .530)  
**Stadium:** Levi's Stadium (Since 2014 • 68,500)

**Regular Season Series:** 2-5 (.286)      **Home Record:** 2-3 (.400)  
**Postseason Series:** 0-0 (.000)      **Road Record:** 0-2 (.000)

Date	Location	Result	Attendance
Nov. 12, 2023	Jacksonville	L, 34-3	69,271
Nov. 21, 2021	Jacksonville	L, 30-10	60,268
Dec. 24, 2017	San Francisco	L, 44-33	70,133
Oct. 27, 2013	London	L, 42-10	83,559
Nov. 29, 2009	San Francisco	L, 20-3	69,732
<b>Dec. 18, 2005</b>	<b>Jacksonville</b>	<b>W, 10-9</b>	<b>64,764</b>
<b>Sept. 12, 1999</b>	<b>Jacksonville</b>	<b>W, 41-3</b>	<b>68,678</b>

## SEATTLE SEAHAWKS



**Head Coach:** Mike Macdonald (Since 2024 • 10-7 • .588)  
**Stadium:** Lumen Field (since 2002 • 68,740)

**Regular Season Series:** 3-6 (.333)      **Home Record:** 3-2 (.600)  
**Postseason Series:** 0-0 (.000)      **Road Record:** 0-4 (.000)

Date	Location	Result	Attendance
Oct. 31, 2021	Seattle	L, 31-7	67,243
<b>Dec. 10, 2017</b>	<b>Jacksonville</b>	<b>W, 30-24</b>	<b>64,431</b>
Sept. 22, 2013	Seattle	L, 45-17	68,087
Oct. 11, 2009	Seattle	L, 41-0	67,228
<b>Sept. 11, 2005</b>	<b>Jacksonville</b>	<b>W, 26-14</b>	<b>65,204</b>
Oct. 7, 2001	Seattle	L, 24-15	54,524
Nov. 12, 2000	Jacksonville	L, 28-21	68,063
<b>Dec. 15, 1996</b>	<b>Jacksonville</b>	<b>W, 20-13</b>	<b>66,134</b>
Nov. 12, 1995	Jacksonville	L, 47-30	71,290

## TAMPA BAY BUCCANEERS



**Head Coach:** Todd Bowles (Since 2022 • 27-24 • .529)  
**Stadium:** Raymond James Stadium (Since 1998 • 65,890)

**Regular Season Series:** 4-4 (.500)      **Home Record:** 3-1 (.750)  
**Postseason Series:** 0-0 (.000)      **Road Record:** 1-3 (.250)

Date	Location	Result	Attendance
Dec. 24, 2023	Tampa Bay	L, 30-12	62,547
Dec. 1, 2019	Jacksonville	L, 28-11	62,633
Oct. 11, 2015	Tampa Bay	L, 38-31	58,490
<b>Dec. 11, 2011</b>	<b>Jacksonville</b>	<b>W, 41-14</b>	<b>62,562</b>
<b>Oct. 28, 2007</b>	<b>Tampa Bay</b>	<b>W, 24-23</b>	<b>65,133</b>
<b>Nov. 30, 2003</b>	<b>Jacksonville</b>	<b>W, 17-10</b>	<b>60,543</b>
<b>Nov. 15, 1998</b>	<b>Jacksonville</b>	<b>W, 29-24</b>	<b>72,974</b>
Nov. 19, 1995	Tampa Bay	L, 17-16	71,629

## TENNESSEE TITANS



**Head Coach:** Brian Callahan (Since 2024 • 3-14 • .176)  
**Stadium:** Nissan Stadium (Since 1999 • 69,143)

**Regular Season Series:** 26-34 (.433)      **Home Record:** 15-15 (.500)  
**Postseason Series:** 0-1 (.000)      **Road Record:** 11-19 (.367)

Date	Location	Result	Attendance
<b>Dec. 29, 2024</b>	<b>Jacksonville</b>	<b>W, 20-13</b>	<b>61,995</b>
<b>Dec. 8, 2024</b>	<b>Tennessee</b>	<b>W, 10-6</b>	<b>61,644</b>
Jan. 7, 2024	Tennessee	L, 28-20	63,744
<b>Nov. 19, 2023</b>	<b>Jacksonville</b>	<b>W, 34-14</b>	<b>67,175</b>
<b>Jan. 7, 2023</b>	<b>Jacksonville</b>	<b>W, 20-16</b>	<b>70,050</b>
<b>Dec. 11, 2022</b>	<b>Tennessee</b>	<b>W, 36-22</b>	<b>68,409</b>
Dec. 12, 2021	Tennessee	L, 20-0	67,808
Oct. 10, 2021	Jacksonville	L, 37-19	58,282
Dec. 13, 2020	Jacksonville	L, 31-10	15,896
Sept. 20, 2020	Tennessee	L, 33-30	0
Nov. 24, 2019	Tennessee	L, 42-20	60,926
<b>Sept. 19, 2019</b>	<b>Jacksonville</b>	<b>W, 20-7</b>	<b>58,613</b>
Dec. 6, 2018	Tennessee	L, 30-9	60,344
Sept. 23, 2018	Jacksonville	L, 9-6	64,015
Dec. 31, 2017	Tennessee	L, 15-10	65,501



# SERIES RESULTS

Sept. 17, 2017	Jacksonville	L, 37-16	61,709
<b>Dec. 24, 2016</b>	<b>Jacksonville</b>	<b>W, 38-17</b>	<b>59,621</b>
Oct. 27, 2016	Tennessee	L, 36-22	61,619
Dec. 6, 2015	Tennessee	L, 42-39	57,355
<b>Nov. 19, 2015</b>	<b>Jacksonville</b>	<b>W, 19-13</b>	<b>60,121</b>
<b>Dec. 18, 2014</b>	<b>Jacksonville</b>	<b>W, 21-13</b>	<b>61,202</b>
Oct. 12, 2014	Tennessee	L, 16-14	69,143
Dec. 22, 2013	Jacksonville	L, 20-16	60,559
<b>Nov. 10, 2013</b>	<b>Tennessee</b>	<b>W, 29-27</b>	<b>69,143</b>
Dec. 30, 2012	Tennessee	L, 38-20	69,143
<b>Nov. 25, 2012</b>	<b>Jacksonville</b>	<b>W, 24-19</b>	<b>63,323</b>
Dec. 24, 2011	Tennessee	L, 23-17	69,143
<b>Sept. 11, 2011</b>	<b>Jacksonville</b>	<b>W, 16-14</b>	<b>61,619</b>
<b>Dec. 5, 2010</b>	<b>Tennessee</b>	<b>W, 17-6</b>	<b>69,143</b>
Oct. 18, 2010	Jacksonville	L, 30-3	63,625
Nov. 1, 2009	Tennessee	L, 30-13	69,143
<b>Oct. 4, 2009</b>	<b>Jacksonville</b>	<b>W, 37-17</b>	<b>49,014</b>
Nov. 16, 2008	Jacksonville	L, 24-14	65,258
Sept. 7, 2008	Tennessee	L, 17-10	69,143
<b>Nov. 11, 2007</b>	<b>Tennessee</b>	<b>W, 28-13</b>	<b>69,143</b>
Sept. 9, 2007	Jacksonville	L, 13-10	65,437
Dec. 17, 2006	Tennessee	L, 24-17	69,143
<b>Nov. 5, 2006</b>	<b>Jacksonville</b>	<b>W, 37-7</b>	<b>66,524</b>
<b>Jan. 1, 2006</b>	<b>Jacksonville</b>	<b>W, 40-13</b>	<b>65,485</b>
<b>Nov. 20, 2005</b>	<b>Tennessee</b>	<b>W, 31-28</b>	<b>69,149</b>
Nov. 21, 2004	Jacksonville	L, 18-15	69,703
<b>Sept. 26, 2004</b>	<b>Tennessee</b>	<b>W, 15-12</b>	<b>68,932</b>
Nov. 16, 2003	Tennessee	L, 10-3	68,809
Oct. 26, 2003	Jacksonville	L, 30-17	55,918
Dec. 22, 2002	Jacksonville	L, 28-10	51,033
Oct. 13, 2002	Tennessee	L, 23-14	68,804
Nov. 4, 2001	Tennessee	L, 28-24	68,798
<b>Sept. 23, 2001</b>	<b>Jacksonville</b>	<b>W, 13-6</b>	<b>65,994</b>
<b>Nov. 26, 2000</b>	<b>Jacksonville</b>	<b>W, 16-13</b>	<b>65,454</b>
Oct. 16, 2000	Tennessee	L, 27-13	68,498
<b>Jan. 23, 2000</b>	<b>Jacksonville (AFC)</b>	<b>L, 33-14</b>	<b>75,206</b>
Dec. 26, 1999	Tennessee	L, 41-14	66,641
Sept. 26, 1999	Jacksonville	L, 20-19	61,502
Dec. 13, 1998	Jacksonville	L, 16-13	65,657
<b>Sept. 27, 1998</b>	<b>Tennessee</b>	<b>W, 27-22</b>	<b>34,656</b>
<b>Nov. 16, 1997</b>	<b>Jacksonville</b>	<b>W, 17-9</b>	<b>70,070</b>
<b>Nov. 2, 1997</b>	<b>Tennessee</b>	<b>W, 30-24</b>	<b>27,208</b>
<b>Dec. 8, 1996</b>	<b>Houston</b>	<b>W, 23-17</b>	<b>20,196</b>
Sept. 8, 1996	Jacksonville	L, 34-27	66,468
<b>Oct. 1, 1995</b>	<b>Houston</b>	<b>W, 17-16</b>	<b>36,346</b>
Sept. 3, 1995	Jacksonville	L, 10-3	72,363

• Jacksonville has totaled 26 victories in the all-time series against Tennessee, which are the most wins against any opponent faced in franchise history.

• Jacksonville has posted at least 1.0 sack in the last 17-straight games, tied for the longest such streak against any opponent in franchise history (17 games vs. Pittsburgh; 1998-08).

• On Jan. 7 2022, the Jaguars defeated the Titans on a fumble recovered and returned for a touchdown by DE Josh Hines-Allen to clinch the AFC South Division title and earn a playoff berth.

• Jacksonville's first game in franchise history was against the Houston Oilers on Sept. 3, 1995 (L, 10-3). The club's first win came versus Houston on Oct. 1, 1995 (W, 17-16).

• Jacksonville's 150th win in franchise history came against the Titans on Nov. 19, 2015 (W, 19-13) at TIAA Bank Field.

## WASHINGTON COMMANDERS



**Head Coach:** Dan Quinn (Since 2024 • 12-5 • .706)  
**Stadium:** Northwest Stadium (Since 1997 • 67,617)

**Regular Season Series:** 1-7 (.125)      **Home Record:** 1-3 (.250)  
**Postseason Series:** 0-0 (.000)      **Road Record:** 0-4 (.000)

Date	Location	Result	Attendance
Sept. 11, 2022	Washington	L, 28-22	58,192
Dec. 16, 2018	Jacksonville	L, 16-13	67,577
Sept. 14, 2014	Washington	L, 41-10	80,037
Dec. 26, 2010	Jacksonville	L, 20-17 (OT)	63,470
Oct. 1, 2006	Washington	L, 36-30 (OT)	89,450
<b>Nov. 10, 2002</b>	<b>Jacksonville</b>	<b>W, 26-7</b>	<b>66,665</b>
Oct. 22, 2000	Jacksonville	L, 35-16	69,061
Sept. 28, 1997	Washington	L, 24-12	74,421

## AFC OPPONENTS

### AFC NORTH

Opponent	W-L	W%	PF Avg.	PA Avg.	Home	Away	Last
Cleveland	12-8	.600	22.4	16.4	5-5	7-3	2024
Cincinnati	13-12	.520	22.9	19.4	8-4	5-8	2023
Baltimore	13-11	.542	21.8	20.5	8-4	5-7	2023
Pittsburgh	13-13	.500	17.7	17.0	7-7	6-6	2023
<b>Total</b>	<b>51-44</b>	<b>.536</b>	<b>21.2</b>	<b>18.3</b>	<b>28-20</b>	<b>23-24</b>	

### AFC EAST

Opponent	W-L	W%	PF Avg.	PA Avg.	Home	Away	Last
N.Y. Jets	9-10	.563	21.0	17.4	5-2	4-6	2024
Miami	5-6	.455	16.5	19.8	3-4	2-2	2024
Buffalo	8-10	.444	20.2	22.8	4-4	4-6	2024
New England	2-8	.200	19.2	30.0	2-3	0-5	2024
<b>Total</b>	<b>24-34</b>	<b>.414</b>	<b>19.2</b>	<b>22.5</b>	<b>14-13</b>	<b>10-19</b>	

### AFC SOUTH

Opponent	W-L	W%	PF Avg.	PA Avg.	Home	Away	Last
Tennessee	26-34	.433	19.0	21.1	15-15	11-19	2024
Indianapolis	20-28	.417	21.7	23.0	14-10	6-18	2025
Houston	15-31	.341	19.3	22.4	8-15	7-16	2024
<b>Total</b>	<b>61-93</b>	<b>.396</b>	<b>19.9</b>	<b>22.2</b>	<b>35-39</b>	<b>23-51</b>	

### AFC WEST

Opponent	W-L	W%	PF Avg.	PA Avg.	Home	Away	Last
Kansas City	6-9	.400	19.3	23.6	4-4	2-5	2023
Denver	6-7	.462	18.8	22.2	3-4	3-3	2022
Las Vegas Raiders	6-5	.545	21.1	18.8	3-1	3-4	2024
L.A. Chargers	4-9	.308	19.6	29.6	3-4	1-6	2022
<b>Total</b>	<b>22-30</b>	<b>.423</b>	<b>19.7</b>	<b>23.6</b>	<b>13-13</b>	<b>9-18</b>	

## NFC OPPONENTS

### NFC NORTH

Opponent	W-L	W%	PF Avg.	PA Avg.	Home	Away	Last
Detroit	3-6	.333	18.6	31.1	2-2	1-4	2024
Green Bay	2-6	.250	21.0	24.8	1-4	1-2	2024
Chicago	3-6	.333	16.6	27.2	1-3	2-3	2024
Minnesota	1-7	.125	17.6	25.0	0-3	1-4	2024
<b>Total</b>	<b>9-25</b>	<b>.265</b>	<b>18.5</b>	<b>27.0</b>	<b>4-12</b>	<b>5-13</b>	

### NFC EAST

Opponent	W-L	W%	PF Avg.	PA Avg.	Home	Away	Last
Philadelphia	3-5	.375	20.1	24.4	2-2	1-3	2024
N.Y. Giants	4-4	.500	23.8	20.1	3-1	1-3	2022
Dallas	4-4	.500	23.4	25.4	2-2	2-3	2022
Washington	1-7	.125	18.3	25.6	1-3	0-4	2022
<b>Total</b>	<b>12-20</b>	<b>.375</b>	<b>21.4</b>	<b>23.9</b>	<b>8-8</b>	<b>4-13</b>	

### NFC SOUTH

Opponent	W-L	W%	PF Avg.	PA Avg.	Home	Away	Last
Tampa Bay	4-4	.500	22.6	23.0	3-1	1-3	2023
Atlanta	4-5	.444	17.3	18.7	3-2	1-3	2023
Carolina	4-4	.500	22.3	16.8	3-1	1-3	2023
New Orleans	3-5	.375	21.5	24.8	2-2	1-3	2023
<b>Total</b>	<b>15-18</b>	<b>.455</b>	<b>20.9</b>	<b>20.8</b>	<b>11-6</b>	<b>4-12</b>	

### NFC WEST

Opponent	W-L	W%	PF Avg.	PA Avg.	Home	Away	Last
Arizona	2-4	.333	23.7	23.8	1-3	1-1	2021
San Francisco	2-5	.286	15.7	26.0	2-3	0-2	2023
Seattle	3-6	.333	18.4	29.7	3-2	0-4	2021
L.A. Rams	1-5	.166	17.0	26.5	1-1	0-4	2021
<b>Total</b>	<b>8-20</b>	<b>.286</b>	<b>18.7</b>	<b>26.5</b>	<b>7-9</b>	<b>1-11</b>	

## POSTSEASON MATCHUPS

Opponent	W-L	W%	PF Avg.	PA Avg.	Home	Away	Last
Buffalo	2-0	100.0	20.0	15.0	1-0	1-0	2017
Denver	1-1	.500	23.5	34.5	0-0	1-1	1997
Kansas City	0-1	.000	20.0	27.0	0-0	0-1	2022
L.A. Chargers	1-0	1.000	31.0	30.0	1-0	0-0	2022
Miami	1-0	1.000	62.0	7.0	1-0	0-0	1999
New England	1-4	.200	14.8	22.6	1-0	0-4	2017
N.Y. Jets	0-1	.000	24.0	34.0	0-0	0-1	1998
Pittsburgh	2-0	1.000	38.0	35.5	0-0	2-0	2017
Tennessee	0-1	.000	14.0	33.0	0-1	0-1	1999
<b>Total</b>	<b>8-8</b>	<b>.500</b>	<b>30.9</b>	<b>26.4</b>	<b>4-1</b>	<b>4-7</b>	



# SEASON RESULTS

## 1995 STATISTICS

HEAD COACH: TOM COUGHLIN

RECORD: 4-12 (.250)

STANDINGS: 5TH, AFC CENTRAL

DATE	OPPONENT	RESULT	ATT.
Sept. 3	Houston	L, 3-10	72,363
Sept. 10	at Cincinnati	L, 17-24	48,318
Sept. 17	at N.Y. Jets	L, 10-27	49,970
Sept. 24	Green Bay	L, 14-24	66,744
Oct. 1	at Houston	W, 17-16	36,346
Oct. 8	Pittsburgh	W, 20-16	72,042
Oct. 15	Chicago	L, 27-30	72,020
Oct. 22	at Cleveland	W, 23-15	64,405
Oct. 29	at Pittsburgh	L, 7-24	54,516
Nov. 12	Seattle	L, 30-47	71,290
Nov. 19	at Tampa Bay	L, 16-17	71,629
Nov. 26	Cincinnati	L, 13-17	68,249
Dec. 3	at Denver	L, 23-31	72,231
Dec. 10	Indianapolis	L, 31-41	66,099
Dec. 17	at Detroit	L, 0-44	70,204
Dec. 24	Cleveland	W, 24-21	66,007

TOTAL FIRST DOWNS	JAGUARS	OPP.
Rushing	100	121
Passing	154	177
Penalty	29	22
3rd Down: Made/Att.	74/205	107/222
3rd Down Pct.	36.1	48.2
4th Down: Made/Att.	6/15	10/16
4th Down Pct.	40.0	62.5

POSSESSION AVG.	JAGUARS	OPP.
TOTAL NET YARDS	4,495	5,515
Average Per Game	280.9	344.7
Total Plays	962	1,030
Average Per Play	4.7	5.4

NET YARDS RUSHING	JAGUARS	OPP.
Average Per Game	106.6	125.2
Total Rushes	410	504

NET YARDS PASSING	JAGUARS	OPP.
Average Per Game	174.4	219.5
Sacked/Yards Lost	57/354	17/72
Gross Yards	3,144	3,584
Att./Comp.	495/275	509/304
Completion Pct.	55.6	59.7
Had Intercepted	15	13

PUNTS/AVERAGE	JAGUARS	OPP.
NET PUNTING AVG.	38.6	36.1
PENALTIES/YARDS	121/970	102/958
FUMBLES/BALL LOST	23/13	22/11
TOUCHDOWNS	31	46
Rushing	9	17
Passing	19	28
Returns	3	1

BY PERIODS	1	2	3	4	OT	PTS
Jaguars	64	67	28	116	0	275
Opponents	75	138	91	100	0	404

SCORING	TD	RU	PA	RT	PAT	FG	S	TP
Hollis	0	0	0	0	27/28	20/27	0	87
Jackson	5	0	5	0			0	32
Smith	5	0	3	2			0	30
Brunell	4	4	0	0			0	24
Givins	3	0	3	0			0	18
Stewart	3	2	1	0			0	18
Tillman	3	0	3	0			0	18
Dunbar	2	2	0	0			0	12
Mitchell	2	0	2	0			0	12
Christopherson	1	1	0	0			0	6
Howard	1	0	1	0			0	6
Jordan	1	0	1	0			0	6
Washington	1	0	0	1			0	6
Jaguars	31	9	19	3	27/28	20/27	0	275
Opponents	46	17	28	1	45/45	27/31	1	404

RUSHING	NO	YDS	AVG	LG	TD
Stewart	137	525	3.8	22	2
Brunell	67	480	7.2	27t	4
Dunbar	110	361	3.3	26	2
Maston	41	186	4.5	21	0
Jordan	21	62	3.0	10	0
Beuerlein	5	32	6.4	13	0
Cobb	9	18	2.0	5	0
Johnson	3	17	5.7	7	0
Christopherson	16	16	1.0	10	1
Howard	1	8	8.0	8	0
Jaguars	410	1,705	4.2	27t	9
Opponents	504	2,003	4.0	86t	17

RECEIVING	NO	YDS	AVG	LG	TD
Jackson	53	589	11.1	45	5
Mitchell	41	527	12.9	35	2
Tillman	30	368	12.3	28	3
Givins	29	280	9.7	18	3
Howard	26	276	10.6	24	1
J. Smith	22	288	13.1	33	3
Stewart	21	190	9.0	38	1
Maston	18	131	7.3	19	0
Griffith	16	243	15.2	39	0
Marsh	7	127	18.1	34	0
Jordan	5	89	17.8	71t	1
Keith	3	20	6.7	9	0
Dunbar	2	11	5.5	8	0
Laro	1	6	6.0	6	0
Christopherson	1	-1	-1.0	-1	0
Jaguars	275	3,144	11.4	71t	19
Opponents	304	3,584	11.8	68t	28

INTERCEPTIONS	NO	YDS	AVG	LG	TD
Colon	3	46	15.3	41	0
Williams	2	19	9.5	16	0
Goganious	2	11	5.5	6	0
Washington	1	48	48.0	48t	1
Carrington	1	17	17.0	17	0
Smeenge	1	12	12.0	12	0
Grow	1	2	2.0	2	0
Clark	1	0	0.0	0	0
Dumas	1	0	0.0	0	0
Jaguars	13	155	11.9	48t	1
Opponents	15	178	11.9	45	0

PUNTING	NO	YDS	AVG	NET	TB	IN	LG	B
Barker	82	3,591	43.8	38.6	5	19	63	0
Jaguars	82	3,591	43.8	38.6	5	19	63	0
Opponents	61	2,564	42.0	36.1	6	30	58	1

PUNT RET.	NO	FC	YDS	AVG	LG	TD
Howard	24	8	246	10.3	40	0
Givins	2	0	-7	-3.5	-1	0
Tillman	2	0	6	3.0	9	0
Jackson	1	0	-2	-2.0	-2	0
Jaguars	29	8	243	8.4	40	0
Opponents	45	11	323	7.2	25	0

KICKOFF RET.	NO	YDS	AVG	LG	TD
J. Smith	24	540	22.5	89t	1
Jackson	19	404	21.3	47	0
Marsh	15	323	21.5	39	0
Howard	10	178	17.8	24	0
Dunbar	2	32	16.0	21	0
Jordan	2	41	20.5	21	0
Griffith	1	9	9.0	9	0
Maston	1	5	5.0	5	0
Jaguars	74	1,532	20.7	94t	1
Opponents	54	1,278	23.7	95t	1

2-POINT CONVERSIONS: W. Jackson  
Jaguars 1-3; Opponents 0-1

FGs	1-19	20-29	30-39	40-49	50+
Hollis	0/0	7/9	7/8	4/7	2/3
Jaguars	0/0	7/9	7/8	4/7	2/3
Opponents	2/2	10/10	9/9	5/8	1/2

Hollis: (36N, 26G), (29G), (34G), (), (22G), (53G, 32G), (47N, 49G, 40G, 54N), (31G), (), (26G, 50G, 29G), (22G), (41N, 47B, 36G, 39G), (47G), (27B, 37G), (27N), (42G, 21G, 34G)

Opponents: (19G), (42G, 48N), (21G, 48G), (47N, 49G), (29G, 53G, 32G, 52N), (41G, 19G, 22G), (25G, 21G, 20G), (36G, 29G, 21G), (36G), (25G), (33G), (31G), (38G), (22G, 44G), (38G, 39G, 33G), (40N)

SACKS: Smeenge 4.0, Davey 3.0, Lageman 3.0, Logan 3.0, Mayfield 1.5, Pritchett 1.5, Frase 1.0  
Jaguars 17; Opponents 57

TACKLES (Solo-Assists-Total): Schwartz (88-73-161), Goganious (59-73-132), Pritchett (50-51-101), Colon (58-22-80), J. Williams (49-30-79), Davey (39-36-75), Smeenge (40-33-73), V. Clark (59-10-69), Washington (57-8-65), Lageman (35-20-55), Dumas (36-18-54), M. Williams (26-23-49), T. Davis (30-11-41), Thomas (32-7-39), Mayfield (18-16-34), McManus (15-16-31), Frase (16-13-29), Carrington (14-4-18), Logan (10-6-16), Grow (4-5-9), Stephens (3-6-9), Carter (3-5-8), Sheppard (6-1-7), Hall (5-1-6), Green (4-2-6), R. Clark (1-4-5), Miller (0-2-2), Thompson (0-2-2)

### USUAL STARTING LINEUP

#### OFFENSE

- QB Mark Brunell (10)
- Steve Beuerlein (6)
- RB James Stewart (8)
- Vaughn Dunbar (6)
- FB Le'Shai Maston (10)
- WR Ernest Givins (9)
- Jimmy Smith (4)
- WR Willie Jackson (10)
- Desmond Howard (6)
- LT Tony Boselli (12)
- LG Shawn Bouwens (9)
- Jeff Novak (7)
- C Dave Widell (16)
- RG Tom Myslinski (9)
- Ben Coleman (5)
- RT Brian DeMarco (16)
- TE Rich Griffith (15)
- Pete Mitchell (5)

#### DEFENSE

- LE Joel Smeenge (11)
- LT Kelvin Pritchett (16)
- RT Don Davey (12)
- RE Jeff Lageman (11)
- Paul Frase (5)
- SLB Keith Goganious (10)
- James Williams (6)
- MLB Bryan Schwartz (9)
- Keith Goganious (5)
- WLB Mark Williams (10)
- Joel Smeenge (4)
- LCB Vinnie Clark (16)
- RCB Mickey Washington (16)
- LS Harry Colon (11)
- Travis Davis (5)
- RS Mike Dumas (8)
- Harry Colon (5)

PASSING	ATT	CMP	PCT	YDS	YDS/ATT	TD	INT	LG	SK/YDS	RTG
Brunell	346	201	58.1	2,168	6.27	15	7	45	39/238	82.6
Beuerlein	142	71	50.0	952	6.70	4	7	71t	17/103	60.5
Johnson	7	3	42.9	24	3.43	0	1	19	1/13	12.5
Jaguars	495	275	55.6	3,144	6.35	19	15	71t	57/354	75.0
Opponents	509	304	59.7	3,584	7.04	28	13	68t	17/72	88.9



# SEASON RESULTS

## 1996 STATISTICS

HEAD COACH: TOM COUGHLIN

RECORD: 9-7 (.563)

STANDINGS: 5TH, AFC CENTRAL

DATE	OPPONENT	RESULT	ATT.
Sept. 1	Pittsburgh	W, 24-9	70,210
Sept. 8	Houston	L, 27-34	66,468
Sept. 15 at	Oakland	L, 3-17	46,291
Sept. 22 at	New England	L, 25-28 (OT)	59,446
Sept. 29	Carolina	W, 24-14	71,537
Oct. 6 at	New Orleans	L, 13-17	34,231
Oct. 13	N.Y. Jets	W, 21-17	65,699
Oct. 20 at	St. Louis	L, 14-17	60,066
Oct. 27 at	Cincinnati	L, 21-28	45,890
Nov. 10	Baltimore	W, 30-27	64,628
Nov. 17 at	Pittsburgh	L, 3-28	58,879
Nov. 24 at	Baltimore	W, 28-25 (OT)	57,384
Dec. 1	Cincinnati	W, 30-27	57,408
Dec. 8 at	Houston	W, 23-17	20,196
Dec. 15	Seattle	W, 20-13	66,134
Dec. 22	Atlanta	W, 19-17	71,449
Dec. 28 at	Buffalo	W, 30-27	70,213
Jan. 4 at	Denver	W, 30-27	75,678
Jan. 12 at	New England	L, 6-20	60,190

	JAGUARS	OPP.
<b>TOTAL FIRST DOWNS</b>	<b>325</b>	<b>316</b>
Rushing	90	110
Passing	208	181
Penalty	27	25
3rd Down: Made/Att.	87/208	93/211
3rd Down Pct.	41.8	44.1
4th Down: Made/Att.	5/8	3/8
4th Down Pct.	62.5	37.5
<b>POSSESSION AVG.</b>	<b>31:18</b>	<b>28:42</b>
<b>TOTAL NET YARDS</b>	<b>5,760</b>	<b>5,095</b>
Average Per Game	360.0	318.4
Total Plays	1,038	993
Average Per Play	5.5	5.1
<b>NET YARDS RUSHING</b>	<b>1,650</b>	<b>1,781</b>
Average Per Game	103.1	111.3
Total Rushes	431	447
<b>NET YARDS PASSING</b>	<b>4,110</b>	<b>3,314</b>
Average Per Game	256.9	207.1
Sacked/Yards Lost	50/257	37/237
Gross Yards	4,367	3,551
Att./Comp.	557/353	509/291
Completion Pct.	63.4	57.2
Had Intercepted	20	13
<b>PUNTS/AVERAGE</b>	<b>69/43.7</b>	<b>71/42.0</b>
<b>NET PUNTING AVG.</b>	<b>69/35.6</b>	<b>71/34.5</b>
<b>PENALTIES/YARDS</b>	<b>127/1006</b>	<b>97/800</b>
<b>FUMBLES/BALL LOST</b>	<b>29/10</b>	<b>26/14</b>
<b>TOUCHDOWNS</b>	<b>33</b>	<b>37</b>
Rushing	13	9
Passing	19	24
Returns	1	4

BY PERIODS	1	2	3	4	OT	PTS
Jaguars	68	80	80	94	3	325
Opponents	70	117	65	80	3	335

SCORING	TD	RU	PA	RT	PAT	FG	S	TP
Hollis	0	0	0	0	27/27	30/36	0	117
Stewart	10	8	2	0			0	60
Smith	7	0	7	0			0	42
Brunell	3	3	0	0			0	22
McCardell	3	0	3	0			0	22
Jackson	3	0	3	0			0	20
Means	3	2	1	0			0	18
Rison	2	0	2	0			0	12
Mitchell	1	0	1	0			0	6
Washington	1	0	0	1			0	6
Jaguars	33	13	19	1	27/27	30/36	0	325
Opponents	37	9	24	4	33/35	26/34	0	335

RUSHING	NO	YDS	AVG	LG	TD
Stewart	190	723	3.8	34	8
Means	152	507	3.3	35	2
Brunell	80	396	5.0	33	3
Maston	8	22	2.8	7	0
Jackson	1	2	2.0	2	0
Jaguars	431	1,650	3.8	35	13
Opponents	447	1,781	4.0	76	9

RECEIVING	NO	YDS	AVG	LG	TD
McCardell	85	1,129	13.3	52	3
Smith	83	1,244	15.0	62	7
Mitchell	52	575	11.1	30	1
Rison	34	458	13.5	61t	2
Jackson	33	486	14.7	58	3
Stewart	30	177	5.9	21t	2
Brown	17	141	8.3	16	0
Means	7	45	6.4	11t	1
Maston	6	54	9.0	17	0
Griffith	5	53	10.6	18	0
Hallock	1	5	5.0	5	0
Jaguars	353	4,367	12.4	62	19
Opponents	291	3,551	12.2	63t	24

INTERCEPTIONS	NO	YDS	AVG	LG	TD
Hudson	2	25	12.5	21	0
Hardy	2	19	9.5	13	0
Thomas	2	7	3.5	8	0
Davis	2	0	0.0	0	0
Brackens	1	27	27.0	27	0
Hall	1	20	20.0	20	0
Clark	1	15	15.0	15	0
Washington	1	1	1.0	1	0
Beasley	1	0	0.0	0	0
Jaguars	13	114	8.8	27	0
Opponents	20	370	18.5	92t	3

PUNTING	NO	YDS	AVG	NET	TB	IN	LG	B
Barker	69	3,016	43.7	35.6	8	16	62	0
Jaguars	69	3,016	43.7	35.6	8	16	62	0
Opponents	71	2,979	42.0	34.5	9	19	70	0

PUNT RET.	NO	FC	YDS	AVG	LG	TD
Hudson	32	12	348	10.9	60	0
McCardell	1	1	2	2.0	2	0
Thomas	1	0	1	1.0	1	0
Jaguars	34	13	351	10.3	60	0
Opponents	44	7	400	9.1	40	0

KICKOFF RET.	NO	YDS	AVG	LG	TD
Jordan	26	553	21.3	73	0
Brooks	17	412	24.2	36	0
Bullard	7	157	22.4	36	0
Jackson	7	149	21.3	27	0
Bell	6	119	19.8	28	0
Griffith	2	24	12.0	16	0
Maston	2	49	24.5	29	0
Jaguars	67	1,463	21.8	73	0
Opponents	71	1,674	23.6	62	0

2-POINT CONVERSIONS: Brunell 2, McCardell 2, Jackson  
Jaguars 5-6, Opponents 1-2

FGs	1-19	20-29	30-39	40-49	50+
Hollis	2/2	9/9	12/14	5/8	2/3
Jaguars	2/2	9/9	12/14	5/8	2/3
Opponents	0/0	16/16	5/7	5/10	0/1

Hollis: (52G), (38G, 37G, 31N), (33G), (42N, 27G), (53G), (48N, 36G, 19G), (35G, 40G), (1), (1), (23G, 33G, 24G), (40G), (29G, 41N, 34G), (25G, 46G, 40G, 39G, 39G, 20G), (51N, 34G, 38G, 31G), (36G, 19G, 39G), (23G, 26G, 22G, 42G)

Opponents: (48G, 29G, 23G), (32G, 29G), (32G), (23G, 30G, 29G, 44N, 41G, 40G), (45N), (27G), (20G, 36N), (25G), (1), (21G, 21G), (51N), (21G, 29G, 41G, 33G, 49N), (42B, 22G, 34G), (44N, 27G), (27G, 24G), (46G, 30N)

SACKS: Simmons 7.5, Brackens 7.0, Hardy 5.5, Smeenge 5.0, Lageman 4.5, Pritchett 2.0, Beasley 1.0, Jurkovic 1.0, Robinson 1.0, Davey 0.5, T. Davis 0.5, Hudson 0.5

Jaguars 37, Opponents 50

TACKLES (Solo-Assists-Total): Robinson (67-98-165), Hardy (65-65-130), McManus (57-62-119), Washington (65-9-74), Jurkovic (39-33-72), Simmons (25-41-66), Brackens (43-22-65), T. Davis (40-25-65), Hudson (50-14-64), Lageman (46-16-64), Hall (42-18-60), Davey (26-34-60), Smeenge (20-23-43), Schwartz (20-22-42), Pritchett (17-22-39), Thomas (33-3-36), Massey (30-4-34), Beasley (25-6-31), Clark (15-1-16), Boyer (3-4-7), Frase (1-6-7), Logan (4-0-4), Brooks (4-0-4), Bell (2-1-3), A. Davis (0-2-2)

### USUAL STARTING LINEUP

#### OFFENSE

- QB Mark Brunell (16)
- RB James Stewart (11)
- Natrone Means (4)
- FB Le'Shai Maston (8)
- WR Keenan McCardell (15)
- WR Andre Rison (9)
- Jimmy Smith (7)
- TE Derek Brown (14)
- Pete Mitchell (7)
- LT Tony Boselli (16)
- LG Ben Coleman (16)
- C Dave Widell (14)
- RG Brian DeMarco (9)
- Rich Tylski (7)
- RT Leon Searcy (16)

#### DEFENSE

- LE Joel Smeenge (10)
- Jeff Lageman (6)
- LT Don Davey (11)
- RT John Jurkovic (13)
- RE Clyde Simmons (13)
- SLB Kevin Hardy (15)
- MLB Tom McManus (11)
- WLB Eddie Robinson (15)
- LCB Aaron Beasley (5)
- Dave Thomas (5)
- Vinnie Clark (4)
- RCB Mickey Washington (16)
- LS Dana Hall (9)
- Travis Davis (7)
- RS Chris Hudson (16)

PASSING	ATT	CMP	PCT	YDS	YDS/ATT	TD	INT	LG	SK/YDS	RTG
Brunell	557	353	63.4	4,367	7.84	19	20	62	50/257	84.0
Jaguars	557	353	63.4	4,367	7.84	19	20	62	50/257	84.0
Opponents	509	291	57.2	3,551	6.98	24	13	63t	37/237	83.9



# SEASON RESULTS

## 1997 STATISTICS

HEAD COACH: TOM COUGHLIN

RECORD: 11-5 (.688)

STANDINGS: 2<sup>ND</sup>, AFC CENTRAL

DATE	OPPONENT	RESULT	ATT.	RUSHING	NO	YDS	AVG	LG	TD	FGs	1-19	20-29	30-39	40-49	50+
Aug. 31	at Baltimore	W, 28-27	61,018	Means	244	823	3.4	20	9	Hollis	2/2	12/14	8/9	7/9	2/2
Sept. 7	N.Y. Giants	W, 40-13	70,581	Stewart	136	555	4.1	33	8	Jaguars	2/2	12/14	8/9	7/9	2/2
Sept. 22	Pittsburgh	W, 30-21	73,016	Brunell	48	257	5.4	15	2	Opponents	1/1	3/3	9/12	4/8	0/1
Sept. 28	at Washington	L, 12-24	74,421	Johnson	10	34	3.4	25t	1	Hollis: (43N), (29G, 52G, 35N, 42G), (29N, 20G, 45G, 38N, 27G), (30G, 42G, 25G, 47G), (27N), (38G), (), (20G), (30G, 30G, 37G), (52G), (23G), (21G, 35G, 29G, 25G), (41G, 42G, 31G, 29G, 22G), (44N), (19G, 47G), (19G, 23G)					
Oct. 5	Cincinnati	W, 21-13	67,128	Hallock	4	21	5.3	11	0	Opponents: (33G, 25G), (), (40B), (33N, 41G), (), (43N), (37G, 21G, 63N), (19G), (33N, 36G, 41N), (45G), (41N, 35G), (20G), (), (44G, 41G, 33G, 39G, 32N), (38G, 31G), (33G)					
Oct. 12	Philadelphia	W, 38-21	69,150	Jackson	3	14	4.7	13	0	SACKS: Simmons 8.5, Brackens 7.0, Smeenge 6.5, Lageman 5.0, Davey 3.0, Pritchett 3.0, Hardy 2.5, Wynn 2.5, Davis 2.0, Robinson 2.0, Boyer 1.5, Hamilton 1.0, Kopp 1.0, Tuaolo 1.0, Schwartz 0.5					
Oct. 19	at Dallas	L, 22-26	64,464	Matthews	1	10	10.0	10	0	Jaguars 48, Opponents 40					
Oct. 26	at Pittsburgh	L, 17-23 (OT)	57,011	Shelton	6	4	0.7	2	0	TACKLES (Solo-Assists-Total): Schwartz (69-96-165), Robinson (70-91-161), T. Davis (88-28-116), Thomas (75-13-88), Hudson (61-19-80), Hardy (34-39-73), Simmons (31-40-71), Figures (60-3-63), Brackens (36-26-62), Wynn (25-35-60), Lageman (26-30-56), Smeenge (25-30-55), Davey (16-38-54), Pritchett (20-24-44), Boyer (27-16-43), Payne (13-19-32), Beasley (26-5-31), Tuaolo (12-14-26), Kopp (7-7-14), Hall (11-3-14), Devine (7-1-0), Jurkovic (4-2-0), White (3-3-6), Logan (5-0-5), Hamilton (2-1-3), Brooks (1-1-2), Parker (0-1-1)					
Nov. 2	at Tennessee	W, 30-24	27,208	Jordan	1	2	2.0	2	0	USUAL STARTING LINEUP					
Nov. 9	Kansas City	W, 24-10	70,444	Barker	1	0	0.0	0	0	OFFENSE					
Nov. 16	Tennessee	W, 17-9	70,070	Jaguars	454	1,720	3.8	33	20	QB Mark Brunell (14) RB Natrone Means (11) James Stewart (5) FB Ty Hallock (7) WR Keenan McCardell (16) WR Jimmy Smith (16) TE Pete Mitchell (12) Derek Brown (8) LT Tony Boselli (12) LG Ben Coleman (12) C Dave Widell (12) Michael Cheever (4) RG Rich Tylski (11) Brian DeMarco (5) RT Leon Searcy (16)					
Nov. 23	at Cincinnati	L, 26-31	55,158	Opponents	455	1,734	3.8	30	12	DEFENSE					
Nov. 30	Baltimore	W, 29-27	63,712	RECEIVING	NO	YDS	AVG	LG	TD	LE Jeff Lageman (16) LT Renaldo Wynn (8) RT Don Davey (10) Seth Payne (5) RE Clyde Simmons (13) SLB Kevin Hardy (11) MLB Bryan Schwartz (16) WLB Eddie Robinson (13) LCB Dave Thomas (9) Aaron Beasley (7) RCB Deon Figures (9) Dave Thomas (7) LS Travis Davis (16) RS Chris Hudson (16)					
Dec. 7	New England	L, 20-26	73,446	McCardell	85	1,164	13.7	60	5						
Dec. 14	at Buffalo	W, 20-14	41,231	Smith	82	1,324	16.1	75	4						
Dec. 21	at Oakland	W, 20-9	40,032	Stewart	41	336	8.2	40	1						
Dec. 27	at Denver	L, 17-42	74,481	Mitchell	35	380	10.9	33	4						

TOTAL FIRST DOWNS	JAGUARS	OPP.
Rushing	308	318
Passing	103	107
Penalty	187	190
3rd Down: Made/Att.	18	21
3rd Down Pct.	82/209	102/226
4th Down: Made/Att.	39.2	45.1
4th Down Pct.	5/12	12/23

POSSESSION AVG.	JAGUARS	OPP.
Total Net Yards	29.60	30:20
Average Per Game	5,424	5,238
Total Plays	339.0	327.4
Average Per Play	998	1,035
NET YARDS RUSHING	1,720	1,734
Average Per Game	107.5	108.4
Total Rushes	454	455
NET YARDS PASSING	3,704	3,504
Average Per Game	231.5	219.0
Sacked/Yards Lost	40/218	48/331
Gross Yards	3,922	3,835
Att./Comp.	504/313	532/320
Completion Pct.	62.1	60.2
Had Intercepted	9	14
PUNTS/AVERAGE	66/44.9	73/41.9
NET PUNTING AVG.	66/38.8	73/34.4
PENALTIES/YARDS	110/914	90/800
FUMBLES/BALL LOST	17/11	26/15
TOUCHDOWNS	43	39
Rushing	20	12
Passing	20	24
Returns	3	3

BY PERIODS	1	2	3	4	OT	PTS
Jaguars	117	111	66	100	0	394
Opponents	65	91	58	98	6	318

SCORING	TD	RU	PA	RT	PAT	FG	S	TP
Hollis	0	0	0	0	41/41	31/36	0	134
Means	9	9	0	0			0	54
Stewart	9	8	1	0			0	54
McCardell	5	0	5	0			0	30
Mitchell	4	0	4	0			0	24
Smith	4	0	4	0			0	24
Jackson	2	0	2	0			0	14
Brunell	2	2	0	0			0	12
Hudson	2	0	0	2			0	12
Jones	2	0	2	0			0	12
Barlow	1	0	0	1			0	6
Brown	1	0	1	0			0	6
Hallock	1	0	1	0			0	6
Johnson	1	1	0	0			0	6
Jaguars	43	20	20	3	41/41	31/36	0	394
Opponents	39	12	24	3	31/32	17/25	0	318

RUSHING	NO	YDS	AVG	LG	TD
Means	244	823	3.4	20	9
Stewart	136	555	4.1	33	8
Brunell	48	257	5.4	15	2
Johnson	10	34	3.4	25t	1
Hallock	4	21	5.3	11	0
Jackson	3	14	4.7	13	0
Matthews	1	10	10.0	10	0
Shelton	6	4	0.7	2	0
Jordan	1	2	2.0	2	0
Barker	1	0	0.0	0	0
Jaguars	454	1,720	3.8	33	20
Opponents	455	1,734	3.8	30	12

RECEIVING	NO	YDS	AVG	LG	TD
McCardell	85	1,164	13.7	60	5
Smith	82	1,324	16.1	75	4
Stewart	41	336	8.2	40	1
Mitchell	35	380	10.9	33	4
Hallock	18	131	7.3	23	1
Jackson	17	206	12.1	45	2
Jones	15	104	6.9	21	0
Brown	8	84	10.5	21	1
Jones	5	87	17.4	26t	2
Barlow	5	74	14.8	29	0
Hall	1	22	22.0	22	0
Moore	1	10	10.0	10	0
Jaguars	313	3,922	12.5	75	20
Opponents	320	3,835	12.0	64t	24

INTERCEPTIONS	NO	YDS	AVG	LG	TD
Figures	5	48	9.6	32	0
Hudson	3	26	8.7	23	0
Thomas	2	34	17.0	23	0
Davis	1	23	23.0	23	0
Kopp	1	9	9.0	9	0
Beasley	1	5	5.0	5	0
Robinson	1	0	0.0	0	0
Jaguars	14	145	10.4	32	0
Opponents	9	184	20.4	47t	2

PUNTING	NO	YDS	AVG	NET	TB	IN	LG	B
Barker	66	2,964	44.9	38.8	8	27	64	0
Jaguars	65	2,964	44.9	38.8	8	27	64	0
Opponents	73	3,060	41.9	34.4	7	20	72	1

PUNT RET.	NO	FC	YDS	AVG	LG	TD
Barlow	36	16	412	11.4	52	0
Jaguars	36	16	412	11.4	52	0
Opponents	29	7	241	8.3	25	0

KICKOFF RET.	NO	YDS	AVG	LG	TD
Jackson	32	653	20.4	38	0
Barlow	10	267	26.7	92t	1
Logan	10	236	23.6	39	0
Mitchell	2	17	8.5	12	0
Davis	1	9	9.0	9	0
Hallock	1	6	6.0	6	0
Moore	1	36	36.0	36	0
Parker	1	9	9.0	9	0
Jaguars	58	1,233	21.3	92t	1
Opponents	77	1,730	22.5	85	0

2-POINT CONVERSIONS: Jackson  
Jaguars 1-2, Opponents 1-6

PASSING	ATT	CMP	PCT	YDS	YDS/ATT	TD	INT	LG	SK/YDS	RTG
Brunell	435	264	60.7	3,281	7.54	18	7	75	33/189	91.2
Matthews	40	26	65.0	275	6.88	0	0	43	1/0	84.9
Johnson	28	22	78.6	344	12.29	2	2	40	6/29	111.9
Barker	1	1	100.0	22	22.0	0	0	22	0/0	118.8
Jaguars	504	313	62.1	3,922	7.78	20	9	75	40/218	92.0
Opponents	532	320	60.2	3,835	7.21	24	14	64t	48/331	86.3



# SEASON RESULTS

## 1998 STATISTICS

HEAD COACH: TOM COUGHLIN

RECORD: 11-5 (.688)

STANDINGS: 1st, AFC CENTRAL

DATE	OPPONENT	RESULT	ATT.
Sept. 6	at Chicago	W, 24-23	55,614
Sept. 13	Kansas City	W, 21-16	69,821
Sept. 20	Baltimore	W, 24-10	67,069
Sept. 27	at Tennessee	W, 27-22	34,656
Oct. 12	Miami	W, 28-21	74,051
Oct. 18	at Buffalo	L, 16-17	77,635
Oct. 25	at Denver	L, 24-37	75,217
Nov. 1	at Baltimore	W, 45-19	68,915
Nov. 8	Cincinnati	W, 24-11	67,040
Nov. 15	Tampa Bay	W, 29-24	72,974
Nov. 22	at Pittsburgh	L, 15-30	59,124
Nov. 29	at Cincinnati	W, 34-17	55,432
Dec. 6	Detroit	W, 37-22	70,717
Dec. 13	Tennessee	L, 13-16	65,657
Dec. 20	at Minnesota	L, 10-50	64,363
Dec. 28	Pittsburgh	W, 21-3	74,143
Jan. 3	New England	W, 25-10	71,139
Jan. 10	at N.Y. Jets	L, 24-34	78,817

TOTAL FIRST DOWNS	JAGUARS	OPP.
Rushing	111	108
Passing	153	178
Penalty	23	23
3rd Down: Made/Att	94/220	81/222
3rd Down Pct.	42.7	36.5
4th Down: Made/Att	4/8	10/20
4th Down Pct.	50.0	50.0

POSSESSION AVG.	JAGUARS	OPP.
TOTAL NET YARDS	5,214	5,559
Avg. Per Game	325.9	347.4
Total Plays	989	1,057
Avg. Per Play	5.3	5.3
NET YARDS RUSHING	2,102	2,000
Avg. Per Game	131.4	125.0
Total Rushes	487	450
NET YARDS PASSING	3,112	3,559
Avg. Per Game	194.5	222.4
Sacked/Yards Lost	39/231	30/209
Gross Yards	3,343	3,768
Att./Comp.	463/269	577/325
Completion Pct.	58.1	56.3
Had Intercepted	12	13

PUNTS/AVERAGE	JAGUARS	OPP.
NET PUNTING AVG.	85/45.0	78/43.5
PENALTIES/YARDS	85/38.5	78/34.0
FUMBLES/BALL LOST	121/898	109/953
TOUCHDOWNS	18/8	25/17
Rushing	47	36
Passing	19	9
Returns	24	23
	4	4

BY PERIODS	1	2	3	4	OT	PTS
Jaguars	100	127	81	84	0	392
Opponents	42	138	53	105	0	338

SCORING	TD	RU	PA	RT	PAT	FG	S	TP
Hollis	0	0	0	0	45/45	21/26	0	108
Taylor	17	14	3	0			0	102
Smith	8	0	8	0			0	48
McCardell	6	0	6	0			0	38
Jones	4	0	4	0			0	24
Stewart	3	2	1	0			0	18
Mitchell	2	0	2	0			0	12
Banks	1	1	0	0			0	6
Barlow	1	0	0	1			0	6
Beasley	1	0	0	1			0	6
Darius	1	0	0	1			0	6
Quinn	1	1	0	0			0	6
Shelton	1	1	0	0			0	6
Whitted	1	0	0	1			0	6
Jaguars	47	19	24	4	45/45	21/26	0	392
Opponents	36	9	23	4	30/30	30/35	0	338

RUSHING	NO	YDS	AVG	LG	TD
Taylor	264	1,223	4.6	77t	14
Stewart	53	217	4.1	30	2
Brunell	49	192	3.9	18	0
Banks	26	140	5.4	51	1
Jones	39	121	3.1	21	0
Shelton	30	95	3.2	16	1
Quinn	11	77	7.0	17	1
Howard	7	16	2.3	5	0
Whitted	3	13	4.3	16	0
Martin	5	8	1.6	6	0
Jaguars	487	2,102	4.3	77t	19
Opponents	450	2,000	4.4	61	9

RECEIVING	NO	YDS	AVG	LG	TD
Smith	78	1,182	15.2	72t	8
McCardell	64	892	13.9	67t	6
Taylor	44	421	9.6	78t	3
Mitchell	38	363	9.6	38	2
Barlow	11	168	15.3	31	0
Shelton	10	79	7.9	19	0
Jones	8	90	11.3	31t	4
Stewart	6	42	7.0	19	1
Banks	4	20	5.0	10	0
Whitted	2	61	30.5	55	0
Jones	1	9	9.0	9	0
Moore	1	9	9.0	9	0
Crockett	1	4	4.0	4	0
Howard	1	3	3.0	3	0
Jaguars	269	3,343	12.4	78t	24
Opponents	325	3,768	11.6	79t	23

INTERCEPTIONS	NO	YDS	AVG	LG	TD
Beasley	3	35	11.7	34	0
Hudson	3	10	3.3	8	0
Hardy	2	40	20.0	24	0
Davis	2	34	17.0	34	0
Devine	1	0	0.0	0	0
Figures	1	0	0.0	0	0
Thomas	1	0	0.0	0	0
Jaguars	13	119	9.2	34	0
Opponents	12	216	18.0	78t	3

PUNTING	NO	YDS	AVG	NET	TB	IN	LG	B
Barker	85	3,824	45.0	38.5	11	28	65	0
Jaguars	85	3,824	45.0	38.5	11	28	65	0
Opponents	78	3,395	43.5	34.0	8	17	67	0

PUNT RET.	NO	FC	YDS	AVG	LG	TD
Barlow	43	14	555	12.9	85t	1
Logan	2	0	26	13.0	17	0
Jaguars	45	14	581	12.9	85t	1
Opponents	40	11	332	8.3	25	0

KICKOFF RET.	NO	YDS	AVG	LG	TD
Barlow	30	747	24.9	91	0
Logan	18	414	23.0	53	0
Banks	5	133	26.6	65	0
Jones	2	-1	-5	0	0
Mitchell	2	27	13.5	14	0
Fordham	1	0	0.0	0	0
Jones	1	21	21.0	21	0
McCardell	1	15	15.0	15	0
Sadowski	1	0	0.0	0	0
Moore	0	10	---	10	0
Jaguars	61	1,366	22.4	91	0
Opponents	76	1,858	24.4	88t	1

2-POINT CONVERSIONS: McCardell  
Jaguars 1-2, Opponents 1-6

FGs	1-19	20-29	30-39	40-49	50+
Hollis	1/1	8/10	8/9	4/5	0/1
Jaguars	1/1	8/10	8/9	4/5	0/1
Opponents	1/1	7/7	12/12	7/11	3/4

Hollis: (23G) (37N, 21N) (34G, 25B) (18G, 36G) (45N) (35G, 23G, 27G) (45G, 51N) (33G) (39G) (31G, 27G, 34G) () (23G, 47G) (44G, 43G, 30G) (21G, 29G) (25G) ()

Opponents: (45G, 35G, 42N, 19G) (36G, 43G, 29G) (25G) (34G, 32G, 32G) (54N) (24G) (31G, 63G, 32G) () (50G) (34G) (38G, 29G, 41G) (42N, 30G) (47N, 34G, 24G, 45G) (28G, 30G, 41G) (48G, 53G, 44G) (47N, 24G)

SACKS: Smeenge 7.5, Paup 6.5, Brackens 3.5, Pritchett 3.0, White 3.0, Smith 2.0, Hardy 1.5, Boyer 1.0, Wynn 1.0, Davis 0.5, Jurkovic 0.5

Jaguars 30, Opponents 39

TACKLES (Solo-Assists-Total): Hardy (100-86-186), Schwartz (49-64-113), Paup (56-50-106), Darius (61-44-105), Beasley (70-16-86), Thomas (51-18-69), Smeenge (24-42-66), T. Davis (44-20-64), Hudson (44-20-64), Jurkovic (23-38-61), Wynn (25-33-58), McManus (17-32-49), Brackens (26-22-48), Figures (37-9-46), White (18-20-38), Pritchett (23-14-37), Logan (16-13-29), Boyer (11-15-26), F. Smith (9-17-26), Curry (4-11-15), Payne (5-8-13), Mason (5-4-9), Hamilton (2-3-5), Settles (3-1-4), McElmurry (2-1-3), Threats (1-1-2), Devine (1-0-1)

### USUAL STARTING LINEUP

#### OFFENSE

QB Mark Brunell (14)  
RB Fred Taylor (12)  
FB Daimon Shelton (8)  
WR Keenan McCardell (15)  
WR Jimmy Smith (15)  
TE Pete Mitchell (16)  
Damon Jones (7)  
LT Tony Boselli (15)  
LG Ben Coleman (15)  
C Quentin Neujahr (16)  
RG Brian DeMarco (8)  
Rich Tylski (7)  
RT Leon Searcy (15)

#### DEFENSE

LE Joel Smeenge (14)  
LT John Jurkovic (9)  
Kelvin Pritchett (5)  
RT John Jurkovic (7)  
Kelvin Pritchett (4)  
Renaldo Wynn (4)  
RE Tony Brackens (8)  
Renaldo Wynn (7)  
SLB Bryce Paup (16)  
MLB Bryan Schwartz (12)  
Tom McManus (4)  
WLB Kevin Hardy (16)  
LCB Aaron Beasley (15)  
RCB Dave Thomas (12)  
Deon Figures (4)  
LS Donovan Darius (13)  
RS Chris Hudson (13)

PASSING	ATT	CMP	PCT	YDS	YDS/ATT	TD	INT	LG	SK/YDS	RTG
Brunell	354	208	58.8	2,601	7.35	20	9	78t	28/172	89.9
Quinn	64	34	53.1	387	6.05	2	3	64	9/49	62.4
Martin	45	27	60.0	355	7.89	2	0	67t	2/10	99.8
Jaguars	463	269	58.1	3,343	7.22	24	12	78t	39/231	87.1
Opponents	577	325	56.3	3,768	6.53	23	13	79t	30/209	80.1



# SEASON RESULTS

## 1999 STATISTICS

HEAD COACH: TOM COUGHLIN

RECORD: 14-2 (.688)

STANDINGS: 1st, AFC CENTRAL

DATE	OPPONENT	RESULT	ATT.
Sept. 12	San Francisco	W, 41-3	68,678
Sept. 19	at Carolina	W, 22-20	64,261
Sept. 26	Tennessee	L, 19-20	61,502
Oct. 3	at Pittsburgh	W, 17-3	57,308
Oct. 11	at N.Y. Jets	W, 16-6	78,216
Oct. 17	Cleveland	W, 24-7	62,047
Oct. 31	at Cincinnati	W, 41-10	49,138
Nov. 7	at Atlanta	W, 30-7	68,466
Nov. 14	Baltimore	W, 6-3	67,391
Nov. 21	New Orleans	W, 41-23	69,772
Nov. 28	at Baltimore	W, 30-23	68,428
Dec. 2	Pittsburgh	W, 20-6	68,806
Dec. 13	Denver	W, 27-24	71,357
Dec. 19	at Cleveland	W, 24-14	72,038
Dec. 26	at Tennessee	L, 14-41	66,641
Jan. 2	Cincinnati	W, 24-7	70,532
Jan. 15	Miami	W, 62-7	75,173
Jan. 23	Tennessee	L, 14-33	75,206

TOTAL FIRST DOWNS	JAGUARS	OPP.
Rushing	116	72
Passing	194	159
Penalty	21	17
3rd Down: Made/Att	92/230	72/215
3rd Down Pct.	40.0	33.5
4th Down: Made/Att	5/10	5/20
4th Down Pct.	50.0	25.0
POSSESSION AVG.	31:57	28:03
TOTAL NET YARDS	5,586	4,334
Avg. Per Game	349.1	270.9
Total Plays	1,085	951
Avg. Per Play	5.1	4.6
NET YARDS RUSHING	2,091	1,444
Avg. Per Game	130.7	90.3
Total Rushes	514	373
NET YARDS PASSING	3,495	2,890
Avg. Per Game	218.4	180.6
Sacked/Yards Lost	36/221	57/373
Gross Yards	3,716	3,263
Att./Comp.	535/320	521/291
Completion Pct.	59.8	55.9
Had Intercepted	11	19
PUNTS/AVERAGE	78/41.8	96/41.4
NET PUNTING AVG.	78/36.9	96/34.5
PENALTIES/YARDS	90/755	93/728
FUMBLES/BALL LOST	18/7	31/11
TOUCHDOWNS	42	24
Rushing	20	6
Passing	16	18
Returns	6	0

BY PERIODS	1	2	3	4	OT	PTS
Jaguars	61	109	103	123	0	396
Opponents	44	81	40	52	0	217

SCORING	TD	RU	PA	RT	PAT	FG	S	TP
Hollis	0	0	0	0	37/37	31/38	0	130
J. Stewart	13	13	0	0			0	78
J. Smith	6	0	6	0			0	38
F. Taylor	6	6	0	0			0	36
McCardell	5	0	5	0			0	32
Jones	4	0	4	0			0	24
Beasley	2	0	0	2			0	12
Brady	1	0	1	0			0	8
Brunell	1	1	0	0			0	8
Barlow	1	0	0	1			0	6
Brackens	1	0	0	1			0	6
Craft	1	0	0	1			0	6
Whitted	1	0	0	1			0	6
Team	0	0	0	0			2	4
Smeenge	0	0	0	0			1	2
Jaguars	42	20	16	6	37/37	31/38	3	396
Opponents	24	6	18	0	22/22	17/18	0	217

RUSHING	NO	YDS	AVG	LG	TD
J. Stewart	249	931	3.7	44t	13
Taylor	159	732	4.6	52	6
Brunell	47	208	4.4	15	1
Banks	23	82	3.6	21	0
Howard	13	55	4.2	22	0
Mack	7	40	5.7	19	0
Fiedler	13	26	2.0	15	0
Whitted	1	9	9.0	9	0
Barker	1	6	6.0	6	0
Shelton	1	2	2.0	2	0
Jaguars	514	2,091	4.1	52	20
Opponents	373	1,444	3.9	46	6

RECEIVING	NO	YDS	AVG	LG	TD
J. Smith	116	1,636	14.1	62	6
McCardell	78	891	11.4	49	5
Brady	32	346	10.8	30	1
J. Stewart	21	108	5.1	19	0
Jones	19	221	11.6	31	4
Barlow	16	202	12.6	31	0
Banks	14	137	9.8	38	0
Shelton	12	87	7.3	13	0
Taylor	10	83	8.3	41	0
Howard	1	8	8.0	8	0
Wiegert	1	-3	-3.0	-3	0
Jaguars	320	3,716	11.6	62	16
Opponents	291	3,263	11.2	65t	18

INTERCEPTIONS	NO	YDS	AVG	LG	TD
Beasley	6	200	33.3	93t	2
Darius	4	37	9.3	29	0
Thomas	2	36	18.0	36	0
Brackens	2	16	8.0	16t	1
Bryant	2	0	0.0	0	0
McElmurry	1	26	26.0	26	0
Marts	1	10	10.0	10	0
Boyer	1	5	5.0	5	0
Jaguars	19	330	17.4	93t	3
Opponents	11	149	13.5	43	0

PUNTING	NO	YDS	AVG	NET	TB	IN	LG	B
Barker	78	3,260	41.8	36.9	6	32	83	0
Jaguars	78	3,260	41.8	36.9	6	32	83	0
Opponents	96	3,976	41.4	34.5	10	21	75	1

PUNT RET.	NO	FC	YDS	AVG	LG	TD
Barlow	38	17	414	10.9	74t	1
McCardell	6	4	41	6.8	19	0
Logan	1	0	7	7.0	7	0
Jaguars	45	21	462	10.3	74t	1
Opponents	37	12	259	7.0	36	0

KICKOFF RET.	NO	YDS	AVG	LG	TD
Barlow	19	396	20.8	56	0
Whitted	8	187	23.4	98t	1
Mack	6	112	18.7	32	0
Banks	5	78	15.6	20	0
Jackson	3	58	19.3	23	0
McCardell	2	19	9.5	10	0
Chamblin	1	6	6.0	6	0
Logan	1	25	25.0	25	0
Shelton	1	0	0.0	0	0
Jones	0	0	---	---	0
Jaguars	46	881	19.2	98t	1
Opponents	64	1,474	23.0	66	0

2-POINT CONVERSIONS: Brady, Brunell, McCardell, Smith  
Jaguars 4-5, Opponents 0-2

FGs	1-19	20-29	30-39	40-49	50+
Hollis	0/0	12/13	8/9	10/15	1/1
Jaguars	0/0	12/13	8/9	10/15	1/1
Opponents	0/0	3/3	5/6	8/8	1/1

Hollis: (41G,32G,50G,42G) (36G,40G,31G,49N) (42G) (27G,41G) (32G,44G,21G) (20G,36G,24G) (43G,21G) (27G,48B,24G,34G) (28G,28G,41N) (45G,32G) () (25G,32G) (49G,23G) (49N,41G,48N) () (34N,27G,28N)

Opponents: (42G) () (44G,48G) (48G) (33G,42G) () (29G) () (23G) (52G,39N) (46G,31G,33G) (40G,38G) (40G) () (30G,20G) ()

SACKS: Brackens 12.0, Hardy 10.5, Walker 10.0, Smeenge 5.0, Boyer 4.0, Lake 3.5, L. Smith 3.0, Marts 2.0, Beasley 1.5, Payne 1.5, Wynn 1.5, Paup 1.0, Curry 0.5  
Jaguars 57, Opponents 36

TACKLES (Solo-Assists-Total): Hardy (87-66-153), Darius (68-47-115), Marts (66-46-112), Bryant (64-14-78), Brackens (47-29-76), Lake (56-15-71), Walker (34-37-71), Beasley (55-12-67), Payne (20-40-60), Smeenge (28-28-56), Paup (23-29-52), Boyer (23-20-43), Wynn (9-28-37), McElmurry (21-7-28), L. Smith (10-14-24), Thomas (12-3-15), Curry (4-6-10), McManus (5-4-9), Leroy (2-6-8), R. Stewart (3-5-8), Upshaw (4-4-8), Schwartz (3-3-6)

### USUAL STARTING LINEUP

#### OFFENSE

- QB Mark Brunell (15)
- RB Fred Taylor (9)
- James Stewart (7)
- FB Daimon Shelton (9)
- WR Keenan McCardell (15)
- WR Jimmy Smith (16)
- TE Kyle Brady (12)
- Damon Jones (8)
- LT Tony Boselli (16)
- LG Ben Coleman (12)
- C John Wade (16)
- RG Zach Wiegert (12)
- Rich Tylski (8)
- RT Leon Searcy (16)

#### DEFENSE

- LE Renaldo Wynn (10)
- Joel Smeenge (7)
- LT Gary Walker (16)
- RT Seth Payne (16)
- RE Tony Brackens (15)
- SLB Bryce Paup (14)
- MLB Lonnie Marts (16)
- WLB Kevin Hardy (16)
- LCB Fernando Bryant (16)
- RCB Aaron Beasley (16)
- SS Donovin Darius (16)
- FS Carnell Lake (16)

PASSING	ATT	CMP	PCT	YDS	YDS/ATT	TD	INT	LG	SK/YDS	RTG
Brunell	441	259	58.7	3,060	6.94	14	9	62	29/174	82.0
Fiedler	94	61	64.9	656	6.98	2	2	25t	7/47	83.5
Jaguars	535	320	59.8	3,716	6.95	16	11	62	36/221	82.3
Opponents	521	291	55.9	3,263	6.26	18	19	65t	57/373	71.0



# SEASON RESULTS

## 2000 STATISTICS

HEAD COACH: TOM COUGHLIN

RECORD: 7-9 (.438)

STANDINGS: 4TH, AFC CENTRAL

DATE	OPPONENT	RESULT	ATT.	RUSHING	NO	YDS	AVG	LG	TD	FGs	1-19	20-29	30-39	40-49	50+
Sept. 3	at Cleveland	W, 27-7	72,418	F. Taylor	292	1,399	4.8	71	12	Hollis	0/0	6/7	8/8	7/8	3/3
Sept. 10	at Baltimore	L, 36-39	68,843	Brunell	48	236	4.9	16	2	Lindsey	2/2	0/0	1/3	2/2	0/0
Sept. 17	Cincinnati	W, 13-0	45,653	Mack	54	145	2.7	14	1	Jaguars	2/2	6/7	9/11	9/10	3/3
Sept. 25	at Indianapolis	L, 14-43	56,816	A. Johnson	28	112	4.0	19	1	Opponents	2/2	6/7	4/5	5/10	0/0
Oct. 1	Pittsburgh	L, 13-24	64,351	Stith	20	55	2.8	12	1	Hollis: (50G,25G) (36G, 45G, 48G, 34G, 48G) () () () ()					
Oct. 8	Baltimore	L, 10-15	65,194	Howard	21	52	2.5	9t	1	(23G, 45G) (23G,33G, 51G) (42G, 49B) () (36G, 33G) (27G,					
Oct. 16	at Tennessee	L, 13-27	68,498	Soward	3	28	9.3	20	0	20G, 38G) (40G, 24G) (36G, 50G, 40G) (28N) (36G)					
Oct. 22	Washington	L, 16-35	69,061	J. Williams	2	8	4.0	4	0	Lindsey: (30G, 33N, 19G) () (19G, 48G) (49G, 31N)					
Oct. 29	at Dallas	W, 23-17 (OT)	63,554	Shelton	2	3	1.5	2	0	Opponents: () (44G) (44N, 47N) (41G, 22G) (19G) (47G,					
Nov. 12	Seattle	L, 21-28	68,063	Dukes	2	2	1.0	2	0	32G, 43G, 21G, 24G) (26G, 44N, 28G) () (19G) () (40G,					
Nov. 19	at Pittsburgh	W, 34-24	50,925	Quinn	2	-2	1.0	-1	0	42N) (30G, 38G, 28N) () (47N, 32G) (27G) (39N)					
Nov. 26	Tennessee	W, 16-13	65,454	Martin	7	-6	-0.9	2	0	SACKS: Brackens 7.5, Smeenge 6.0, Beasley 5.0,					
Dec. 3	Cleveland	W, 48-0	51,262	Jaguars	481	2,032	4.2	71	18	Walker 5.0, Boyer 3.5, Wynn 3.5, Hardy 3.0, Payne 2.0,					
Dec. 10	Arizona	W, 44-10	53,472	Opponents	436	1,685	3.9	45t	14	Darius 1.0, Logan 1.0, Nickerson 1.0, Spicer 1.0, Meier					
Dec. 17	at Cincinnati	L, 14-17	50,469							0.5 Jaguars 40, Opponents 54					
Dec. 23	at N.Y. Giants	L, 25-28	77,924							TACKLES (Solo-Assists-Total): Hardy (88-61-149),					

### TOTAL FIRST DOWNS

	JAGUARS	OPP.
Rushing	109	85
Passing	193	144
Penalty	16	23
Third Down: Made /Att.	100/235	74/203
Third Down Pct.	42.6	36.5
Fourth Down: Made/Att.	5/14	4/8
Fourth Down Pct.	35.7	50.0

### POSSESSION AVG.

Jaguars: 31:32, Opponents: 28:28

### TOTAL NET YARDS

Jaguars: 5,690, Opponents: 4,845

### Average per Game

Jaguars: 355.6, Opponents: 302.8

### Total Plays

Jaguars: 1,080, Opponents: 934

### Average Per Play

Jaguars: 5.3, Opponents: 5.2

### NET YARDS RUSHING

Jaguars: 2,032, Opponents: 1,685

### Average per Game

Jaguars: 127.0, Opponents: 105.3

### Total Rushes

Jaguars: 481, Opponents: 436

### NET YARDS PASSING

Jaguars: 3,658, Opponents: 3,160

### Average per Game

Jaguars: 228.6, Opponents: 197.5

### Sacked/Yards Lost

Jaguars: 54/289, Opponents: 40/247

### Gross Yards

Jaguars: 3,947, Opponents: 3,407

### Attempts/Completions

Jaguars: 545/333, Opponents: 458/258

### Completion Pct.

Jaguars: 61.1, Opponents: 56.3

### Had Intercepted

Jaguars: 15, Opponents: 12

### PUNTS/AVERAGE

Jaguars: 79/41.9, Opponents: 90/42.5

### NET PUNTING AVERAGE

Jaguars: 79/34.3, Opponents: 90/37.0

### PENALTIES/YARDS

Jaguars: 95/703, Opponents: 96/814

### FUMBLES/BALLS LOST

Jaguars: 27/14, Opponents: 26/18

### TOUCHDOWNS

Jaguars: 40, Opponents: 39

### Rushing

Jaguars: 18, Opponents: 14

### Passing

Jaguars: 22, Opponents: 23

### Returns

Jaguars: 0, Opponents: 2

### BY PERIODS

	1	2	3	4	OT	PTS
Jaguars	69	142	74	76	6	367
Opponents	59	88	61	119	0	327

### SCORING

	TD	RU	PA	RT	PAT	FG	S	TP
Hollis	0	0	0	0	33/33	24/26	0	105
F. Taylor	14	12	2	0			0	84
J. Smith	8	0	8	0			0	48
McCardell	5	0	5	0			0	30
Brady	3	0	3	0			0	20
Lindsey	0	0	0	0	5/5	5/7	0	20
Whitted	3	0	3	0			0	18
Brunell	2	2	0	0			0	12
Howard	1	1	0	0			0	6
A. Johnson	1	1	0	0			0	6
Mack	1	1	0	0			0	6
Soward	1	0	1	0			0	6
Stith	1	1	0	0			0	6
Jaguars	40	18	22	0	38/38	29/33	0	367
Opponents	39	14	23	2	36/36	17/24	1	327

RUSHING	NO	YDS	AVG	LG	TD
F. Taylor	292	1,399	4.8	71	12
Brunell	48	236	4.9	16	2
Mack	54	145	2.7	14	1
A. Johnson	28	112	4.0	19	1
Stith	20	55	2.8	12	1
Howard	21	52	2.5	9t	1
Soward	3	28	9.3	20	0
J. Williams	2	8	4.0	4	0
Shelton	2	3	1.5	2	0
Dukes	2	2	1.0	2	0
Quinn	2	-2	1.0	-1	0
Martin	7	-6	-0.9	2	0
Jaguars	481	2,032	4.2	71	18
Opponents	436	1,685	3.9	45t	14

RECEIVING	NO	YDS	AVG	LG	TD
McCardell	94	1,207	12.8	67t	5
J. Smith	91	1,213	13.3	65t	8
Brady	64	729	11.4	36	3
F. Taylor	36	240	6.7	19	2
Soward	14	154	11.0	45	1
Whitted	13	137	10.5	37t	3
A. Johnson	12	153	12.8	48	0
Shelton	4	48	12.0	16	0
Howard	3	26	8.7	13	0
Barlow	1	28	28.0	28	0
Jones	1	12	12.0	12	0
Jaguars	333	3,947	11.9	67t	22
Opponents	258	3,407	13.2	77t	23

INTERCEPTIONS	NO	YDS	AVG	LG	TD
R. Stewart	2	37	18.5	24	0
Darius	2	26	13.0	21	0
Logan	2	14	7.0	14	0
Beasley	1	39	39.0	39	0
Boyer	1	12	12.0	12	0
Nickerson	1	10	10.0	10	0
Brackens	1	7	7.0	7	0
Bryant	1	0	0.0	0	0
Hardy	1	0	0.0	0	0
Jaguars	12	145	12.1	39	0
Opponents	11	149	13.5	43	0

PUNTING	NO	YDS	AVG	NET	TB	IN	LG	B
Barker	76	3,194	42.0	34.4	5	29	65	0
Lindsey	3	117	39.0	32.3	1	0	46	0
Jaguars	79	3,311	41.9	34.3	6	29	65	0
Opponents	90	3,822	42.5	37.0	8	25	67	1

PUNT RET.	NO	FC	YDS	AVG	LG	TD
Barlow	29	14	200	6.9	21	0
Soward	14	5	108	7.7	18	0
McCardell	3	0	25	8.3	22	0
Jaguars	46	19	333	7.2	22	0
Opponents	38	7	478	12.6	82t	1

KICKOFF RET.	NO	YDS	AVG	LG	TD
Stith	33	785	23.8	47	0
Barlow	11	224	20.4	27	0
Mack	6	104	17.3	35	0
Soward	4	93	23.3	28	0
Whitted	4	67	16.8	20	0
J. Williams	2	50	25.0	30	0
Fordham	1	0	0.0	0	0
Leroy	1	0	0.0	0	0
Jaguars	62	1,323	21.3	47	0
Opponents	73	1,523	20.9	66	1

2-POINT CONVERSIONS: Brady  
Jaguars 1-1, Opponents 2-3

PASSING	ATT	CMP	PCT	YDS	YDS/ATT	TD	INT	LG	SK/YDS	RTG
Brunell	512	311	60.7	3,640	7.1	20	14	67t	54/289	84.0
Martin	33	22	66.7	307	9.30	2	1	65t	0/0	104.0
Jaguars	545	333	61.1	3,947	7.24	22	15	67t	54/289	85.2
Opponents	458	258	56.3	3,407	7.44	23	12	77t	40/247	85.8

### USUAL STARTING LINEUP

#### OFFENSE

- QB Mark Brunell (16)
- RB Fred Taylor (13)
- FB Daimon Shelton (9)
- WR Keenan McCardell (16)
- WR Jimmy Smith (14)
- TE Kyle Brady (16)
- LT Tony Boselli (16)
- LG Brad Meester (16)
- C Jeff Smith (12)
- RG Brenden Stai (16)
- RT Zach Wiegert (8)
- Todd Fordham (8)

#### DEFENSE

- LE Renaldo Wynn (14)
- LT Gary Walker (14)
- RT Seth Payne (16)
- RE Tony Brackens (16)
- SLB Kevin Hardy (6)
- MLB T.J. Slaughter (7)
- Hardy Nickerson (4)
- WLB Kevin Hardy (10)
- Brant Boyer (4)
- LCB Fernando Bryant (14)
- RCB Aaron Beasley (14)
- SS Donovin Darius (16)
- FS Rayna Stewart (9)
- Mike Logan (7)



# SEASON RESULTS

## 2001 STATISTICS

**HEAD COACH: TOM COUGHLIN**

**RECORD: 6-10 (.375)**

**STANDINGS: 5TH, AFC CENTRAL**

DATE	OPPONENT	RESULT	ATT.
Sept. 9	<b>Pittsburgh</b>	<b>W, 21-3</b>	<b>63,785</b>
Sept. 23	<b>Tennessee</b>	<b>W, 13-6</b>	<b>65,994</b>
Sept. 30	Cleveland	L, 14-23	57,875
Oct. 7	at Seattle	L, 15-24	54,524
Oct. 18	Buffalo	L, 10-13	58,893
Oct. 28	at Baltimore	L, 17-18	69,439
Nov. 4	at Tennessee	L, 24-28	68,798
<b>Nov. 11</b>	<b>Cincinnati</b>	<b>W, 30-13</b>	<b>57,161</b>
Nov. 18	at Pittsburgh	L, 7-20	62,644
Nov. 25	Baltimore	L, 21-24	53,530
Dec. 3	Green Bay	L, 21-28	66,908
<b>Dec. 9</b>	<b>at Cincinnati</b>	<b>W, 14-10</b>	<b>44,920</b>
<b>Dec. 16</b>	<b>at Cleveland</b>	<b>W, 15-10</b>	<b>72,818</b>
<b>Dec. 23</b>	<b>at Minnesota</b>	<b>W, 33-3</b>	<b>64,150</b>
Dec. 30	Kansas City	L, 26-30	59,396
Jan. 6	at Chicago	L, 13-33	66,944

• TV blackout

TOTAL FIRST DOWNS	JAGUARS	OPP.
Rushing	85	89
Passing	181	193
Penalty	23	18
Third Down: Made /Att.	70/198	87/227
Third Down Pct.	35.4	38.3
Fourth Down: Made/Att.	3/12	5/18
Fourth Down Pct.	25.0	27.8

POSSESSION AVG.	JAGUARS	OPP.
<b>TOTAL NET YARDS</b>	<b>4,840</b>	<b>5,070</b>
Average per Game	302.5	316.9
Total Plays	969	1,056
Average Per Play	5.0	4.8

NET YARDS RUSHING	JAGUARS	OPP.
Average per Game	100.0	100.7
Total Rushes	372	469

NET YARDS PASSING	JAGUARS	OPP.
Average per Game	202.5	216.2
Sacked/Yards Lost	63/430	43/298
Gross Yards	3,670	3,757
Attempts/Completions	534/321	544/354
Completion Pct.	60.1	65.1
Had Intercepted	14	12

PUNTS/AVERAGE	JAGUARS	OPP.
<b>NET PUNTING AVERAGE</b>	<b>82/37.1</b>	<b>83.35.0</b>
<b>PENALTIES/YARDS</b>	<b>97/710</b>	<b>96/834</b>
<b>FUMBLES/BALLS LOST</b>	<b>29/13</b>	<b>28/12</b>
<b>TOUCHDOWNS</b>	<b>34</b>	<b>30</b>
Rushing	11	15
Passing	20	13
Returns	3	2

BY PERIODS	1	2	3	4	OT	PTS
<b>Jaguars</b>	<b>49</b>	<b>83</b>	<b>90</b>	<b>72</b>	<b>0</b>	<b>294</b>
<b>Opponents</b>	<b>43</b>	<b>89</b>	<b>75</b>	<b>79</b>	<b>0</b>	<b>286</b>

SCORING	TD	RU	PA	RT	PAT	FG	S	TP
Hollis	0	0	0	0	29/31	18/28	0	83
Mack	10	9	1	0			0	60
J. Smith	8	0	8	0			0	48
McCardell	6	0	6	0			0	38
Joseph	3	0	2	1			0	18
Brady	2	0	2	0			0	12
Battles	1	0	0	1			0	6
Beasley	1	0	0	1			0	6
Brunell	1	1	0	0			0	6
D. Jones	1	0	1	0			0	6
Moreau	1	1	0	0			0	6
Brackens	0	0	0	0			1	2
Holmes	0	0	0	0	1/1	0/0	0	1
<b>Jaguars</b>	<b>34</b>	<b>11</b>	<b>20</b>	<b>3</b>	<b>30/32</b>	<b>18/28</b>	<b>2</b>	<b>294</b>
<b>Opponents</b>	<b>30</b>	<b>15</b>	<b>13</b>	<b>2</b>	<b>28/28</b>	<b>26/35</b>	<b>0</b>	<b>286</b>

RUSHING	NO	YDS	AVG	LG	TD
Mack	213	877	4.1	54	9
Joseph	68	294	4.3	27	0
Brunell	39	224	5.7	38	1
Taylor	30	116	3.9	24	0
Quinn	8	42	5.3	27	0
Moreau	8	27	3.4	14	1
Gibson	2	19	9.5	18	0
Whitted	1	4	4.0	4	0
Hanson	2	0	0.0	0	0
Smith	1	-3	-3.0	-3	0
<b>Jaguars</b>	<b>372</b>	<b>1,600</b>	<b>4.3</b>	<b>54</b>	<b>11</b>
<b>Opponents</b>	<b>469</b>	<b>1,611</b>	<b>3.4</b>	<b>40</b>	<b>15</b>

RECEIVING	NO	YDS	AVG	LG	TD
Smith	112	1,373	12.3	35t	8
McCardell	93	1,110	11.9	45	6
Brady	36	386	10.7	20t	2
Mack	23	165	7.2	25	1
Dawkins	20	234	11.7	28	0
Joseph	18	183	10.2	29t	2
Jones	8	140	17.5	40	1
Washington	5	36	7.2	12	0
Whitted	2	17	8.5	10	0
Gibson	2	13	6.5	9	0
F. Taylor	2	13	6.5	11	0
<b>Jaguars</b>	<b>321</b>	<b>3,670</b>	<b>11.4</b>	<b>45</b>	<b>20</b>
<b>Opponents</b>	<b>354</b>	<b>3,757</b>	<b>10.6</b>	<b>63</b>	<b>13</b>

INTERCEPTIONS	NO	YDS	AVG	LG	TD
Nickerson	3	4	1.3	2	0
Beasley	3	0	0.0	0	0
Battles	2	26	13.0	26	0
Craft	2	4	2.0	4	0
Darius	1	39	39.0	39	0
McCree	1	10	10.0	10	0
<b>Jaguars</b>	<b>12</b>	<b>83</b>	<b>6.9</b>	<b>39</b>	<b>0</b>
<b>Opponents</b>	<b>14</b>	<b>299</b>	<b>21.4</b>	<b>97t</b>	<b>2</b>

PUNTING	NO	YDS	AVG	NET	TB	IN	LG	B
Hanson	82	3,577	43.6	37.1	12	24	59	0
<b>Jaguars</b>	<b>82</b>	<b>3,577</b>	<b>43.6</b>	<b>37.1</b>	<b>12</b>	<b>24</b>	<b>59</b>	<b>0</b>
<b>Opponents</b>	<b>83</b>	<b>3,359</b>	<b>40.5</b>	<b>35.0</b>	<b>6</b>	<b>31</b>	<b>68</b>	<b>0</b>

PUNT RET.	NO	FC	YDS	AVG	LG	TD
Gibson	38	22	333	8.8	24	0
<b>Jaguars</b>	<b>38</b>	<b>22</b>	<b>333</b>	<b>8.8</b>	<b>24</b>	<b>0</b>
<b>Opponents</b>	<b>38</b>	<b>15</b>	<b>295</b>	<b>7.8</b>	<b>43</b>	<b>0</b>

KICKOFF RET.	NO	YDS	AVG	LG	TD
Gibson	26	511	19.7	35	0
Joseph	17	428	25.2	95t	1
Ross	8	150	18.8	26	0
Mack	2	49	24.5	31	0
Meier	2	14	7.0	8	0
Boyd	1	0	0.0	0	0
Price	1	4	4.0	4	0
Spicer	1	8	8.0	8	0
<b>Jaguars</b>	<b>58</b>	<b>1,164</b>	<b>20.1</b>	<b>95t</b>	<b>1</b>
<b>Opponents</b>	<b>65</b>	<b>1,266</b>	<b>19.5</b>	<b>49</b>	<b>0</b>

**2-POINT CONVERSIONS:** McCardell  
**Jaguars 1-2, Opponents 0-2**

FGs	1-19	20-29	30-39	40-49	50+
Hollis	0/0	4/5	8/11	6/11	0/1
<b>Jaguars</b>	<b>0/0</b>	<b>4/5</b>	<b>8/11</b>	<b>6/11</b>	<b>0/1</b>
<b>Opponents</b>	<b>0/0</b>	<b>11/12</b>	<b>4/5</b>	<b>10/15</b>	<b>1/3</b>

**Hollis:** (22N) (35G, 37N, 39G) (42N) (32G, 48G 52N 48G) (41G) (40G) (38G) () (47N) (38N) (34G, 30G, 42N) (44N) (43G, 46G, 37G) (39G, 23G 21G, 21G) (28G, 42N) (36B)

**Opponents:** (41G) (47N, 22G, 43G) (35G, 28G, 30G) (40N, 25G) (41N, 39N, 30G, 46G) (49G, 28G) (51N, 46N) (26G, 52G) (48G, 28G) (41G, 41N) (52N, 29B) (47G) (29G) (32G) (47G, 40G, 29G) (47G, 23G, 25G, 22G)

**SACKS:** Brackens 11.0, Walker 7.5, Hardy 5.5, Payne 5.0, Wynn 5.0, K. Thomas 3.0, Spicer 2.0, Battles 1.0, McCree 1.0, Slaughter 1.0, Westmoreland 1.0  
**Jaguars 43, Opponents 63**

**TACKLES (Solo-Assists-Total):** Nickerson (102-128-230), Darius (74-25-99), Hardy (61-37-98), Slaughter (50-42-92), Payne (46-40-86), Wynn (40-35-75), Walker (42-31-73), Brackens (41-30-71), Battles (50-14-64), Stroud (24-38-62), McCree (36-22-58), Bryant (50-6-56), Craft (48-8-56), Clark (20-28-48), K. Thomas (42-5-47), E. Thomas (15-29-44), Beasley (36-6-42), Spicer (22-19-41), Westmoreland (17-19-36), Meier (12-9-21), Posey (5-8-13), Tuipala (7-5-12), Wheeler (10-1-11), L. Smith (3-5-8), Boyd (2-2-4)

### USUAL STARTING LINEUP

#### OFFENSE

QB	Mark Brunell (15)
RB	Stacey Mack (11)
FB	Patrick Washington (6)
WR	Keenan McCardell (16)
WR	Jimmy Smith (16)
TE	Kyle Brady (16)
LT	Todd Fordham (12)
	Tony Boselli (3)
LG	Brad Meester (16)
C	Jeff Smith (16)
RG	Zach Wiegert (16)
RT	Maurice Williams (16)

#### DEFENSE

LE	Renaldo Wynn (16)
LT	Gary Walker (16)
RT	Seth Payne (16)
RE	Tony Brackens (12)
SLB	Kevin Hardy (9)
	Jeff Posey (5)
MLB	Hardy Nickerson (14)
WLB	T.J. Slaughter (6)
	Edward Thomas (4)
LCB	Fernando Bryant (9)
	Jason Craft (4)
RCB	Aaron Beasley (12)
SS	Donovin Darius (11)
	Ainsley Battles (5)
FS	Marlon McCree (10)
	Ainsley Battles (6)

PASSING	ATT	CMP	PCT	YDS	YDS/ATT	TD	INT	LG	SK/YDS	RTG
Brunell	473	289	61.1	3,309	7.00	19	13	44	57/387	84.1
Quinn	61	32	52.5	361	5.92	1	1	45	6/43	69.1
<b>Jaguars</b>	<b>534</b>	<b>321</b>	<b>60.1</b>	<b>3,670</b>	<b>6.87</b>	<b>20</b>	<b>14</b>	<b>45</b>	<b>63/430</b>	<b>82.4</b>
<b>Opponents</b>	<b>544</b>	<b>354</b>	<b>65.1</b>	<b>3,757</b>	<b>6.91</b>	<b>13</b>	<b>12</b>	<b>63</b>	<b>43/298</b>	<b>83.9</b>



# SEASON RESULTS

## 2002 STATISTICS

HEAD COACH: TOM COUGHLIN

RECORD: 6-10 (.375)

STANDINGS: 5TH, AFC SOUTH

DATE	OPPONENT	RESULT	ATT.
Sept. 8	Indianapolis	L, 25-28	56,595
<b>Sept. 15 at</b>	<b>Kansas City</b>	<b>W, 23-16</b>	<b>77,934</b>
<b>Sept. 29</b>	<b>N.Y. Jets</b>	<b>W, 28-3</b>	<b>55,670</b>
<b>Oct. 6</b>	<b>Philadelphia</b>	<b>W, 28-25</b>	<b>65,005</b>
Oct. 13 at	Tennessee	L, 14-23	68,804
Oct. 20 at	Baltimore	L, 10-17	69,173
Oct. 27	Houston	L, 19-21	53,721
Nov. 3 at	N.Y. Giants	L, 17-24	78,337
<b>Nov. 10</b>	<b>Washington</b>	<b>W, 26-7</b>	<b>66,665</b>
<b>Nov. 17 at</b>	<b>Houston</b>	<b>W, 24-21</b>	<b>69,711</b>
Nov. 24 at	Dallas	L, 19-21	62,204
Dec. 1	Pittsburgh	L, 23-25	55,260
Dec. 8	Cleveland	L, 20-21	46,267
<b>Dec. 15 at</b>	<b>Cincinnati</b>	<b>W, 29-15</b>	<b>42,092</b>
Dec. 22	Tennessee	L, 10-28	51,033
Dec. 29 at	Indianapolis	L, 13-20	56,755

\* TV blackout

TOTAL FIRST DOWNS	JAGUARS	OPP.
Rushing	105	112
Passing	156	188
Penalty	14	24
Third Down: Made /Att.	71/207	83/212
Third Down Pct.	34.3	39.2
Fourth Down: Made/Att.	18/26	11/20
Fourth Down Pct.	69.2	55.0

POSSESSION AVG.	JAGUARS	OPP.
<b>28:39</b>	<b>31:21</b>	
TOTAL NET YARDS	JAGUARS	OPP.
4,851	5,335	
Average per Game	303.2	333.4
Total Plays	959	1,042
Average Per Play	5.1	5.1

NET YARDS RUSHING	JAGUARS	OPP.
2,089	2,071	
Average per Game	130.6	129.4
Total Rushes	566	487
NET YARDS PASSING	JAGUARS	OPP.
2,762	3,264	
Average per Game	172.6	204.0
Sacked/Yards Lost	42/257	36/224

NET YARDS PASSING	JAGUARS	OPP.
2,762	3,264	
Average per Game	172.6	204.0
Sacked/Yards Lost	42/257	36/224
Gross Yards	3,019	3,488
Attempts/Completions	462/268	519/314
Completion Pct.	58.0	60.5
Had Intercepted	9	14

PUNTS/AVERAGE	JAGUARS	OPP.
81/44.2	65/38.7	
NET PUNTING AVERAGE	JAGUARS	OPP.
81/37.6	65/32.1	
PENALTIES/YARDS	JAGUARS	OPP.
89/685	96/717	
FUMBLES/BALLS LOST	JAGUARS	OPP.
12/6	20/13	

TOUCHDOWNS	JAGUARS	OPP.
Rushing	19	24
Passing	18	19
Returns	1	2

BY PERIODS	1	2	3	4	OT	PTS
Jaguars	41	102	72	113	0	328
Opponents	47	100	74	94	0	315

SCORING	TD	RU	PA	RT	PAT	FG	S	TP
Mack	9	9	0	0			0	54
Taylor	8	8	0	0			0	52
Smith	7	0	7	0			0	44
Seder	0	0	0	0	11/11	8/12	0	35
Epstein	0	0	0	0	13/13	5/9	0	28
Brady	4	0	4	0			0	24
Boyd	0	0	0	0	7/7	5/5	0	22
Garrard	2	2	0	0			0	12
Johnson	2	0	2	0			0	12
Lockett	2	0	2	0			0	12
Mitchell	2	0	2	0			0	12
Shaw	2	0	1	1			0	12
Cunningham	0	0	0	0	2/2	1/1	0	5
Meier	0	0	0	0			1	2
Jaguars	<b>38</b>	<b>19</b>	<b>18</b>	<b>1</b>	<b>33/33</b>	<b>19/27</b>	<b>2</b>	<b>328</b>
Opponents	<b>35</b>	<b>14</b>	<b>19</b>	<b>2</b>	<b>32/32</b>	<b>23/34</b>	<b>0</b>	<b>315</b>

RUSHING	NO	YDS	AVG	LG	TD
Taylor	287	1,314	4.6	63t	8
Mack	98	436	4.4	23	9
Brunell	43	207	4.8	27	0
Garrard	25	139	5.6	41t	2
Smith	1	2	2.0	2	0
Johnson	1	-9	-0.9	-9	0
Jaguars	<b>455</b>	<b>2089</b>	<b>4.6</b>	<b>63t</b>	<b>19</b>
Opponents	<b>487</b>	<b>2071</b>	<b>4.3</b>	<b>44t</b>	<b>14</b>

RECEIVING	NO	YDS	AVG	LG	TD
J. Smith	80	1,027	12.8	47	7
Taylor	49	408	8.3	72	0
Shaw	44	525	11.9	48	1
Brady	43	461	10.7	42t	4
Mitchell	25	246	9.8	45	2
Mack	11	79	7.2	12	0
Johnson	9	187	20.8	79t	2
Lockett	5	76	15.2	35	2
Luzar	1	5	5.0	5	0
Washington	1	5	5.0	5	0
Jaguars	<b>268</b>	<b>3,019</b>	<b>11.3</b>	<b>79t</b>	<b>18</b>
Opponents	<b>314</b>	<b>3,488</b>	<b>11.1</b>	<b>60t</b>	<b>19</b>

INTERCEPTIONS	NO	YDS	AVG	LG	TD
McCree	6	129	21.5	53	0
Craft	3	0	0.0	0	0
Bryant	1	26	26.0	26	0
Ayodele	1	22	22.0	22	0
Clark	1	7	7.0	7	0
Battles	1	6	6.0	6	0
Darius	1	3	3.0	3	0
Jaguars	<b>14</b>	<b>193</b>	<b>13.8</b>	<b>53</b>	<b>0</b>
Opponents	<b>9</b>	<b>141</b>	<b>15.7</b>	<b>40t</b>	<b>2</b>

PUNTING	NO	YDS	AVG	NET	TB	IN	LG	B
Hanson	81	3,583	44.2	37.6	10	27	64	0
Jaguars	<b>81</b>	<b>3,583</b>	<b>44.2</b>	<b>37.6</b>	<b>10</b>	<b>27</b>	<b>64</b>	<b>0</b>
Opponents	<b>65</b>	<b>2,518</b>	<b>38.7</b>	<b>32.1</b>	<b>6</b>	<b>19</b>	<b>65</b>	<b>1</b>

PUNT RET.	NO	FC	YDS	AVG	LG	TD
Shaw	25	17	310	12.4	69t	1
Charlton	1	0	0	0.0	0	0
Craft	1	0	1	1.0	1	0
Gibson	1	0	0	0.0	0	0
Jaguars	<b>28</b>	<b>17</b>	<b>311</b>	<b>11.1</b>	<b>69t</b>	<b>1</b>
Opponents	<b>39</b>	<b>11</b>	<b>339</b>	<b>8.7</b>	<b>43</b>	<b>0</b>

KICKOFF RET.	NO	YDS	AVG	LG	TD
Joseph	27	562	20.8	53	0
Mack	13	234	19.5	54	0
Charlton	10	236	23.6	32	0
Washington	5	35	7.0	11	0
Shaw	3	53	17.7	22	0
Lockett	1	-2	-2.0	-2	0
Luzar	1	0	0.0	0	0
Redmond	1	32	32.0	32	0
Spicer	1	12	12.0	12	0
Tuipala	1	3	3.0	3	0
Jaguars	<b>62</b>	<b>1,323</b>	<b>21.3</b>	<b>47</b>	<b>0</b>
Opponents	<b>73</b>	<b>1,523</b>	<b>20.9</b>	<b>66</b>	<b>1</b>

2-POINT CONVERSIONS: Taylor 2, Smith  
Jaguars 3-5, Opponents 2-3

FGs	1-19	20-29	30-39	40-49	50+
Seder	0/0	4/4	2/3	2/4	0/1
Epstein	0/0	3/3	2/3	0/2	0/1
Boyd	0/0	3/3	2/2	0/0	0/0
Cunningham	0/0	1/1	0/0	0/0	0/0
Jaguars	<b>0/0</b>	<b>11/11</b>	<b>6/8</b>	<b>2/6</b>	<b>0/2</b>
Opponents	<b>2/2</b>	<b>7/7</b>	<b>7/12</b>	<b>5/11</b>	<b>2/2</b>

Seder: (0) (0) (0) (0) (0) (50N, 35N, 34G) (24G) (27G, 43G, 27G, 42G) (22G, 40N) (41N, 31G) (0) (0) (0) (0) Boyd: (0) (0) (0) (0) (0) (0) (0) (0) (0) (0) (33G, 22G) (0) (24G) (32G, 23G)  
Cunningham: (0) (0) (0) (0) (0) (0) (0) (0) (0) (0) (23G) (0) (0) TEAM: (52N, 27G) (26G, 43N) (44N) (34G, 31G) (0) (39N, 22G) (50N, 35N, 34G) (24G) (27G, 43G, 27G, 42G) (22G, 40N) (41N, 31G) (23G) (33G, 22G) (0) (24G) (32G, 23G)

Opponents: (33B) (25G, 38G, 39G) (46G) (31G) (40G, 26G, 33G, 32N) (46N, 30G) (45N, 43G, 45G) (41N, 37N, 27G) (49N) (0) (33N) (25G, 29G, 30G, 46G, 33G, 50G) (42N, 36B) (51G, 18G, 25G) (46N) (19G, 27G)

SACKS: Henderson 6.5, Stroud 6.5, Coleman 5.0, Spicer 4.0, Ayodele 3.0, Clark 2.0, Meier 2.0, Brackens 1.0, Charlton 1.0, Darius 1.0, McCree 1.0, Rainer 1.0, L. Smith 1.0, Westmoreland 1.0  
Jaguars 36, Opponents 42

TACKLES (Solo-Assists-Total): Rainer (87-101-188), Clark (73-79-152), Darius (74-42-116), Ayodele (51-57-108), Slaughter (47-59-106), McCree (63-22-85), Stroud (40-39-79), Henderson (59-20-79), Bryant (61-6-67), Craft (55-11-66), Westmoreland (26-38-65), Coleman (27-27-54), Spicer (28-17-45), Smith (16-20-36), Meier (20-12-32), Battles (19-6-25), Thomas (23-1-24), Charlton (22-2-24), Brackens (8-8-16), Tuipala (1-4-5), Boyd (3-1-4), Bean (1-0-1), Colinet (1-0-1), Combs (0-1-1), Mills (0-1-1)

### USUAL STARTING LINEUP

OFFENSE		
WR	Jimmy Smith (16)	
LT	Zach Wiegert (5)	
	Mike Pearson (11)	
LG	Brad Meester (16)	
C	John Wade (16)	
RG	Chris Naeole (16)	
RT	Maurice Williams (5)	
	Todd Fordham (9)	
TE	Kyle Brady (16)	
WR	Patrick Johnson (6)	
	Bobby Shaw (10)	
QB	Mark Brunell (15)	
RB	Fred Taylor (16)	
FB/TE	Pete Mitchell (11)	
	Patrick Washington (3)	
DEFENSE		
LE	Marco Coleman (16)	
DT	Marcus Stroud (16)	
DT	John Henderson (13)	
RE	Tony Brackens (5)	
	Rob Meier (7)	
	Paul Spicer (4)	
SLB	Danny Clark (12)	
MLB	Wali Rainer (14)	
WLB	T.J. Slaughter (11)	
LCB	Fernando Bryant (16)	
RCB	Jason Craft (16)	
SS	Donovin Darius (16)	
FS	Marlon McCree (16)	

PASSING	ATT	CMP	PCT	YDS	YDS/ATT	TD	INT	LG	SK/YDS	RTG
Brunell	416	245	58.9	2,788	6.70	17	7	79t	34/210	85.7
Garrard	46	23	50.0	231	5.02	1	2	22	7/40	53.8
Johnson	0	0	0.0	0	0.00	0	0	0	1/7	0.0
Jaguars	<b>462</b>	<b>268</b>	<b>58.0</b>	<b>3,019</b>	<b>6.53</b>	<b>18</b>	<b>9</b>	<b>79t</b>	<b>42/257</b>	<b>82.5</b>
Opponents	<b>519</b>	<b>314</b>	<b>60.5</b>	<b>3,488</b>	<b>6.72</b>	<b>19</b>	<b>14</b>	<b>60t</b>	<b>36/224</b>	<b>81.5</b>



# SEASON RESULTS

## 2003 STATISTICS

HEAD COACH: JACK DEL RIO

RECORD: 5-11 (.313)

STANDINGS: 3RD, AFC SOUTH

DATE	OPPONENT	RESULT	ATT.
Sept. 7	at Carolina	L, 23-24	72,134
Sept. 14	Buffalo	L, 17-38	58,613
Sept. 21	at Indianapolis	L, 13-23	55,770
Sept. 28	at Houston	L, 20-24	70,041
Oct. 5	San Diego	W, 27-21	48,954
Oct. 12	Miami	L, 10-24	66,437
Oct. 26	Tennessee	L, 17-30	55,918
Nov. 2	at Baltimore	L, 17-24	69,486
Nov. 9	Indianapolis	W, 28-23	45,037
Nov. 16	at Tennessee	L, 3-10	68,809
Nov. 23	at N.Y. Jets	L, 10-13	77,614
Nov. 30	Tampa Bay	W, 17-10	60,543
Dec. 7	Houston	W, 27-0	43,363
Dec. 14	at New England	L, 13-27	68,436
Dec. 21	New Orleans	W, 20-19	49,207
Dec. 28	at Atlanta	L, 14-21	70,266

TOTAL FIRST DOWNS		305	276
Rushing	118	84	
Passing	163	172	
Penalty	24	20	
Third Down: Made/Att.	80/216	92/218	
Third Down Pct.	37.0	42.2	
Fourth Down: Made/Att.	13/26	7/14	
Fourth Down Pct.	50.0	50.0	
POSSESSION AVG.	30:09	29:51	
TOTAL NET YARDS	5,358	4,657	
Average per Game	334.9	291.1	
Total Plays	1,024	976	
Average Per Play	5.2	4.8	
NET YARDS RUSHING	2,073	1,406	
Average per Game	129.6	87.9	
Total Rushes	481	442	
NET YARDS PASSING	3,285	3,251	
Average per Game	205.3	203.2	
Sacked/Yards Lost	28/136	24/134	
Gross Yards	3,421	3,385	
Atts/Completions	515/303	510/303	
Completion Pct.	58.8	59.4	
Had Intercepted	17	15	
PUNTS/AVERAGE	69/41.3	75/41.0	
NET PUNTING AVE.	69/33.5	75/34.1	
PENALTIES/YARDS	108/895	103/881	
FUMBLES/BALLS LOST	27/14	26/12	
TOUCHDOWNS	31	37	
Rushing	13	12	
Passing	17	23	
Returns	1	2	

BY PERIODS	1	2	3	4	OT	PTS
Jaguars	34	93	57	92	0	276
Opponents	85	81	57	108	0	331

SCORING	TD	RU	PA	RT	PAT	FG	S	TP
Marler	0	0	0	0	30/30	20/33	0	90
Taylor	7	6	1	0			0	42
Smith	4	0	4	0			0	24
T. Edwards	3	0	3	0			0	18
Toefield	3	2	1	0			0	18
Hatchette	2	0	2	0			0	12
Leftwich	2	2	0	0			0	12
Wrightster	2	0	2	0			0	12
Allen	1	0	1	0			0	6
Ayodele	1	0	0	1			0	6
Brady	1	0	1	0			0	6
Brunell	1	1	0	0			0	6
M. Edwards	1	1	0	0			0	6
F.-Ma'afala	1	1	0	0			0	6
Johnson	1	0	1	0			0	6
Lewis	1	0	1	0			0	6
Jaguars	31	13	17	1	30/30	20/33	0	276
Opp.	37	12	23	2	33/34	24/27	1	331

RUSHING	NO	YDS	AVG	LG	TD
Taylor	345	1,572	4.6	62	6
Toefield	53	212	4.0	30	2
Fuamatu-Ma'afala	35	144	4.1	18	1
Leftwich	25	108	4.3	18	2
Brunell	8	19	2.4	12	1
M. Edwards	7	13	1.9	3	1
Allen	4	8	2.0	6	0
Lewis	1	6	6.0	6	0
T. Edwards	3	-9	-3.0	4	0
Jaguars	481	2,073	4.3	62	13
Opponents	442	1,406	3.2	29t	12

RECEIVING	NO	YDS	AVG	LG	TD
Smith	54	805	14.9	67	4
Taylor	48	370	7.7	60t	1
T. Edwards	35	487	13.9	84t	3
M. Edwards	31	226	7.3	32	0
Brady	29	281	9.7	26	1
Johnson	17	253	14.9	28	1
Hankton	17	166	9.8	22	0
Hatchette	15	203	13.5	45	2
Toefield	14	105	7.5	16	1
Wrightster	13	150	11.5	30	2
Stokes	13	116	8.9	22	0
Allen	6	60	10.0	31	1
Lewis	4	100	25.0	65t	1
Redmond	3	67	22.3	29	0
Luzar	3	30	10.0	21	0
Fuamatu-Ma'afala	1	2	2.0	2	0
Jaguars	303	3,421	11.3	84t	17
Opponents	303	3,385	11.2	75t	23

INTERCEPTIONS	NO	YDS	AVG	LG	TD
Peterson	3	8	2.7	7	0
Craft	2	29	14.5	21	0
Ayodele	2	15	7.5	13	0
Mathis	2	0	0.0	0	0
Cooper	1	12	12.0	12	0
Brackens	1	4	4.0	4	0
Darius	1	4	4.0	4	0
Trapp	1	4	4.0	4	0
Spicer	1	2	2.0	2	0
Bryant	1	0	0.0	0	0
Jaguars	15	78	5.2	21	0
Opponents	17	198	11.6	52	1

PUNTING	NO	YDS	AVG	NET	TB	IN	LG	B
Royals	45	1,852	41.2	34.8	5	9	51	0
Hanson	23	1,001	43.5	31.1	1	4	58	1
Jaguars	69	2,853	41.3	33.5	6	13	58	1
Opponents	75	3,077	41.0	34.1	7	24	58	0

PUNT RET.	NO	FC	YDS	AVG	LG	TD
Allen	27	15	324	12.0	52	0
Lewis	5	0	45	9.0	14	0
Mathis	2	3	7	3.5	6	0
Jaguars	34	18	376	11.1	52	0
Opponents	40	3	420	10.5	40	0

KICKOFF RET.	NO	YDS	AVG	LG	TD
Allen	41	831	20.3	61	0
Toefield	14	272	19.4	35	0
Lewis	6	111	18.5	26	0
M. Edwards	2	44	22.0	24	0
Redmond	1	21	21.0	21	0
T. Edwards	1	20	20.0	20	0
Brady	1	10	10.0	10	0
Mathis	1	7	7.0	7	0
Jaguars	67	1,316	19.6	61	0
Opponents	58	1,227	21.2	58	0

2-POINT CONVERSIONS: Jaguars 0-1, Opponents 1-3

PASSING	ATT	CMP	PCT	YDS	YDS/ATT	TD	INT	LG	SK/YDS	RTG
Leftwich	418	239	57.2	2,819	6.74	14	16	84t	19/90	73.0
Brunell	82	54	65.9	484	5.90	2	0	65t	9/46	89.7
Garrard	12	9	75.0	86	7.17	1	0	28	0/0	122.2
Toefield	2	1	50.0	32	16.00	0	0	32	0/0	95.8
Royals	1	0	0.00	0	0.00	0	1	0	0/0	0.0
Jaguars	515	303	58.8	3,421	6.64	17	17	84t	28/136	76.0
Opponents	510	303	59.4	3,385	6.64	23	15	75t	24/134	82.0

FGs	1-19	20-29	30-39	40-49	50+
Marler	0/0	10/11	4/8	5/12	1/2
Jaguars	0/0	10/11	4/8	5/12	1/2
Opponents	0/0	8/8	9/9	6/8	1/2

Marler: (40G, 55B) (48N, 44G) (46N, 49G, 41N, 37G) (29G, 20G) (53G, 27G) (20G, 31N) (49G) (24G) () (44N, 39G) (36N, 23G) (46N, 28G, 41N) (35G, 41N, 28G) (24G, 23G, 34N) (43G, 35G, 21B) (30B)

Opponents: (49G) (27G) (46G, 36G, 29G) (48G, 50N) () (51G) (43G, 43G, 33G) (23G, 32G, 23G) (27G, 26G, 27G) (33G, 48N) (36G, 35G) (47G, 45N) () (22G, 31G) (33G, 38G) ()

SACKS: Brackens 6.0, Stroud 4.5, Douglas 3.5, Henderson 3.5, Meier 1.5, Ayodele 1.0, Barnes 1.0, Peterson 1.0, Slaughter 1.0, Thomas 1.0  
Jaguars 24, Opponents 28

TACKLES (Solo-Assists-Total): Peterson (87-80-167), Ayodele (97-53-150), Darius (65-53-118), Stroud (82-19-101), Mathis (72-19-91), Henderson (60-17-77), Cooper (37-37-74), Clark (38-35-73), Bryant (59-12-71), Brackens (41-12-53), Spicer (24-13-37), Douglas (27-4-31), Craft (25-5-30), Meier (25-5-30), Slaughter (14-11-25), Barnes (13-2-15), Thomas (7-5-12), A. Mitchell (7-3-10), K. Mitchell (3-7-10), Trapp (3-2-5), Leonard (4-0-4), McCree (0-2-2), Franklin (1-0-1), Adams (0-1-1)

### USUAL STARTING LINEUP

#### OFFENSE

QB	Byron Leftwich (13)
	Mark Brunell (3)
RB	Fred Taylor (16)
FB	Marc Edwards (16)
WR	Jimmy Smith (12)
	Matthew Hatchette (4)
WR	Troy Edwards (11)
	J.J. Stokes (3)
TE	Kyle Brady (15)
LT	Mike Pearson (16)
LG	Vince Manuwai (14)
	Jamar Nesbit (2)
C	Brad Meester (16)
RG	Chris Naeole (16)
RT	Maurice Williams (16)

#### DEFENSE

LE	Tony Brackens (15)
DT	Marcus Stroud (16)
DT	John Henderson (16)
RE	Hugh Douglas (16)
OLB	Akin Ayodele (16)
MLB	Mike Peterson (16)
OLB	Danny Clark (9)
	T.J. Slaughter (3)
	Keith Mitchell (2)
LCB	Fernando Bryant (16)
RCB	Rashean Mathis (10)
	Jason Craft (6)
FS	Deke Cooper (10)
	Rashean Mathis (6)
SS	Donovin Darius (16)



# SEASON RESULTS

## 2004 STATISTICS

HEAD COACH: JACK DEL RIO

RECORD: 9-7 (.563)

STANDINGS: 2ND, AFC SOUTH

DATE	OPPONENT	RESULT	ATT.
Sept. 12	at Buffalo	W, 13-10	72,389
Sept. 19	Denver •	W, 7-6	69,127
Sept. 26	at Tennessee	W, 15-12	68,932
Oct. 3	Indianapolis	L, 17-24	73,114
Oct. 10	at San Diego	L, 21-34	52,101
Oct. 17	Kansas City •	W, 22-16	66,413
Oct. 24	at Indianapolis	W, 27-24	56,615
Oct. 31	at Houston	L, 6-20	70,502
Nov. 14	Detroit •	W, 23-17 (OT)	66,431
Nov. 21	Tennessee •	L, 15-18	69,703
Nov. 28	at Minnesota	L, 16-27	64,004
Dec. 5	Pittsburgh	L, 16-17	76,877
Dec. 12	Chicago •	W, 22-3	67,572
Dec. 19	at Green Bay	W, 28-25	70,437
Dec. 26	Houston •	L, 0-21	66,227
Jan. 2	at Oakland	W, 13-6	41,112

RUSHING	NO	YDS	AVG	LG	TD
Taylor	260	1,224	4.7	46	2
Toefield	51	169	3.3	16	0
G. Jones	62	162	2.6	12	3
Leftwich	39	148	3.8	17	2
Garrard	12	76	6.3	12	1
Fuamatu-Ma'afala	20	69	3.5	10	1
T. Edwards	2	2	1.0	2	0
<b>Jaguars</b>	<b>446</b>	<b>1,850</b>	<b>4.1</b>	<b>46</b>	<b>9</b>
<b>Opponents</b>	<b>438</b>	<b>1,777</b>	<b>4.1</b>	<b>47</b>	<b>7</b>

RECEIVING	NO	YDS	AVG	LG	TD
Smith	74	1,172	15.8	65	6
T. Edwards	50	533	10.7	36	1
Taylor	36	345	9.6	64t	1
Toefield	28	151	5.4	16	1
Williams	27	268	9.9	26	1
Wilford	19	271	14.3	46	2
Yoder	14	157	11.2	56	0
Brady	14	103	7.4	21	1
Wrightster	10	69	6.9	12	1
Hankton	9	81	9.0	14t	2
M. Edwards	7	41	5.9	15	0
B. Jones	6	84	14.5	26t	1
Fuamatu-Ma'afala	4	19	4.8	8	0
G. Jones	3	13	4.3	9	0
Allen	2	8	4.0	5	0
Lewis	1	4	4.0	4	0
Leftwich	1	-7	-7.0	-7	0
<b>Jaguars</b>	<b>305</b>	<b>3,315</b>	<b>10.9</b>	<b>65</b>	<b>17</b>
<b>Opponents</b>	<b>306</b>	<b>3,574</b>	<b>11.7</b>	<b>54</b>	<b>18</b>

INTERCEPTIONS	NO	YDS	AVG	LG	TD
Darius	5	80	16.0	37	0
Mathis	5	42	8.4	21	0
Grant	2	4	2.0	4	0
Washington	2	0	0.0	0	0
Cooper	1	0	0.0	0	0
D. Smith	1	0	0.0	0	0
<b>Jaguars</b>	<b>16</b>	<b>126</b>	<b>7.9</b>	<b>37</b>	<b>0</b>
<b>Opponents</b>	<b>11</b>	<b>163</b>	<b>14.8</b>	<b>43t</b>	<b>1</b>

PUNTING	NO	YDS	AVG	NET	TB	IN	LG	B
Hanson	84	3,592	42.8	35.5	9	28	69	0
<b>Jaguars</b>	<b>84</b>	<b>3,592</b>	<b>42.8</b>	<b>35.5</b>	<b>9</b>	<b>28</b>	<b>69</b>	<b>0</b>
<b>Opponents</b>	<b>74</b>	<b>3,265</b>	<b>44.1</b>	<b>35.1</b>	<b>13</b>	<b>19</b>	<b>80</b>	<b>0</b>

PUNT RET.	NO	FC	YDS	AVG	LG	TD
Lewis	23	7	227	9.9	50	0
Allen	15	2	144	9.6	32	0
T. Edwards	3	1	26	8.7	14	0
Mathis	1	0	8	8.0	8	0
<b>Jaguars</b>	<b>42</b>	<b>10</b>	<b>405</b>	<b>9.6</b>	<b>50</b>	<b>0</b>
<b>Opponents</b>	<b>38</b>	<b>13</b>	<b>429</b>	<b>11.3</b>	<b>83t</b>	<b>2</b>

KICKOFF RET.	NO	YDS	AVG	LG	TD
Lewis	21	386	18.4	26	0
T. Edwards	15	335	22.3	45	0
Allen	11	210	19.1	25	0
G. Jones	5	90	18.0	23	0
Toefield	3	43	14.3	19	0
Brady	1	15	15.0	15	0
M. Edwards	1	8	8.0	8	0
<b>Jaguars</b>	<b>57</b>	<b>1,087</b>	<b>19.1</b>	<b>45</b>	<b>0</b>
<b>Opponents</b>	<b>50</b>	<b>995</b>	<b>19.9</b>	<b>52</b>	<b>0</b>

2-POINT CONVERSIONS: R. Williams 2, B. Jones, Wilford  
**Jaguars 4-4, Opponents 2-3**

TOTAL FIRST DOWNS	JAGUARS	OPP.
Rushing	88	83
Passing	161	181
Penalty	30	26
Third Down: Made /Att.	80/217	84/205
Third Down Pct.	36.9	41.0
Fourth Down: Made/Att.	10/18	5/10
Fourth Down Pct.	55.6	50.0
<b>POSSESSION AVG.</b>	<b>30:28</b>	<b>29:32</b>
<b>TOTAL NET YARDS</b>	<b>5,009</b>	<b>5,134</b>
Average per Game	313.1	320.9
Total Plays	991	972
Average Per Play	5.1	5.3
<b>NET YARDS RUSHING</b>	<b>1,850</b>	<b>1,777</b>
Average per Game	115.6	111.1
Total Rushes	446	438
<b>NET YARDS PASSING</b>	<b>3,159</b>	<b>3,357</b>
Average per Game	197.4	209.8
Sacked/Yards Lost	32/156	37/217
Gross Yards	3,315	3,574
Attempts/Completions	513/305	497/306
Completion Pct.	59.5	61.6
Had Intercepted	11	16
<b>PUNTS/AVERAGE</b>	<b>84/42.8</b>	<b>74/44.1</b>
<b>NET PUNTING AVG.</b>	<b>84/35.5</b>	<b>74/35.1</b>
<b>PENALTIES/YARDS</b>	<b>109/940</b>	<b>118/966</b>
<b>FUMBLES/BALLS LOST</b>	<b>23/11</b>	<b>30/12</b>
<b>TOUCHDOWNS</b>	<b>26</b>	<b>31</b>
Rushing	9	7
Passing	17	18
Returns	0	6

BY PERIODS	1	2	3	4	OT	PTS
Jaguars	35	75	56	89	6	261
Opponents	61	86	34	99	0	280

SCORING	TD	RU	PA	RT	PAT	FG	S	TP
Scobee	0	0	0	0	21/21	24/31	0	93
J. Smith	6	0	6	0	0	0	36	0
G. Jones	3	3	0	0	0	0	18	0
Taylor	3	2	1	0	0	0	18	0
Wilford	2	0	2	0	0	0	14	0
Hankton	2	0	2	0	0	0	12	0
Leftwich	2	2	0	0	0	0	12	0
R. Williams	1	0	1	0	0	0	10	0
B. Jones	1	0	1	0	0	0	8	0
Brady	1	0	1	0	0	0	6	0
T. Edwards	1	0	1	0	0	0	6	0
Fu-Mafala	1	1	0	0	0	0	6	0
Garrard	1	1	0	0	0	0	6	0
Toefield	1	0	1	0	0	0	6	0
Wrightster	1	0	1	0	0	0	6	0
Favors	0	0	0	0	0	0	2	0
D. Smith	0	0	0	0	0	0	2	0
<b>Jaguars</b>	<b>26</b>	<b>9</b>	<b>17</b>	<b>0</b>	<b>21/21</b>	<b>24/31</b>	<b>2</b>	<b>261</b>
<b>Opponents</b>	<b>31</b>	<b>7</b>	<b>18</b>	<b>6</b>	<b>27/28</b>	<b>21/28</b>	<b>0</b>	<b>280</b>

PASSING	ATT	CMP	PCT	YDS	YDS/ATT	TD	INT	LG	SK/YDS	RTG
Leftwich	441	267	60.5	2,941	6.67	15	10	65	25/114	82.2
Garrard	72	38	52.8	374	5.19	2	1	36t	6/35	71.2
Toefield	0	0	0.00	0	0.00	0	0	0	1/7	0.0
<b>Jaguars</b>	<b>513</b>	<b>305</b>	<b>59.5</b>	<b>3,315</b>	<b>6.46</b>	<b>17</b>	<b>11</b>	<b>65</b>	<b>32/156</b>	<b>80.7</b>
<b>Opponents</b>	<b>497</b>	<b>306</b>	<b>61.6</b>	<b>3,574</b>	<b>7.19</b>	<b>18</b>	<b>16</b>	<b>54</b>	<b>37/217</b>	<b>82.0</b>

FGs	1-19	20-29	30-39	40-49	50+
Scobee	0/0	10/10	8/11	5/7	1/3
<b>Jaguars</b>	<b>0/0</b>	<b>10/10</b>	<b>8/11</b>	<b>5/7</b>	<b>1/3</b>
<b>Opponents</b>	<b>0/0</b>	<b>9/9</b>	<b>7/10</b>	<b>5/8</b>	<b>0/1</b>

Scobee: (25G, 27G) ( ) ( ) (35N, 48G, 42G, 22G) ( ) (51N) (26G, 32G, 26G, 53G) (44G, 49N, 36G) (31G) (35G, 48G, 44N) (33G, 32G, 42G) (32N, 20G, 29G, 36G, 60N) (30G, 25G) ( ) (31N) (26G, 22G)

Opponents: (42N, 25G) (44G, 22G, 51N) (26G, 40G) (46G) (21G, 28G) (31G, 42N) (34G) (38G, 21G) (32N, 21G) (41G) (25G, 33G) (37G) (47N, 42G) (35G, 31N) (34B) (35G, 27G)

SACKS: Favors 5.5, Henderson 5.5, Peterson 5.0, Stroud 4.5, McCray 3.5, Gildon 3.0, Ayodele 2.0, D. Smith 2.0, Barnes 1.0, Cooper 1.0, Grant 1.0, Patterson 1.0, Meier 0.5, Ransom 0.5  
**Jaguars 37, Opponents 32**

TACKLES (Solo-Assists-Total): Peterson (102-76-178), Ayodele (82-49-131), Darius (78-47-125), Henderson (78-20-98), Washington (65-21-86), Grant (63-21-84), Stroud (63-17-80), D. Smith (43-35-78), Mathis (54-17-71), Favors (27-12-39), Cooper (23-12-35), Meier (21-12-33), McCray (21-6-27), Bolden (22-3-25), Hendricks (13-10-23), Gildon (16-3-19), Thomas (14-2-16), Ransom (9-7-16), Barnes (5-5-10), Patterson (2-6-8), Spicer (5-2-7), Blade (4-1-5), Green (2-0-0), Maddox (1-0-1)

### USUAL STARTING LINEUP

#### OFFENSE

QB	Byron Leftwich (14)
RB	Fred Taylor (14)
FB	Marc Edwards (5) Greg Jones (3)
WR	Jimmy Smith (16)
WR	Reggie Williams (15)
TE	Kyle Brady (8) Todd Yoder (8) George Wrightster (3) Ephraim Salaam (12)
LT	Mike Pearson (4)
LG	Vince Manuwai (16)
C	Brad Meester (16)
RG	Chris Naeole (16)
RT	Maurice Williams (16)

#### DEFENSE

LE	Rob Meier (8) Bobby McCray (7) Paul Spicer (2)
DT	Marcus Stroud (16)
DT	John Henderson (16)
RE	Greg Favors (11) Lionel Barnes (3)
OLB	Akin Ayodele (16)
MLB	Mike Peterson (16)
OLB	Daryl Smith (13)
LCB	Rashean Mathis (16)
RCB	Dewayne Washington (16)
FS	Deon Grant (16)
SS	Donovin Darius (16)



# SEASON RESULTS

## 2005 STATISTICS

HEAD COACH: JACK DEL RIO

RECORD: 12-4 (.750)

STANDINGS: 2ND, AFC SOUTH

DATE	OPPONENT	RESULT	ATT.
Sept. 11	Seattle	W, 26-14	65,204
Sept. 18	at Indianapolis	L, 3-10	56,460
Sept. 25	at N.Y. Jets	W, 26-20 (OT)	77,422
Oct. 2	Denver	L, 7-20	66,045
Oct. 9	Cincinnati	W, 23-20	66,137
Oct. 16	at Pittsburgh	W, 23-17 (OT)	63,891
Oct. 30	at St. Louis	L, 21-24	65,251
Nov. 6	Houston	W, 21-14	64,613
Nov. 13	Baltimore	W, 30-3	66,107
Nov. 20	at Tennessee	W, 31-28	69,149
Nov. 27	at Arizona	W, 24-17	37,198
Dec. 4	at Cleveland	W, 20-14	70,941
Dec. 11	Indianapolis	L, 18-26	67,164
Dec. 18	San Francisco	W, 10-9	64,764
Dec. 24	at Houston	W, 38-20	70,025
Jan. 1	Tennessee	W, 40-13	65,485
Jan. 7	at New England	L, 3-28	68,756

TOTAL FIRST DOWNS	JAGUARS	OPP.
Rushing	301	273
Passing	97	79
Penalty	170	158
Third Down: Made /Att.	34 / 36	36 / 36
Third Down Pct.	93/225	67/205
Fourth Down: Made/Att.	41.3	32.7
Fourth Down Pct.	4/10	4/14
POSSSESSION AVG.	40.0	28.6
TOTAL NET YARDS	31:33	28:27
Average per Game	5,149	4,655
Total Plays	321.8	290.9
Average Per Play	1,021	963
NET YARDS RUSHING	5.0	4.8
Average per Game	1,959	1,709
Total Rushes	122.4	106.8
NET YARDS PASSING	502	44
Average per Game	3,190	2,946
Sacked/Yards Lost	199.4	184.1
Gross Yards	32/162	47/277
Attempts/Completions	3,352	3,223
Completion Pct.	487/283	482/285
Had Intercepted	58.1	59.1
PUNTS/AVERAGE	6	19
NET PUNTING AVERAGE	83/42.4	88/42.8
PENALTIES/YARDS	83/36.9	88/36.7
FUMBLES/BALLS LOST	121/1006	130/1055
TOUCHDOWNS	27/11	21/9
Rushing	42	30
Passing	18	4
Returns	21	22
	3	4

BY PERIODS	1	2	3	4	OT	PTS
Jaguars	67	70	113	99	12	361
Opponents	30	117	36	86	0	269

SCORING	TD	RU	PA	RT	PAT	FG	S	TP
Scobee	0	0	0	0	38/39	23/30	0	107
Wilford	7	0	7	0			0	42
Smith	6	0	6	0			0	36
M. Jones	5	0	5	0			0	30
G. Jones	4	4	0	0			0	24
Toefield	4	4	0	0			0	24
Garrard	3	3	0	0			0	20
Taylor	3	3	0	0			0	18
Leftwich	2	2	0	0			0	12
Wimbush	2	1	0	1			0	12
Wrightster	2	0	2	0			0	12
Brady	1	0	1	0			0	6
Mathis	1	0	0	1			0	6
Pearman	1	1	0	0			0	6
Peterson	1	0	0	1			0	6
Jaguars	42	18	21	3	38/39	23/30	0	381
Opponents	30	4	22	4	29/30	20/27	0	269

RUSHING	NO	YDS	AVG	LG	TD
Taylor	194	787	4.1	71t	3
G. Jones	151	575	3.8	27	4
Garrard	31	172	5.5	28	3
Pearman	39	149	3.8	45	1
Toefield	36	142	3.9	32t	4
Leftwich	31	67	2.2	9	2
M. Jones	12	51	4.3	25	0
Wimbush	3	12	4.0	7	1
Williams	2	3	1.5	10	0
Gray	3	1	0.3	3	0
Jaguars	502	1,959	3.9	71t	18
Opponents	434	1,709	3.9	51	4

RECEIVING	NO	YDS	AVG	LG	TD
Smith	70	1,023	14.6	45t	6
Wilford	41	681	16.6	39	7
M. Jones	36	432	12.0	42	5
Williams	35	445	12.7	41	0
Pearman	32	240	7.5	19	0
Brady	18	157	8.7	33	1
Wrightster	13	120	9.2	27	2
Taylor	13	83	6.4	13	0
G. Jones	10	65	6.5	10	0
Wimbush	5	26	5.2	6	0
B. Jones	3	49	16.3	41	0
Toefield	3	17	5.7	11	0
Hankton	3	15	5.0	8	0
Manuwai	1	-1	-1.0	-1	0
Jaguars	283	3,352	11.8	45t	21
Opponents	285	3,223	11.3	83t	22

INTERCEPTIONS	NO	YDS	AVG	LG	TD
Mathis	5	79	15.8	41t	1
Cousin	4	18	4.5	14	0
Peterson	3	54	18.0	26t	1
Grant	3	29	9.7	29	0
Wright	2	4	2.0	4	0
Cooper	1	0	0.0	0	0
Smith	1	0	0.0	0	0
Jaguars	19	184	9.7	41t	2
Opponents	6	90	15.0	37	0

PUNTING	NO	YDS	AVG	NET	TB	IN	LG	B
Hanson	82	3,517	42.9	36.9	11	33	74	1
Jaguars	82	3,517	42.9	36.9	11	33	74	1
Opponents	88	3,763	42.8	36.7	6	22	75	1

PUNT RET.	NO	FC	YDS	AVG	LG	TD
Pearman	49	15	410	8.4	24	0
Owens	3	0	6	2.0	6	0
Mathis	1	0	-1	-1.0	-1	0
Jaguars	53	15	415	7.8	24	0
Opponents	29	15	236	8.1	72t	1

KICKOFF RET.	NO	YDS	AVG	LG	TD
Wimbush	39	955	24.5	91t	1
Pearman	8	187	23.4	34	0
Alexis	1	31	31.0	31	0
Brady	1	24	24.0	24	0
G. Jones	1	0	0.0	0	0
Jaguars	50	1,197	23.9	91t	1
Opponents	56	1,327	23.7	85	0

2-POINT CONVERSIONS: Garrard  
Jaguars 1-1, Opponents 0-0

PASSING	ATT	CMP	PCT	YDS	YDS/ATT	TD	INT	LG	SK/YDS	RTG
Leftwich	302	175	57.9	2,123	7.03	15	5	45t	23/110	89.3
Garrard	168	98	58.3	1,117	6.65	4	1	37	8/45	83.9
Gray	14	8	57.1	100	7.14	2	0	26	1/7	119.0
M. Jones	3	2	66.7	12	4.00	0	0	6	0/0	74.3
Jaguars	487	283	58.1	3,352	6.88	21	6	45t	32/162	88.4
Opponents	482	285	59.1	32,23	6.69	22	19	83t	47/277	78.0

FGs	1-19	20-29	30-39	40-49	50+
Scobee	0/0	9/9	7/8	5/10	2/3
Jaguars	0/0	9/9	7/8	5/10	2/3
Opponents	0/0	2/2	8/10	9/14	1/1

Scobee: (23G, 41G, 43N, 29G, 41G) (42N, 28G) (32G, 40G) ( ) (32G, 51G, 53G) (23G) (49N, 44N) ( ) (48G, 33G, 26G) (31G) (30G, 38N) (24G, 29G) (27G) (52N, 32G) (40N, 26G) (46G, 38G)

Opponents: ( ) (41G) (35G, 25G) (41N, 46B, 33G, 42G) (31G, 48G) (29G, 46N) (41G) ( ) (41G) ( ) (43N, 42G) (34N) (40G, 34G, 38G, 46G) (35G, 47G, 33G) (37G, 53G, 38N, 48N) ( )

SACKS: Hayward 8.5, Spicer 7.5, Peterson 6.0, Meier 6.0, McCray 5.5, D. Smith 4.0, Henderson 3.0, Ayodele 2.5, Grant 1.5, Stroud 1.0, Maddox 1.0, Cousin 0.5  
Jaguars 47, Opponents 32

TACKLES (Solo-Assists-Total): Peterson (104-86-190), D. Smith (68-49-117), Ayodele (62-38-100), Grant (69-21-90), Henderson (62-21-83), Cooper (52-28-80), Wright (50-28-78), Mathis (46-24-70), Stroud (42-24-66), Spicer (43-13-56), Cousin (31-25-56), Hayward (39-10-49), Meier (35-12-47), Sensabaugh (21-10-31), McCray (20-3-23), Wiley (7-4-11), Darius (6-2-8), Thomas (5-2-7), Gilbert (4-3-7), Favors (1-4-5), Richardson (3-1-4), Maddox (3-1-4), Starks (3-1-4), Winborn (2-0-2), Roberson (1-1-2), Davis (1-0-1), Sorensen (1-0-1), Chase (0-1-1)

### USUAL STARTING LINEUP

#### OFFENSE

- QB Byron Leftwich (11)
- David Garrard (5)
- RB Fred Taylor (11)
- LaBrandon Toefield (2)
- FB Greg Jones (13)
- WR Jimmy Smith (16)
- WR Reggie Williams (7)
- Ernest Wilford (8)
- TE Kyle Brady (14)
- George Wrightster (6)
- LT Khalif Barnes (12)
- Mike Pearson (2)
- Ephraim Salaam (2)
- LG Vince Manuwai (16)
- C Brad Meester (12)
- Dennis Norman (4)
- RG Chris Naeole (15)
- RT Maurice Williams (16)

#### DEFENSE

- LE Reggie Hayward (15)
- DT Marcus Stroud (16)
- DT John Henderson (15)
- RE Paul Spicer (14)
- OLB Akin Ayodele (11)
- MLB Mike Peterson (16)
- OLB Daryl Smith (16)
- LCB Rashean Mathis (16)
- RCB Kenny Wright (16)
- DB Terry Cousin (5)
- FS Deon Grant (16)
- SS Donovin Darius (2)
- Deke Cooper (12)
- Gerald Sensabaugh (2)



# SEASON RESULTS

## 2006 STATISTICS

HEAD COACH: JACK DEL RIO

RECORD: 8-8 (.500)

STANDINGS: 3RD, AFC SOUTH

DATE	OPPONENT	RESULT	ATT.
Sept. 10	Dallas	W, 24-17	67,164
Sept. 18	Pittsburgh	W, 9-0	67,164
Sept. 24	at Indianapolis	L, 14-21	57,041
Oct. 1	at Washington	L, 30-36 (OT)	89,450
Oct. 8	N.Y. Jets	W, 41-0	66,604
Oct. 22	at Houston	L, 7-27	70,035
Oct. 29	at Philadelphia	W, 13-6	69,249
Nov. 5	Tennessee	W, 37-7	66,524
Nov. 12	Houston	L, 10-13	65,918
Nov. 20	N.Y. Giants	W, 26-10	67,164
Nov. 26	at Buffalo	L, 24-27	63,608
Dec. 3	at Miami	W, 24-10	73,160
Dec. 10	Indianapolis	W, 44-17	67,164
Dec. 17	at Tennessee	L, 17-24	69,143
Dec. 24	New England	L, 21-24	67,164
Dec. 31	at Kansas City	L, 30-35	77,500

TOTAL FIRST DOWNS	JAGUARS	OPP.
Rushing	127	94
Passing	147	143
Penalty	19	22
Third Down: Made /Att.	85/217	63/227
Third Down Pct.	39.2	36.6
Fourth Down: Made/Att.	7/14	4/14
Fourth Down Pct.	50.0	28.6

POSSESSION AVG.	JAGUARS	OPP.
TOTAL NET YARDS	5,423	4,538
Average per Game	338.9	283.6
Total Plays	989	978
Average Per Play	5.5	4.6

NET YARDS RUSHING	JAGUARS	OPP.
Average per Game	158.8	91.3
Total Rushes	513	420
NET YARDS PASSING	JAGUARS	OPP.
Average per Game	180.1	192.4
Sacked/Yards Lost	30/178	35/200
Gross Yards	3,060	3,278
Att./Completions	446/266	523/294
Completion Pct.	59.6	56.2
Had Intercepted	14	20

PUNTS/AVERAGE	JAGUARS	OPP.
NET PUNTING AVE.	73/33.4	90/41.4
PENALTIES/YARDS	JAGUARS	OPP.
FUMBLES/BALLS LOST	16/9	12/4
TOUCHDOWNS	JAGUARS	OPP.
Rushing	23	14
Passing	17	12
Returns	2	6

BY PERIODS	1	2	3	4	OT	PTS
Jaguars	72	112	80	107	0	371
Opponents	61	64	72	71	6	274

SCORING	TD	RU	PA	RT	PAT	FG	S	TP
Scobee	0	0	0	0	41/41	26/32	0	119
Jones-Drew	16	13	2	1			0	96
Taylor	6	5	1	0			0	36
M. Jones	4	0	4	0			0	24
R. Williams	4	0	4	0			0	24
Wrightster	3	0	3	0			0	18
Gray	2	2	0	0			0	12
Leftwich	2	2	0	0			0	12
Wilford	2	0	2	0			0	12
Lewis	1	0	1	0			0	6
Pearman	1	1	0	0			0	6
Starks	1	0	0	1			0	6
Jaguars	42	23	17	2	41/41	26/32	0	371
Opponents	32	14	12	6	31/31	17/24	0	274

RUSHING	NO	YDS	AVG	LG	TD
Taylor	231	1,146	5.0	76	5
Jones-Drew	166	941	5.7	74t	13
Garrard	47	250	5.3	20	0
Pearman	19	89	4.7	12	1
Leftwich	25	41	1.6	7	2
R. Williams	7	33	4.7	10	0
Gray	2	26	13.0	17t	2
Toefield	10	22	2.2	12	0
Alexis	3	5	1.7	3	0
Wimbush	1	3	3.0	3	0
M. Jones	2	-15	-7.5	-6	0
Jaguars	513	2,541	5.0	76	23
Opponents	420	1,460	3.5	40	14

RECEIVING	NO	YDS	AVG	LG	TD
R. Williams	52	616	11.8	48	4
Jones-Drew	46	436	9.5	51t	2
M. Jones	41	643	15.7	49	4
Wrightster	39	353	9.1	23	3
Wilford	36	524	14.6	41	2
Taylor	23	242	10.5	36	1
Lewis	13	126	9.7	31	1
Hankton	5	48	9.6	15	0
Brady	5	37	7.4	13	0
Wimbush	4	23	5.8	9	0
Pearman	2	12	6.0	7	0
Jaguars	266	3,060	11.5	51t	17
Opponents	294	3,278	11.1	68t	12

INTERCEPTIONS	NO	YDS	AVG	LG	TD
Mathis	8	146	18.3	55	0
Grant	2	25	12.5	24	0
Sensabaugh	2	8	4.0	8	0
Starks	1	55	55.0	55t	1
Cousin	1	16	16.0	16	0
Peterson	1	15	15.0	15	0
Greisen	1	6	6.0	6	0
D. Smith	1	4	4.0	4	0
B. Williams	1	4	4.0	4	0
Webb	1	1	1.0	1	0
Ingram	1	0	0.0	0	0
Jaguars	20	280	14.0	55t	1
Opponents	14	222	15.9	83t	2

PUNTING	NO	YDS	AVG	NET	TB	IN	LG	B
Hanson	72	2,920	40.6	33.4	7	20	58	1
Jaguars	73	2,820	40.0	22.4	7	20	58	1
Opponents	90	3,724	41.4	35.8	7	25	73	2

PUNT RET.	NO	FC	YDS	AVG	LG	TD
Pearman	32	16	283	8.8	29	0
C. Owens	9	5	56	6.2	13	0
Mathis	2	1	9	4.5	9	0
Jones-Drew	1	0	13	13.0	13	0
Toefield	1	0	0	0.0	0	0
Jaguars	45	22	361	8.0	29	0
Opponents	29	16	343	11.8	82t	2

KICKOFF RET.	NO	YDS	AVG	LG	TD
Jones-Drew	31	860	27.7	93t	1
Wimbush	8	181	22.6	33	0
Brady	4	18	4.5	9	0
Pearman	3	56	18.7	22	0
Collier	1	8	8.0	8	0
M. Owens	1	4	4.0	4	0
Toefield	1	9	9.0	9	0
Jaguars	49	1,136	23.2	93t	1
Opponents	60	1,262	21.0	70	0

2-POINT CONVERSIONS: Jaguars 0-1, Opponents 0-0

FGs	1-19	20-29	30-39	40-49	50+
Scobee	0/0	5/6	7/7	14/18	0/1
Jaguars	0/0	5/6	7/7	14/18	0/1
Opponents	0/0	7/7	3/6	7/10	0/1

Scobee: (35G, 49N) (31G, 32G, 42G) (24N, 49N) (46G, 43G, 41G) (43G, 40G) ( ) (40G, 27G) (47G, 21G, 39G) (44G) (39G, 24G, 23G, 48G) (42N, 27G) (48G) (48N, 48G, 34G, 46G) (43G) (53N) (33G)

Opponents: (32G, 36N) ( ) ( ) (44G, 37G, 37G) ( ) (38N, 43G, 21G) (25G, 28G) ( ) (25G, 32N, 52N, 28G) (40G) (21G, 42G) (42N, 42G) (41G) (44N, 27G) (48G, 49N) ( )

SACKS: McCray 10, Meier 5, Henderson 3.5, Spicer 3, Smith 3, Stroud 2.5, Hawkins 2, Pettway 2, Ingram 1.5, McDaniel 1, Gilbert 1, Stanley 0.5  
**Jaguars 35, Opponents 30**

TACKLES (Solo-Assists-Total): Smith (107-63-170), Ingram (67-50-117), Grant (61-24-85), Greisen (48-34-82), Mathis (54-17-71), Henderson (52-12-64), Williams (47-16-63), Darius (47-13-60), Spicer (47-12-59), McCray (42-7-49), Sensabaugh (33-14-47), Peterson (27-20-47), Meier (37-8-45), Cousin (30-12-42), Stroud (31-3-34), Starks (14-13-27), McDaniel (15-6-21), Wiley (14-5-19), Webb (13-3-16), Gilbert (12-4-16), Hawkins (7-1-8), Iwuh (4-3-7), Pettway (5-0-5), Fudge (5-0-5), Stanley (3-1-4), Cordova (3-0-3), Sorensen (2-0-2), Hayward (1-1-0)

### USUAL STARTING LINEUP

#### OFFENSE

- QB Byron Leftwich (6)
- David Garrard (10)
- RB Fred Taylor (15)
- FB Derrick Wimbush (6)
- WR Reggie Williams (14)
- WR Ernest Wilford (12)
- Matt Jones (4)
- TE Kyle Brady (14)
- George Wrightster (10)
- Mercedes Lewis (3)
- LT Khalif Barnes (15)
- LG Vince Manuwai (16)
- C Brad Meester (16)
- RG Chris Naeole (16)
- RT Maurice Williams (16)

#### DEFENSE

- DE Reggie Hayward (1)
- Bobby McCray (12)
- DT Marcus Stroud (11)
- Rob Meier (8)
- DT John Henderson (16)
- DE Paul Spicer (16)
- OLB Nick Greisen (10)
- Clint Ingram (11)
- MLB Mike Peterson (5)
- OLB Daryl Smith (16)
- LCB Rashean Mathis (16)
- RCB Brian Williams (15)
- DB Terry Cousin (4)
- FS Deon Grant (16)
- SS Donovin Darius (10)
- Gerald Sensabaugh (7)

PASSING	ATT	CMP	PCT	YDS	YDS/ATT	TD	INT	LG	SK/YDS	RTG
Garrard	241	145	60.2	1,735	7.20	10	9	49	20/119	80.5
Leftwich	183	108	59.0	1,159	6.33	7	5	51t	9/48	79.0
Gray	22	13	59.1	166	7.55	0	0	32	1/11	82.8
M. Jones	0	0	---	0	---	0	0	---	0/0	---
Jaguars	446	266	59.6	3,060	6.86	17	14	51t	30/178	80.0
Opponents	523	294	56.2	3,278	6.27	12	20	68t	35/200	66.8



# SEASON RESULTS

## 2007 STATISTICS

**HEAD COACH: JACK DEL RIO**

**RECORD: 11-5 (.688)**

**STANDINGS: 2ND, AFC SOUTH**

DATE	OPPONENT	RESULT	ATT.
Sept. 9	Tennessee	L, 10-13	65,437
Sept. 16	Atlanta •	W, 13-7	61,821
Sept. 23	at Denver	W, 23-14	76,463
Oct. 7	at Kansas City	W, 17-7	76,917
Oct. 14	Houston •	W, 37-17	63,715
Oct. 22	Indianapolis	L, 7-29	67,164
Oct. 28	at Tampa Bay	W, 24-23	65,133
Nov. 4	at New Orleans	L, 24-41	70,009
Nov. 11	at Tennessee	W, 28-13	69,143
Nov. 18	San Diego	W, 24-17	66,732
Nov. 25	Buffalo •	W, 36-14	64,546
Dec. 2	at Indianapolis	L, 25-28	57,302
Dec. 9	Carolina	W, 37-6	66,090
Dec. 16	at Pittsburgh	W, 29-22	58,793
Dec. 23	Oakland	W, 49-11	66,905
Dec. 30	at Houston	L, 28-42	70,660
Jan. 5	at Pittsburgh	W, 31-29	63,629
Jan. 12	at New England	L, 20-31	68,756

• TV blackout

**JAGUARS**

TOTAL FIRST DOWNS	JAGUARS	OPP.
Rushing	127	92
Passing	180	181
Penalty	21	13
Third Down: Made/Att.	100/219	80/201
Third Down Pct.	45.7	39.8
Fourth Down: Made/Att.	19/33	11/23
Fourth Down Pct.	57.6	47.8

POSSESSION AVG.	JAGUARS	OPP.
TOTAL NET YARDS	5,719	5,021

AVERAGE PER GAME	JAGUARS	OPP.
Total Plays	1,022	970
Average Per Play	5.6	5.2

NET YARDS RUSHING	JAGUARS	OPP.
Average per Game	149.4	100.3
Total Rushes	522	390

NET YARDS PASSING	JAGUARS	OPP.
Average per Game	208.0	213.5
Sacked/Yards Lost	31/167	37/244
Gross Yards	3,495	3,660
Att./Completions	469/288	543/319
Completion Pct.	61.4	58.7
Had Intercepted	8	20

PUNTS/AVERAGE	JAGUARS	OPP.
NET PUNTING AVE.	54/36.9	66/37.6

PENALTIES/YARDS	JAGUARS	OPP.
FUMBLES/BALLS LOST	18/13	20/10
TOUCHDOWNS	50	35

BY PERIODS	1	2	3	4	OT	PTS
Jaguars	92	108	76	135	0	411
Opponents	47	104	67	86	0	304

SCORING	TD	RU	PA	RT	PAT	FG	S	TP
Scobee	0	0	0	0	26/27	12/13	0	62
Jones-Drew	10	9	0	1			0	60
Williams	10	0	10	0			0	60
Carney	0	0	0	0	20/21	9/11	0	47
Taylor	5	5	0	0			0	30
G. Jones	4	2	2	0			0	24
M. Jones	4	0	4	0			0	24
Northcutt	4	0	4	0			0	24
Wilford	3	0	3	0			0	18
Lewis	2	0	2	0			0	12
Garrard	1	1	0	0			0	8
Angulo	1	0	1	0			0	6
Broussard	1	0	1	0			0	6
Glenn	1	0	0	1			0	6
Ingram	1	0	0	1			0	6
D. Smith	1	0	0	1			0	6
Tofield	1	1	0	0			0	6
Wrightster	1	0	1	0			0	6
Jaguars	50	18	28	4	46/48	21/24	0	411
Opponents	35	12	20	3	32/32	18/23	1	304

RUSHING	NO	YDS	AVG	LG	TD
Taylor	223	1,202	5.4	80t	5
Jones-Drew	167	768	4.6	57t	9
Garrard	49	185	3.8	19	1
G. Jones	42	119	2.8	11	2
Gray	19	57	3.0	15	0
Northcutt	6	27	4.5	8	0
Tofield	13	27	2.1	7	1
R. Williams	1	8	8.0	8	0
Podlesh	2	-2	-1.0	0	0
Jaguars	522	2,391	4.6	80t	18
Opponents	390	1,605	4.1	42	12

RECEIVING	NO	YDS	AVG	LG	TD
Wilford	45	518	11.5	35	3
Northcutt	44	601	13.7	55t	4
Jones-Drew	40	407	10.2	43	0
R. Williams	38	629	16.6	80t	10
Lewis	37	391	10.6	25	2
M. Jones	24	317	13.2	48	4
Wrightster	17	123	7.2	36	1
G. Jones	11	99	9.0	27	2
Estandia	9	136	15.1	30	0
Taylor	9	58	6.4	18	0
Angulo	8	81	10.1	22	1
Broussard	4	126	31.5	56	1
Smolko	1	5	5.0	5	0
Tofield	1	4	4.0	4	0
Jaguars	288	3,495	12.1	80t	28
Opponents	319	3,660	11.5	58t	20

INTERCEPTIONS	NO	YDS	AVG	LG	TD
Nelson	5	76	15.2	37	0
Knight	4	31	7.8	15	0
B. Williams	3	10	3.3	6	0
Ingram	1	39	39.0	39t	1
Glenn	1	28	28.0	28t	1
Mathis	1	23	23.0	23	0
Peterson	1	12	12.0	12	0
Cousin	1	9	9.0	9	0
Starks	1	7	7.0	7	0
Durant	1	2	2.0	2	0
Fudge	1	0	0.0	0	0
Jaguars	20	237	11.9	39t	2
Opponents	8	215	26.9	75t	1

PUNTING	NO	YDS	AVG	NET	TB	IN	LG	B
Podlesh	54	2,249	41.6	36.9	2	14	76	0
Jaguars	54	2,249	41.6	36.9	2	14	76	0
Opponents	66	2,868	43.5	37.3	4	24	70	0

PUNT RET.	NO	FC	YDS	AVG	LG	TD
Northcutt	26	13	240	9.2	37	0
Jones-Drew	3	0	28	9.3	17	0
Hawkins	1	0	0	0.0	0	0
Nkang	1	0	0	0.0	0	0
C. Owens	1	1	0	0.0	0	0
Starks	0	0	56	---	56	0
Jaguars	32	14	324	10.1	56	0
Opponents	28	4	218	7.8	24	0

KICKOFF RET.	NO	YDS	AVG	LG	TD
Jones-Drew	31	811	26.2	100t	1
C. Owens	5	94	18.8	31	0
Starks	5	81	16.2	22	0
Tofield	3	57	19.0	26	0
Wrightster	2	35	17.5	29	0
Broussard	1	20	20.0	20	0
Landri	1	0	0.0	0	0
Smolko	1	12	12.0	12	0
Jaguars	49	1,110	22.7	100t	1
Opponents	67	1,323	19.7	104t	2

**2-POINT CONVERSIONS:** Garrard  
Jaguars 1-2, Opponents 3-3

PASSING	ATT	CMP	PCT	YDS	YDS/ATT	TD	INT	LG	SK/YDS	RTG
Garrard	325	208	64.0	2,509	7.72	18	3	59t	21/99	102.2
Gray	144	80	55.6	986	6.85	10	5	80t	10/68	85.6
Jaguars	469	288	61.4	3,495	7.45	28	8	80t	31/167	97.1
Opponents	543	319	58.7	3,660	6.74	20	20	58t	37/244	76.1

FGs	1-19	20-29	30-39	40-49	50+
Scobee	0/0	6/6	3/3	3/4	0/0
Carney	2/2	3/3	3/3	1/3	0/0
Jaguars	2/2	9/9	6/6	4/7	0/0
Opponents	0/0	5/6	7/8	6/8	0/1

**Scobee:** (22G) ( ) ( ) ( ) ( ) ( ) ( ) ( ) ( ) (48G) (46G, 33G, 22G, 23G, 20G) (46N, 47G) (21G, 20G, 33G) (36G) ( ) ( )

**Jaguars:** (22G) (35G, 27G) (19G, 27G, 18G) (20G, 48N) (42N, 37G) ( ) (41G) (30G) ( ) (48G) (46G, 33G, 22G, 23G, 20G) (46N, 47G) (21G, 20G, 33G) (36G) ( ) ( )

**Opponents:** (20G, 31G) (43N, 26N), ( ) (31N) (20G, 35G, 33G) (36G, 20G) (44G, 22G, 42G) (46G, 43N, 52N, 34G) (36G, 49G) (23G) ( ) ( ) (49G, 36G) ( ) (41G) ( )

**SACKS:** Spicer 7.5, Meier 4, Hawkins 3.5, Hayward 3.5, McCray 3, Stroud 3, Henderson 2, Peterson 2, Smith 1.5, Cousin 1, Durant 1, Ingram 1, Mincey 1, Nelson 1  
**Pettway 1, TEAM 1**  
**Jaguars 37, Opponents 31**

**TACKLES (Solo-Assists-Total):** Knight (95-37-132), Smith (79-38-117), Peterson (71-45-116), Nelson (57-25-82), Durant (50-20-70), B. Williams (50-20-70), Mathis (47-20-67), Cousin (41-24-65), Ingram (41-24-65), Spicer (36-14-50), Henderson (38-11-49), Meier (21-16-37), Stroud (24-11-35), Hayward (23-1-24), McCray (19-5-24), Glenn (13-6-19), Iwuh (10-7-17), Starks (11-5-16), Landri (12-2-14), Hawkins (11-2-13), Mincey (7-5-12), Fudge (7-3-10), Jackson (8-0-8), Sensabaugh (4-4-8), Pettway (4-3-7), Thompson (6-0-6), Thomas (2-3-5), McDaniel (4-0-4), Orr (2-1-3)

**USUAL STARTING LINEUP**

**OFFENSE**

QB	David Garrard (12)
	Quinn Gray (4)
RB	Fred Taylor (15)
FB	Greg Jones (11)
WR	Ernest Wilford (14)
WR	Dennis Northcutt (11)
	Reggie Williams (6)
TE	Mercedes Lewis (16)
TE	George Wrightster (6)
LT	Khalif Barnes (14)
LG	Vince Manuwai (15)
C	Brad Meester (11)
	Dennis Norman (5)
RG	Chris Naeole (8)
RT	Maurice Williams (10)
	Tony Pashos (15)

**DEFENSE**

LE	Reggie Hayward (10)
	Bobby McCray (9)
DT	Marcus Stroud (9)
	Rob Meier (9)
DT	John Henderson (15)
RE	Paul Spicer (12)
OLB	Clint Ingram (11)
	Justin Durant (8)
MLB	Mike Peterson (10)
OLB	Daryl Smith (15)
LCB	Rashean Mathis (14)
RCB	Brian Williams (14)
	Aaron Glenn (4)
FS	Reggie Nelson (15)
SS	Sammy Knight (15)
	Gerald Sensabaugh (2)



# SEASON RESULTS

## 2008 STATISTICS

**HEAD COACH: JACK DEL RIO**

**RECORD: 5-11 (.313)**

**STANDINGS: 4TH, AFC SOUTH**

DATE	OPPONENT	RESULT	ATT.
Sept. 7	at Tennessee	L, 10-17	69,143
Sept. 14	Buffalo	L, 16-20	65,167
Sept. 21	at Indianapolis	W, 23-21	65,938
Sept. 28	Houston	W, 30-27 (OT)	64,061
Oct. 5	Pittsburgh	L, 21-26	65,908
Oct. 12	at Denver	W, 24-17	75,674
Oct. 26	Cleveland	L, 17-23	64,775
Nov. 2	at Cincinnati	L, 19-21	64,238
Nov. 9	at Detroit	W, 38-14	52,631
Nov. 16	Tennessee	L, 14-24	65,258
Nov. 23	Minnesota	L, 12-30	65,064
Dec. 1	at Houston	L, 17-30	70,809
Dec. 7	at Chicago	L, 10-23	61,736
Dec. 14	Green Bay	W, 20-16	65,457
Dec. 18	Indianapolis	L, 24-31	65,648
Dec. 28	at Baltimore	L, 7-27	71,366

TOTAL FIRST DOWNS	JAGUARS	OPP.
Rushing	312	289
Passing	107	98
Penalty	183	166
Third Down: Made/Att.	22	25
Third Down Pct.	87/213	82/200
Fourth Down: Made/Att.	40.8	41.0
Fourth Down Pct.	14/24	5/11
Average per Game	58.3	45.5
<b>POSSESSION AVG.</b>	<b>31:22</b>	<b>28:38</b>
<b>TOTAL NET YARDS</b>	<b>5,106</b>	<b>5,295</b>
Average per Game	319.1	330.9
Total Plays	1,005	922
Average Per Play	5.1	5.7
<b>NET YARDS RUSHING</b>	<b>1,774</b>	<b>1,709</b>
Average per Game	110.9	106.8
Total Rushes	426	428
<b>NET YARDS PASSING</b>	<b>3,332</b>	<b>3,586</b>
Average per Game	208.3	224.1
Sacked/Yards Lost	42/288	29/191
Gross Yards	3,620	3,777
Att./Completions	537/335	465/297
Completion Pct.	62.4	63.9
Had Intercepted	13	13
<b>PUNTS/AVERAGE</b>	<b>67/43.3</b>	<b>67/43.0</b>
<b>NET PUNTING AVE.</b>	<b>67/36.9</b>	<b>67/36.8</b>
<b>PENALTIES/YARDS</b>	<b>104/813</b>	<b>80/691</b>
<b>FUMBLES/BALLS LOST</b>	<b>23/11</b>	<b>15.4</b>
<b>TOUCHDOWNS</b>	<b>35</b>	<b>41</b>
Rushing	17	14
Passing	15	25
Returns	3	2

BY PERIODS	1	2	3	4	OT	PTS
Jaguars	58	88	62	91	3	302
Opponents	101	102	50	114	0	367

SCORING	TD	RU	PA	RT	PAT	FG	S	TP
Scobee	0	0	0	0	33/33	19/25	0	90
Jones-Drew	14	12	2	0			0	84
Owens	3	2	0	1			0	18
Williams	3	0	3	0			0	18
Garrard	2	2	0	0			0	12
M. Jones	2	0	2	0			0	12
Lewis	2	0	2	0			0	12
Mathis	2	0	0	2			0	12
Northcutt	2	0	2	0			0	12
G. Jones	1	0	1	0			0	6
Pearman	1	0	1	0			0	6
Porter	1	0	1	0			0	6
Taylor	1	1	0	0			0	6
Williamson	1	0	1	0			0	6
<b>Jaguars</b>	<b>35</b>	<b>17</b>	<b>15</b>	<b>3</b>	<b>33/33</b>	<b>19/25</b>	<b>1</b>	<b>302</b>
<b>Opponents</b>	<b>41</b>	<b>14</b>	<b>25</b>	<b>2</b>	<b>40/40</b>	<b>27/30</b>	<b>0</b>	<b>367</b>

RUSHING	NO	YDS	AVG	LG	TD
Jones-Drew	197	824	4.2	46t	12
Taylor	143	556	3.9	34	1
Garrard	73	322	4.4	24	2
Owens	2	43	21.5	41t	2
G. Jones	2	13	6.5	13	0
Northcutt	1	9	9.0	9	0
Washington	4	9	2.3	6	0
Williamson	1	1	1.0	1	0
Williams	1	0	0.0	0	0
Lemon	2	-3	-1.5	-1	0
<b>Jaguars</b>	<b>426</b>	<b>1,774</b>	<b>4.2</b>	<b>46t</b>	<b>17</b>
<b>Opponents</b>	<b>428</b>	<b>1,709</b>	<b>4.0</b>	<b>40t</b>	<b>14</b>

RECEIVING	NO	YDS	AVG	LG	TD
M. Jones	65	761	11.7	35	2
Jones-Drew	62	565	9.1	26	2
Northcutt	44	545	12.4	41	2
Lewis	41	489	11.9	30t	2
Williams	37	364	9.8	32	3
Walker	16	217	13.6	32	0
Taylor	16	98	6.1	17	0
G. Jones	13	116	8.9	22	1
Porter	11	181	16.5	33	1
Estandia	10	113	11.3	23	0
Angulo	8	63	7.9	17	0
Williamson	5	30	6.0	10t	1
Wrightster	2	35	17.5	27	0
Owens	2	17	8.5	10	0
Pearman	1	23	23.0	23t	1
Washington	1	9	9.0	9	0
Garrard	1	-6	-6.0	-6	0
<b>Jaguars</b>	<b>335</b>	<b>3,620</b>	<b>10.8</b>	<b>41</b>	<b>15</b>
<b>Opponents</b>	<b>297</b>	<b>3,777</b>	<b>12.7</b>	<b>56t</b>	<b>25</b>

INTERCEPTIONS	NO	YDS	AVG	LG	TD
Mathis	4	151	37.8	72t	2
Sensabaugh	4	38	9.5	23	0
Williams	2	31	15.5	27	0
Nelson	2	0	0.0	0	0
Harvey	1	0	0.0	0	0
<b>Jaguars</b>	<b>13</b>	<b>220</b>	<b>16.9</b>	<b>72t</b>	<b>2</b>
<b>Opponents</b>	<b>13</b>	<b>181</b>	<b>13.9</b>	<b>42</b>	<b>1</b>

PUNTING	NO	YDS	AVG	NET	TB	IN	LG	B
Weatherford	21	915	43.6	37.7	3	2	57	0
Podlesh	46	1,989	43.2	36.6	5	12	60	0
<b>Jaguars</b>	<b>67</b>	<b>2,904</b>	<b>43.3</b>	<b>36.9</b>	<b>8</b>	<b>14</b>	<b>60</b>	<b>0</b>
<b>Opponents</b>	<b>67</b>	<b>2,878</b>	<b>43.0</b>	<b>36.8</b>	<b>7</b>	<b>25</b>	<b>61</b>	<b>0</b>

PUNT RET.	NO	FC	YDS	AVG	LG	TD
Witherspoon	17	9	192	11.3	38	0
Jones-Drew	7	1	69	9.9	15	0
Northcutt	5	7	14	2.8	9	0
<b>Jaguars</b>	<b>29</b>	<b>17</b>	<b>275</b>	<b>9.5</b>	<b>38</b>	<b>0</b>
<b>Opponents</b>	<b>31</b>	<b>19</b>	<b>269</b>	<b>8.7</b>	<b>28</b>	<b>0</b>

**2-POINT CONVERSIONS: Jaguars 0-2, Opponents 0-1**

PASSING	ATT	CMP	PCT	YDS	YDS/ATT	TD	INT	LG	SK/YDS	RTG
Garrard	535	335	62.6	3,620	6.77	15	13	41	42/288	81.7
Lemon	2	0	0.0	0	0.00	0	0	0	0/0	39.6
<b>Jaguars</b>	<b>537</b>	<b>335</b>	<b>62.4</b>	<b>3,620</b>	<b>6.74</b>	<b>15</b>	<b>13</b>	<b>41</b>	<b>42/288</b>	<b>81.4</b>
<b>Opponents</b>	<b>465</b>	<b>297</b>	<b>63.9</b>	<b>3,777</b>	<b>8.12</b>	<b>25</b>	<b>13</b>	<b>56t</b>	<b>29/191</b>	<b>95.4</b>

FGs	1-19	20-29	30-39	40-49	50+
Scobee	0/0	7/7	3/6	5/7	4/5
<b>Jaguars</b>	<b>0/0</b>	<b>7/7</b>	<b>3/6</b>	<b>5/7</b>	<b>4/5</b>
<b>Opponents</b>	<b>0/0</b>	<b>9/9</b>	<b>10/12</b>	<b>6/7</b>	<b>2/2</b>

**Scobee:** (37N, 27G) (28G, 50G, 39G) (26G, 21G, 51G) (46G, 40G, 37G) ( ) (48G) (38B, 53G) (52G, 26G) (34G) ( ) (21G, 46N, 38N) (43N, 29G) (42G) (51N) (44G) ( )

**Opponents:** (47G) (21G, 45G) ( ) (27G, 47G) (38G, 23G) (39G) (32G, 20G, 42G) ( ) (33B) (32G) (54G, 32G, 22G) (38G, 50G, 20G) (22G, 36G, 35G) (22G, 23G, 38G) (30N, 45G) (32G, 48N, 41G)

**SACKS:** Hayward 4.5, Harvey 3.5, Spicer 3.5, Groves 2.5, Smith 2.5, Henderson 2.0, Ingram 2.0, Landri 2.0, Meier 2.0, Kennedy 1.0, Mathis 1.0, Mincey 1.0, Peterson 1.0, McDaniel 0.5

**Jaguars 29, Opponents 42**

**TACKLES (Solo-Assists-Total):** Peterson (88-51-139), Smith (89-41-130), Durant (81-32-113), B. Williams (78-11-90), Sensabaugh (70-12-82), Ingram (38-34-72), Nelson (45-19-64), Henderson (37-16-53), Spicer (34-16-50), Meier (31-14-45), Harvey (23-12-35), Mathis (33-0-33), Hayward (24-7-31), Florence (24-2-26), Landri (12-11-23), McDaniel (15-7-22), Prioleau (15-3-18), Groves (12-5-17), T. Williams (15-0-15), Kennedy (4-4-8), Witherspoon (7-0-7), Mincey (3-3-6), Iwuh (0-2-2)

### USUAL STARTING LINEUP

OFFENSE
QB David Garrard (16)
RB Fred Taylor (13)
Maurice Jones-Drew (3)
FB Greg Jones (7)
WR Reggie Williams (11)
Jerry Porter (6)
WR Matt Jones (10)
Troy Williamson (2)
TE Marcedes Lewis (15)
TE Richard Angulo (7)
Greg Estandia (2)
LT Khalif Barnes (16)
LG Vince Manuwai (1)
Uche Nwaneri (15)
C Brad Meester (10)
Dennis Norman (6)
RG Maurice Williams (1)
Milford Brown (4)
Tutan Reyes (3)
Dennis Norman (8)
RT Tony Pashos (16)

DEFENSE
DE Paul Spicer (10)
Derrick Harvey (9)
DT John Henderson (14)
Tony McDaniel (3)
DT Rob Meier (15)
DE Reggie Hayward (13)
OLB Daryl Smith (8)
Clint Ingram (8)
MLB Mike Peterson (10)
Daryl Smith (6)
OLB Clint Ingram (4)
Justin Durant (12)
CB Rashean Mathis (12)
William James (1)
CB Drayton Florence (8)
Brian Williams (11)
FS Reggie Nelson (13)
Gerald Sensabaugh (3)
SS Brian Williams (5)
Gerald Sensabaugh (10)



# SEASON RESULTS

## 2009 STATISTICS

HEAD COACH: JACK DEL RIO

RECORD: 7-9 (.438)

STANDINGS: 4TH, AFC SOUTH

DATE	OPPONENT	RESULT	ATT.
Sept. 13	at Indianapolis	L, 12-14	65,757
Sept. 20	Arizona	L, 17-31	46,520
<b>Sept. 27</b>	<b>at Houston</b>	<b>W, 31-24</b>	<b>70,083</b>
<b>Oct. 4</b>	<b>Tennessee</b>	<b>W, 37-17</b>	<b>49,014</b>
Oct. 11	at Seattle	L, 0-41	67,228
<b>Oct. 18</b>	<b>St. Louis</b>	<b>W, 23-20 (OT)</b>	<b>42,088</b>
Nov. 1	at Tennessee	L, 13-30	69,143
<b>Nov. 8</b>	<b>Kansas City</b>	<b>W, 24-21</b>	<b>45,546</b>
<b>Nov. 15</b>	<b>at N.Y. Jets</b>	<b>W, 24-22</b>	<b>76,313</b>
<b>Nov. 22</b>	<b>Buffalo</b>	<b>W, 18-15</b>	<b>47,757</b>
Nov. 29	at San Francisco	L, 3-20	69,732
<b>Dec. 6</b>	<b>Houston</b>	<b>W, 23-18</b>	<b>42,079</b>
Dec. 13	Miami	L, 10-14	60,457
Dec. 17	Indianapolis	L, 31-35	63,753
Dec. 27	at New England	L, 7-35	68,756
Jan. 3	at Cleveland	L, 17-23	66,935

\* TV Blackout

	JAGUARS	OPP.
<b>TOTAL FIRST DOWNS</b>	<b>300</b>	<b>307</b>
Rushing	114	100
Passing	170	191
Penalty	16	16
3rd Down: Made/Att	102/226	94/209
3rd Down Pct.	45.1%	45.0%
4th Down: Made/Att	12/21	12/17
4th Down Pct.	57.1%	70.6%
<b>POSSESSION AVG.</b>	<b>30:08</b>	<b>29:52</b>
<b>TOTAL NET YARDS</b>	<b>5,385</b>	<b>5,637</b>
Avg. Per Game	336.6	352.3
Total Plays	1010	982
Avg. Per Play	5.3	5.7
Net Yards Rushing	2,029	1,863
Avg. Per Game	126.8	116.4
Total Rushes	447	458
<b>NET YARDS PASSING</b>	<b>3,356</b>	<b>3,774</b>
Avg. Per Game	209.8	235.9
Sacked/Yards Lost	44/243	14/79
Gross Yards	3,599	3,853
Attempts/Completions	519/315	510/345
Completion Pct.	60.7%	67.6%
Had Intercepted	10	15
<b>PUNTS/AVERAGE</b>	<b>72/41.9</b>	<b>62/44.9</b>
<b>NET PUNTING AVG.</b>	<b>72/38.3</b>	<b>62/39.5</b>
<b>PENALTIES/YARDS</b>	<b>70/542</b>	<b>64/498</b>
<b>FUMBLES/BALL LOST</b>	<b>26/13</b>	<b>22/10</b>
<b>TOUCHDOWNS</b>	<b>34</b>	<b>44</b>
Rushing	19	12
Passing	15	28
Returns	0	4

BY PERIODS	1	2	3	4	OT	PTS
Jaguars	48	113	46	80	3	290
Opponents	69	157	75	79	0	380

SCORING	TD	RU	PA	RT	PAT	FG	S	TP
Jones-Drew	16	15	1	0	0/0	0/0	0	96
Scobee	0	0	0	0	30/31	18/28	0	84
Sims-Walker	7	0	7	0	0/0	0/0	0	42
Garrard	3	3	0	0	0/0	0/0	0	20
Lewis	2	0	2	0	0/0	0/0	0	12
Miller	2	0	2	0	0/0	0/0	0	12
Hughes	1	0	1	0	0/0	0/0	0	6
Jennings	1	1	0	0	0/0	0/0	0	6
Thomas	1	0	1	0	0/0	0/0	0	6
Wilford	1	0	1	0	0/0	0/0	0	6
<b>Jaguars</b>	<b>34</b>	<b>19</b>	<b>15</b>	<b>0</b>	<b>30/31</b>	<b>18/28</b>	<b>0</b>	<b>290</b>
<b>Opponents</b>	<b>44</b>	<b>12</b>	<b>28</b>	<b>4</b>	<b>38/38</b>	<b>24/28</b>	<b>1</b>	<b>380</b>

RUSHING	NO	YDS	AVG	LG	TD
Jones-Drew	312	1,391	4.5	80t	15
Garrard	77	323	4.2	30	3
Jennings	39	202	5.2	28t	1
M. Thomas	12	86	7.2	22	0
G. Jones	4	23	5.8	11	0
Miller	1	3	3.0	3	0
Owens	2	1	0.5	3	0
<b>Jaguars</b>	<b>447</b>	<b>2,029</b>	<b>4.5</b>	<b>80t</b>	<b>19</b>
<b>Opponents</b>	<b>458</b>	<b>1,863</b>	<b>4.1</b>	<b>89t</b>	<b>12</b>

RECEIVING	NO	YDS	AVG	LG	TD
Sims-Walker	63	869	13.8	61t	7
Jones-Drew	53	374	7.1	19	1
Holt	51	722	14.2	63	0
M. Thomas	48	453	9.4	28	1
Lewis	32	518	16.2	47	2
Miller	21	212	10.1	62	2
Jennings	16	101	6.3	14	0
Wilford	11	123	11.2	30	1
Dillard	6	106	17.7	33	0
Hughes	5	70	14.0	35t	1
G. Jones	5	14	2.8	9	0
Williamson	3	34	11.3	13	0
Potter	1	3	3.0	3	0
<b>Jaguars</b>	<b>315</b>	<b>3,599</b>	<b>11.4</b>	<b>63</b>	<b>15</b>
<b>Opponents</b>	<b>345</b>	<b>3,853</b>	<b>11.2</b>	<b>98t</b>	<b>28</b>

INTERCEPTIONS	NO	YDS	AVG	LG	TD
D. Cox	4	6	1.5	6	0
Mathis	3	46	15.3	29	0
A. Smith	2	34	17.0	30	0
G. Alexander	2	23	11.5	22	0
Groves	1	37	37.0	37	0
Durant	1	27	27.0	27	0
Considine	1	25	25.0	25	0
D. Smith	1	10	10.0	10	0
<b>Jaguars</b>	<b>15</b>	<b>208</b>	<b>13.9</b>	<b>37</b>	<b>0</b>
<b>Opponents</b>	<b>10</b>	<b>234</b>	<b>23.4</b>	<b>56</b>	<b>1</b>

PUNTING	NO	YDS	AVG	NET	TB	IN	LG	B
Podlesh	72	3,017	41.9	38.3	5	23	64	0
<b>Jaguars</b>	<b>72</b>	<b>3,017</b>	<b>41.9</b>	<b>38.3</b>	<b>5</b>	<b>23</b>	<b>64</b>	<b>0</b>
<b>Opponents</b>	<b>62</b>	<b>2,784</b>	<b>44.9</b>	<b>39.5</b>	<b>5</b>	<b>21</b>	<b>70</b>	<b>0</b>

PUNT RET.	NO	FC	YDS	AVG	LG	TD
M. Thomas	14	4	118	8.4	44	0
Witherspoon	7	3	78	11.1	42	0
Jones-Drew	2	0	19	9.5	12	0
Hughes	2	0	18	9.0	11	0
Middleton	1	0	0	0.0	0	0
Starks	1	0	0	0.0	0	0
<b>Jaguars</b>	<b>27</b>	<b>7</b>	<b>233</b>	<b>8.6</b>	<b>44</b>	<b>0</b>
<b>Opponents</b>	<b>38</b>	<b>15</b>	<b>159</b>	<b>4.2</b>	<b>13</b>	<b>0</b>

KICKOFF RET.	NO	YDS	AVG	LG	TD
M. Thomas	26	644	24.8	43	0
Witherspoon	24	568	23.7	42	0
Jones-Drew	4	102	25.5	30	0
Jennings	3	56	18.7	24	0
Owens	3	49	16.3	29	0
Underwood	2	38	19.0	24	0
Miller	2	19	9.5	16	0
Ellison	1	16	16.0	16	0
Wilford	1	0	0.0	0	0
<b>Jaguars</b>	<b>66</b>	<b>1,492</b>	<b>22.6</b>	<b>43</b>	<b>0</b>
<b>Opponents</b>	<b>47</b>	<b>1,069</b>	<b>22.7</b>	<b>93t</b>	<b>1</b>

2-POINT CONVERSIONS: Garrard  
Jaguars 1-3, Opponents 2-6

FGs	1-19	20-29	30-39	40-49	50+
Scobee	0/0	7/8	4/4	3/7	4/9
<b>Jaguars</b>	<b>0/0</b>	<b>7/8</b>	<b>4/4</b>	<b>3/7</b>	<b>4/9</b>
<b>Opponents</b>	<b>0/0</b>	<b>12/12</b>	<b>4/5</b>	<b>7/8</b>	<b>1/3</b>

Scobee: (24G, 46G, 63N) (30G, 46B) (52G) (22G, 50G, 55N, 33G) ( ) (58N, 36G) ( ) (53N, 27G) (49N, 21G) (29G) (40N, 32G, 21N) (51G, 46G, 24G) (25G) (50G, 57N) ( ) (47G, 43N)

Opponents: (52N) (45G, 48N) (27G) (29G) (47G, 27G) (52G, 27G) (48G, 25G, 45G) (45G, 21G, 56N) (32G, 37G, 40G) (26G, 28G, 22G) (46G, 27G) (32G) (38N) ( ) ( ) (27G, 21G, 33G)

SACKS: Henderson 3.0, Harvey 2.0, Knighton 1.5, D. Smith 1.5, Ingram 1.0, Stanley 1.0, Hayward 1.0, Durant 1.0, Ellison 1.0, Landri 1.0  
**Jaguars 14.0, Opponents 44.0**

TACKLES (Solo-Assists-Total): D. Smith (101-49-150), Durant (90-45-135), Ingram (47-30-77), Nelson (60-17-77), Cox (56-20-76), Harvey (37-32-69), Henderson (27-33-60), Alexander (39-19-58), Allen (35-23-58), Knighton (29-24-53), Mathis (28-12-40), Iwuh (26-12-38), Considine (24-12-36), Brackenridge (23-11-34), Groves (22-12-34), Ellison (16-12-28), A. Smith (21-7-28), Stanley (17-7-24), Landri (8-7-15), Russell (6-8-14), Ju. Williams (6-4-10), B. Smith (4-5-9), Starks (4-3-7), Middleton (7-0-7), Navarre (3-2-5), Hayward (2-1-3), Harrington (1-0-1), Peterson (0-1-1)

### USUAL STARTING LINEUP

#### OFFENSE

QB	David Garrard (16)
RB	Maurice Jones-Drew (16)
FB	Greg Jones (7)
WR	Mike Sims-Walker (14)
	Mike Thomas (4)
WR	Torry Holt (12)
TE	Mercedes Lewis (15)
	Ernest Wilford (7)
LT	Eugene Monroe (13)
	Tra Thomas (3)
LG	Vince Manuwai (16)
C	Brad Meester (16)
RG	Uche Nwaneri (13)
	Maurice Williams (3)
RT	Eben Britton (15)
	Maurice Williams (1)

#### DEFENSE

DE	Derrick Harvey (16)
DT	John Henderson (15)
	Atiyah Ellison (2)
DT	Terrance Knighton (16)
DE	Quentin Groves (7)
	Atiyah Ellison (4)
OLB	Daryl Smith (16)
MLB	Justin Durant (13)
OLB	Clint Ingram (12)
CB	Rashean Mathis (10)
	Tryon Brackenridge (5)
CB	Derek Cox (16)
FS	Reggie Nelson (14)
	Anthony Smith (2)
SS	Sean Considine (6)
	Gerald Alexander (10)

PASSING	ATT	CMP	PCT	YDS	YDS/ATT	TD	INT	LG	SK/YDS	RTG
Garrard	516	314	60.9	3,597	7.0	15	10	63	42/236	83.5
McCown	3	1	33.3	2	0.7	0	0	2	2/7	42.4
<b>Jaguars</b>	<b>519</b>	<b>315</b>	<b>60.7</b>	<b>3,599</b>	<b>6.9</b>	<b>15</b>	<b>10</b>	<b>63</b>	<b>44/243</b>	<b>83.2</b>
<b>Opponents</b>	<b>510</b>	<b>345</b>	<b>67.6</b>	<b>3,853</b>	<b>7.6</b>	<b>28</b>	<b>15</b>	<b>98t</b>	<b>14/79</b>	<b>96.0</b>



# SEASON RESULTS

## 2010 STATISTICS

**HEAD COACH: JACK DEL RIO**

**RECORD: 8-8 (.500)**

**STANDINGS: 2ND, AFC SOUTH**

DATE	OPPONENT	RESULT	ATT.
Sept. 12	Denver	W, 24-17	63,636
Sept. 19	at San Diego	L, 13-38	62,691
Sept. 26	Philadelphia	L, 3-28	63,256
Oct. 3	Indianapolis	W, 31-28	63,111
Oct. 10	at Buffalo	W, 36-26	58,304
Oct. 18	Tennessee	L, 3-30	63,625
Oct. 24	at Kansas City	L, 20-42	69,105
Oct. 31	at Dallas	W, 35-17	81,395
Nov. 14	Houston	W, 31-24	62,340
Nov. 21	Cleveland	W, 24-20	62,254
Nov. 28	at N.Y. Giants	L, 20-24	78,533
Dec. 5	at Tennessee	W, 17-6	69,143
Dec. 12	Oakland	W, 38-31	62,570
Dec. 18	at Indianapolis	L, 24-34	67,147
Dec. 26	Washington	L, 17-20 (OT)	63,470
Jan. 2	at Houston	L, 17-34	71,023

**TOTAL FIRST DOWNS**

	JAGUARS	OPP.
Rushing	148	98
Passing	161	197
Penalty	21	21
3rd Down: Made/Att	81/203	78/189
3rd Down Pct.	39.9%	41.3%
4th Down: Made/Att	16/25	8/18
4th Down Pct.	64.0%	44.4%

**POSSESSION AVG.**

<b>TOTAL NET YARDS</b>	<b>5,460</b>	<b>5,949</b>
Avg. Per Game	341.3	371.8
Total Plays	1019	948
Avg. Per Play	5.4	6.3
Net Yards Rushing	2,395	1,945
Avg. Per Game	149.7	121.6
Total Rushes	512	416

**NET YARDS PASSING**

Avg. Per Game	191.6	250.3
Sacked/Yards Lost	38/291	26/189
Gross Yards	3,356	4,193
Attempts/Completions	469/291	506/329
Completion Pct.	62.0%	65.0%
Had Intercepted	21	13

**PUNTS/AVERAGE**

<b>NET PUNTING AVG.</b>	<b>57/39.2</b>	<b>64/42.4</b>
<b>PENALTIES/YARDS</b>	<b>83/675</b>	<b>85/748</b>
<b>FUMBLES/BALL LOST</b>	<b>23/12</b>	<b>12/5</b>
<b>TOUCHDOWNS</b>	<b>41</b>	<b>50</b>
Rushing	14	19
Passing	26	28
Returns	1	3

**BY PERIODS**

	1	2	3	4	OT	PTS
Jaguars	43	129	86	95	0	353
Opponents	88	92	102	134	3	419

**SCORING**

	TD	RU	PA	RT	PAT	FG	S	TP
Scobee	0	0	0	0	41/41	22/28	0	107
Lewis	10	0	10	0	0/0	0/0	0	60
Jones-Drew	7	5	2	0	0/0	0/0	0	42
Sims-Walker	7	0	7	0	0/0	0/0	0	42
Garrard	5	5	0	0	0/0	0/0	0	30
Thomas	5	0	4	1	0/0	0/0	0	30
Jennings	4	4	0	0	0/0	0/0	0	24
J. Hill	1	0	1	0	0/0	0/0	0	6
Miller	1	0	1	0	0/0	0/0	0	6
Osgood	1	0	1	0	0/0	0/0	0	6
<b>Jaguars</b>	<b>41</b>	<b>14</b>	<b>26</b>	<b>1</b>	<b>41/41</b>	<b>22/28</b>	<b>0</b>	<b>353</b>
<b>Opponents</b>	<b>50</b>	<b>19</b>	<b>28</b>	<b>3</b>	<b>48/48</b>	<b>23/25</b>	<b>0</b>	<b>419</b>

	PASSING	ATT	CMP	PCT	YDS	YDS/ATT	TD	INT	LG	SK/YDS	RTG
Garrard	366	266	64.5	2,734	7.5	23	15	75	33/253	90.8	
Edwards	49	26	53.1	280	5.7	1	3	44	4/32	51.4	
Bouman	34	18	52.9	222	6.5	2	29	1/6	68.5		
McCown	19	11	57.9	120	6.3	0	25	0/0	76.6		
Jones-Drew	1	0	0.0	0	0.0	0	1	0	0/0	0.0	
<b>Jaguars</b>	<b>469</b>	<b>291</b>	<b>62.0</b>	<b>3,356</b>	<b>7.2</b>	<b>26</b>	<b>21</b>	<b>75</b>	<b>38/291</b>	<b>83.4</b>	
<b>Opponents</b>	<b>506</b>	<b>329</b>	<b>65.0</b>	<b>4,193</b>	<b>8.3</b>	<b>28</b>	<b>13</b>	<b>67t</b>	<b>26/189</b>	<b>98.5</b>	

RUSHING	NO	YDS	AVG	LG	TD
Jones-Drew	299	1,324	4.4	37	5
Jennings	84	459	5.5	74t	4
Garrard	66	279	4.2	25t	5
Karim	35	160	4.6	15	0
M. Thomas	12	114	9.5	33	0
Edwards	9	34	3.8	14	0
Miller	2	9	4.5	8	0
Bouman	2	8	4.0	6	0
G. Jones	2	4	2.0	3	0
McCown	1	4	4.0	4	0
<b>Jaguars</b>	<b>512</b>	<b>2,395</b>	<b>4.7</b>	<b>74t</b>	<b>14</b>
<b>Opponents</b>	<b>416</b>	<b>1,945</b>	<b>4.7</b>	<b>70</b>	<b>19</b>

RECEIVING	NO	YDS	AVG	LG	TD
M. Thomas	66	820	12.4	50t	4
Lewis	58	700	12.1	42t	10
Sims-Walker	43	562	13.1	39	7
Jones-Drew	34	317	9.3	75	2
Jennings	26	223	8.6	25	0
Miller	20	216	10.8	52t	1
J. Hill	11	248	22.5	48t	1
G. Jones	11	47	4.3	12	0
Underwood	8	111	13.9	22	0
Osgood	6	60	10.0	24t	1
Potter	3	24	8.0	10	0
Karim	3	10	3.3	7	0
Bolen	1	15	15.0	15	0
Wilford	1	3	3.0	3	0
<b>Jaguars</b>	<b>291</b>	<b>3,356</b>	<b>11.5</b>	<b>75</b>	<b>26</b>
<b>Opponents</b>	<b>329</b>	<b>4,193</b>	<b>12.7</b>	<b>67t</b>	<b>28</b>

INTERCEPTIONS	NO	YDS	AVG	LG	TD
D. Cox	4	14	3.5	14	0
A. Smith	1	47	47.0	47	0
Mathis	1	24	24.0	24	0
Greene	1	8	8.0	8	0
D. Smith	1	8	8.0	8	0
Carey	1	7	7.0	7	0
Middleton	1	2	2.0	2	0
D. Jones	1	0	0.0	0	0
Considine	1	-2	-2.0	-2	0
Knighton	1	-3	-3.0	-3	0
<b>Jaguars</b>	<b>13</b>	<b>105</b>	<b>8.1</b>	<b>47</b>	<b>0</b>
<b>Opponents</b>	<b>21</b>	<b>263</b>	<b>12.5</b>	<b>38</b>	<b>1</b>

PUNTING	NO	YDS	AVG	NET	TB	IN	LG	B
Podlesh	57	2,496	43.8	39.2	7	26	63	0
<b>Jaguars</b>	<b>57</b>	<b>2,496</b>	<b>43.8</b>	<b>39.2</b>	<b>7</b>	<b>26</b>	<b>63</b>	<b>0</b>
<b>Opponents</b>	<b>64</b>	<b>2,714</b>	<b>42.4</b>	<b>36.5</b>	<b>1</b>	<b>16</b>	<b>66</b>	<b>1</b>

PUNT RET.	NO	FC	YDS	AVG	LG	TD
M. Thomas	34	7	358	10.5	78t	1
Brackenkridge	1	0	1	1.0	1	0
Osgood	1	0	0	0.0	0	0
Mathis	0	1	0	---	---	0
<b>Jaguars</b>	<b>36</b>	<b>8</b>	<b>359</b>	<b>10.0</b>	<b>78t</b>	<b>1</b>
<b>Opponents</b>	<b>19</b>	<b>15</b>	<b>123</b>	<b>6.5</b>	<b>13</b>	<b>0</b>

KICKOFF RET.	NO	YDS	AVG	LG	TD
Karim	50	1,248	25.0	65	0
Underwood	24	561	23.4	53	0
Bolen	1	5	5.0	5	0
J. Hill	1	30	30.0	30	0
Miller	1	22	22.0	22	0
Owens	1	22	22.0	22	0
Potter	1	15	15.0	15	0
Wilford	1	0	0.0	0	0
<b>Jaguars</b>	<b>80</b>	<b>1,903</b>	<b>23.8</b>	<b>65</b>	<b>0</b>
<b>Opponents</b>	<b>59</b>	<b>1,266</b>	<b>21.5</b>	<b>46</b>	<b>1</b>

**2-POINT CONVERSIONS: Jaguars 0-0, Opponents 1-2**

FGs	1-19	20-29	30-39	40-49	50+
Scobee	2/2	3/3	6/7	9/14	2/2
<b>Jaguars</b>	<b>2/2</b>	<b>3/3</b>	<b>6/7</b>	<b>9/14</b>	<b>2/2</b>
<b>Opponents</b>	<b>0/0</b>	<b>9/9</b>	<b>10/10</b>	<b>3/3</b>	<b>1/3</b>

**Scobee:** (45G) (44G, 48G) (51G) (59G) (49G, 49G, 34G, 40G, 46G) (33G) (35G, 18G) ( ) (38G, 39N, 43N) (47G) (22G, 42G) (26G, 49B, 48N) (19G) (22G) (44N, 34G) (39G, 46N)

**Opponents:** (54 G) (41G) ( ) ( ) (29G, 22G) (26G, 33G, 36G) ( ) (34G) (24G) (51N, 38G, 51N, 41G) (22G, 29G, 28G) (37G, 30G) (26G) (34G, 37G) (48G, 31G) (26G, 33G)

**SACKS:** Mincey 5.0, Kampman 4.0, Knighton 4.0, Alualu 3.5, D. Smith 3.5, Harvey 2.5, Hart 1.5, Considine 1.0, Middleton 1.0

**Jaguars 26.0, Opponents 38.0**

**TACKLES (Solo-Assists-Total):** D. Smith (109-47-156), Morrison (87-54-141), Durant (71-28-99), Knighton (52-32-84), Alualu (50-27-77), Greene (44-33-77), Mincey (41-28-69), Mathis (36-23-59), Kampman (34-21-55), Allen (38-16-54), Considine (33-19-52), D. Cox (36-16-52), Carey (29-22-51), Middleton (26-16-42), Harvey (16-18-34), Lane (20-13-33), D. Jones (22-5-27), Douzable (13-14-27), A. Smith (13-3-16), G. Alexander (6-9-15), Hart (9-4-13), Mosley (2-4-6), Brackenkridge (4-0-4), Cohen (3-0-3), Morgan (2-1-3), Hamlin (2-1-3), Bowen (1-0-1)

**USUAL STARTING LINEUP**

**OFFENSE**

- QB David Garrard (14)
- RB Maurice Jones-Drew (14)
- Rashad Jennings (3)
- FB Greg Jones (13)
- WR Mike Sims-Walker (13)
- Kassim Osgood (3)
- WR Mike Thomas (11)
- TE Marcedes Lewis (16)
- Zach Miller (5)
- LT Eugene Monroe (15)
- LG Vince Manuwai (11)
- Justin Smiley (5)
- C Brad Meester (16)
- RG Uche Nwaneri (16)
- RT Jordan Black (9)
- Eben Britton (7)

**DEFENSE**

- DE Aaron Kampman (8)
- Jeremy Mincey (8)
- DT Terrance Knighton (16)
- DT Tyson Alualu (16)
- DE Austen Lane (9)
- Derrick Harvey (7)
- OLB Daryl Smith (16)
- MLB Kirk Morrison (16)
- OLB Justin Durant (9)
- Russell Allen (4)
- CB Rashean Mathis (16)
- CB Derek Cox (11)
- David Jones (5)
- FS Don Carey (10)
- Gerald Alexander (3)
- Sean Considine (3)
- SS Courtney Greene (11)
- Anthony Smith (3)



# SEASON RESULTS

## 2011 STATISTICS

**HEAD COACH: JACK DEL RIO (11 GAMES),  
MEL TUCKER (5 GAMES)**

**RECORD: 5-11 (.313)**

DATE	OPPONENT	RESULT	ATT.
Sept. 11	Tennessee	W, 16-14	61,619
Sept. 19	at N.Y. Jets	L, 3-32	78,834
Sept. 26	at Carolina	L, 10-16	71,704
Oct. 2	New Orleans	L, 10-23	62,471
Oct. 9	Cincinnati	L, 20-30	61,799
Oct. 16	at Pittsburgh	L, 13-17	62,934
Oct. 24	Baltimore	W, 12-7	62,976
Oct. 30	at Houston	L, 14-24	71,412
Nov. 13	at Indianapolis	W, 17-3	64,619
Nov. 20	at Cleveland	L, 10-14	63,498
Nov. 27	Houston	L, 13-20	62,004
Dec. 5	San Diego	L, 14-38	62,743
Dec. 11	Tampa Bay	W, 41-14	62,562
Dec. 15	at Atlanta	L, 14-41	68,856
Dec. 24	at Tennessee	L, 17-23	69,143
Jan. 1	Indianapolis	W, 19-13	62,481

RUSHING	NO	YDS	AVG	LG	TD
Jones-Drew	343	1,606	4.7	56	8
Karim	63	130	2.1	14	0
Gabbert	48	98	2.0	12	0
Harris	9	42	4.7	24	0
Owens	10	39	3.9	9	0
McCown	7	23	3.3	9	0
Bolen	2	14	7.0	10	0
Thomas	3	11	3.7	12	0
Jones	2	7	3.5	6	1
Turk	1	0	0.0	0	0
Harris	1	0	0.0	0	0
<b>Jaguars</b>	<b>489</b>	<b>1,970</b>	<b>4.0</b>	<b>56</b>	<b>9</b>
<b>Opponents</b>	<b>435</b>	<b>1,667</b>	<b>3.8</b>	<b>68</b>	<b>14</b>

RECEIVING	NO	YDS	AVG	LG	TD
M.Thomas	44	415	9.4	47	1
Jones-Drew	43	374	8.7	48	3
Lewis	39	460	11.8	62	0
Dillard	29	292	10.1	25	1
Hill	25	367	14.7	74t	3
Karim	14	120	8.6	20	0
West	13	163	12.5	23t	2
Potter	5	50	10.0	22	0
Osgood	5	42	8.4	19	0
Cloherly	4	57	14.3	21	0
Miller	4	42	10.5	14t	1
Jones	4	19	4.8	10	0
Price	2	39	19.5	21	0
Shorts	2	30	15.0	25	1
Bolen	2	6	3.0	4	0
Owens	2	2	1.0	6	0
Whimper	1	17	17.0	17	0
Sims-Walker	1	11	11.0	11	0
D.Harris	1	4	4.0	4	0
<b>Team</b>	<b>240</b>	<b>2,510</b>	<b>10.5</b>	<b>74t</b>	<b>12</b>
<b>Opponents</b>	<b>326</b>	<b>3,554</b>	<b>10.9</b>	<b>80t</b>	<b>21</b>

INTERCEPTIONS	NO	YDS	AVG	LG	TD
Landry	2	28	14.0	28	0
Lowery	2	26	13.0	30	0
Trent	2	17	8.5	22	0
Coleman	2	5	2.5	8	0
Posluszny	2	2	1.0	2	0
Rutland	1	37	37.0	25	0
Smith	1	25	25.0	25	0
Middleton	1	11	11.0	11	0
Mincey	1	5	5.0	5	0
Allen	1	3	3.0	3	0
Mathis	1	1	1.0	1	0
Youboty	1	0	0.0	0	0
<b>Jaguars</b>	<b>17</b>	<b>160</b>	<b>9.4</b>	<b>30</b>	<b>0</b>
<b>Opponents</b>	<b>15</b>	<b>177</b>	<b>11.8</b>	<b>37</b>	<b>0</b>

PUNTING	NO	YDS	AVG	NET	TB	IN	LG	B
Harris	72	3075	42.7	37.9	5	13	55	0
Turk	27	1072	39.7	32.8	5	7	65	0
<b>Jaguars</b>	<b>99</b>	<b>4147</b>	<b>41.9</b>	<b>36.5</b>	<b>10</b>	<b>20</b>	<b>65</b>	<b>0</b>
<b>Opponents</b>	<b>89</b>	<b>3852</b>	<b>43.3</b>	<b>39.4</b>	<b>10</b>	<b>25</b>	<b>71</b>	<b>1</b>

PUNT RET.	NO	FC	YDS	AVG	LG	TD
M.Thomas	19	5	88	4.6	28	0
C.Shorts	12	6	50	4.2	27	0
J.Dillard	3	6	10	3.3	5	0
R.Mathis	0	2	0	0.0	0	0
<b>Jaguars</b>	<b>34</b>	<b>19</b>	<b>148</b>	<b>4.4</b>	<b>28</b>	<b>0</b>
<b>Opponents</b>	<b>48</b>	<b>17</b>	<b>333</b>	<b>6.9</b>	<b>42</b>	<b>0</b>

TOTAL FIRST DOWNS	JAGUARS	OPP.
Rushing	103	73
Passing	122	175
Penalty	26	20
3rd Down: Made/Att	81/241	79/218
3rd Down Pct.	33.6%	36.2%
4th Down: Made/Att	6/17	4/9
4th Down Pct.	35.3%	44.4%
<b>POSSESSION AVG.</b>	<b>30:02</b>	<b>29:58</b>
<b>TOTAL NET YARDS</b>	<b>4,149</b>	<b>5,008</b>
Avg. Per Game	259.3	313.0
Total Plays	1,002	979
Avg. Per Play	4.1	5.1
<b>NET YARDS RUSHING</b>	<b>1,970</b>	<b>1,667</b>
Avg. Per Game	123.1	104.2
Total Rushes	489	435
<b>NET YARDS PASSING</b>	<b>2,179</b>	<b>3,341</b>
Avg. Per Game	136.2	208.8
Sacked/Yards Lost	44/331	31/213
Gross Yards	2,510	3,554
Attempts/Completions	469/240	513/326
Completion Pct.	51.2%	63.5%
Had Intercepted	15	17
<b>PUNTS/AVERAGE</b>	<b>99/41.9</b>	<b>89/43.3</b>
<b>NET PUNTING AVG.</b>	<b>99/36.5</b>	<b>89/39.4</b>
<b>PENALTIES/YARDS</b>	<b>77/680</b>	<b>105/895</b>
<b>FUMBLES/BALL LOST</b>	<b>27/8</b>	<b>21/11</b>
<b>TOUCHDOWNS</b>	<b>25</b>	<b>37</b>
Rushing	9	14
Passing	12	21
Returns	4	2

BY PERIODS	1	2	3	4	OT	PTS
Jaguars	44	100	33	66	0	243
Opponents	83	103	64	79	0	329

SCORING	TD	RU	PA	RT	PAT	FG	S	TP
Scobee	0	0	0	0	24/24	23/25	0	93
Jones-Drew	11	8	3	0	0/0	0/0	0	66
Hill	3	0	3	0	0/0	0/0	0	18
West	2	0	2	0	0/0	0/0	0	12
Cloherly	1	0	0	1	0/0	0/0	0	6
Collins	1	0	0	1	0/0	0/0	0	6
Dillard	1	0	1	0	0/0	0/0	0	6
Jones	1	1	0	0	0/0	0/0	0	6
Miller	1	0	1	0	0/0	0/0	0	6
Potter	1	0	0	1	0/0	0/0	0	6
Shorts	1	0	1	0	0/0	0/0	0	6
Thomas	1	0	1	0	0/0	0/0	0	6
Youboty	1	0	0	1	0/0	0/0	0	6
<b>Jaguars</b>	<b>25</b>	<b>9</b>	<b>12</b>	<b>4</b>	<b>24/24</b>	<b>23/25</b>	<b>0</b>	<b>243</b>
<b>Opponents</b>	<b>37</b>	<b>14</b>	<b>21</b>	<b>2</b>	<b>35/36</b>	<b>22/29</b>	<b>2</b>	<b>329</b>

PASSING	ATT	CMP	PCT	YDS	YDS/ATT	TD	INT	LG	SK/YDS	RTG
Gabbert	413	210	50.8	2,214	5.4	12	11	74t	40/293	65.4
L. McCown	56	30	53.6	296	5.3	0	4	26	4/38	39.0
<b>Jaguars</b>	<b>469</b>	<b>240</b>	<b>51.2</b>	<b>2,510</b>	<b>5.4</b>	<b>12</b>	<b>15</b>	<b>74t</b>	<b>44/331</b>	<b>62.2</b>
<b>Opponents</b>	<b>513</b>	<b>326</b>	<b>63.5</b>	<b>3,554</b>	<b>6.9</b>	<b>21</b>	<b>17</b>	<b>80t</b>	<b>31/213</b>	<b>83.7</b>

KICKOFF RET.	NO	YDS	AVG	LG	TD
D.Karim	27	652	24.1	37	0
D.Harris	14	308	22.0	35	0
C.Shorts	4	82	20.5	23	0
M.Owens	1	13	13.0	13	0
Z.Potter	1	0	0.0	0	0
<b>Jaguars</b>	<b>47</b>	<b>1055</b>	<b>22.4</b>	<b>37</b>	<b>0</b>
<b>Opponents</b>	<b>26</b>	<b>632</b>	<b>24.3</b>	<b>46</b>	<b>0</b>

**2-POINT CONVERSIONS: Jaguars 0-0, Opponents 1-2**

### STANDINGS: 3RD, AFC SOUTH

FGs	1-19	20-29	30-39	40-49	50+
Scobee	1/1	5/5	5/5	7/8	5/6
Jaguars	1/1	5/5	5/5	7/8	5/6
Opponents	0/0	5/5	10/11	4/6	3/7

**Scobee:** (48G, 21G, 45G) (55G) (53G) (31G) (19G, 20G) (46G, 45G) (54G, 54G, 22G, 51G) () (44G, 45N) (42G) (21G, 55N, 35G) () () (39G) (25G, 32G, 47G, 39G)

**Opponents:** (67N) (38G, 45G, 23G) (35G, 32G) (53N, 38G, 39G, 21G, 50N) (47G) (21G, 46N) (52N) (46N, 39G) (42G) (38N) (53G, 33G) (29G) () (33G, 31G) (51G, 51G, 35G) (48G, 20G)

**SACKS:** Mincey 8.0, Roth 3.5, D. Smith 3.5, Alualu 2.5, Chick 2.5, Coleman 2.0, Posluszny 2.0, Douzable 1.0, Lane 1.0, Lowery 1.0, Mostey 1.0, Session 1.0, Allen 0.5, Collins 0.5, Landry 0.5, Selvie 0.5  
**Jaguars 31.0, Opponents 44.0**

**TACKLES (Solo-Assists-Total):** Posluszny (132-60-192), D. Smith (125-41-166), Landry (69-46-115), Mincey (61-40-101), Alualu (43-38-81), Allen (51-25-76), Knighton (38-23-61), Douzable (35-26-61), Mostey (30-20-50), Lowery (31-16-47), Session (35-9-44), Coleman (32-12-44), Roth (29-14-43), Mathis (27-9-36), Middleton (22-11-33), Youboty (24-5-29), Prosiniski (7-12-19), Rutland (10-8-18), Lane (7-9-16), Cox (12-4-16), Collins (7-8-15), Owusu-Ansah (9-5-14), Chick (8-1-9), Trent (4-4-8), Greene (5-2-7), Selvie (3-1-4), Kampman (1-1-2), Franklin (0-3-3), D. Jones (1-0-1), Brown (1-0-1)

### USUAL STARTING LINEUP

#### OFFENSE

QB	Blaine Gabbert (14)
RB	Maurice Jones-Drew (16)
FB	Greg Jones (9)
WR	Mike Thomas (13)
WR	Jason Hill (10)
	Jarett Dillard (5)
TE	Mercedes Lewis (15)
	Zach Potter (7)
LT	Eugene Monroe (14)
LG	Will Rackley (14)
C	Brad Meester (16)
RG	Uche Nwaneri (16)
RT	Guy Whimper (15)

#### DEFENSE

DE	Jeremy Mincey (16)
DT	Terrance Knighton (13)
	C.J. Mostey (3)
DT	Tyson Alualu (16)
DE	Matt Roth (9)
	Leger Douzable (6)
OLB	Daryl Smith (16)
MLB	Paul Posluszny (16)
OLB	Clint Session (6)
	Russell Allen (6)
CB	Rashean Mathis (9)
	William Middleton (6)
CB	Derek Cox (6)
	Ashton Youboty (5)
FS	Dwight Lowery (11)
SS	Dawan Landry (16)



# SEASON RESULTS

## 2012 STATISTICS

HEAD COACH: MIKE MULARKEY

RECORD: 2-14 (.125)

STANDINGS: 4TH, AFC SOUTH

DATE	OPPONENT	RESULT	ATT.
Sept. 9	at Minnesota	L, 23-26 (OT)	56,607
Sept. 16	Houston	L, 7-27	62,907
Sept. 23	at Indianapolis	W, 22-17	63,536
Sept. 30	Cincinnati	L, 10-27	63,030
Oct. 7	Chicago	L, 3-41	67,012
Oct. 21	at Oakland	L, 23-26 (OT)	51,634
Oct. 28	at Green Bay	L, 15-24	70,464
Nov. 4	Detroit	L, 14-31	63,050
Nov. 8	Indianapolis	L, 10-27	63,272
Nov. 18	at Houston	L, 37-43 (OT)	71,676
Nov. 25	Tennessee	W, 24-19	63,323
Dec. 2	at Buffalo	L, 18-34	53,971
Dec. 9	N.Y. Jets	L, 10-17	67,027
Dec. 16	at Miami	L, 3-24	53,667
Dec. 23	New England	L, 16-23	70,251
Dec. 30	at Tennessee	L, 20-38	69,143

TOTAL FIRST DOWNS	JAGUARS	OPP.
Rushing	76	133
Passing	157	194
Penalty	36	37
3rd Down: Made/Att	64/216	89/215
3rd Down Pct.	29.6%	41.4%
4th Down: Made/Att	8/26	4/9
4th Down Pct.	30.8%	44.4%
POSSESSION AVG.	27:29	32:31
TOTAL NET YARDS	4788	6088
Avg. Per Game	299.3	380.5
Total Plays	994	1100
Avg. Per Play	4.8	5.5
NET YARDS RUSHING	1369	2256
Avg. Per Game	85.6	141.0
Total Rushes	358	545
NET YARDS PASSING	3419	3832
Avg. Per Game	213.7	239.5
Sacked/Yards Lost	50/327	20/128
Gross Yards	3746	3960
Attempts/Completions	586/328	535/341
Completion Pct.	56.0%	63.7%
Had Intercepted	17	12
PUNTS/AVERAGE	92/47.3	68/46.0
NET PUNTING AVG.	40.4	39.8
PENALTIES/YARDS	101/955	101/820
FUMBLES/BALL LOST	20/9	17/11
TOUCHDOWNS	26	48
Rushing	5	19
Passing	20	21
Returns	1	8

BY PERIODS	1	2	3	4	OT	PTS
Jaguars	50	71	43	88	3	255
Opponents	66	134	87	142	15	444

SCORING	TD	RU	PA	RT	PAT	FG	S	TP
Scobee	0	0	0	0	18/19	25/28	0	93
Shorts	7	0	7	0	0/0	0/0	0	42
Blackmon	5	0	5	0	0/0	0/0	1	32
Lewis	4	0	4	0	0/0	0/0	0	24
Jennings	2	2	0	0	0/0	0/0	1	14
Jones-Drew	2	1	1	0	0/0	0/0	0	12
Owens	1	1	0	0	0/0	0/0	1	8
Harris	1	0	0	1	0/0	0/0	0	6
Whimper	1	0	1	0	0/0	0/0	0	6
Henne	1	1	0	0	0/0	0/0	0	6
Shiple	1	0	1	0	0/0	0/0	0	6
Spurlock	1	0	1	0	0/0	0/0	0	6
<b>Jaguars</b>	<b>26</b>	<b>5</b>	<b>20</b>	<b>1</b>	<b>18/19</b>	<b>25/28</b>	<b>3</b>	<b>255</b>
<b>Opponents</b>	<b>48</b>	<b>19</b>	<b>21</b>	<b>8</b>	<b>46/46</b>	<b>36/43</b>	<b>1</b>	<b>444</b>

RUSHING	NO	YDS	AVG	LG	TD
Jones-Drew	86	414	4.8	59t	1
Jennings	101	283	2.8	21	2
Owens	42	209	5.0	32t	1
Parme	40	143	3.6	28	0
Murphy	23	92	4.0	14	0
Toston	17	74	4.4	14	0
Henne	19	64	3.4	15	1
Gabbert	18	56	3.1	10	0
Blackmon	2	23	11.5	12	0
Jones	5	8	1.6	4	0
Todman	3	8	2.7	6	0
Thomas	1	-1	-1.0	-1	0
Shorts	1	-4	-4.0	-4	0
<b>Jaguars</b>	<b>358</b>	<b>1369</b>	<b>3.8</b>	<b>59t</b>	<b>5</b>
<b>Opponents</b>	<b>545</b>	<b>2256</b>	<b>4.1</b>	<b>53</b>	<b>19</b>

RECEIVING	NO	YDS	AVG	LG	TD
Blackmon	64	865	13.5	81t	5
Shorts	55	979	17.8	80t	7
Lewis	52	540	10.4	26	4
Robinson	24	252	10.5	32	0
Shiple	23	244	10.6	36	1
Jennings	19	130	6.8	26	0
Spurlock	14	121	8.6	22	1
Jones-Drew	14	86	6.1	13	1
Thomas	13	80	6.2	12	0
Jones	11	64	5.8	10	0
Elliott	10	108	10.8	22	0
Owens	8	113	14.1	53	0
Parme	7	60	8.6	26	0
Toston	3	41	13.7	21	0
Clemens	3	41	13.7	17	0
Whimper	2	11	5.5	10	1
Potter	2	6	3.0	4	0
Stanback	1	6	6.0	6	0
Ta'ufou	1	5	5.0	5	0
Todman	1	0	0.0	0	0
Henne	1	-6	-6.0	-6	0
<b>Jaguars</b>	<b>328</b>	<b>3746</b>	<b>11.4</b>	<b>81t</b>	<b>20</b>
<b>Opponents</b>	<b>341</b>	<b>3960</b>	<b>11.6</b>	<b>59</b>	<b>21</b>

INTERCEPTIONS	NO	YDS	AVG	LG	TD
Cox	4	18	4.5	16	0
Posluszny	3	20	6.7	13	0
Landry	1	47	47.0	21	0
Lowery	1	21	21.0	21	0
Bosworth	1	10	10.0	10	0
Prosinski	1	6	6.0	4	0
Harris	1	0	0.0	0	0
<b>Jaguars</b>	<b>12</b>	<b>122</b>	<b>10.2</b>	<b>21</b>	<b>0</b>
<b>Opponents</b>	<b>17</b>	<b>400</b>	<b>23.5</b>	<b>79t</b>	<b>5</b>

PUNTING	NO	YDS	AVG	NET	TB	IN	LG	B
Anger	91	4353	47.8	40.8	5	31	73	1
<b>Jaguars</b>	<b>91</b>	<b>4353</b>	<b>47.3</b>	<b>40.8</b>	<b>5</b>	<b>31</b>	<b>73</b>	<b>1</b>
<b>Opponents</b>	<b>67</b>	<b>3131</b>	<b>46.0</b>	<b>40.3</b>	<b>7</b>	<b>20</b>	<b>65</b>	<b>1</b>

PUNT RET.	NO	FC	YDS	AVG	LG	TD
Shiple	10	1	75	7.5	15	0
Thomas	8	1	56	7.0	18	0
Spurlock	6	4	51	8.5	28	0
Cosby	5	4	46	9.2	15	0
Ross	3	3	16	5.3	6	0
Jones-Drew	2	0	4	2.0	4	0
<b>Jaguars</b>	<b>34</b>	<b>13</b>	<b>248</b>	<b>7.3</b>	<b>28</b>	<b>0</b>
<b>Opponents</b>	<b>40</b>	<b>29</b>	<b>495</b>	<b>12.4</b>	<b>81t</b>	<b>2</b>

KICKOFF RET.	NO	YDS	AVG	LG	TD
Jennings	10	241	24.1	29	0
Parme	10	233	23.3	38	0
Spurlock	6	118	19.7	24	0
Shiple	6	117	19.5	24	0
Murphy	5	118	23.6	32	0
Cosby	5	99	19.8	32	0
Todman	4	78	19.5	24	0
Toston	3	65	21.7	25	0
Thomas	2	34	17.0	20	0
Potter	1	11	11.0	11	0
Selvie	1	0	0.0	0	0
<b>Jaguars</b>	<b>53</b>	<b>1114</b>	<b>21.0</b>	<b>38</b>	<b>0</b>
<b>Opponents</b>	<b>39</b>	<b>1009</b>	<b>25.9</b>	<b>55</b>	<b>0</b>

2-POINT CONVERSIONS: Jaguars 3-7, Opponents: 1-1

PASSING	ATT	CMP	PCT	YDS	YDS/ATT	TD	INT	LG	SK/YDS	RTG
Henne	308	166	53.9	2,084	6.8	11	11	81t	28/169	72.2
Gabbert	278	162	58.3	1,662	6.0	9	6	80t	22/158	77.3
<b>Team</b>	<b>586</b>	<b>328</b>	<b>56.0</b>	<b>3,746</b>	<b>6.4</b>	<b>20</b>	<b>17</b>	<b>81t</b>	<b>50/327</b>	<b>74.7</b>
<b>Opponents</b>	<b>535</b>	<b>341</b>	<b>63.7</b>	<b>3,960</b>	<b>7.4</b>	<b>21</b>	<b>12</b>	<b>59</b>	<b>20/128</b>	<b>89.8</b>

FGs	1-19	20-29	30-39	40-49	50+
Scobee	1/1	4/4	8/8	11/13	1/2
<b>Team</b>	<b>1/1</b>	<b>4/4</b>	<b>8/8</b>	<b>11/13</b>	<b>1/2</b>
<b>Opponents</b>	<b>0/0</b>	<b>7/7</b>	<b>17/19</b>	<b>9/12</b>	<b>3/5</b>

Scobee: (19G, 26G, 47G) () (44G, 47G, 26G) (21G) (31G) (50G, 40G, 45G) (38G, 22G, 32G) (44N, 40G) (43G, 40G, 33G) (41G) (36G) (31G, 55N) (37G) (41G, 43N, 35G, 42G) ()

Opponents: (20G, 42G, 55G, 38G) (31G, 37G) (36N, 37G) (35G, 35G) (32G, 31G) (21G, 33G, 31G, 64N, 40G) (32N, 25G) (47N, 42G) (31G, 41G) (42G, 50N, 27G, 47N, 25G) (38G, 42N, 40G, 39G, 33G) (29G, 50G) (44G) (53G, 30G, 31G) (25G, 49G, 38G) (48G)

SACKS: T. Alualu 3.5, J. Mincey 3.0, C. Mosley 2.5, T. Knighton 2.0, P. Posluszny 2.0, A. Lane 2.0, J. Babin 1.5, M. Harris 1.0, A. Branch 1.0, G. Selvie 1.0, R. Allen 0.5

**Jaguars 20.0, Opponents 50.0**

TACKLES (Solo-Assists-Total): Posluszny (152-79-231), Allen (137-64-201), Landry (90-86-176), Alualu (36-46-82), Mosley (44-36-80), Mincey (43-31-74), Prosinski (44-22-66), Ross (45-20-65), Harris (44-18-62), Knighton (31-30-61), Cox (49-10-59), Lane (27-27-54), Bosworth (32-21-53), Lowery (28-25-53), Stanford (15-21-36), Selvie (13-17-30), Mathis (15-9-24), Branch (9-11-20), Middleton (10-8-18), Babin (8-9-17), D'A Smith (8-4-12), D. Smith (4-6-10), Rutland (4-6-10), Chick (2-6-8), Pendleton (2-2-4), Morgan (2-0-2)

### USUAL STARTING LINEUP

#### OFFENSE

QB	Blaine Gabbert (9)
	Chad Henne (6)
RB	Maurice Jones-Drew (5)
	Rashad Jennings (5)
FB	Greg Jones (4)
WR	Justin Blackmon (15)
WR	Cecil Shorts III (9)
	Laurent Robinson (4)
TE	Mercedes Lewis (15)
LT	Eugene Monroe (16)
LG	Mike Brewster (7)
	Eben Britton (5)
	Austin Pasztor (3)
C	Brad Meester (16)
RG	Uche Nwaneri (15)
RT	Cameron Bradford (12)
	Guy Whimper (4)

#### DEFENSE

DE	Jeremy Mincey (11)
	Jason Babin (4)
DT	Tyson Alualu (15)
DT	C.J. Mosley (12)
	Terrance Knighton (4)
DE	Austin Lane (7)
	Jeremy Mincey (5)
OLB	Kyle Bosworth (5)
	Julian Stanford (6)
MLB	Paul Posluszny (16)
OLB	Russell Allen (16)
CB	Derek Cox (11)
	William Middleton (3)
CB	Aaron Ross (6)
	Rashean Mathis (4)
	Mike Harris (4)
FS	Dwight Lowery (9)
	Chris Prosinski (7)
SS	Dawan Landry (16)



# SEASON RESULTS

## 2013 STATISTICS

**HEAD COACH: GUS BRADLEY**

**RECORD: 4-12 (.250)**

**STANDINGS: 3RD, AFC SOUTH**

DATE	OPPONENT	RESULT	ATT.
Sept. 8	Kansas City	L, 2-28	59,416
Sept. 15	at Oakland	L, 9-19	49,400
Sept. 22	at Seattle	L, 17-45	68,087
Sept. 29	Indianapolis	L, 3-37	59,695
Oct. 6	at St. Louis	L, 20-34	54,266
Oct. 13	at Denver	L, 19-35	76,862
Oct. 20	San Diego	L, 6-24	59,550
Oct. 27	S.F. (London)	L, 10-42	83,559
<b>Nov. 10</b>	<b>at Tennessee</b>	<b>W, 29-27</b>	<b>69,143</b>
Nov. 17	Arizona	L, 14-27	59,862
<b>Nov. 24</b>	<b>at Houston</b>	<b>W, 13-6</b>	<b>71,659</b>
<b>Dec. 1</b>	<b>at Cleveland</b>	<b>W, 32-28</b>	<b>69,654</b>
<b>Dec. 5</b>	<b>Houston</b>	<b>W, 27-20</b>	<b>60,414</b>
Dec. 15	Buffalo	L, 20-27	60,085
Dec. 22	Tennessee	L, 16-20	60,559
Dec. 29	at Indianapolis	L, 10-30	66,008

RUSHING	NO	YDS	AVG	LG	TD
Jones-Drew	234	803	3.4	48	5
Todman	76	256	3.4	33	2
Henne	27	77	2.9	14	0
Robinson	20	66	3.3	24	0
Gabbert	9	32	3.6	7	0
Forsett	6	31	5.2	10	0
Sanders	2	4	2.0	4	0
Ta'ufou'u	1	1	1.0	1	0
Anger	1	0	0.0	0	0
Blackmon	1	-1	-1.0	-1	0
Burton	1	-9	-9.0	-9	0
<b>Jaguars</b>	<b>378</b>	<b>1260</b>	<b>3.3</b>	<b>48</b>	<b>7</b>
<b>Opponents</b>	<b>507</b>	<b>2108</b>	<b>4.2</b>	<b>50</b>	<b>20</b>

RECEIVING	NO	YDS	AVG	LG	TD
Shorts	66	777	11.8	59	3
Sanders	51	484	9.5	51	1
Jones-Drew	43	314	7.3	17	0
M. Brown	32	446	13.9	43	2
J. Blackmon	29	415	14.3	67t	1
Lewis	25	359	14.4	41	4
Harbor	24	292	12.2	31	2
Taylor	19	189	9.9	17	1
Forsett	15	82	5.5	14	0
Todman	14	116	8.3	30	1
Ta'ufou'u	10	40	4.0	11	0
Burton	8	76	9.5	22	0
Reisner	5	40	8.0	16	0
Ebert	3	18	6.0	8	0
Noble	2	63	31.5	62t	1
Thomas	2	31	15.5	18	0
Meester	1	9	9.0	9	0
<b>Jaguars</b>	<b>349</b>	<b>3751</b>	<b>10.7</b>	<b>67t</b>	<b>16</b>
<b>Opponents</b>	<b>354</b>	<b>4187</b>	<b>11.8</b>	<b>95t</b>	<b>29</b>

INTERCEPTIONS	NO	YDS	AVG	LG	TD
Posluszny	2	69	34.5	59t	1
Hayes	2	39	19.5	28	0
Gratz	2	20	10.0	17	0
Ball	2	8	4.0	8	0
Cyprien	1	27	27.0	27	0
R. Davis	1	8	8.0	8	0
W. Blackmon	1	1	1.0	1	0
<b>Jaguars</b>	<b>11</b>	<b>172</b>	<b>15.6</b>	<b>59t</b>	<b>1</b>
<b>Opponents</b>	<b>21</b>	<b>355</b>	<b>16.9</b>	<b>82t</b>	<b>3</b>

PUNTING	NO	YDS	AVG	NET	TB	IN	LG	B
Anger	95	4338	45.7	40.5	8	31	61	0
<b>Jaguars</b>	<b>95</b>	<b>4338</b>	<b>45.7</b>	<b>40.5</b>	<b>8</b>	<b>31</b>	<b>61</b>	<b>0</b>
<b>Opponents</b>	<b>75</b>	<b>3268</b>	<b>43.0</b>	<b>39.3</b>	<b>7</b>	<b>19</b>	<b>65</b>	<b>1</b>

PUNT RET.	NO	FC	YDS	AVG	LG	TD
Sanders	25	16	140	5.6	17	0
W. Blackmon	5	5	2	0.4	5	0
<b>Jaguars</b>	<b>30</b>	<b>21</b>	<b>142</b>	<b>4.7</b>	<b>17</b>	<b>0</b>
<b>Opponents</b>	<b>47</b>	<b>22</b>	<b>330</b>	<b>7.0</b>	<b>38</b>	<b>0</b>

KICKOFF RET.	NO	YDS	AVG	LG	TD
Todman	26	712	27.4	59	0
Burton	4	99	24.8	32	0
D. Robinson	4	88	22.0	27	0
Sanders	3	75	25.0	31	0
K. Taylor	2	60	30.0	43	0
Forsett	1	21	21.0	21	0
Ta'ufou'u	1	5	5.0	5	0
<b>Jaguars</b>	<b>41</b>	<b>1060</b>	<b>25.9</b>	<b>59</b>	<b>0</b>
<b>Opponents</b>	<b>25</b>	<b>509</b>	<b>20.4</b>	<b>47</b>	<b>0</b>

2-POINT CONVERSIONS: Jaguars: 0-2, Opponents: 0-0

PASSING	ATT	CMP	PCT	YDS	YDS/ATT	TD	INT	LG	SK/YDS	RTG
C.Henne	503	305	60.6	3,241	6.4	13	14	62t	38/243	76.5
B.Gabbert	86	42	48.8	481	5.6	1	7	67t	12/67	36.0
A.Sanders	1	1	100.0	21	21.0	1	0	21t	0/0	158.3
M.Jones-Drew	1	1	100.0	8	8.0	1	0	8t	0/0	139.6
D.Robinson	1	0	0.0	0	0.0	0	0	0	0/0	39.6
<b>Jaguars</b>	<b>592</b>	<b>349</b>	<b>59.0</b>	<b>3,751</b>	<b>6.3</b>	<b>16</b>	<b>21</b>	<b>67t</b>	<b>50/310</b>	<b>71.9</b>
<b>Opponents</b>	<b>551</b>	<b>354</b>	<b>64.2</b>	<b>4,187</b>	<b>7.6</b>	<b>29</b>	<b>11</b>	<b>95t</b>	<b>31/225</b>	<b>96.5</b>

FGs	1-19	20-29	30-39	40-49	50+
J.Scobee	0/0	3/3	12/12	4/5	4/5
<b>Jaguars</b>	<b>0/0</b>	<b>3/3</b>	<b>12/12</b>	<b>4/5</b>	<b>4/5</b>
<b>Opponents</b>	<b>0/0</b>	<b>10/10</b>	<b>9/10</b>	<b>6/6</b>	<b>1/3</b>

**Scobee:** ( ) (27G) (33G) (53G) (48G, 34G) (50G, 30G) (30G, 23G) (38G) (32G, 44G) (60N) (30G, 49N, 53G) (44G, 36G, 25G) (40G, 39G) (32G, 55G) (36G) (37G)

**Opponents:** ( ) (35N, 46G, 30G, 29G, 29G) (21G) (22G, 46G, 28G) (32G, 37G) ( ) (20G) ( ) (39G, 37G) (21G, 32G) (49G, 20G) (53N) (34G, 31G) (42G, 54N, 40G) (45G, 52G) (23G, 26G, 39G)

**SACKS:** J. Babin 7.5, A. Branch 6.0, S. Marks 4.0, P. Posluszny 3.0, J. Mincey 2.0, T. Alualu 1.5, J. Cyprien 1.0, G. Hayes 1.0, R. Allen 1.0, W. Blackmon 1.0, W. Guy 1.0, R. Davis 1.0, A. Jones 0.5, B. Deaderick 0.5  
**Jaguars 31.0, Opponents 50.0**

**TACKLES (Solo-Assists-Total):** P. Posluszny (121, 40, 161), J. Cyprien (82, 16, 98), G. Hayes (59, 16, 78), R. Allen (45, 18, 63), J. Evans (43, 11, 54), A. Ball (41, 6, 47), T. Alualu (34, 10, 44), J. Babin (30, 10, 40), W. Blackmon (30, 10, 40), A. Branch (30, 7, 37), M. Harris (28, 6, 34), S. Marks (28, 5, 33), D. Gratz (26, 6, 32), R. Miller (20, 5, 25), W. Guy (18, 6, 24), J. Thomas (12, 5, 17), J. Mincey (7, 7, 14), B. Deaderick (8, 1, 9), A. Jones (8, 1, 9), L. Reynolds (7, 2, 9), C. Pronsinski (5, 2, 7), J. Lotulelei (5, 2, 7), D. Lowery (4, 2, 6), D. McCray (3, 2, 5), R. Davis (4, 0, 4), K. Love (1, 3, 4), J. Miller (2, 0, 2), D. Nevis (1, 1, 2)

### USUAL STARTING LINEUP

#### OFFENSE

QB	Chad Henne (13)
	Blaine Gabbert (3)
RB	Maurice Jones-Drew (15)
FB	Will Ta'ufou'u (7)
	Clay Harbor, TE (4)
WR	Cecil Shorts III (13)
WR	Mike Brown (6)
	Justin Blackmon (4)
TE	Mercedes Lewis (11)
LT	Cameron Bradfield (11)
LG	Will Rackley (11)
C	Brad Meester (16)
RG	Uche Nwaneri (16)
RT	Austin Pasztor (12)

#### DEFENSE

LDE	Tyson Alualu (16)
DT	Roy Miller (14)
DT	Sen'Derrick Marks (16)
LEO	Jason Babin (16)
OLB	Geno Hayes (14)
MLB	Paul Posluszny (15)
OLB	Russell Allen (12)
LCB	Dwayne Gratz (8)
	Will Blackmon (8)
RCB	Alan Ball (15)
FS	Josh Evans (11)
SS	Johnathan Cyprien (15)

TOTAL FIRST DOWNS	JAGUARS	OPP.
Rushing	71	121
Passing	176	200
Penalty	24	32
3rd Down: Made/Att	70/225	96/226
3rd Down Pct.	31.1%	42.5%
4th Down: Made/Att	13/30	9/12
4th Down Pct.	43.3%	75.0%
<b>POSSESSION AVG.</b>	<b>27:22</b>	<b>32:38</b>
<b>TOTAL NET YARDS</b>	<b>4,701</b>	<b>6,070</b>
Avg. Per Game	293.8	379.4
Total Plays	1,020	1,089
Avg. Per Play	4.6	5.6
<b>NET YARDS RUSHING</b>	<b>1,260</b>	<b>2,108</b>
Avg. Per Game	78.8	131.8
Total Rushes	378	507
<b>NET YARDS PASSING</b>	<b>3,441</b>	<b>3,962</b>
Avg. Per Game	215.1	247.6
Sacked/Yards Lost	50/310	31/225
Gross Yards	3,751	4,187
Attempts/Completions	592/349	551/354
Completion Pct.	59.0%	64.2%
Had Intercepted	21	11
<b>PUNTS/AVERAGE</b>	<b>95/45.7</b>	<b>76/43.0</b>
<b>NET PUNTING AVG.</b>	<b>40.5</b>	<b>38.8</b>
<b>PENALTIES/YARDS</b>	<b>96/797</b>	<b>87/729</b>
<b>FUMBLES/BALL LOST</b>	<b>18/6</b>	<b>27/10</b>
<b>TOUCHDOWNS</b>	<b>25</b>	<b>53</b>
Rushing	7	20
Passing	16	29
Returns	2	4

BY PERIODS	1	2	3	4	OT	PTS
<b>Jaguars</b>	<b>70</b>	<b>66</b>	<b>50</b>	<b>61</b>	<b>0</b>	<b>247</b>
<b>Opponents</b>	<b>107</b>	<b>139</b>	<b>102</b>	<b>101</b>	<b>0</b>	<b>449</b>

SCORING	TD	RU	PA	RT	PAT	FG	S	TP
Scobee	0	0	0	0	22/23	23/25	0	91
Jones-Drew	5	5	0	0	0/0	0/0	0	30
M. Lewis	4	0	4	0	0/0	0/0	0	24
C. Shorts	3	0	3	0	0/0	0/0	0	18
Todman	3	2	1	0	0/0	0/0	0	18
Harbor	2	0	2	0	0/0	0/0	0	12
M. Brown	2	0	2	0	0/0	0/0	0	12
Noble	1	0	1	0	0/0	0/0	0	6
J. Blackmon	1	0	1	0	0/0	0/0	0	6
Sanders	1	0	1	0	0/0	0/0	0	6
K. Taylor	1	0	1	0	0/0	0/0	0	6
W. Blackmon	1	0	0	1	0/0	0/0	0	6
Posluszny	1	0	0	1	0/0	0/0	0	6
J. Thomas	0	0	0	0	0/0	0/0	0	2
<b>Jaguars</b>	<b>25</b>	<b>7</b>	<b>16</b>	<b>2</b>	<b>22/23</b>	<b>23/25</b>	<b>0</b>	<b>247</b>
<b>Opponents</b>	<b>53</b>	<b>20</b>	<b>29</b>	<b>4</b>	<b>53/53</b>	<b>26/29</b>	<b>0</b>	<b>449</b>



# SEASON RESULTS

## 2014 STATISTICS

HEAD COACH: GUS BRADLEY

RECORD: 3-13 (.231)

STANDINGS: 3RD, AFC SOUTH

DATE	OPPONENT	RESULT	ATT.
Sept. 7	at Philadelphia	L, 17-34	69,596
Sept. 14	at Washington	L, 10-41	80,037
Sept. 21	Indianapolis	L, 17-44	60,601
Sept. 28	at San Diego	L, 14-33	56,553
Oct. 5	Pittsburgh	L, 9-17	66,198
Oct. 12	at Tennessee	L, 14-16	69,143
<b>Oct. 19</b>	<b>Cleveland</b>	<b>W, 24-6</b>	<b>61,341</b>
Oct. 26	Miami	L, 13-27	65,633
Nov. 2	at Cincinnati	L, 23-33	60,057
Nov. 9	Dallas*	L, 17-31	83,603
Nov. 23	at Indianapolis	L, 3-23	64,328
<b>Nov. 30</b>	<b>N.Y. Giants</b>	<b>W, 25-24</b>	<b>64,687</b>
Dec. 7	Houston	L, 13-27	61,070
Dec. 14	at Baltimore	L, 12-20	70,801
<b>Dec. 18</b>	<b>Tennessee</b>	<b>W, 21-13</b>	<b>61,202</b>
Dec. 28	at Houston	L, 17-23	71,777

\* Wembley Stadium in London, U.K.

### JAGUARS

TOTAL FIRST DOWNS	OPP.
Rushing	86
Passing	154
Penalty	31
3rd Down: Made/Att	69/216
3rd Down Pct.	31.9
4th Down: Made/Att	7/19
4th Down Pct.	36.8
<b>POSSESSION AVG.</b>	<b>27:11</b>
<b>TOTAL NET YARDS</b>	<b>4634</b>
Avg. Per Game	289.6
Total Plays	988
Avg. Per Play	4.7
<b>NET YARDS RUSHING</b>	<b>1633</b>
Avg. Per Game	102.1
Total Rushes	360
<b>NET YARDS PASSING</b>	<b>3001</b>
Avg. Per Game	187.6
Sacked/Yards Lost	71/450
Gross Yards	3451
Att./Completions	557/325
Completion Pct.	58.3
Had Intercepted	18
<b>PUNTS/AVERAGE</b>	<b>96/46.5</b>
<b>NET PUNTING AVG.</b>	<b>96/39.6</b>
<b>PENALTIES/YARDS</b>	<b>73/573</b>
<b>FUMBLES/BALL LOST</b>	<b>15/8</b>
<b>TOUCHDOWNS</b>	<b>27</b>
Rushing	9
Passing	15
Returns	3

BY PERIODS	1	2	3	4	OT	PTS
Jaguars	60	59	46	84	0	249
Opponents	63	148	86	115	0	412

SCORING	TD	RU	PA	RT	PAT	FG	S	TP
Scobee	0	0	0	0	23/23	20/26	0	83
Hurns	6	0	6	0			0	36
D. Robinson	4	4	0	0			0	24
A. Robinson	2	0	2	0			0	14
Gerhart	2	2	0	0			0	12
Johnson	2	2	0	0			0	12
Lewis	2	0	2	0			0	12
Todman	2	1	1	0			0	12
Colvin	1	0	0	1			0	6
Gratz	1	0	0	1			0	6
Harbor	1	0	1	0			0	6
Jacobs	1	0	1	0			0	6
Lee	1	0	1	0			0	6
Shorts	1	0	1	0			0	6
Thomas	1	0	0	1			0	6
<b>Jaguars</b>	<b>27</b>	<b>9</b>	<b>15</b>	<b>3</b>	<b>23/23</b>	<b>20/26</b>	<b>1</b>	<b>249</b>
<b>Opponents</b>	<b>45</b>	<b>15</b>	<b>24</b>	<b>6</b>	<b>45/45</b>	<b>31/35</b>	<b>2</b>	<b>412</b>

RUSHING	NO	YDS	AVG	LG	TD
D. Robinson	135	582	4.3	41	4
Bortles	56	419	7.5	34	0
Gerhart	101	326	3.2	23	2
Todman	32	186	5.8	62t	1
Johnson	29	86	3.0	20	2
Henne	4	25	6.3	12	0
Lee	3	9	3.0	5	0
<b>Jaguars</b>	<b>360</b>	<b>1633</b>	<b>4.5</b>	<b>62t</b>	<b>9</b>
<b>Opponents</b>	<b>499</b>	<b>2033</b>	<b>4.1</b>	<b>60t</b>	<b>15</b>

RECEIVING	NO	YDS	AVG	LG	TD
Shorts	53	557	10.5	53	1
Hurns	51	677	13.3	63t	6
A. Robinson	48	548	11.4	54	2
Lee	37	422	11.4	37	1
Harbor	26	289	11.1	59	1
Todman	25	198	7.9	26	1
D. Robinson	23	124	5.4	19	0
Gerhart	20	186	9.3	26	0
Lewis	18	206	11.4	63t	2
Brown	7	88	12.6	17	0
Ta'ufou'u	7	81	11.6	26	0
Sanders	6	55	9.2	24	0
Jacobs	2	16	8.0	14	1
Jensen	1	8	8.0	8	0
Johnson	1	-4	-4.0	-4	0
<b>Jaguars</b>	<b>325</b>	<b>3451</b>	<b>10.6</b>	<b>63t</b>	<b>15</b>
<b>Opponents</b>	<b>355</b>	<b>4174</b>	<b>11.8</b>	<b>73t</b>	<b>24</b>

INTERCEPTIONS	NO	YDS	AVG	LG	TD
Thomas	2	10	5.0	10	0
Gratz	1	55	55.0	55t	1
T. Smith	1	15	15.0	15	0
Ball	1	0	0.0	0	0
Martin	1	0	0.0	0	0
<b>Jaguars</b>	<b>6</b>	<b>80</b>	<b>13.3</b>	<b>55t</b>	<b>1</b>
<b>Opponents</b>	<b>18</b>	<b>346</b>	<b>19.2</b>	<b>81t</b>	<b>4</b>

PUNTING	NO	YDS	AVG	NET	TB	IN	LG	B
Anger	94	4464	47.5	39.6	10	25	69	2
<b>Jaguars</b>	<b>94</b>	<b>4464</b>	<b>46.5</b>	<b>39.6</b>	<b>10</b>	<b>25</b>	<b>69</b>	<b>2</b>
<b>Opponents</b>	<b>75</b>	<b>3559</b>	<b>47.5</b>	<b>41.5</b>	<b>9</b>	<b>37</b>	<b>69</b>	<b>0</b>

PUNT RET.	NO	FC	YDS	AVG	LG	TD
Sanders	32	10	227	7.1	23	0
Brown	5	5	37	7.4	13	0
<b>Jaguars</b>	<b>37</b>	<b>15</b>	<b>264</b>	<b>7.1</b>	<b>23</b>	<b>0</b>
<b>Opponents</b>	<b>52</b>	<b>20</b>	<b>464</b>	<b>8.9</b>	<b>37</b>	<b>0</b>

KICKOFF RET.	NO	YDS	AVG	LG	TD
Todman	38	972	25.6	40	0
Davis	2	22	11.0	15	0
Alualu	1	12	12.0	12	0
Brown	1	11	11.0	11	0
Sanders	1	16	16.0	16	0
<b>Jaguars</b>	<b>43</b>	<b>1033</b>	<b>24.0</b>	<b>40</b>	<b>0</b>
<b>Opponents</b>	<b>22</b>	<b>516</b>	<b>23.5</b>	<b>50</b>	<b>0</b>

2-POINT CONVERSIONS: Allen Robinson  
Jaguars: 1-4, Opponents: 0-0

FGs	1-19	20-29	30-39	40-49	50+
Scobee	0/0	3/3	7/8	7/9	3/6
<b>Jaguars</b>	<b>0/0</b>	<b>3/3</b>	<b>7/8</b>	<b>7/9</b>	<b>3/6</b>
<b>Opponents</b>	<b>0/0</b>	<b>11/11</b>	<b>8/8</b>	<b>9/11</b>	<b>3/5</b>

Scobee: (49G, 50N, 36B), (36G), (41G), (43G, 35G, 36G), (55B), (30G), (48B, 30G, 40G), (25G), (1), (28G), (28G, 43G), (33G, 37G), (53G, 45G, 53G, 42N, 45G), (1), (53G, 51N)

Opponents: (51G, 28G), (36G, 42G), (48G, 43G, 25G), (33G, 34G, 23G, 37G), (24G), (25G, 21G, 42G), (40G, 22G), (43G, 29G), (31G), (54G, 48N), (46G, 20G, 32G), (43N, 33G), (44G, 44G), (22G, 54N, 54N, 33G), (50G, 23G), (1)

SACKS: S. Marks 8.5, C. Clemons 8, R. Davis 6.5, A. Branch 3, A. Jones 3, C. Smith 3, T. Alualu 2, G. Hayes 2, P. Postluszny 2, T. Smith 2, W. Blackmon 1, R. Bryant 1, W. Guy 1, Z. Hood 1, R. Miller 1  
Jaguars 45.0, Opponents 71.0

TACKLES (Solo-Assists-Total): J. Cyprien (77, 34, 111), T. Smith (68, 31, 99), J. Evans (62, 28, 90), J. Thomas (47, 34, 81), P. Postluszny (47, 22, 69), D. Gratz (39, 16, 55), G. Hayes (34, 17, 51), D. McCray (40, 7, 47), S. Marks (34, 10, 44), A. Jones (23, 16, 39), C. Clemons (27, 9, 36), R. Miller (21, 10, 31), T. Alualu (13, 17, 30), W. Blackmon (21, 7, 28), A. Colvin (21, 4, 25), Z. Hood (17, 7, 24), R. Bryant (15, 8, 23), A. Ball (18, 4, 22), A. Branch (12, 6, 18), R. Davis (12, 3, 15), S. Martin (11, 3, 14), W. Guy (10, 4, 14), L. Reynolds (9, 4, 13), D. Watson (3, 5, 8), C. Smith (3, 2, 5), J. George (2, 1, 3), C. Proinski (2, 0, 2)

### USUAL STARTING LINEUP

#### OFFENSE

- QB Blake Bortles (13)
- Chad Henne (3)
- RB Denard Robinson (8)
- Toby Gerhart (6)
- FB Will Ta'ufou'u (4)
- WR Cecil Shorts III (12)
- WR Allen Robinson (7)
- Marqise Lee (6)
- TE Mercedes Lewis (8)
- Clay Harbor (6)
- LT Luke Joeckel (16)
- LG Zane Beadles (16)
- C Luke Bowanko (14)
- RG Brandon Linder (15)
- RT Austin Pasztor (8)
- Sam Young (6)

#### DEFENSE

- LDE Red Bryant (16)
- DT Roy Miller (14)
- DT Sen'Derrick Marks (16)
- LEO Chris Clemons (16)
- OLB Geno Hayes (11)
- MLB J.T. Thomas (9)
- Paul Postluszny (7)
- OLB Telvin Smith (4)
- Will Blackmon, CB (4)
- LCB Demetrius McCray (12)
- RCB Dwayne Gratz (9)
- Alan Ball (7)
- FS Josh Evans (12)
- SS Johnathan Cyprien (15)

PASSING	ATT	CMP	PCT	YDS	YDS/ATT	TD	INT	LG	SK/YDS	RTG
Bortles	475	280	58.9	2,908	6.12	11	17	63t	55/345	69.5
Henne	78	42	53.8	492	6.31	3	1	63t	16/105	80.7
Shorts	2	2	100.0	32	16.00	1	0	23t	0/0	158.3
Anger	1	1	100.0	19	19.00	0	0	19	0/0	118.8
D. Robinson	1	0	0.0	0	0.00	0	0	---	0/0	39.6
<b>Jaguars</b>	<b>557</b>	<b>325</b>	<b>58.3</b>	<b>3,451</b>	<b>6.20</b>	<b>15</b>	<b>18</b>	<b>63t</b>	<b>71/450</b>	<b>72.0</b>
<b>Opponents</b>	<b>541</b>	<b>355</b>	<b>65.6</b>	<b>4,174</b>	<b>7.72</b>	<b>24</b>	<b>6</b>	<b>73t</b>	<b>45/275</b>	<b>99.1</b>



# SEASON RESULTS

## 2015 STATISTICS

**HEAD COACH: GUS BRADLEY**

**RECORD: 5-11 (.313)**

**STANDINGS: 3rd, AFC SOUTH**

DATE	OPPONENT	RESULT	ATT.
Sept. 13	Carolina	L, 9-20	60,733
<b>Sept. 20</b>	<b>Miami</b>	<b>W, 23-20</b>	<b>65,443</b>
Sept. 27	at New England	L, 17-51	66,829
Oct. 4	at Indianapolis	L, 13-16 (OT)	65,609
Oct. 11	at Tampa Bay	L, 31-38	58,490
Oct. 18	Houston	L, 20-31	58,085
<b>Oct. 25</b>	<b>Buffalo*</b>	<b>W, 34-31</b>	<b>84,021</b>
Nov. 8	at N.Y. Jets	L, 23-28	78,160
<b>Nov. 15</b>	<b>at Baltimore</b>	<b>W, 22-20</b>	<b>70,837</b>
<b>Nov. 19</b>	<b>Tennessee</b>	<b>W, 19-13</b>	<b>60,121</b>
Nov. 29	San Diego	L, 25-31	59,477
Dec. 6	at Tennessee	L, 39-42	57,355
<b>Dec. 13</b>	<b>Indianapolis</b>	<b>W, 51-16</b>	<b>62,372</b>
Dec. 20	Atlanta	L, 17-23	64,016
Dec. 27	at New Orleans	L, 27-38	73,064
Jan. 3	at Houston	L, 6-30	71,899

\* Wembley Stadium in London, U.K.

	<u>JAGUARS</u>	<u>OPP.</u>
<b>TOTAL FIRST DOWNS</b>	<b>313</b>	<b>362</b>
Rushing	69	102
Passing	215	222
Penalty	29	38
3rd Down: Made/Att	72/205	105/227
3rd Down Pct.	35.1%	46.3%
4th Down: Made/Att	8/15	6/12
4th Down Pct.	53.3%	50.0%
<b>POSSESSION AVG.</b>	<b>27:34</b>	<b>32:26</b>
<b>TOTAL NET YARDS</b>	<b>5581</b>	<b>6000</b>
Avg. Per Game	348.8	375.0
Total Plays	1012	1102
Avg. Per Play	5.5	5.4
<b>NET YARDS RUSHING</b>	<b>1473</b>	<b>1709</b>
Avg. Per Game	92.1	106.8
Total Rushes	354	464
<b>NET YARDS PASSING</b>	<b>4108</b>	<b>4291</b>
Avg. Per Game	256.8	268.2
Sacked/Yards Lost	51/320	36/237
Gross Yards	4428	4528
Attempts/Completions	607/355	602/390
Completion Pct.	58.5%	64.8%
Had Intercepted	18	9
<b>PUNTS/AVERAGE</b>	<b>80/46.3</b>	<b>72/43.9</b>
<b>NET PUNTING AVG.</b>	<b>39.5</b>	<b>36.9</b>
<b>PENALTIES/YARDS</b>	<b>105/880</b>	<b>114/989</b>
<b>FUMBLES/BALL LOST</b>	<b>25/10</b>	<b>16/9</b>
<b>TOUCHDOWNS</b>	<b>44</b>	<b>51</b>
Rushing	5	15
Passing	35	29
Returns	4	7

<u>BY PERIODS</u>	<u>1</u>	<u>2</u>	<u>3</u>	<u>4</u>	<u>OT</u>	<u>PTS</u>
Jaguars	35	126	94	121	0	376
Opponents	83	163	69	130	3	448

<u>SCORING</u>	<u>TD</u>	<u>RU</u>	<u>PA</u>	<u>RT</u>	<u>PAT</u>	<u>FG</u>	<u>S</u>	<u>TP</u>
Myers	0	0	0	0	32/39	26/30	0	110
A. Robinson	14	0	14	0			0	84
Hurns	10	0	10	0			0	60
Thomas	5	0	5	0			0	30
Greene	3	0	2	1			0	18
Yeldon	3	2	1	0			0	18
Bortles	2	2	0	0			0	12
Harbor	1	0	1	0			0	8
T. Smith	1	0	0	1			0	6
Branch	1	0	0	1			0	6
D. Robinson	1	1	0	0			0	6
Clemons	1	0	0	1			0	6
Walters	1	0	1	0			0	6
Lee	1	0	1	0			0	6
Jaguars	<b>44</b>	<b>5</b>	<b>35</b>	<b>4</b>	<b>32/39</b>	<b>26/30</b>	<b>0</b>	<b>376</b>
Opponents	<b>51</b>	<b>15</b>	<b>29</b>	<b>7</b>	<b>48/48</b>	<b>30/38</b>	<b>2</b>	<b>448</b>

<u>RUSHING</u>	<u>NO</u>	<u>YDS</u>	<u>AVG</u>	<u>LG</u>	<u>TD</u>
Yeldon	182	740	4.1	45	2
Bortles	52	310	6.0	28	2
D. Robinson	67	266	4.0	31	1
Gray	14	54	3.9	23	0
Gerhart	20	44	2.2	6	0
Lee	5	38	7.6	12	0
Pierce	6	11	1.8	4	0
Washington	1	8	8.0	8	0
Grant	6	2	0.3	11	0
Alualu	1	0	0.0	0	0
<b>Jaguars</b>	<b>354</b>	<b>1473</b>	<b>4.2</b>	<b>45</b>	<b>5</b>
<b>Opponents</b>	<b>464</b>	<b>1709</b>	<b>3.7</b>	<b>87t</b>	<b>15</b>

<u>RECEIVING</u>	<u>NO</u>	<u>YDS</u>	<u>AVG</u>	<u>LG</u>	<u>TD</u>
A. Robinson	80	1400	17.5	90t	14
Hurns	64	1031	16.1	80t	10
Thomas	46	455	9.9	34	5
Yeldon	36	279	7.8	67	1
Walters	32	368	11.5	31	1
D. Robinson	21	164	7.8	16	0
Greene	19	93	4.9	18	2
Lewis	16	226	14.1	45	0
Lee	15	191	12.7	30	1
Harbor	14	149	10.6	26	1
Gerhart	3	23	7.7	8	0
Pierce	3	7	2.3	6	0
Alualu	2	19	9.5	16	0
Grant	2	13	6.5	8	0
Jacobs	1	6	6.0	6	0
Gray	1	4	4.0	4	0
<b>Jaguars</b>	<b>355</b>	<b>4428</b>	<b>12.5</b>	<b>90t</b>	<b>35</b>
<b>Opponents</b>	<b>390</b>	<b>4528</b>	<b>11.6</b>	<b>71t</b>	<b>29</b>

<u>INTERCEPTIONS</u>	<u>NO</u>	<u>YDS</u>	<u>AVG</u>	<u>LG</u>	<u>TD</u>
House	4	21	5.3	15	0
Posluszny	3	25	8.3	19	0
Cyprien	1	48	48.0	48	0
T. Smith	1	26	26.0	26t	1
<b>Jaguars</b>	<b>9</b>	<b>120</b>	<b>13.3</b>	<b>48</b>	<b>1</b>
<b>Opponents</b>	<b>18</b>	<b>283</b>	<b>15.7</b>	<b>84</b>	<b>4</b>

<u>PUNTING</u>	<u>NO</u>	<u>YDS</u>	<u>AVG</u>	<u>NET</u>	<u>TB</u>	<u>IN</u>	<u>LG</u>	<u>B</u>
Anger	80	3700	46.3	39.5	4	26	63	0
<b>Jaguars</b>	<b>80</b>	<b>3700</b>	<b>46.3</b>	<b>39.5</b>	<b>4</b>	<b>26</b>	<b>63</b>	<b>0</b>
<b>Opponents</b>	<b>72</b>	<b>3158</b>	<b>43.9</b>	<b>36.9</b>	<b>7</b>	<b>23</b>	<b>63</b>	<b>1</b>

<u>PUNT RET.</u>	<u>NO</u>	<u>FC</u>	<u>YDS</u>	<u>AVG</u>	<u>LG</u>	<u>TD</u>
Greene	18	8	301	16.7	73t	1
Walters	8	7	30	3.8	14	0
Marshall	5	1	30	6.0	20	0
<b>Jaguars</b>	<b>31</b>	<b>16</b>	<b>361</b>	<b>11.6</b>	<b>73t</b>	<b>1</b>
<b>Opponents</b>	<b>45</b>	<b>22</b>	<b>462</b>	<b>10.3</b>	<b>58</b>	<b>0</b>

<u>KICKOFF RET.</u>	<u>NO</u>	<u>YDS</u>	<u>AVG</u>	<u>LG</u>	<u>TD</u>
Marshall	13	346	26.6	36	0
Grant	8	220	27.5	42	0
Walters	4	80	20.0	28	0
D. Robinson	2	54	27.0	31	0
Banyard	2	21	10.5	13	0
Jones	2	0	0.0	0	0
<b>Jaguars</b>	<b>31</b>	<b>721</b>	<b>23.3</b>	<b>42</b>	<b>0</b>
<b>Opponents</b>	<b>23</b>	<b>553</b>	<b>24.0</b>	<b>54</b>	<b>0</b>

**2-POINT CONVERSIONS:** Harbor  
**Jaguars: 1-5, Opponents: 2-3**

<u>FGs</u>	<u>1-19</u>	<u>20-29</u>	<u>30-39</u>	<u>40-49</u>	<u>50+</u>
J.Myers	0/0	9/10	8/8	6/8	3/4
<b>Team</b>	<b>0/0</b>	<b>9/10</b>	<b>8/8</b>	<b>6/8</b>	<b>3/4</b>
<b>Opponents</b>	<b>0/0</b>	<b>7/8</b>	<b>8/8</b>	<b>12/14</b>	<b>3/8</b>

**Myers:** (22), 44WR, (27, 58, 28), (40), (20, 32), 53WR, 48WL, (31), (45, 39, 35), (21, 45), 26B, (53), (31, 32, 20, 36), (22, 51, 27, 28), (46), (42), (43, 34)

**Opponents:** (43), 53WL, (47), 43B, (48, 41), 42WL, (46, 20, 46), (54, 32, 27), (35, 45, 47), (41), (31, 38, 26), 58WR, (47, 49), 53WL, (28), (25, 21, 32), (34, 33, 46), (37), 52WL, 28B, (29, 51), 50WL, (51)

**SACKS:** J. Odrick 5.5, A. Branch 4.0, A. Colvin 4.0, R. Miller 4.0, R. Davis 3.5, C. Clemons 3.0, T. Smith 2.5, T. Alualu 2.0, A. Jones 2.0, S. Brown 1.5, D. Skuta 1.5, P. Posluszny 1.0, M. Bennett 0.5, C. Smith 0.5, P. Thompson 0.5  
**Jaguars 36.0, Opponents 50.0**

**TACKLES (Solo-Assists-Total):** Posluszny (103-30-133), T. Smith (99-29-128), Cyprien (77-30-107), Colvin (60-13-73), House (49-11-60), Evans (36-16-52), Miller (22-18-40), Skuta (31-6-37), Brown (29-7-36), Odrick (23-6-29), Gratz (21-6-27), Alualu (18-8-26), Branch (18-6-24), McCray (17-4-21), Pullard (13-6-19), Armbrister (11-7-18), Jones (8-9-17), Clemons (13-1-14), Sample (8-5-13), C. Smith (8-2-10), Bennett (7-3-10), Marshall (6-4-10), Thompson (6-2-8), Davis (5-2-7), Tripp (5-2-7), Marks (4-2-6)

### USUAL STARTING LINEUP

#### OFFENSE

QB	Blake Bortles (16)
RB	T.J. Yeldon (12)
	Denard Robinson (3)
WR	Allen Robinson (16)
WR	Allen Hurns (15)
TE	Julius Thomas (10)
TE	Mercedes Lewis (16)
LT	Luke Joeckel (14)
LG	Zane Beadles (16)
C	Stefen Wisniewski (16)
RG	A.J. Cann (13)
	Brandon Linder (3)
RT	Jermey Parnell (15)

#### DEFENSE

LDE	Jared Odrick (16)
DT	Tyson Alualu (13)
DT	Roy Miller III (16)
LEO	Andre Branch (9)
	Chris Clemons (7)
WLB	Telvin Smith (14)
MLB	Paul Posluszny (14)
OTTO	Dan Skuta (8)
LCB	Davon House (15)
RCB	Aaron Colvin (15)
DB	Demetrius McCray (3)
FS	Josh Evans (11)
	Sergio Brown (4)
SS	Jonathan Cyprien (14)

<u>PASSING</u>	<u>ATT</u>	<u>CMP</u>	<u>PCT</u>	<u>YDS</u>	<u>YDS/ATT</u>	<u>TD</u>	<u>INT</u>	<u>LG</u>	<u>SK/YDS</u>	<u>RTG</u>
B.Bortles	606	355	58.6	4,428	7.3	35	18	90t	51/320	88.2
B.Walters	1	0	0.0	0	0.0	0	0	0	0/0	39.6
<b>Team</b>	<b>607</b>	<b>355</b>	<b>58.5</b>	<b>4,428</b>	<b>7.3</b>	<b>35</b>	<b>18</b>	<b>90t</b>	<b>51/320</b>	<b>88.1</b>
<b>Opponents</b>	<b>602</b>	<b>390</b>	<b>64.8</b>	<b>4,528</b>	<b>7.5</b>	<b>29</b>	<b>9</b>	<b>71t</b>	<b>36/237</b>	<b>97.2</b>



# SEASON RESULTS

## 2016 STATISTICS

**HEAD COACH: GUS BRADLEY (14 GAMES), DOUG MARRONE (2 GAMES)**

**RECORD: 3-13 (.188)**

**STANDINGS: 4TH, AFC SOUTH**

DATE	OPPONENT	RESULT	ATT.
Sept. 11	Green Bay	L, 23-27	63,179
Sept. 18	at San Diego	L, 14-28	52,165
Sept. 25	Baltimore	L, 17-19	60,127
Oct. 2	<b>Indianapolis*</b>	<b>W, 30-27</b>	<b>83,764</b>
Oct. 16	<b>at Chicago</b>	<b>W, 17-16</b>	<b>61,054</b>
Oct. 23	Oakland	L, 16-33	62,614
Oct. 27	at Tennessee	L, 22-36	61,619
Nov. 6	at Kansas City	L, 14-19	73,294
Nov. 13	Houston	L, 21-24	62,091
Nov. 20	at Detroit	L, 19-26	61,486
Nov. 27	at Buffalo	L, 21-28	67,486
Dec. 4	Denver	L, 10-20	63,075
Dec. 11	Minnesota	L, 16-25	62,701
Dec. 18	at Houston	L, 20-21	71,803
Dec. 24	<b>Tennessee</b>	<b>W, 38-17</b>	<b>59,621</b>
Jan. 1	at Indianapolis	L, 20-24	65,160

\* Wembley Stadium in London, U.K.

	JAGUARS	OPP.
<b>TOTAL FIRST DOWNS</b>	<b>321</b>	<b>305</b>
Rushing	75	93
Passing	207	174
Penalty	39	38
3rd Down: Made/Att	78/221	83/224
3rd Down Pct.	35.3%	37.1%
4th Down: Made/Att	7/16	6/13
4th Down Pct.	43.8%	46.2%
<b>POSSESSION AVG.</b>	<b>29:09</b>	<b>30:51</b>
<b>TOTAL NET YARDS</b>	<b>5,359</b>	<b>5,147</b>
Avg. Per Game	334.9	321.7
Total Plays	1,052	1,030
Avg. Per Play	5.1	5.0
<b>NET YARDS RUSHING</b>	<b>1,631</b>	<b>1,703</b>
Avg. Per Game	101.9	106.4
Total Rushes	392	446
<b>NET YARDS PASSING</b>	<b>3,728</b>	<b>3,444</b>
Avg. Per Game	233.0	215.3
Sacked/Yards Lost	34/197	33/183
Gross Yards	3,925	3,627
Attempts/Completions	626/369	551/345
Completion Pct.	58.9%	62.6%
Had Intercepted	16	7
<b>PUNTS/AVERAGE</b>	<b>77/46.6</b>	<b>82/46.0</b>
<b>NET PUNTING AVG.</b>	<b>77/39.5</b>	<b>82/42.6</b>
<b>PENALTIES/YARDS</b>	<b>129/1178</b>	<b>101/948</b>
<b>FUMBLES/BALL LOST</b>	<b>23/13</b>	<b>18/6</b>
<b>TOUCHDOWNS</b>	<b>34</b>	<b>41</b>
Rushing	8	17
Passing	24	20
Returns	2	4

BY PERIODS	1	2	3	4	OT	PTS
Jaguars	51	90	64	113	-	318
Opponents	57	134	99	110	-	400

SCORING	TD	RU	PA	RT	PAT	FG	S	TP
Myers	0	0	0	0	29/32	27/34	0	110
A. Robinson	6	0	6	0			0	38
Bortles	4	3	1	0			0	26
Lee	4	0	3	1			0	24
Thomas	4	0	4	0			0	24
Hurns	3	0	3	0			0	18
Ivory	3	3	0	0			0	18
Grant	2	1	1	0			0	12
Walters	2	0	2	0			0	12
Yeldon	2	1	1	0			0	12
Benn	1	0	1	0			0	6
Koyack	1	0	1	0			0	6
Lewis	1	0	1	0			0	6
Ramsey	1	0	0	1			0	6
<b>Jaguars</b>	<b>34</b>	<b>8</b>	<b>24</b>	<b>2</b>	<b>29/32</b>	<b>27/34</b>	<b>0</b>	<b>318</b>
<b>Opponents</b>	<b>41</b>	<b>17</b>	<b>20</b>	<b>4</b>	<b>36/40</b>	<b>38/41</b>	<b>1</b>	<b>400</b>

RUSHING	NO	YDS	AVG	LG	TD
Yeldon	130	465	3.6	16	1
Ivory	117	439	3.8	42	3
Bortles	58	359	6.2	27	3
Grant	32	164	5.1	57t	1
D. Robinson	41	144	3.5	9	0
Lee	6	35	5.8	11	0
Hill	2	11	5.5	7	0
Banyard	2	7	3.5	7	0
Richardson	2	7	3.5	6	0
Wynn	2	5	2.5	7	0
Walters	1	4	4.0	4	0
Henne	1	-2	-2.0	-2	0
<b>Jaguars</b>	<b>392</b>	<b>1,631</b>	<b>4.2</b>	<b>57t</b>	<b>8</b>
<b>Opponents</b>	<b>446</b>	<b>1,703</b>	<b>3.8</b>	<b>75t</b>	<b>17</b>

RECEIVING	NO	YDS	AVG	LG	TD
A. Robinson	73	883	12.1	42	6
Lee	63	851	13.5	51	3
Yeldon	50	312	6.2	17	1
Hurns	35	477	13.6	42t	3
Thomas	30	281	9.4	24	4
Walters	24	231	9.6	23	2
Ivory	20	186	9.3	37	0
Lewis	20	169	8.5	37	1
Koyack	19	161	8.5	17	1
Sterling	12	110	9.2	17	0
Benn	5	116	23.2	51t	1
Greene	5	32	6.4	9	0
Grant	4	35	8.8	15t	1
D. Robinson	3	22	7.3	11	0
Ellis	3	11	3.7	6	0
Bortles	1	20	20.0	20t	1
Wynn	1	19	19.0	19	0
Washington	1	9	9.9	9	0
<b>Jaguars</b>	<b>369</b>	<b>3,925</b>	<b>10.6</b>	<b>51t</b>	<b>24</b>
<b>Opponents</b>	<b>345</b>	<b>3,627</b>	<b>10.5</b>	<b>64t</b>	<b>20</b>

INTERCEPTIONS	NO	YDS	AVG	LG	TD
Ramsey	2	65	32.5	35	1
T. Smith	2	0	0.0	0	0
Gipson	1	30	30.0	30	0
Ngakoue	1	9	0.0	9	0
Posluszny	1	0	0.0	0	0
<b>Jaguars</b>	<b>7</b>	<b>104</b>	<b>14.9</b>	<b>35</b>	<b>1</b>
<b>Opponents</b>	<b>16</b>	<b>308</b>	<b>19.3</b>	<b>51t</b>	<b>3</b>

PUNTING	NO	YDS	AVG	NET	TB	IN	LG	B
Nortman	77	3,589	46.6	39.5	8	27	78	0
<b>Jaguars</b>	<b>77</b>	<b>3,589</b>	<b>46.6</b>	<b>39.5</b>	<b>8</b>	<b>27</b>	<b>78</b>	<b>0</b>
<b>Opponents</b>	<b>82</b>	<b>3,774</b>	<b>46.0</b>	<b>42.6</b>	<b>3</b>	<b>33</b>	<b>61</b>	<b>1</b>

PUNT RET.	NO	FC	YDS	AVG	LG	TD
Greene	21	5	131	6.2	42	0
Walters	17	16	86	5.1	14	0
Lee	2	3	3	1.5	3	0
<b>Jaguars</b>	<b>40</b>	<b>24</b>	<b>220</b>	<b>5.5</b>	<b>42</b>	<b>0</b>
<b>Opponents</b>	<b>31</b>	<b>19</b>	<b>389</b>	<b>12.5</b>	<b>57</b>	<b>1</b>

KICKOFF RET.	NO	YDS	AVG	LG	TD
Lee	18	545	30.3	100t	1
Grant	13	268	20.6	32	0
Benn	2	16	8.0	16	0
Walters	2	39	19.5	23	0
D. Robinson	1	13	13.0	13	0
C. Smith	1	0	0.0	0	0
<b>Jaguars</b>	<b>37</b>	<b>881</b>	<b>23.8</b>	<b>100t</b>	<b>1</b>
<b>Opponents</b>	<b>13</b>	<b>273</b>	<b>21.0</b>	<b>53</b>	<b>0</b>

2-POINT CONVERSIONS: Jaguars 2-2, Opponents 1-1

PASSING	ATT	CMP	PCT	YDS	YDS/ATT	TD	INT	LG	SK/YDS	RTG
Bortles	625	368	58.9	3,905	6.25	23	16	51t	34/197	78.8
Lee	1	1	100.0	20	20.0	1	0	20t	0/0	158.3
<b>Jaguars</b>	<b>626</b>	<b>369</b>	<b>58.9</b>	<b>3,925</b>	<b>6.27</b>	<b>24</b>	<b>16</b>	<b>51t</b>	<b>34/197</b>	<b>79.5</b>
<b>Opponents</b>	<b>551</b>	<b>345</b>	<b>62.6</b>	<b>3,627</b>	<b>6.58</b>	<b>20</b>	<b>7</b>	<b>64t</b>	<b>33/183</b>	<b>88.5</b>

FGs	1-19	20-29	30-39	40-49	50+
Myers	0/0	7/7	3/4	10/11	7/12
<b>Jaguars</b>	<b>0/0</b>	<b>7/7</b>	<b>3/4</b>	<b>10/11</b>	<b>7/12</b>
<b>Opponents</b>	<b>0/0</b>	<b>10/10</b>	<b>10/10</b>	<b>13/15</b>	<b>5/6</b>

**Myers:** (26G,39G,50G) (54N) (49G,52B) (22G,46G,49G) (30G) (23G,37G,44G) (1) (54N) (54G, 44G) (27G, 52G) (1) (47G) (45G,55G,24G,41N,61B) (26G,50G) (29G,48G,56G,50G) (47G,30N,54N,41G)

**Opponents:** (25G, 20G) (25G) (43G,42G,37G,53G) (53G,49G) (36G,24G,36G) (49N,50N,51N) (27G,43G) (1) (32G,41G) (43G,32G,40G,46G) (39G,45G,43G, 27G) (42G) (48N,45G)

**SACKS:** Ngakoue 8.0, Jackson 6.5, Fowler Jr. 4.0, Marks 3.5, Alualu 2.5, Postluszny 1.5, Colvin 1.0, Cyprien 1.0, Day 1.0, Odrick 1.0, C. Smith 1.0, T. Smith 1.0, Jack 0.5, Johnson 0.5

**Jaguars 33.0, Opponents 34.0**

**TACKLES (Solo-Assists-Total):** Postluszny (97-36-133), Cyprien (96-30-126), T. Smith (98-20-118), Ramsey (55-10-65), Amukamara (46-3-49), Gipson (34-7-41), Alualu (28-8-36), Jackson (28-5-33), Jones (26-6-32), Fowler (23-9-32), Ngakoue (20-3-23), Marks (18-4-22), Colvin (18-4-22), Jack (16-6-22), Skuta (15-3-18), House (13-3-16), Odrick (9-3-12), Miller (10-0-10), Johnson (5-4-9), Day (6-2-8), Gratz (5-0-5), Thompson (3-2-5), Pullard (3-2-5), C. Smith (4-0-4), Ash (1-3-4), Wilson (2-0-2)

### USUAL STARTING LINEUP

#### OFFENSE

QB	Blake Bortles (16)
RB	Yeldon (13)
WR	Allen Robinson (16)
WR	Allen Hurns (11)
	Marqise Lee (6)
TE	Mercedes Lewis (10)
	Ben Koyack (7)
	Julius Thomas (6)
LT	Kelvin Beachum (15)
LG	Patrick Omameh (7)
C	Brandon Linder (14)
RG	A.J. Cann (16)
RT	Jermey Parnell (16)

#### DEFENSE

DT	Abry Jones (9)
	Roy Miller III (6)
DT	Malik Jackson (16)
DE	Tyson Alualu (10)
	Jared Odrick (6)
LEO	Yannick Ngakoue (15)
WLB	Telvin Smith (16)
MLB	Paul Posluszny (16)
OTTO	Myles Jack (10)
LCB	Prince Amukamara (12)
RCB	Jalen Ramsey (16)
FS	Tashaun Gipson (16)
SS	Jonathan Cyprien (16)



# SEASON RESULTS

## 2017 STATISTICS

HEAD COACH: DOUG MARRONE

RECORD: 10-6 (.625)

STANDINGS: 1st, AFC SOUTH

DATE	OPPONENT	RESULT	ATT.
Sept. 10	at Houston	W, 29-7	71,710
Sept. 17	Tennessee	L, 16-37	61,709
Sept. 24	Baltimore*	W, 44-7	84,592
Oct. 1	at New York Jets	L, 20-23 (OT)	77,562
Oct. 8	at Pittsburgh	W, 30-9	66,237
Oct. 15	L.A. Rams	L, 17-27	56,232
Oct. 22	at Indianapolis	W, 27-0	63,104
Nov. 5	Cincinnati	W, 23-7	60,720
Nov. 12	L.A. Chargers	W, 20-17 (OT)	60,835
Nov. 19	at Cleveland	W, 19-7	57,003
Nov. 26	at Arizona	L, 24-27	63,891
Dec. 3	Indianapolis	W, 30-10	61,207
Dec. 10	Seattle	W, 30-24	64,431
Dec. 17	Houston	W, 45-7	64,701
Dec. 24	at San Francisco	L, 33-44	70,133
Dec. 31	at Tennessee	L, 10-15	65,501
Jan. 7	Buffalo	W, 10-7	69,442
Jan. 14	at Pittsburgh	W, 45-42	64,524
Jan. 21	at New England	L, 20-24	65,878

\* Wembley Stadium in London, U.K.

	JAGUARS	OPP.				
<b>TOTAL FIRST DOWNS</b>	332	257				
Rushing	101	91				
Passing	193	143				
Penalty	38	23				
3rd Down: Made/Att	85/227	74/220				
3rd Down Pct.	37.4%	33.6%				
4th Down: Made/Att	10/13	6/13				
4th Down Pct.	76.9%	46.2%				
Possession Avg.	31:47	28:13				
Total Net Yards	5855	4578				
Avg. Per Game	365.9	286.1				
Total Plays	1078	993				
Avg. Per Play	5.4	4.6				
<b>NET YARDS RUSHING</b>	2262	1860				
Avg. Per Game	141.4	116.3				
Total Rushes	527	429				
<b>NET YARDS PASSING</b>	3593	2718				
Avg. Per Game	224.6	169.9				
Sacked/Yards Lost	24/123	55/356				
Gross Yards	3716	3074				
Attempts/Completions	527/316	509/289				
Completion Pct.	60.0%	56.8%				
Had Intercepted	13	21				
<b>PUNTS/AVERAGE</b>	88/43.6	100/45.6				
<b>NET PUNTING AVG.</b>	38.9	40.7				
<b>PENALTIES/YARDS</b>	112/936	112/1,050				
<b>FUMBLES/BALL LOST</b>	24/10	25/12				
<b>TOUCHDOWNS</b>	47	29				
Rushing	18	9				
Passing	21	17				
Returns	8	3				
<b>BY PERIODS</b>						
Team	84	113	104	113	3	417
Opponents	43	68	81	73	3	268

SCORING	TD	RU	PA	RT	PAT	FG	S	TP
Lambo	0	0	0	0	22/24	19/20	0	79
Fournette	10	9	1	0			0	60
Myers	0	0	0	0	15/17	11/15	0	48
Lewis	5	0	5	0			1	32
Lee	3	0	3	0			1	20
Bohanon	3	2	1	0			0	18
Mickens	3	0	2	1			0	18
Cole	3	0	3	0			0	18
Hurns	2	0	2	0			0	12
Smith	2	0	0	2			0	12
Bortles	2	2	0	0			0	12
Ivory	2	1	1	0			0	12
Grant	2	2	0	0			0	12
Yeldon	2	2	0	0			0	12
<b>Team</b>	<b>47</b>	<b>18</b>	<b>21</b>	<b>8</b>	<b>37/41</b>	<b>30/35</b>	<b>3</b>	<b>417</b>
<b>Opponents</b>	<b>29</b>	<b>9</b>	<b>17</b>	<b>3</b>	<b>26/28</b>	<b>22/24</b>	<b>1</b>	<b>268</b>

RUSHING	NO	YDS	AVG	LG	TD
Fournette	268	1040	3.9	90t	9
Ivory	112	382	3.4	34	1
Bortles	57	322	5.6	28	2
Yeldon	49	253	5.2	58t	2
Grant	30	248	8.3	58	2
Lee	1	17	17.0	17	0
Bohanon	5	5	1.0	3	2
Henne	5	-5	-1.0	-1	0
<b>Jaguars</b>	<b>527</b>	<b>2262</b>	<b>4.3</b>	<b>90t</b>	<b>18</b>
<b>Opponents</b>	<b>429</b>	<b>1860</b>	<b>4.3</b>	<b>75t</b>	<b>9</b>

RECEIVING	NO	YDS	AVG	LG	TD
Lee	56	702	12.5	45	3
Cole	42	748	17.8	75t	3
Hurns	39	484	12.4	50	2
Fournette	36	302	8.4	28	1
Yeldon	30	224	7.5	20	0
Westbrook	27	339	12.6	29	1
Lewis	24	318	13.3	37	5
Ivory	21	175	8.3	29	1
O'Shaughnessy	14	149	10.6	29	1
Mickens	6	77	12.8	41	2
Bohanon	6	43	7.2	14	1
Koyack	5	38	7.6	21	0
Grant	3	41	13.7	28	0
Strong	3	38	12.7	19	1
Robinson	1	17	17.0	17	0
Benn	1	12	12.0	12	0
Pinkard	1	5	5.0	5	0
McCaffrey	1	4	4.0	4	0
<b>Jaguars</b>	<b>316</b>	<b>3716</b>	<b>11.8</b>	<b>75t</b>	<b>21</b>
<b>Opponents</b>	<b>289</b>	<b>3074</b>	<b>10.6</b>	<b>74t</b>	<b>17</b>

INTERCEPTIONS	NO	YDS	AVG	LG	TD
Bouye	6	70	11.7	51	0
Gipson	4	83	20.8	67	0
Church	4	51	12.8	51t	1
Ramsey	4	34	8.5	18	0
Smith	3	56	18.7	28t	1
<b>Jaguars</b>	<b>21</b>	<b>294</b>	<b>14.0</b>	<b>67</b>	<b>2</b>
<b>Opponents</b>	<b>13</b>	<b>181</b>	<b>13.9</b>	<b>50t</b>	<b>1</b>

PUNTING	NO	YDS	AVG	NET	TB	IN	LG	B
Nortman	87	3835	44.1	38.9	9	29	65	1
<b>Jaguars</b>	<b>87</b>	<b>3835</b>	<b>43.6</b>	<b>38.9</b>	<b>9</b>	<b>29</b>	<b>65</b>	<b>1</b>
<b>Opponents</b>	<b>100</b>	<b>4555</b>	<b>45.6</b>	<b>40.7</b>	<b>8</b>	<b>38</b>	<b>70</b>	<b>0</b>

PUNT RET.	NO	FC	YDS	AVG	LG	TD
Mickens	27	19	287	10.6	72	1
Lee	5	6	13	2.6	7	0
Westbrook	1	0	19	19.0	19	0
McCaffrey	1	4	0	0.0	0	0
Grant	0	0	6	0	6	0
Cole	0	1	0	0	0	0
<b>Jaguars</b>	<b>34</b>	<b>30</b>	<b>325</b>	<b>9.6</b>	<b>72</b>	<b>1</b>
<b>Opponents</b>	<b>30</b>	<b>25</b>	<b>228</b>	<b>7.6</b>	<b>46</b>	<b>0</b>

KICKOFF RET.	NO	YDS	AVG	LG	TD
Grant	19	473	24.9	68	0
Cole	2	26	13.0	14	0
Mickens	2	20	10.0	20	0
Myrick	1	18	18.0	18	0
Bohanon	1	14	14.0	14	0
<b>Jaguars</b>	<b>25</b>	<b>551</b>	<b>22.0</b>	<b>68</b>	<b>0</b>
<b>Opponents</b>	<b>40</b>	<b>817</b>	<b>20.4</b>	<b>103t</b>	<b>1</b>

2-POINT CONVERSIONS: Jaguars 3-6, Opponents 1-1

FGs	1-19	20-29	30-39	40-49	50+
Lambo	0/0	2/2	11/11	4/5	2/2
Myers	0/0	4/4	2/3	5/5	0/3
<b>Team</b>	<b>0/0</b>	<b>6/6</b>	<b>13/14</b>	<b>9/10</b>	<b>2/5</b>
<b>Opponents</b>	<b>0/0</b>	<b>9/9</b>	<b>4/5</b>	<b>6/7</b>	<b>3/3</b>

Myers: (42G, 25G, 39N, 38G) (43G) (23G, 45G, 29G) (30G, 52N, 22G) (30G) (47G) (54N, 41G, 54N)

Lambo: (42G, 33G), (32G, 56G, 25G), (34G, 30G), (38G, 41N, 39G), (43G), (30G, 23G, 39G), (38G, 51G, 32G), (38G), (45G), (41G)

Opponents: (), (40G, 41G, 26G), (), (45G, 45N, 26G, 41G), (29G, 34G, 20G), (56G, 29G), (), (50G), (34G, 42G, 48G, 57G), (27G), (38N, 28G), (1), (27G), (25G, 39G, 38G)

SACKS: Campbell 14.5, Ngakouie 12.0, Jackson 8.0, Fowler 8.0, Jack 2.0, Church 1.5, Ankou 1.5, McCray 1.5, Posluszny 1.5, Jones 1.0, Day 1.0, Dareus 1.0, Smith 1.0, Brown 0.5

Jaguars 55.0, Opponents 24.0

TACKLES (Solo-Assists-Total): Smith (76-26-102), Jack (66-24-90), Church (56-16-72), Campbell (47-20-67), Gipson (53-11-64), Ramsey (52-11-63), Posluszny (42-18-60), Bouye (53-3-56), Colvin (37-7-44), Jackson (30-9-39), Jones (24-7-31), Ngakouie (24-6-30), Dareus (19-2-21), Fowler (18-3-21), Smoot (11-4-15), Ankou (8-7-15), Brown (7-3-10)

### USUAL STARTING LINEUP

#### OFFENSE

- QB Blake Bortles (16)
- FB Tommy Bohanon (9)
- RB Leonard Fournette (13)
- WR Marqise Lee (14)
- WR Allen Hurns (8)
- WR Keelan Cole (6)
- WR Dede Westbrook (5)
- TE Mercedes Lewis (16)
- LT Cam Robinson (15)
- LG Patrick Omameh (13)
- C Brandon Linder (12)
- RG A.J. Cann (15)
- RT Jermeay Parnell (13)

#### DEFENSE

- DE Yannick Ngakouie (16)
- DT Abry Jones (15)
- DT Malik Jackson (16)
- DE Calais Campbell (16)
- WLB Telvin Smith (16)
- MLB Paul Posluszny (11)
- SLB Myles Jack (16)
- LCB Jalen Ramsey (16)
- FS Tashaun Gipson (16)
- SS Barry Church (16)
- RCB A.J. Bouye (16)

PASSING	ATT	CMP	PCT	YDS	YDS/ATT	TD	INT	LG	SK/YDS	RTG
Bortles	523	315	60.2	3687	7.05	21	13	75t	24/123	84.7
Henne	2	0	0.0	0	0.00	0	0	—	0/0	39.6
Nortman	1	1	100.0	29	29.00	0	0	29	0/0	118.8
<b>Jaguars</b>	<b>527</b>	<b>316</b>	<b>60.0</b>	<b>3716</b>	<b>7.05</b>	<b>21</b>	<b>13</b>	<b>75t</b>	<b>24/123</b>	<b>84.4</b>
<b>Opponents</b>	<b>509</b>	<b>289</b>	<b>56.8</b>	<b>3074</b>	<b>6.04</b>	<b>17</b>	<b>21</b>	<b>74t</b>	<b>55/356</b>	<b>68.5</b>



# SEASON RESULTS

## 2018 STATISTICS

HEAD COACH: DOUG MARRONE

RECORD: 5-11 (.313)

STANDINGS: 3RD, AFC SOUTH

DATE	OPPONENT	RESULT	ATT.
Sept. 9	at N.Y. Giants	W, 20-15	77,992
Sept. 16	New England	W, 31-20	68,527
Sept. 23	Tennessee	L, 6-9	64,015
Sept. 30	N.Y. Jets	W, 31-12	65,353
Oct. 7	at Kansas City	L, 14-30	75,289
Oct. 14	at Dallas	L, 7-40	90,767
Oct. 21	Houston	L, 7-20	66,534
Oct. 28	Philadelphia*	L, 18-24	85,870
Nov. 11	at Indianapolis	L, 26-29	57,473
Nov. 18	Pittsburgh	L, 16-20	67,683
Nov. 25	at Buffalo	L, 21-24	57,799
Dec. 2	Indianapolis	W, 6-0	67,030
Dec. 6	at Tennessee	L, 9-30	60,344
Dec. 16	Washington	L, 13-16	67,577
Dec. 23	at Miami	W, 17-7	65,798
Dec. 30	at Houston	L, 3-20	71,848

\* Wembley Stadium in London, U.K.

	JAGUARS	OPP.
<b>TOTAL FIRST DOWNS</b>	<b>277</b>	<b>288</b>
Rushing	92	89
Passing	164	162
Penalty	21	37
3rd Down: Made/Att	93/230	80/212
3rd Down Pct.	40.4%	37.7%
4th Down: Made/Att	8/17	3/12
4th Down Pct.	47.1%	25.0%
<b>POSSESSION AVG.</b>	<b>30:14</b>	<b>29:47</b>
<b>TOTAL NET YARDS</b>	<b>4832</b>	<b>4983</b>
Avg. Per Game	302.0	311.4
Total Plays	1005	970
Avg. Per Play	4.8	5.1
<b>NET YARDS RUSHING</b>	<b>1723</b>	<b>1870</b>
Avg. Per Game	107.7	116.9
Total Rushes	416	434
<b>NET YARDS PASSING</b>	<b>3109</b>	<b>3113</b>
Avg. Per Game	194.3	194.6
Sacked/Yards Lost	53/322	37/241
Gross Yards	3431	3354
Attempts/Completions	536/329	499/312
Completion Pct.	61.4%	62.5%
Had Intercepted	13	11
<b>PUNTS/AVERAGE</b>	<b>86/45.0</b>	<b>79/48.0</b>
<b>NET PUNTING AVG.</b>	<b>86/41.3</b>	<b>79/41.5</b>
<b>PENALTIES/YARDS</b>	<b>121/1112</b>	<b>92/735</b>
<b>FUMBLES/BALL LOST</b>	<b>26/16</b>	<b>15/6</b>
<b>TOUCHDOWNS</b>	<b>25</b>	<b>34</b>
Rushing	7	16
Passing	15	17
Returns	3	1

BY PERIODS	1	2	3	4	OT	PTS
Jaguars	42	81	60	62	0	245
Opponents	77	88	62	89	0	316

SCORING	TD	RU	PA	RT	PAT	FG	S	TP
Lambo	0	0	0	0	19/20	19/21	0	76
Fournette	6	5	1	0	0	0	0	36
Westbrook	6	0	5	1	0	0	0	36
Yeldon	5	1	4	0	0	0	0	30
Moncrief	3	0	3	0	0	0	0	18
Forbath	0	0	0	0	3/3	4/5	0	15
Bortles	1	1	0	0	0	0	0	6
Cole	1	0	1	0	0	0	0	6
Jack	1	0	0	1	0	0	0	6
Seferian-Jenkins	1	0	1	0	0	0	0	6
Smith	1	0	0	1	0	0	0	6
Dareus	0	0	0	0	0	0	1	2
Jacobs	0	0	0	0	0	0	1	2
Jaguars	25	7	15	3	22/23	23/26	2	245
Opponents	34	16	17	1	29/30	27/31	0	316

	PASSING	ATT	CMP	PCT	YDS	YDS/ATT	TD	INT	LG	SK/YDS	RTG
Bortles	403	243	63.0	2718	6.7	13	11	80t	31/173	79.8	
Kessler	131	85	64.9	709	5.4	2	2	35	22/149	77.4	
Cooke	1	1	100.0	4	4.0	0	0	4	0/0	83.3	
Westbrook	1	0	0.0	0	0.0	0	0	0	0/0	39.6	
Jaguars	536	329	61.4	3431	6.4	15	13	80t	53/322	79.1	
Opponents	499	312	62.5	3354	6.7	17	11	78t	37/241	84.4	

RUSHING	NO	YDS	AVG	LG	TD
Fournette	133	439	3.3	19	5
Yeldon	104	313	4.0	21	1
Bortles	58	365	6.3	41	1
Hyde	58	189	3.3	19	0
Kessler	19	123	6.5	21	0
Westbrook	9	98	10.9	43	0
Grant	13	40	3.1	8	0
Williams	8	36	4.5	15	0
Wilds	6	15	2.5	5	0
Charles	6	7	1.2	5	0
Bohanon	1	0	0.0	0	0
Paul	1	-3	-3.0	-3	0
Jaguars	416	1723	4.1	43	7
Opponents	434	1870	4.3	99t	16

RECEIVING	NO	YDS	AVG	LG	TD
Westbrook	66	717	10.9	61t	5
Yeldon	55	487	8.9	37	4
Moncrief	48	668	13.9	80t	3
Cole	38	491	12.9	35	1
O'Shaughnessy	24	214	8.9	17	0
Fournette	22	185	8.4	31	1
Chark	14	174	12.4	38	0
Seferian-Jenkins	11	90	8.2	21	1
Paul	10	98	9.8	22	0
Hyde	4	4	1.0	6	0
Grant	9	67	7.4	16	0
Bell	8	67	8.4	16	0
Grinnage	6	61	10.2	24	0
Greene	6	60	10.0	12	0
Bohanon	6	41	6.8	12	0
Charles	2	7	3.5	5	0
Jaguars	329	3431	10.4	80t	15
Opponents	312	3354	10.8	78t	17

INTERCEPTIONS	NO	YDS	AVG	LG	TD
Ramsey	3	0	0.0	0	0
Smith	2	33	16.5	33t	1
Jack	1	32	32.0	32t	1
Harrison	1	14	14.0	14	0
Church	1	11	11.0	11	0
Hayden	1	10	10.0	10	0
Bouye	1	9	9.0	9	0
Gipson	1	8	8.0	8	0
Jaguars	11	117	10.6	22t	2
Opponents	13	155	11.9	49	1

PUNTING	NO	YDS	AVG	NET	TB	IN	LG	B
Cooke	86	3872	45.0	41.3	7	37	72	0
Jaguars	86	3872	45.0	41.3	7	37	72	0
Opponents	79	3791	48.0	41.5	9	29	63	0

PUNT RET.	NO	FC	YDS	AVG	LG	TD
Westbrook	19	13	266	14.0	74t	1
Mickens	12	2	59	4.9	16	0
Greene	2	1	16	8.0	8	0
Meeks	1	0	1	1.0	1	0
Chark	0	0	-8	-	-8	0
Jaguars	34	16	334	9.8	74t	1
Opponents	37	18	184	5.0	30	0

KICKOFF RET.	NO	YDS	AVG	LG	TD
Chark	7	186	26.6	47	0
Mickens	6	149	24.8	31	0
Greene	5	105	21.0	31	0
Westbrook	3	37	12.3	16	0
Bell	1	9	9.0	9	0
Bohanon	1	25	25.0	25	0
Grant	1	6	6.0	6	0
Moncrief	1	7	7.0	7	0
Paul	1	8	8.0	8	0
Jaguars	31	721	23.3	42	0
Opponents	21	374	17.8	30	0

FGs	1-19	20-29	30-39	40-49	50+
Lambo	0/0	4/4	8/8	3/4	4/5
Forbath	0/0	2/2	1/1	1/1	0/1
Team	0/0	6/6	9/9	4/5	4/6
Opponents	0/0	8/8	10/10	7/9	2/4

Lambo: (39G,39G), (28G), (46G,38G), (32G,22G,54G), (0), (0), (50G,57G,33G,24G), (28G,52N,55G), (48G,38G,43G), (42N), (30G,37G), (0), (0), (0)

Forbath: (0), (0), (0), (0), (0), (0), (0), (0), (0), (0), (0), (0), (0), (0), (0), (0), (33G,41G), (56N,26G), (25G)

Opponents: (27G,31G,44G), (54N,29G,46G), (39G,48N,36G,28G), (27G,38G), (22G,42G,38G), (50G,46G,32G,55G), (44G,48G), (31G), (52N), (0), (22G), (0), (33G), (46G,33G,36G), (47N), (23G,24G)

SACKS: C. Campbell 10.5, Y. Ngakoue 9.5, M. Jackson 3.5, M. Jack 2.5, D. Fowler Jr. 2.0, T. Smith Sr. 1.0, D. Hayden 1.0, B. Church 1.0, M. Dareus 1.0, R. Harrison 1.0, A. Jones 1.0, T. Bryan 1.0, N. DeLuca 1.0, L. McCray 1.0

Jaguars 37.0, Opponents 52.0

TACKLES (Solo-Assists-Total): T. Smith Sr. (100-34-134), M. Jack (75-32-107), C. Campbell (53-19-72), J. Ramsey (62-3-65), A. Bouye (46-8-54), T. Gipson Sr. (44-10-54), D. Hayden (38-7-45), B. Church (32-6-38), M. Jackson (25-7-32), M. Dareus (23-9-32), R. Harrison (23-8-31), A. Jones (21-8-29), Y. Ngakoue (25-3-28), T. Bryan (13-7-20), L. Jacobs (12-5-17), J. Wilson (14-2-16), T. Patmon (12-2-14), D. Fowler Jr. (8-1-9), T. Herndon (6-1-7), N. DeLuca (5-2-7), Q. Meeks (4-0-4), D. Smoot (3-1-4), Ankou (2-2-4), L. Johnson (2-0-2), L. McCray (1-1-2)

### USUAL STARTING LINEUP

OFFENSE	
QB	Blake Bortles (12)
RB	Leonard Fournette (8)
	T.J. Yeldon (5)
WR	Donte Moncrief (14)
WR	Keelan Cole (8)
TE	James O'Shaughnessy (8)
FB	Tommy Bohanon (8)
LT	Ereck Flowers (7)
	Josh Wells (4)
LG	Andrew Norwell (11)
C	Brandon Linder (9)
	Tyler Shatley (7)
RG	A.J. Cann (15)
RT	Jermey Parnell (13)

DEFENSE	
DE	Yannick Ngakoue (16)
NT	Marcell Dareus (10)
	Abry Jones (6)
DT	Malik Jackson (10)
DE	Calais Campbell (16)
WLB	Telvin Smith Sr. (16)
MLB	Myles Jack (16)
CB	D.J. Hayden (5)
LCB	Jalen Ramsey (16)
RCB	A.J. Bouye (13)
FS	Tashaun Gipson Sr. (16)
SS	Barry Church (11)



# SEASON RESULTS

## 2019 STATISTICS

HEAD COACH: DOUG MARRONE

RECORD: 6-10 (.375)

STANDINGS: 4TH, AFC SOUTH

DATE	OPPONENT	RESULT	ATT.
Sept. 8	Kansas City	L, 40-26	60,157
Sept. 15 at	Houston	L, 13-12	71,651
Sept. 19	Tennessee	W, 20-7	58,613
Sept. 29 at	Denver	W, 26-24	76,219
Oct. 6 at	Carolina	L, 34-27	72,762
Oct. 13	New Orleans	L, 13-6	64,341
Oct. 20 at	Cincinnati	W, 27-17	42,784
Oct. 27	New York Jets	W, 29-15	57,833
Nov. 3	Houston*	L, 26-3	84,771
Nov. 17 at	Indianapolis	L, 33-13	61,986
Nov. 24 at	Tennessee	L, 42-20	60,926
Dec. 1	Tampa Bay	L, 28-11	62,633
Dec. 8	LAC	L, 45-10	57,866
Dec. 15 at	Oakland	W, 20-16	52,788
Dec. 22 at	Atlanta	L, 24-12	70,873
Dec. 29	Indianapolis	W, 38-20	58,472

\* Wembley Stadium in London, U.K.

	JAGUARS	OPP.
<b>TOTAL FIRST DOWNS</b>	<b>298</b>	<b>340</b>
Rushing	85	114
Passing	183	193
Penalty	30	33
3rd Down: Made/Att	76/220	79/190
3rd Down Pct.	34.5%	41.6%
4th Down: Made/Att	12/25	5/11
4th Down Pct.	48.0%	45.5%
<b>POSSESSION AVG.</b>	<b>30:29</b>	<b>29:31</b>
<b>TOTAL NET YARDS</b>	<b>5468</b>	<b>6007</b>
Avg. Per Game	341.8	375.4
Total Plays	1020	999
Avg. Per Play	5.4	6.0
<b>NET YARDS RUSHING</b>	<b>1708</b>	<b>2229</b>
Avg. Per Game	106.8	139.3
Total Rushes	389	435
<b>NET YARDS PASSING</b>	<b>3760</b>	<b>3778</b>
Avg. Per Game	235.0	236.1
Sacked/Yards Lost	42/263	47/310
Gross Yards	4023	4088
Attempts/Completions	589/364	517/327
Completion Pct.	61.8%	63.2%
Had Intercepted	8	10
<b>PUNTS/AVERAGE</b>	<b>75/46.8</b>	<b>69/45.5</b>
<b>NET PUNTING AVG.</b>	<b>44.5</b>	<b>42.1</b>
<b>PENALTIES/YARDS</b>	<b>132/1165</b>	<b>102/883</b>
<b>FUMBLES/BALL LOST</b>	<b>21/12</b>	<b>21/9</b>
<b>TOUCHDOWNS</b>	<b>29</b>	<b>47</b>
Rushing	3	23
Passing	24	22
Returns	2	2

BY PERIODS	1	2	3	4	OT	PTS
Jaguars	60	59	65	116	0	300
Opponents	117	95	86	99	0	397

SCORING	TD	RU	PA	RT	PAT	FG	2PT	TP
Lambo	0	0	0	0	19/20	33/34	0	118
Chark	8	0	8	0	0/0	0/0	1	50
Conley	5	0	5	0	0/0	0/0	1	32
Westbrook	3	0	3	0	0/0	0/0	2	22
Fournette	3	3	0	0	0/0	0/0	0	18
Cole	3	0	3	0	0/0	0/0	0	18
Armstead	2	0	2	0	0/0	0/0	0	12
O'Shaughnessy	2	0	2	0	0/0	0/0	0	12
Campbell	1	0	0	1	0/0	0/0	0	6
O'Leary	1	0	1	0	0/0	0/0	0	6
Ngakoue	1	0	0	1	0/0	0/0	0	6
<b>Jaguars</b>	<b>29</b>	<b>3</b>	<b>24</b>	<b>2</b>	<b>19/20</b>	<b>33/34</b>	<b>4</b>	<b>300</b>
<b>Opponents</b>	<b>47</b>	<b>23</b>	<b>22</b>	<b>2</b>	<b>43/45</b>	<b>22/27</b>	<b>2</b>	<b>397</b>

RUSHING	NO	YDS	AVG	LG	TD
Fournette	265	1,152	3.3	19	5
Minshew	67	344	4.0	21	1
Armstead	35	108	6.3	41	1
Ozigbo	9	27	3.3	19	0
Westbrook	5	27	6.5	21	0
Foles	4	23	10.9	43	0
Chark Jr.	2	20	3.1	8	0
Cole	1	6	4.5	15	0
Lee	1	1	2.5	5	0
<b>Jaguars</b>	<b>389</b>	<b>1708</b>	<b>4.4</b>	<b>81</b>	<b>3</b>
<b>Opponents</b>	<b>435</b>	<b>1870</b>	<b>4.3</b>	<b>84t</b>	<b>23</b>

RECEIVING	NO	YDS	AVG	LG	TD
Fournette	76	522	6.9	27	0
Chark Jr.	73	1,008	13.8	69	8
Westbrook	66	660	10.0	39	3
Conley	47	775	16.5	70t	5
Cole	24	361	15.0	55	3
O'Shaughnessy	14	153	10.9	35	2
Armstead	14	144	10.3	31	2
Swaim	13	65	5.0	9	0
DeValve	12	140	11.7	20	0
O'Leary	9	72	8.0	15	1
Ozigbo	3	23	7.3	12	0
Lee	3	18	6.0	8	0
Oliver	3	15	5.0	6	0
Board	2	31	15.5	23	0
Walker	2	15	7.5	9	0
Koyack	1	9	9.0	9	0
Davis	1	7	7.0	7	0
Jones	1	5	5.0	5	0
<b>Jaguars</b>	<b>364</b>	<b>4023</b>	<b>11.1</b>	<b>70t</b>	<b>24</b>
<b>Opponents</b>	<b>327</b>	<b>4088</b>	<b>12.5</b>	<b>84t</b>	<b>22</b>

INTERCEPTIONS	NO	YDS	AVG	LG	TD
Herndon	3	0	0.0	0	0
Harrison	2	66	33.0	35	0
Wilson	2	4	2.0	4	0
Bouye	1	25	25.0	25	0
Ngakoue	1	23	23.0	23t	1
Jack	1	14	14.0	14	0
<b>Jaguars</b>	<b>10</b>	<b>132</b>	<b>13.2</b>	<b>35</b>	<b>1</b>
<b>Opponents</b>	<b>8</b>	<b>52</b>	<b>6.5</b>	<b>37</b>	<b>0</b>

PUNTING	NO	YDS	AVG	NET	TB	IN	LG	B
Cooke	75	3507	46.8	44.5	2	25	66	0
<b>Jaguars</b>	<b>75</b>	<b>3507</b>	<b>46.8</b>	<b>44.5</b>	<b>2</b>	<b>25</b>	<b>66</b>	<b>0</b>
<b>Opponents</b>	<b>69</b>	<b>3141</b>	<b>45.5</b>	<b>42.1</b>	<b>4</b>	<b>33</b>	<b>63</b>	<b>0</b>

PUNT RET.	NO	FC	YDS	AVG	LG	TD
Westbrook	23	18	132	5.7	43	0
Ervin	5	0	9	1.8	6	0
Walker	3	0	13	4.3	7	0
<b>Jaguars</b>	<b>31</b>	<b>18</b>	<b>154</b>	<b>5.0</b>	<b>43</b>	<b>0</b>
<b>Opponents</b>	<b>24</b>	<b>26</b>	<b>127</b>	<b>5.3</b>	<b>21</b>	<b>0</b>

KICKOFF RET.	NO	YDS	AVG	LG	TD
Walker	18	411	22.8	35	0
Ervin	5	107	21.4	25	0
Cole	3	110	36.7	59	0
Westbrook	3	37	12.3	16	0
<b>Jaguars</b>	<b>26</b>	<b>628</b>	<b>24.2</b>	<b>59</b>	<b>0</b>
<b>Opponents</b>	<b>32</b>	<b>690</b>	<b>21.6</b>	<b>61</b>	<b>0</b>

FGs	1-19	20-29	30-39	40-49	50+
Lambo	0/0	12/12	9/9	8/9	4/5
<b>Team</b>	<b>0/0</b>	<b>12/12</b>	<b>9/9</b>	<b>8/9</b>	<b>4/5</b>
<b>Opponents</b>	<b>0/0</b>	<b>8/8</b>	<b>8/8</b>	<b>4/7</b>	<b>2/4</b>

Lambo: (37G, 23G), (40G, 32G), (40G, 48G), (25G, 40G, 34G, 33G), (35G, 38G), (22G, 32G), (21G, 29G, 37G, 26G), (29G, 43G, 24G), (30G), (46N), (49G, 50G), (53G), (26G), (28G, 43G), (40G, 27G), (20G, 53G, 56G)

Opponents: (28G, 25G, 46G, 35G), (39G, 22G), (1), (33G), (56N, 46N), (47G, 21G), (38G), (1), (52G, 58N, 42G), (34N), (1), (25G, 37G), (40G), (33G, 34G, 27G, 45N), (42N, 23G), (20G, 50G)

SACKS: J. Hines-Allen 10.5, Y. Ngakoue 8.0, C. Campbell 6.5, D. Smoot 6.0, A. Jones 2.0, D. Hayden 2.0, L. Jacobs 2.0, T. Bryan 2.0, R. Harrison 2.0, A. Wingard 1.0, N. Goode 1.0, D. Payne 1.0, A. Calitro 1.0, M. Jack 0.5, M. Dareus 0.5

Jaguars 46.0, Opponents 42.0

TACKLES (Solo-Assists-Total): J. Wilson (52-21-73), R. Harrison (43-27-70), M. Jack (42-24-66), A. Bouye (50-15-65), D. Payne (35-25-60), C. Campbell (37-19-56), T. Herndon (41-13-54), Q. Williams (30-18-48), J. Hines-Allen (31-13-44), Y. Ngakoue (36-5-41), D. Hayden (32-9-41), A. Calitro (28-10-38), L. Jacobs (26-10, 36), T. Bryan (18-15-33), A. Jones (15-16-31), N. Goode (20-4-24), A. Wingard (14-5-19), D. Smoot (12-5-17), J. Ramsey (13-4-17), M. Dareus (8-5-13), A. Spence (8-3-11), B. Borders (6-1-7), C. Davis (2-3-5), D. Alexander (3-2-5), L. McCray (3-1-4), D. Russell (3-1-4), P. Nickerson (2-1-3), M. Gilchrist (2-0-2), C. Davis (1-0-1), B. Watson (1-0-1)

### USUAL STARTING LINEUP

#### OFFENSE

QB	Gardner Minshew (12)
RB	Leonard Fournette (15)
WR	DJ Chark Jr. (14)
WR	Chris Conley (14)
TE	Seth DeValve (6)
WR	Dede Westbrook (11)
LT	Cam Robinson (14)
LG	Andrew Norwell (16)
C	Brandon Linder (16)
RG	A.J. Cann (16)
RT	Jawaan Taylor (16)

#### DEFENSE

DE	Yannick Ngakoue (15)
NT	Abry Jones (15)
DT	Taven Bryan (8)
DE	Calais Campbell (16)
WLB	Quincy Williams (8)
MLB	Myles Jack (11)
CB	D.J. Hayden (8)
LCB	Tre Herndon (14)
RCB	A.J. Bouye (14)
FS	Jarrod Wilson (16)
SS	Ronnie Harrison (14)

PASSING	ATT	CMP	PCT	YDS	YDS/ATT	TD	INT	LG	SK/YDS	RTG
G. Minshew	470	285	3271	60.6%	7.0	21	6	70t	33/ 184	91.2
N. Foles	117	77	736	65.8%	6.3	3	2	39	8/ 60	84.6
L. Cooke	2	2	16	100.0%	8.0	0	0	9	1/ 19	100.0
<b>Jaguars</b>	<b>589</b>	<b>364</b>	<b>4023</b>	<b>61.8%</b>	<b>6.8</b>	<b>24</b>	<b>8</b>	<b>70t</b>	<b>42/ 263</b>	<b>90.0</b>
<b>Opponents</b>	<b>517</b>	<b>327</b>	<b>4088</b>	<b>63.2%</b>	<b>7.9</b>	<b>22</b>	<b>10</b>	<b>84t</b>	<b>47/ 310</b>	<b>93.8</b>



# SEASON RESULTS

## 2020 STATISTICS

**HEAD COACH: DOUG MARRONE**

**RECORD: 1-15 (.063)**

**STANDINGS: 4TH, AFC SOUTH**

DATE	OPPONENT	RESULT	ATT.	RUSHING	NO	YDS	AVG	LG	TD	FGs	1-19	20-29	30-39	40-49	50+
Sept. 13	Indianapolis	W, 27-20	14,100	Robinson	240	1070	4.5	47	7	Rosas	0/0	3/3	2/2	0/1	3/5
Sept. 20	at Tennessee	L, 30-33	0	Minshew	29	153	5.3	16	1	McLaughlin	0/0	1/1	1/1	1/1	1/2
Sept. 24	Miami	L, 13-31	16,563	Ogunbowale	32	145	4.5	25	0	Lambo	0/0	0/0	2/2	1/1	2/2
Oct. 4	at Cincinnati	L, 25-33	6,243	Shenault	18	91	5.1	17	0	Brown	0/0	0/0	1/2	0/0	0/0
Oct. 6	at Houston	L, 14-30	12,413	Thompson	7	20	2.9	5	0	Hauschka	0/0	0/1	0/0	0/1	0/0
Oct. 18	Detroit	L, 16-34	14,513	Glennon	6	17	2.8	4	0	<b>Team</b>	<b>0/0</b>	<b>4/5</b>	<b>6/7</b>	<b>2/4</b>	<b>6/9</b>
Oct. 25	at Los Angeles	L, 39-29	0	Luton	1	13	13.0	13t	1	<b>Opponents</b>	<b>0/0</b>	<b>6/6</b>	<b>11/12</b>	<b>11/14</b>	<b>3/7</b>
Nov. 8	Houston	L, 25-27	15,668	Reynolds	1	4	4.0	4	0	<b>Lambo: (50G, 46G), (35G), (40G, 48G), (59G, 30G)</b>					
Nov. 15	at Green Bay	L, 20-24	0	Godwin	1	3	3.0	3	0	<b>Rosas: (50G, 32G, 30G, 20G, 48N), (54G, 24G, 54N), (53G, 53N), (26G)</b>					
Nov. 22	Pittsburgh	L, 3-27	17,244	Cole	1	2	2.0	2	0	<b>Hauschka: (49N, 24N)</b>					
Nov. 29	Cleveland	L, 25-27	15,926	Ozigbo	1	1	1.0	1	0	<b>Brown: (31G, 32N)</b>					
Dec. 6	at Minnesota	L, 24-27	0	<b>Jaguars</b>	<b>337</b>	<b>1519</b>	<b>4.5</b>	<b>47</b>	<b>9</b>	<b>McLaughlin: (52G, 31G), (41G), (22G, 62N)</b>					
Dec. 8	Tennessee	L, 10-31	15,896	<b>Opponents</b>	<b>517</b>	<b>2452</b>	<b>4.7</b>	<b>56</b>	<b>23</b>	<b>Opponents: (38G, 25G, 30N), (51G, 49G), (30G), (46G, 40G, 35G, 30G), (46G, 36G, 33G), (41G, 31G, 57N), (35G, 35G, 48N), (54G, 30G), (39G), (47G, 44G, 45N), (24G, 45G), (48G, 23G, 51N), (53G), (46G, 57N), (20G, 40G), (24G, 22G, 56N, 49N)</b>					
Dec. 15	at Baltimore	L, 14-40	0	<b>RECEIVING</b>	<b>NO</b>	<b>YDS</b>	<b>AVG</b>	<b>LG</b>	<b>TD</b>	<b>SACKS: D. Smoot 5.5, J. Schoebert 2.5, J. Hines-Allen 2.5, D. Hamilton 1.0, D. Ekuale 1.0, T. Herndon 1.0, K. Chaisson 1.0, J. Giles-Harris 1.0, M. Jack 1.0, A. Lynch 1.0, T. Bryan 0.5</b>					
Dec. 22	Chicago	L, 17-41	17,445	Shenault Jr.	58	600	10.3	36	5	<b>Jaguars 18.0, Opponents 43.0</b>					
Dec. 29	at Indianapolis	L, 14-28	9,976	Cole	55	642	11.7	51	5	<b>TACKLES (Solo-Assists-Total): J. Schoebert (84-57-141), M. Jack (72-46-118), J. Jones (59-24-83), T. Herndon (64-12-76), J. Wilson (45-24-69), A. Wingard (30-12-42), C. Claybrooks (32-6-38), A. Gotsis (18-19-37), C. Henderson (27-9-36), D. Costin (12-20-32), D. Hamilton (14-16-30), D. Smoot (21-4-25), S. Jones (20-5-25), G. Mabin (20-1-21), K. Chaisson (12-7-19), B. Rusnak (12-7-19), D. Hayden (15-3-18), T. Bryan (10-8-18), J. Giles-Harris (8-10-18), D. Thomas (13-2-15)</b>					

TOTAL FIRST DOWNS	JAGUARS	OPP.
Rushing	310	394
Passing	80	140
Penalty	205	210
3rd Down: Made/Att	25	44
3rd Down Pct.	84/207	86/198
4th Down: Made/Att	40.6%	43.4%
4th Down Pct.	7/26	12/18
POSSESSION AVG.	26.9%	66.7%
TOTAL NET YARDS	27.37	32.23

TOTAL NET YARDS	JAGUARS	OPP.
Avg. Per Game	5218	6683
Total Plays	326.1	417.7
Avg. Per Play	997	1068
NET YARDS RUSHING	5.2	6.3
Avg. Per Game	1519	2452
Total Rushes	94.9	153.3
NET YARDS PASSING	337	517
Avg. Per Game	3699	4231
Sacked/Yards Lost	231.2	264.4
Gross Yards	44/256	18/91
Attempts/Completions	3955	4322
Completion Pct.	616/387	533/370
Had Intercepted	62.8%	69.4%
PUNTS/AVERAGE	16	12
NET PUNTING AVG.	65/46.9	49/42.7
PENALTIES/YARDS	42.4	35.6
FUMBLES/BALL LOST	107/1071	78/710
TOUCHDOWNS	16/19	17/5

BY PERIODS	1	2	3	4	OT	PTS
Jaguars	45	94	76	91	0	306
Opponents	104	164	125	96	3	492

SCORING	TD	RU	PA	RT	PAT	FG	2PT	TP
Robinson	10	7	3	0	0/0	0/0	1	62
Cole	6	0	5	1	0/0	0/0	0	36
Rosas	0	0	0	0	9/9	8/11	0	33
Chark	5	0	5	0	0/0	0/0	0	30
Shenault	5	0	5	0	0/0	0/0	0	30
Lambo	0	0	0	0	8/10	5/5	0	23
McLaughlin	2	0	0	0	3/4	4/5	0	15
Johnson	2	0	2	0	0/0	0/0	1	14
Eifert	2	0	2	0	0/0	0/0	0	12
Conley	2	0	2	0	0/0	0/0	0	12
Thompson	1	0	1	0	0/0	0/0	0	6
<b>Jaguars</b>	<b>37</b>	<b>9</b>	<b>25</b>	<b>3</b>	<b>24/28</b>	<b>18/25</b>	<b>3</b>	<b>306</b>
<b>Opponents</b>	<b>57</b>	<b>23</b>	<b>34</b>	<b>0</b>	<b>51/55</b>	<b>31/39</b>	<b>1</b>	<b>492</b>

PASSING	ATT	CMP	PCT	YDS	YDS/ATT	TD	INT	LG	SK/YDS	RTG
G. Minshew	470	285	3271	60.6%	7.0	21	6	70t	33/184	91.2
N. Foles	117	77	736	65.8%	6.3	3	2	39	8/60	84.6
L. Cooke	2	2	16	100.0%	8.0	0	0	9	1/19	100.0
<b>Jaguars</b>	<b>589</b>	<b>364</b>	<b>4023</b>	<b>61.8%</b>	<b>6.8</b>	<b>24</b>	<b>8</b>	<b>70t</b>	<b>42/263</b>	<b>90.0</b>
<b>Opponents</b>	<b>517</b>	<b>327</b>	<b>4088</b>	<b>63.2%</b>	<b>7.9</b>	<b>22</b>	<b>10</b>	<b>84t</b>	<b>47/310</b>	<b>93.8</b>

INTERCEPTIONS	NO	YDS	AVG	LG	TD
Schoebert	3	45	15.0	43t	1
Wingard	2	31	15.5	19	0
S. Jones	2	1	0.5	1	0
Thomas	1	53	53.0	53	0
Wilson	1	48	48.0	48	0
Henderson	1	22	22.0	22	0
Jack	1	0	0.0	0	0
J. Jones	1	0	0.0	0	0
<b>Jaguars</b>	<b>12</b>	<b>200</b>	<b>16.7</b>	<b>53</b>	<b>1</b>
<b>Opponents</b>	<b>16</b>	<b>144</b>	<b>9.0</b>	<b>44</b>	<b>0</b>

PUNTING	NO	YDS	AVG	NET	TB	IN	LG	B
Cooke	56	2669	47.7	43.2	5	19	67	0
Colquitt	6	272	45.3	41.2	0	2	53	0
Rosas	3	110	36.7	29.0	0	0	44	0
<b>Jaguars</b>	<b>65</b>	<b>3051</b>	<b>46.9</b>	<b>42.4</b>	<b>5</b>	<b>21</b>	<b>67</b>	<b>0</b>
<b>Opponents</b>	<b>69</b>	<b>3141</b>	<b>45.5</b>	<b>42.1</b>	<b>4</b>	<b>19</b>	<b>61</b>	<b>1</b>

PUNT RET.	NO	FC	YDS	AVG	LG	TD
Cole	9	8	140	15.6	91t	1
Westbrook	4	1	44	11.0	13	0
Claybrooks	3	3	12	4.0	13	0
Quinn	1	0	6	6.0	6	0
Rusnak	1	0	3	3.0	3	0
<b>Jaguars</b>	<b>18</b>	<b>12</b>	<b>205</b>	<b>11.4</b>	<b>91t</b>	<b>1</b>
<b>Opponents</b>	<b>26</b>	<b>14</b>	<b>196</b>	<b>7.5</b>	<b>20</b>	<b>0</b>

KICKOFF RET.	NO	YDS	AVG	LG	TD
Claybrooks	13	289	22.2	39	0
Cottrell	7	123	17.6	30	0
Westbrook	4	89	22.3	26	0
Cole	3	80	26.7	40	0
Godwin	2	20	10.0	15	0
Miller	1	7	7.0	7	0
<b>Jaguars</b>	<b>30</b>	<b>608</b>	<b>20.5</b>	<b>40</b>	<b>0</b>
<b>Opponents</b>	<b>25</b>	<b>469</b>	<b>18.8</b>	<b>43</b>	<b>0</b>

### USUAL STARTING LINEUP

OFFENSE
QB Gardner Minshew II (8)
RB James Robinson (14)
WR DJ Chark Jr. (12)
WR Laviska Shenault Jr. (14)
TE James O'Shaughnessy (13)
WR Keelan Cole Sr. (5)
LT Cam Robinson (16)
LG Andrew Norwell (13)
C Brandon Linder (10)
RG A.J. Cann (15)
RT Jawaan Taylor (16)

DEFENSE
DE Josh Hines-Allen (7)
NT Abry Jones (5)
DT Taven Bryan (8)
DE Adam Gotsis (13)
WLB Myles Jack (14)
MLB Joe Schobert (16)
SLB Kamalei Correa (6)
LCB CJ Henderson (8)
RCB Sidney Jones IV (6)
FS Jarrod Wilson (12)
SS Josh Jones (13)



# SEASON RESULTS

## 2021 STATISTICS

**HEAD COACH: URBAN MEYER**

**RECORD: 3-14 (.176)**

**STANDINGS: 4TH, AFC SOUTH**

DATE	OPPONENT	RESULT	ATT.
Sept. 12	at Houston	L, 37-21	68,105
Sept. 19	Denver	L, 23-13	58,461
Sept. 26	Arizona	L, 31-19	58,012
Sept. 30	at Cincinnati	L, 24-21	63,198
Oct. 10	Tennessee	L, 37-19	58,282
Oct. 17	Miami*	W, 23-20	60,784
Oct. 31	at Seattle	L, 31-7	67,243
Nov. 7	Buffalo	W, 9-6	<b>63,110</b>
Nov. 14	at Indianapolis	L, 23-17	60,622
Nov. 21	San Francisco	L, 30-10	60,268
Nov. 28	Atlanta	L, 21-14	60,031
Dec. 5	at L.A. Rams	L, 37-7	70,801
Dec. 12	at Tennessee	L, 20-0	67,808
Dec. 19	Houston	L, 30-16	60,252
Dec. 26	at New York Jets	L, 26-21	67,120
Jan. 2	at New England	L, 50-10	65,878
Jan. 9	Indianapolis	W, 26-11	<b>60,516</b>

\* Tottenham Stadium in London, U.K.

	JAGUARS	OPP.
<b>TOTAL FIRST DOWNS</b>	<b>304</b>	<b>351</b>
Rushing	92	124
Passing	178	198
Penalty	34	29
3rd Down: Made/Att	76/212	95/221
3rd Down Pct.	36%	43%
4th Down: Made/Att	18/31	14/21
4th Down Pct.	58.0%	67%
<b>POSSESSION AVG.</b>	<b>29:29</b>	<b>34:43</b>
<b>TOTAL NET YARDS</b>	<b>5191</b>	<b>6002</b>
Avg. Per Game	305.4	353.1
Total Plays	1028	1068
Avg. Per Play	5.0	5.6
<b>NET YARDS RUSHING</b>	<b>1755</b>	<b>2127</b>
Avg. Per Game	103.2	125.1
Total Rushes	392	493
<b>NET YARDS PASSING</b>	<b>3436</b>	<b>3875</b>
Avg. Per Game	216.1	241.8
Sacked/Yards Lost	32/238	32/236
Gross Yards	3674	4111
Attempts/Completions	604/361	543/377
Completion Pct.	60%	69%
Had Intercepted	17	7
<b>PUNTS/AVERAGE</b>	<b>72/46.3</b>	<b>64/45.0</b>
<b>NET PUNTING AVG.</b>	<b>43.0</b>	<b>40.3</b>
<b>PENALTIES/YARDS</b>	<b>104/856</b>	<b>104/879</b>
<b>FUMBLES/BALL LOST</b>	<b>29/12</b>	<b>9/2</b>
<b>TOUCHDOWNS</b>	<b>28</b>	<b>52</b>
Rushing	13	22
Passing	12	24
Returns	1	3

BY PERIODS	1	2	3	4	OT	PTS
Jaguars	48	82	44	79	0	253
Opponents	119	129	116	93	0	457

SCORING	TD	RU	PA	RT	PAT	FG	2PT	TP
Wright	0	0	0	0	13/15	21/24	0	76
Robinson	8	8	1	0	0/0	0/0	0	48
Jones Jr.	4	0	4	0	0/0	0/0	0	24
Agnew	4	1	1	0	0/0	0/0	0	24
Lawrence	2	2	0	0	0/0	0/0	0	12
Chark	2	0	2	0	0/0	0/0	0	12
Richardson Jr.	1	0	0	0	0/0	0/0	0	6
Austin	1	0	1	0	0/0	0/0	0	6
Treadwell	1	0	1	0	0/0	0/0	0	6
Hollister	1	0	1	0	0/0	0/0	0	6
Manhertz	1	0	0	0	0/0	0/0	0	6
Hyde	1	1	0	0	0/0	0/0	0	6
Lambo	0	0	0	7	0/3	5/7	0	5
O'Shaughnessy	0	0	0	0	0/0	0/0	1	2
Arnold	0	0	0	0	0/0	0/0	1	2
<b>Jaguars</b>	<b>28</b>	<b>13</b>	<b>12</b>	<b>22</b>	<b>18/22</b>	<b>21/27</b>	<b>2</b>	<b>253</b>
<b>Opponents</b>	<b>52</b>	<b>22</b>	<b>24</b>	<b>50</b>	<b>41/47</b>	<b>32/36</b>	<b>1</b>	<b>457</b>

RUSHING	NO	YDS	AVG	LG	TD
Robinson	164	767	4.7	58	8
Lawrence	73	334	4.6	26	2
Hyde	72	253	3.5	18	1
Ogunbowale	43	137	3.2	12	1
Agnew	7	111	15.9	66	1
Armstead	15	80	5.3	26	0
Shenault Jr.	11	41	3.7	11	0
Austin	3	21	7.0	8	0
Sargent	3	7	2.3	3	0
Cottrell	1	3	3.0	3	0
Beathard	1	2	2.0	4	0
<b>Jaguars</b>	<b>394</b>	<b>1755</b>	<b>4.5</b>	<b>66</b>	<b>13</b>
<b>Opponents</b>	<b>493</b>	<b>2127</b>	<b>4.3</b>	<b>52t</b>	<b>22</b>

RECEIVING	NO	YDS	AVG	LG	TD
Jones Jr.	73	832	11.4	33	4
Shenault Jr.	63	619	9.8	58	0
Treadwell	33	434	13.2	41	1
Arnold	28	324	11.6	28	0
O'Shaughnessy	24	244	10.2	30	0
Agnew	24	229	9.5	29	1
Robinson	31	222	7.2	26	0
Austin	24	213	8.9	25	1
Chark	7	154	22.0	41	2
Ogunbowale	13	114	8.8	28	1
Manhertz	6	71	11.8	22	1
Hyde	12	65	5.4	9	0
Farrell	7	56	8.0	21	0
Hollister	9	55	6.1	11	1
Dorsett II	2	43	21.5	33	0
Johnson	2	16	8.0	10	0
Armstead	3	16	5.3	9	0
Mickens	2	10	5.0	12	0
<b>Jaguars</b>	<b>363</b>	<b>3717</b>	<b>10.2</b>	<b>58</b>	<b>12</b>
<b>Opponents</b>	<b>377</b>	<b>4111</b>	<b>10.9</b>	<b>55</b>	<b>24</b>

INTERCEPTIONS	NO	YDS	AVG	LG	TD
Campbell	2	3	1.5	3	0
Hines-Allen	1	11	11.0	11	0
Ford	1	8	8.0	8	0
Lawson	1	11	11.0	11	0
Wilson	1	1	1.0	1	0
Wingard	1	23	23.0	23	0
<b>Jaguars</b>	<b>7</b>	<b>57</b>	<b>13.2</b>	<b>23</b>	<b>0</b>
<b>Opponents</b>	<b>17</b>	<b>165</b>	<b>9.7</b>	<b>33</b>	<b>1</b>

PUNTING	NO	YDS	AVG	NET	TB	IN	LG	B
Cooke	64	3026	47.3	43.6	1	28	68	1
<b>Jaguars</b>	<b>64</b>	<b>3026</b>	<b>47.3</b>	<b>43.6</b>	<b>1</b>	<b>28</b>	<b>68</b>	<b>0</b>
<b>Opponents</b>	<b>64</b>	<b>2882</b>	<b>45.0</b>	<b>40.7</b>	<b>6</b>	<b>20</b>	<b>59</b>	<b>0</b>

PUNT RET.	NO	FC	YDS	AVG	LG	TD
Agnew	11	18	74	6.7	14	0
Mickens	6	0	82	13.7	48	0
Austin	2	0	3	1.5	3	0
<b>Jaguars</b>	<b>19</b>	<b>30</b>	<b>159</b>	<b>8.4</b>	<b>48</b>	<b>0</b>
<b>Opponents</b>	<b>22</b>	<b>30</b>	<b>180</b>	<b>8.2</b>	<b>27</b>	<b>3</b>

KICKOFF RET.	NO	YDS	AVG	LG	TD
Agnew	22	525	23.9	102	1
Mickens	8	173	21.6	29	0
Claybrooks	5	88	17.6	25	0
Arnold	1	13	13.0	13	0
<b>Jaguars</b>	<b>36</b>	<b>799</b>	<b>22.2</b>	<b>102</b>	<b>1</b>
<b>Opponents</b>	<b>38</b>	<b>1115</b>	<b>29.3</b>	<b>102</b>	<b>3</b>

PASSING	ATT	CMP	PCT	YDS	YDS/ATT	TD	INT	LG	SK/YDS	RTG
T. Lawrence	602	359	59.6%	3,641	6.0	12	17	58	32/ 238	71.9
C. Beathard	2	2	100%	33	16.5	0	0	28	0/0	118.8
<b>Jaguars</b>	<b>604</b>	<b>361</b>	<b>60%</b>	<b>3,674</b>	<b>5.69</b>	<b>12</b>	<b>17</b>	<b>58</b>	<b>32/ 238</b>	<b>72.1</b>
<b>Opponents</b>	<b>543</b>	<b>327</b>	<b>69%</b>	<b>4,111</b>	<b>7.14</b>	<b>24</b>	<b>7</b>	<b>43</b>	<b>32/ 236</b>	<b>100.8</b>

FGs	1-19	20-29	30-39	40-49	50+
Lambo	0/0	0/0	0/0	0/1	0/2
Wright	0/0	7/7	7/7	3/4	4/6
<b>Team</b>	<b>0/0</b>	<b>7/7</b>	<b>7/7</b>	<b>3/5</b>	<b>4/8</b>
<b>Opponents</b>	<b>0/0</b>	<b>10/10</b>	<b>8/8</b>	<b>12/14</b>	<b>2/4</b>

**Lambo:** (55N), (48N, 52N)

**Wright:** (53N), (40G, 53G, 54G), (55G, 39G, 21G, 42N, 47N), (56G, 51N), (30G), (22G, 34G), (22G, 35G, 38G), (21G, 40G, 45G), (29G), (20G, 22G 31G, 39G)

**Opponents:** (25G, 26G, 40G), (32G, 40G, 46G), (34G), (35G, 43N), (34G), (24G, 33G, 58N), (31G), (24G, 41G), (24G, 29G, 37G), (20G, 45G, 48G), (40G, 37G, 44G), (29G, 44G, 47N), (25G, 51G, 52G), (20G, 42G), (43G), (41G)

**SACKS:** J. Hines-Allen 7.5, D. Smoot 6.0, R. Robertson-Harris 3.0, D. Wilson 3.0, A. Gotsis 3.0, T. Bryan 2.0, M. Brown 2.0, J. Ward 2.0, K. Chaisson 1.0, D. Hamilton 1.0, A. Wingard 1.0, Ford 0.5

**Jaguars 32.0, Opponents 32.0**

**TACKLES (Solo-Assists-Total):** M. Jack (62-46-108), D. Wilson (57-47-104), A. Wingard (56-30-86), T. Campbell (49-24-73), J. Hines-Allen (46-25-71), R. Jenkins (49-17-66), M. Brown (30-27-57), R. Ford (37-13-50), S. Griffin (36-13-49), (26-20-46), R. Robertson-Harris (21-16-37), D. Smoot (22-14-36), J. Ward (10-22-32), K. Chaisson (20-11-31), N. Lawson (20-7-27), A. Gotsis (20-7-27), S. Quarterman (13-12-25), D. Thomas (16-8-24), C. Claybrooks (13-9-22), A. Cisco (17-4-21), T. Herndon (12-5-17), T. Bryan (10-5-15), C. Russell (8-6-14), C. Henderson (6-2-8), L. McCray (4-2-6), D. Allen (1-4-5), D. Allen (1-4-5), J. Jones (1-2-3), J. Tufele (1-1-2), B. McDougald (0-2-2), D. Costin (1-0-1)

**USUAL STARTING LINEUP**

**OFFENSE**

QB	Trevor Lawrence (17)
RB	James Robinson (14)
WR	Laviska Shenault Jr. (4)
WR	Marvin Jones Jr. (17)
TE	Chris Manhertz (10)
WR	Laquon Treadwell (7)
LT	Cam Robinson (14)
LG	Andrew Norwell (17)
C	Brandon Linder (9)
RG	Ben Barch (15)
RT	Jawaan Taylor (17)

**DEFENSE**

DE	Roy Robertson-Harris (15)
NT	DaVon Hamilton (8)
DT	Malcom Brown (8)
DE/OLB	Josh Hines-Allen (16)
DE/OLB	Dawuane Smoot (16)
MIKE	Damien Wilson (17)
WILL	Myles Jack (16)
CB	Shaquill Griffin (14)
CB	Tyson Campbell (15)
FS	Andrew Wingard (15)
SS	Rayshawn Jenkins (14)



# SEASON RESULTS

## 2022 STATISTICS

**HEAD COACH: DOUG PEDERSON**

**RECORD: 9-8 (.529)**

**STANDINGS: 1st, AFC SOUTH**

DATE	OPPONENT	RESULT	ATT.
Sept. 11	at Washington	L, 22-28	58,192
<b>Sept. 18</b>	<b>L.A. Chargers</b>	<b>W, 24-0</b>	<b>58,360</b>
<b>Sept. 25</b>	<b>at Indianapolis</b>	<b>W, 38-10</b>	<b>67,964</b>
Oct. 2	at Philadelphia	L, 21-29	69,870
Oct. 9	Houston	L, 6-13	60,018
Oct. 16	at Indianapolis	L, 27-34	65,749
Oct. 23	N.Y. Giants	L, 31-7	65,664
Oct. 30	Denver*	L, 17-21	86,215
<b>Nov. 6</b>	<b>Las Vegas</b>	<b>W, 27-20</b>	<b>62,758</b>
Nov. 13	at Kansas City	L, 17-27	73,493
<b>Nov. 27</b>	<b>Baltimore</b>	<b>W, 28-27</b>	<b>59,560</b>
Dec. 4	at Detroit	L, 14-40	60,743
<b>Dec. 11</b>	<b>at Tennessee</b>	<b>W, 36-22</b>	<b>68,409</b>
<b>Dec. 18</b>	<b>Dallas</b>	<b>W, 40-34 (OT)</b>	<b>69,050</b>
<b>Dec. 22</b>	<b>at N.Y. Jets</b>	<b>W, 19-3</b>	<b>70,043</b>
<b>Jan. 1</b>	<b>at Houston</b>	<b>W, 31-3</b>	<b>64,581</b>
<b>Jan. 7</b>	<b>Tennessee</b>	<b>W, 20-16</b>	<b>70,050</b>

\* Wembley Stadium in London, U.K.

	JAGUARS	OPP.
<b>TOTAL FIRST DOWNS</b>	<b>352</b>	<b>350</b>
Rushing	114	114
Passing	208	211
Penalty	30	25
3rd Down: Made/Att	90/215	95/220
3rd Down Pct.	41.9%	43.2%
4th Down: Made/Att	14/27	10/31
4th Down Pct.	51.9%	32.3%

	JAGUARS	OPP.
<b>POSSESSION AVG.</b>	<b>29:42</b>	<b>30:18</b>
<b>TOTAL NET YARDS</b>	<b>6075</b>	<b>6006</b>
Avg. Per Game	357.4	353.3
Total Plays	1072	1106
Avg. Per Play	5.7	5.4
<b>NET YARDS RUSHING</b>	<b>2116</b>	<b>1951</b>
Avg. Per Game	124.5	114.8
Total Rushes	448	470
<b>NET YARDS PASSING</b>	<b>3959</b>	<b>4055</b>
Avg. Per Game	232.9	238.5
Sacked/Yards Lost	28/189	35/203
Gross Yards	4148	4258
Attempts/Completions	596/394	601/385
Completion Pct.	66.1%	64.1%
Had Intercepted	9	14

	JAGUARS	OPP.
<b>PUNTS/AVERAGE</b>	<b>58/49.3</b>	<b>60/46.5</b>
<b>NET PUNTING AVG.</b>	<b>43.8</b>	<b>41</b>
<b>PENALTIES/YARDS</b>	<b>90/674</b>	<b>90/683</b>
<b>FUMBLES/BALL LOST</b>	<b>19/13</b>	<b>23/13</b>
<b>TOUCHDOWNS</b>	<b>45</b>	<b>39</b>
Rushing	16	14
Passing	25	25
Returns	4	0

BY PERIODS	1	2	3	4	OT	PTS
Jaguars	69	123	105	101	6	404
Opponents	75	128	45	102	0	350

SCORING	TD	RU	PA	RT	PAT	FG	2PT	TP
Patterson	0	0	0	0	36/37	30/35	0	126
Kirk	8	0	8	0	0/0	0/0	0	48
Z. Jones	5	0	5	0	0/0	0/0	1	32
Etienne	5	5	0	0	0/0	0/0	1	32
Lawrence	5	5	0	0	0/0	0/0	0	30
Engram	4	0	4	0	0/0	0/0	1	26
Robinson	4	3	1	0	0/0	0/0	0	24
Agnew	3	0	3	0	0/0	0/0	1	20
M. Jones Jr.	3	0	3	0	0/0	0/0	0	18
Hasty	3	2	1	0	0/0	0/0	0	18
Hines-Allen	1	0	0	1	0/0	0/0	0	6
Jenkins	1	0	0	1	0/0	0/0	0	6
Cisco	1	0	0	1	0/3	5/7	0	6
Ty. Campbell	1	0	0	1	0/0	0/0	1	6
Conner	1	1	0	0	0/0	0/0	1	6
<b>Jaguars</b>	<b>45</b>	<b>16</b>	<b>25</b>	<b>4</b>	<b>36/37</b>	<b>30/35</b>	<b>4</b>	<b>404</b>
<b>Opponents</b>	<b>39</b>	<b>14</b>	<b>25</b>	<b>0</b>	<b>30/32</b>	<b>26/27</b>	<b>4</b>	<b>350</b>

RUSHING	NO	YDS	AVG	LG	TD
Etienne	220	1,125	5.1	62t	5
Robinson	81	340	4.2	50t	3
Lawrence	62	291	4.7	24	5
Hasty	46	194	4.2	61t	2
Agnew	12	86	7.2	30	0
Conner	12	42	3.5	8	1
Z. Jones	4	18	4.5	14	0
Engram	2	13	6.5	13	0
Kirk	5	11	2.2	5	0
Beathard	4	-4	-1.0	-1	0
<b>Jaguars</b>	<b>448</b>	<b>2,116</b>	<b>4.7</b>	<b>62t</b>	<b>16</b>
<b>Opponents</b>	<b>470</b>	<b>1,951</b>	<b>4.2</b>	<b>50</b>	<b>14</b>

RECEIVING	NO	YDS	AVG	LG	TD
Kirk	73	832	11.4	33	4
Z. Jones	63	619	9.8	58	0
Engram	33	434	13.2	41	1
M. Jones Jr.	28	324	11.6	28	0
Etienne	24	244	10.2	30	0
Agnew	24	229	9.5	29	1
Hasty	31	222	7.2	26	0
Arnold	24	213	8.9	25	1
Robinson	7	154	22.0	41	2
Manhertz	13	114	8.8	28	1
Farrell	6	71	11.8	22	1
T. Jones	12	65	5.4	9	0
<b>Jaguars</b>	<b>394</b>	<b>4,148</b>	<b>10.5</b>	<b>59t</b>	<b>25</b>
<b>Opponents</b>	<b>385</b>	<b>4,258</b>	<b>11.1</b>	<b>62</b>	<b>25</b>

INTERCEPTIONS	NO	YDS	AVG	LG	TD
Cisco	3	72	24.0	59t	1
Jenkins	3	64	21.3	52t	1
Lloyd	3	42	14.0	19	0
Campbell	3	32	10.7	29	0
Wingard	1	13	13.0	13	0
Walker	1	9	9.0	9	0
<b>Jaguars</b>	<b>14</b>	<b>232</b>	<b>16.6</b>	<b>59t</b>	<b>2</b>
<b>Opponents</b>	<b>9</b>	<b>60</b>	<b>6.7</b>	<b>29</b>	<b>0</b>

PUNTING	NO	YDS	AVG	NET	TB	IN	LG	B
Cooke	58	2,862	49.3	43.8	6	24	70	0
<b>Jaguars</b>	<b>58</b>	<b>2,862</b>	<b>49.3</b>	<b>43.8</b>	<b>6</b>	<b>24</b>	<b>70</b>	<b>0</b>
<b>Opponents</b>	<b>60</b>	<b>2,788</b>	<b>46.5</b>	<b>41.0</b>	<b>5</b>	<b>21</b>	<b>60</b>	<b>0</b>

PUNT RET.	NO	FC	YDS	AVG	LG	TD
Agnew	25	12	74	8.2	22	0
Kirk	4	2	82	6.3	10	0
<b>Jaguars</b>	<b>29</b>	<b>14</b>	<b>230</b>	<b>7.9</b>	<b>22</b>	<b>0</b>
<b>Opponents</b>	<b>29</b>	<b>10</b>	<b>203</b>	<b>7.0</b>	<b>19</b>	<b>0</b>

KICKOFF RET.	NO	YDS	AVG	LG	TD
Agnew	21	547	26.0	54	0
Hasty	4	97	24.3	29	0
Claybrooks	4	77	19.3	22	0
<b>Jaguars</b>	<b>29</b>	<b>721</b>	<b>24.9</b>	<b>54</b>	<b>0</b>
<b>Opponents</b>	<b>29</b>	<b>882</b>	<b>21.5</b>	<b>39</b>	<b>0</b>

PASSING	ATT	CMP	PCT	YDS	YDS/ATT	TD	INT	LG	SK/YDS	RTG
T. Lawrence	584	387	66.3%	4,113	7.0	25	8	59t	27/184	95.2
C. Beathard	11	7	63.6%	35	3.2	0	1	11	1/5	30.5
C. Kirk	1	0	0.0%	0	0.0	0	0	0	0/0	39.6
<b>Jaguars</b>	<b>596</b>	<b>394</b>	<b>66.1%</b>	<b>4,148</b>	<b>7.0</b>	<b>25</b>	<b>9</b>	<b>59t</b>	<b>28/189</b>	<b>93.8</b>
<b>Opponents</b>	<b>601</b>	<b>385</b>	<b>64.1%</b>	<b>4,258</b>	<b>7.1</b>	<b>25</b>	<b>14</b>	<b>62</b>	<b>35/203</b>	<b>89.2</b>

FGs	1-19	20-29	30-39	40-49	50+
Patterson	0/0	8/8	10/11	10/13	2/3
<b>Team</b>	<b>0/0</b>	<b>8/8</b>	<b>10/11</b>	<b>10/13</b>	<b>2/3</b>
<b>Opponents</b>	<b>0/0</b>	<b>7/7</b>	<b>8/8</b>	<b>5/5</b>	<b>6/7</b>

**Patterson:** (33G, 37N, 43G, 45G), (52G), (22G, 23G, 23G), (26G, 45G), (27G), (37G), (44G, 41N, 48G), (51N, 41N, 35G), (22G, 29G), (31G, 42G), (37G, 43G, 33G), (33G, 48G), (32G, 45G, 44N, 41G, 37G), (53G), (26G, 36G)

**SACKS:** J. Hines-Allen 7.0, D. Smoot 5.0, A. Key 4.5, T. Walker 3.5, R. Robertson-Harris 3.0, D. Hamilton 2.5, F. Oluokun 2.0, F. Fatukasi 1.5, A. Gotsis 1.5, C. Muma 1.5, K. Chaisson 1.0, A. Cisco 1.0, R. Jenkins 1.0

**Jaguars 35.0, Opponents 27.0**

**TACKLES (Solo-Assists-Total):** F. Oluokun (128-56-184), D. Lloyd (59-56-115), R. Jenkins (71-41-112), A. Cisco (46-24-70), T. Campbell (55-15-70), J. Hines-Allen (35-22-57), D. Hamilton (27-29-56), D. Williams (35-18-53), T. Walker (24-25-49), R. Robertson-Harris (28-17-45), C. Muma (23-15-38), T. Herndon (27-7-34), S. Griffin (23-6-29), A. Key (16-11-27), F. Fatukasi (13-11-24), A. Wingard (19-4-23), D. Smoot (14-7-21), C. Peters (11-9-20), A. Gotsis (8-9-17), K. Chaisson (6-3-9), G. Junior (4-2-6), M. Brown (4-1-5), S. Quarterman (3-1-4), Te. Campbell (3-0-3), C. Claybrooks (3-0-3), D. Thomas (2-1-3), D. Dixon (0-1-1)

### USUAL STARTING LINEUP

#### OFFENSE

QB Trevor Lawrence (17)  
 RB Travis Etienne (12)  
 WR Christian Kirk (17)  
 WR Zay Jones (15)  
 TE Evan Engram (14)  
 WR Marvin Jones Jr. (10)  
 LT Cam Robinson (14)  
 LG Tyler Shatley (12)  
 C Luke Fortner (17)  
 RG Brandon Scherff (17)  
 RT Jawaan Taylor (17)

#### DEFENSE

DE Roy Robertson-Harris (17)  
 NT DaVon Hamilton (14)  
 DT Foley Fatukasi (13)  
 DE/OLB Josh Hines-Allen (17)  
 DE/OLB Travon Walker (15)  
 MIKE Devin Lloyd (15)  
 WILL Foye Oluokun (17)  
 CB Darious Williams (12)  
 CB Tyson Campbell (17)  
 FS Andre Cisco (15)  
 SS Rayshawn Jenkins (17)



# SEASON RESULTS

## 2023 STATISTICS

HEAD COACH: DOUG PEDERSON

RECORD: 9-8 (.529)

STANDINGS: 2ND, AFC SOUTH

DATE	OPPONENT	RESULT	ATT.
Sept. 10	at Indianapolis	W, 31-21	65,749
Sept. 17	Kansas City	L, 17-9	69,615
Sept. 24	Houston	L, 37-17	61,466
Oct. 1	Atlanta*	W, 23-7	85,716
Oct. 8	at Buffalo*	W, 25-20	61,273
Oct. 15	Indianapolis	W, 37-20	64,851
Oct. 19	at New Orleans	W, 31-24	70,009
Oct. 29	at Pittsburgh	W, 20-10	67,225
Nov. 12	San Francisco	L, 34-3	69,271
Nov. 19	Tennessee	W, 34-14	67,175
Nov. 26	at Houston	W, 24-21	71,324
Dec. 4	Cincinnati	L, 34-31 (OT)	67,951
Dec. 10	at Cleveland	L, 31-27	67,431
Dec. 17	Baltimore	L, 23-7	68,021
Dec. 24	at Tampa Bay	L, 30-12	62,547
Dec. 31	Carolina	W, 26-0	67,215
Jan. 7	at Tennessee	L, 28-20	63,744

\*Game held in London, U.K.

	JAGUARS	OPP.
<b>TOTAL FIRST DOWNS</b>	<b>336</b>	<b>314</b>
Rushing	98	99
Passing	199	198
Penalty	39	17
3rd Down: Made/Att	87/228	84/230
3rd Down Pct.	38.2%	36.5%
4th Down: Made/Att	13/29	21/41
4th Down Pct.	44.8%	51.2%
<b>POSSESSION AVG.</b>	<b>30:40</b>	<b>29:20</b>
<b>TOTAL NET YARDS</b>	<b>5772</b>	<b>5828</b>
Avg. Per Game	339.5	342.8
Total Plays	1114	1078
Avg. Per Play	5.2	5.4
<b>NET YARDS RUSHING</b>	<b>1646</b>	<b>1752</b>
Avg. Per Game	96.8	103.1
Total Rushes	453	421
<b>NET YARDS PASSING</b>	<b>4126</b>	<b>4076</b>
Avg. Per Game	242.7	239.8
Sacked/Yards Lost	41/251	40/279
Gross Yards	4377	4355
Attempts/Completions	620/412	617/404
Completion Pct.	66.5%	65.5%
Had Intercepted	14	16
<b>PUNTS/AVERAGE</b>	<b>61/47.4</b>	<b>71/47.0</b>
<b>NET PUNTING AVG.</b>	<b>43.8</b>	<b>41.9</b>
<b>PENALTIES/YARDS</b>	<b>83/644</b>	<b>108/961</b>
<b>FUMBLES/BALL LOST</b>	<b>28/16</b>	<b>18/11</b>
<b>TOUCHDOWNS</b>	<b>41</b>	<b>44</b>
Rushing	17	15
Passing	22	27
Returns	2	2

BY PERIODS	1	2	3	4	OT	PTS
Jaguars	61	106	104	106	0	377
Opponents	43	109	104	112	3	371

SCORING	TD	RU	PA	RT	PAT	FG	2PT	TP
McManus	0	0	0	0	35/35	30/37	0	125
Etienne Jr.	12	11	1	0	0/0	0/0	2	76
Ridley	8	0	8	0	0/0	0/0	1	50
Engram	4	0	4	0	0/0	0/0	0	24
Lawrence	4	4	0	0	0/0	0/0	0	24
Kirk	3	0	3	0	0/0	0/0	0	18
Bigby	2	2	0	0	0/0	0/0	0	12
Z. Jones	2	0	2	0	0/0	0/0	0	12
Washington	2	0	2	0	0/0	0/0	0	12
Agnew	1	0	1	0	0/0	0/0	0	6
Oluokun	1	0	0	1	0/0	0/0	0	6
Strange	1	0	1	0	0/0	0/0	0	6
Dari. Williams	1	0	0	1	0/0	0/0	0	6
Jaguars	41	17	22	2	35/35	30/37	3	377
Opponents	44	15	27	2	42/42	21/26	1	371

RUSHING	NO	YDS	AVG	LG	TD
Etienne Jr.	267	1,008	3.8	62t	11
Lawrence	70	339	4.8	26	4
Bigby	50	132	2.6	12	2
D. Johnson	41	108	2.6	19	0
Beathard	8	35	4.4	19	0
Ridley	9	23	2.6	18	0
Kirk	1	6	6.0	6	0
Agnew	4	-2	-0.5	1	0
Barkley	3	-3	-1.0	-1	0
Jaguars	453	1,646	3.6	62t	17
Opponents	421	1,752	4.2	69	15

RECEIVING	NO	YDS	AVG	LG	TD
Engram	114	963	8.4	34	4
Ridley	76	1,016	13.4	59t	8
Etienne Jr.	58	476	8.2	56t	1
Kirk	57	787	13.8	57	3
Z. Jones	34	321	9.4	36	2
Washington	16	132	8.3	19t	2
Agnew	14	225	16.1	65t	1
Farrell	13	155	11.9	42	0
T. Jones	11	83	7.5	15	0
D. Johnson	10	140	14.0	42	0
Strange	5	35	7.0	17	1
Cooks	3	38	12.7	23	0
Bigby	1	6	6.0	6	0
Jaguars	412	4,377	10.6	65t	22
Opponents	404	4,355	10.8	76t	27

INTERCEPTIONS	NO	YDS	AVG	LG	TD
Dari. Williams	4	72	18.0	61t	1
Cisco	4	68	17.0	29	0
A. Johnson	2	50	25.0	27	0
Jenkins	2	42	21.0	24	0
Oluokun	1	24	24.0	24t	1
Hines-Allen	1	8	8.0	8	0
Ty. Campbell	1	0	0.0	0	0
Wingard	1	0	0.0	0	0
Jaguars	16	264	16.5	61t	2
Opponents	14	114	8.1	34	0

PUNTING	NO.	YDS	AVG	NET	TB	IN	LG	B
Cooke	61	2,893	47.4	43.8	4	29	65	0
Jaguars	61	2,893	47.4	43.8	4	29	65	0
Opponents	71	3,335	47.0	41.9	3	25	73	0

PUNT RET.	NO.	FC	YDS	AVG	LG	TD
Agnew	14	9	144	10.3	48	0
Washington	12	5	126	10.5	26	0
Kirk	2	3	27	13.5	15	0
Te. Campbell	1	0	0	0.0	0	0
Jaguars	29	17	297	10.2	48	0
Opponents	22	14	143	6.5	16	0

KICKOFF RET.	NO.	YDS	AVG	LG	TD
Agnew	15	391	26.1	53	0
D. Johnson	7	126	18.0	22	0
Bigby	4	99	24.8	31	0
Washington	2	51	25.5	33	0
Thomas	1	21	21.0	21	0
Jaguars	29	688	23.7	53	0
Opponents	14	356	25.4	85t	1

PASSING	ATT	CMP	PCT	YDS	YDS/ATT	TD	INT	LG	SK/YDS	RTG
T. Lawrence	564	370	65.6%	4,016	7.1	21	14	65t	35/224	88.5
C. Beathard	53	40	75.5%	349	6.6	1	0	48	6/27	98.7
L. Cooke	1	1	100.0%	13	13.0	0	0	13	0/0	118.8
C. Kirk	2	1	50.0%	-1	-0.5	0	0	-1	0/0	56.3
Jaguars	620	412	66.5%	4,377	7.1	22	14	65t	41/251	89.3
Opponents	617	404	65.5%	4,355	7.1	27	16	76t	40/279	89.8

FGs	1-19	20-29	30-39	40-49	50+
McManus	0/0	4/4	10/10	11/13	5/10
Team	0/0	4/4	10/10	11/13	5/10
Opponents	0/0	7/7	7/7	3/3	4/9

McManus: (45G), (32G, 49G, 22G), (48N, 51N, 33G), (56G, 43G, 38G), (44G), (48G, 49G, 51G), (43G), (50G, 51G, 38G, 37G), (37G), (30G, 25G), (40G, 48G, 53G, 55N), (48N, 40G), (50N, 55N), (52N), (35G, 26G, 24G, 34G), (44G, 30G).

SACKS: J. Hines-Allen 17.5, T. Walker 10.0, R. Robertson-Harris 3.5, F. Oluokun 2.5, K. Chaisson 2.0, A. Gotsis 1.0, R. Jenkins 1.0, A. Johnson 1.0, D. Smoot 1.0, A. Cisco 0.5.

Jaguars 40.0, Opponents 41.0

TACKLES (Solo-Assists-Total): F. Oluokun (111-62-173), D. Lloyd (75-52-127), R. Jenkins (66-34-100), J. Hines-Allen (43-23-66), A. Cisco (42-20-62), Ty. Campbell (42-19-61), D. Williams (44-9-53), T. Walker (27-25-52), T. Herndon (30-15-45), A. Wingard (31-9-40), M. Brown (25-9-34), R. Robertson-Harris (16-18-34), A. Gotsis (18-8-26), F. Fatukasi (16-8-24), J. Ledbetter (7-17-24), A. Johnson (11-3-14), K. Chaisson (9-4-13), A. Blackson (8-5-13), D. D. Hamilton (7-5-12), T. Lacy (5-7-12), C. Muma (5-7-12), G. Junior (7-4-11), Smoot (8-2-10), Y. Abdullah (1-0-1), B. Strange (1-0-1).

### USUAL STARTING LINEUP

#### OFFENSE

QB	Trevor Lawrence (16)
RB	Travis Etienne Jr. (17)
WR	Calvin Ridley (17)
WR	Christian Kirk (12)
TE	Evan Engram (15)
WR	Zay Jones (7)
LT	Cam Robinson (9)
LG	Tyler Shatley (6)
C	Luke Fortner (17)
RG	Brandon Scherff (17)
RT	Anton Harrison (17)

#### DEFENSE

DE	Roy Robertson-Harris (17)
DT	Foley Fatukasi (16)
OLB	Josh Hines-Allen (17)
OLB	Travon Walker (15)
MIKE	Devin Lloyd (15)
WILL	Foye Oluokun (17)
CB	Darius Williams (17)
CB	Tyson Campbell (10)
CB	Tre Herndon (4)
FS	Andre Cisco (15)
SS	Rayshawn Jenkins (17)



# SEASON RESULTS

## 2024 STATISTICS

HEAD COACH: DOUG PEDERSON

RECORD: 4-13 (.235)

STANDINGS: 3RD, AFC SOUTH

DATE	OPPONENT	RESULT	ATT.
Sept. 8	at Miami	L, 20-17	65,582
Sept. 15	Cleveland	L, 18-13	60,105
Sept. 23	at Buffalo	L, 47-10	70,316
Sept. 29	at Houston	L, 24-20	71,115
<b>Oct. 6</b>	<b>Indianapolis</b>	<b>W, 37-34</b>	<b>60,214</b>
Oct. 13	at Chicago*	L, 35-16	61,182
<b>Oct. 20</b>	<b>New England*</b>	<b>W, 32-16</b>	<b>86,651</b>
Oct. 27	Green Bay	L, 30-27	65,618
Nov. 3	at Philadelphia	L, 28-23	69,879
Nov. 10	Minnesota	L, 12-7	65,695
Nov. 17	at Detroit	L, 52-6	64,273
Dec. 1	Houston	L, 23-20	62,588
<b>Dec. 8</b>	<b>Tennessee</b>	<b>W, 10-6</b>	<b>61,644</b>
Dec. 15	New York Jets	L, 32-25	63,251
Dec. 22	at Las Vegas	L, 19-14	61,323
<b>Dec. 29</b>	<b>Tennessee</b>	<b>W, 20-13</b>	<b>61,996</b>
Jan. 5	at Indianapolis	L, 26-23 (OT)	63,041

\*Game held in London, U.K.

	JAGUARS	OPP.
<b>TOTAL FIRST DOWNS</b>	<b>298</b>	<b>389</b>
Rushing	106	137
Passing	174	219
Penalty	18	33
3rd Down: Made/Att	76/204	97/225
3rd Down Pct.	37.3%	43.1%
4th Down: Made/Att	14/26	14/24
4th Down Pct.	53.8%	58.3%
<b>POSSESSION AVG.</b>	<b>26:56</b>	<b>33:04</b>
<b>TOTAL NET YARDS</b>	<b>5206</b>	<b>6629</b>
Avg. Per Game	306.2	389.9
Total Plays	992	1125
Avg. Per Play	5.2	5.9
<b>NET YARDS RUSHING</b>	<b>1729</b>	<b>2254</b>
Avg. Per Game	101.7	132.6
Total Rushes	414	511
<b>NET YARDS PASSING</b>	<b>3477</b>	<b>4375</b>
Avg. Per Game	204.5	257.4
Sacked/Yards Lost	32/240	34/230
Gross Yards	3717	4605
Attempts/Completions	546/343	580/389
Completion Pct.	62.8%	67.1%
Had Intercepted	15	6
<b>PUNTS/AVERAGE</b>	<b>68/49.4</b>	<b>59/48.0</b>
<b>NET PUNTING AVG.</b>	<b>44.8</b>	<b>41.6</b>
<b>PENALTIES/YARDS</b>	<b>99/787</b>	<b>105/808</b>
<b>FUMBLES/BALL LOST</b>	<b>19/9</b>	<b>8/3</b>
<b>TOUCHDOWNS</b>	<b>34</b>	<b>48</b>
Rushing	13	19
Passing	19	29
Returns	2	0

BY PERIODS	1	2	3	4	OT	PTS
Jaguars	54	92	74	100	0	320
Opponents	75	142	80	135	3	435

SCORING	TD	RU	PA	RT	PAT	FG	2PT	TP
C. Little	0	0	0	0	27/27	27/29	0	108
B. Thomas	10	0	10	0	0/0	0/0	2	64
T. Bigsby	7	7	0	0	0/0	0/0	0	42
P. Washington	4	0	3	1	0/0	0/0	1	26
T. Lawrence	3	3	0	0	0/0	0/0	0	18
G. Davis	2	0	2	0	0/0	0/0	0	12
T. Etienne	2	2	0	0	0/0	0/0	0	12
B. Strange	2	0	2	0	0/0	0/0	0	12
E. Ingram	1	0	1	0	0/0	0/0	1	8
M. Jones	1	1	0	0	0/0	0/0	0	6
C. Kirk	1	0	1	0	0/0	0/0	0	6
T. Walker	1	0	0	1	0/0	0/0	0	6
<b>Jaguars</b>	<b>34</b>	<b>13</b>	<b>19</b>	<b>2</b>	<b>27/27</b>	<b>27/29</b>	<b>4</b>	<b>320</b>
<b>Opponents</b>	<b>48</b>	<b>19</b>	<b>29</b>	<b>0</b>	<b>41/42</b>	<b>34/40</b>	<b>1</b>	<b>435</b>

2-PT. CONVERSIONS: B. Thomas Jr. 2, E. Ingram 1, P. Washington 1  
Jaguars 4/7, Opponents 1/6

RUSHING	NO.	YDS	AVG	LONG	TD
T. Bigsby	168	766	4.6	65t	7
T. Etienne	150	558	3.7	22	2
D. Johnson	32	143	4.5	22	0
T. Lawrence	26	119	4.6	33	3
M. Jones	28	92	3.3	13	1
B. Thomas	6	48	8.0	18	0
D. Duvernay	4	3	0.8	4	0
<b>Jaguars</b>	<b>414</b>	<b>1729</b>	<b>4.2</b>	<b>65t</b>	<b>13</b>
<b>Opponents</b>	<b>511</b>	<b>2254</b>	<b>4.4</b>	<b>38t</b>	<b>19</b>

RECEIVING	NO.	YDS	AVG	LONG	TD
B. Thomas	87	1282	14.7	85t	10
E. Ingram	47	365	7.8	24	1
B. Strange	40	411	10.3	30	2
T. Etienne	39	254	6.5	26	0
P. Washington	32	390	12.2	30	3
C. Kirk	27	379	14.0	61	1
G. Davis	20	239	12.0	22	2
D. Johnson	12	96	8.0	26	0
L. Farrell	12	67	5.6	11	0
D. Duvernay	11	79	7.2	28	0
T. Bigsby	7	54	7.7	28	0
T. Jones	3	41	13.7	20	0
J. Deguara	3	14	4.7	8	0
A. Trammell	2	40	20.0	22	0
J. Reynolds	1	11	11.0	11	0
T. Lawrence	0	-5	0.0	-5	0
<b>Jaguars</b>	<b>343</b>	<b>3717</b>	<b>10.8</b>	<b>85t</b>	<b>19</b>
<b>Opponents</b>	<b>389</b>	<b>4605</b>	<b>11.8</b>	<b>80t</b>	<b>29</b>

INTERCEPTIONS	NO.	YDS	AVG	LONG	TD
A. Cisco	1	22	22.0	22	0
D. Savage	1	16	16.0	16	0
D. Lloyd	1	3	3.0	3	0
M. Brown	1	0	0.0	0	0
J. Jones	1	0	0.0	0	0
F. Oluokun	1	0	0.0	0	0
<b>Jaguars</b>	<b>6</b>	<b>41</b>	<b>6.8</b>	<b>22</b>	<b>0</b>
<b>Opponents</b>	<b>15</b>	<b>82</b>	<b>5.5</b>	<b>31</b>	<b>0</b>

PUNTING	NO	YDS	AVG	NET	TB	IN	LG	B
L. Cooke	68	3,359	49.4	44.8	3	34	73	0
<b>Jaguars</b>	<b>68</b>	<b>3,359</b>	<b>49.4</b>	<b>44.8</b>	<b>3</b>	<b>34</b>	<b>73</b>	<b>0</b>
<b>Opponents</b>	<b>59</b>	<b>2,833</b>	<b>48.0</b>	<b>41.6</b>	<b>3</b>	<b>34</b>	<b>66</b>	<b>0</b>

PUNT RET.	NO	FC	YDS	AVG	LG	TD
D. Duvernay	19	16	167	8.8	53	0
P. Washington	6	4	144	24.0	96t	1
A. Trammell	2	0	7	3.5	6	0
<b>Jaguars</b>	<b>27</b>	<b>20</b>	<b>318</b>	<b>11.8</b>	<b>96t</b>	<b>1</b>
<b>Opponents</b>	<b>28</b>	<b>19</b>	<b>251</b>	<b>9.0</b>	<b>22</b>	<b>0</b>

KICKOFF RET.	NO.	YDS	AVG	LG	TD
D. Duvernay	14	351	25.1	34	0
T. Bigsby	6	195	32.5	41	0
P. Washington	5	122	24.4	30	0
T. Jones	2	43	21.5	23	0
K. Robinson	2	34	17.0	20	0
<b>Jaguars</b>	<b>29</b>	<b>745</b>	<b>25.7</b>	<b>41</b>	<b>0</b>
<b>Opponents</b>	<b>10</b>	<b>274</b>	<b>27.4</b>	<b>34</b>	<b>0</b>

PASSING	ATT	CMP	YDS	PCT	YDS/ATT	TD	INT	LG	SK/YDS	RTG
T. Lawrence	284	172	2,045	60.6%	7.2	11	7	85t	18/140	85.2
M. Jones	262	171	1,672	65.3%	6.4	8	8	62t	14/100	80.5
<b>Jaguars</b>	<b>546</b>	<b>343</b>	<b>3,717</b>	<b>62.8%</b>	<b>6.8</b>	<b>19</b>	<b>15</b>	<b>85t</b>	<b>32/240</b>	<b>82.9</b>
<b>Opponents</b>	<b>580</b>	<b>389</b>	<b>4,605</b>	<b>67.1%</b>	<b>7.9</b>	<b>29</b>	<b>6</b>	<b>80t</b>	<b>34/230</b>	<b>103.4</b>

FGs	1-19	20-29	30-39	40-49	50+
C. Little	0/0	8/8	6/6	8/9	5/6
<b>Jaguars</b>	<b>0/0</b>	<b>8/8</b>	<b>6/6</b>	<b>8/9</b>	<b>5/6</b>
<b>Opponents</b>	<b>0/0</b>	<b>5/5</b>	<b>15/15</b>	<b>10/14</b>	<b>4/6</b>

C. Little: (53G) (22G, 43RU, 25G) (41G) (41G, 52G) (23G, 30G, 49G) (30G) (21G) (39G, 47G) (-) (-) (59G, 35G) (33G, 30G, 55WR) (23G) (28G, 23G, 43G, 43G) (-) (48G, 44G) (53G, 28G, 53G).

SACKS: T. Walker 10.5, J. Hines-Allen 8.0, M. Smith 3.0, J. Ledbetter 2.0, D. Lloyd 2.0, A. Armstead 2.0, R. Robertson-Harris 2.0, J. Jones 2.0, J. Jefferson 1.0, F. Oluokun 1.0, E. Otomewo 0.5.  
**Jaguars: 34.0, Opponents: 32.0**

TACKLES (Solo-Assists): D. Lloyd (61-52-113), F. Oluokun (60-48-108), M. Brown (55-20-75), V. Miller (48-26-74), A. Johnson (54-18-72), A. Cisco (43-24-67), D. Hamilton (34-28-62), T. Walker (31-30-61), T. Campbell (21-8-29), T. Lacy (10-15-25), M. Smith (10-7-17), Y. Abdullah (11-4-15), A. Wingard (7-7-14), J. Jefferson (5-7-12), D. Prince (6-2-8), M. Cole (4-4-8), R. Robertson-Harris (5-2-7), C. Braswell (1-4-5), E. Otomewo (0-4-4), T. Flowers (3-0-3), J. Gaziano (2-1-3), D. Coleman (1-2-3), D. Thomas (1-2-3).

### USUAL STARTING LINEUP

#### OFFENSE

QB	Trevor Lawrence (10)
RB	Travis Etienne Jr. (15)
WR	Gabe Davis (9)
WR	Brian Thomas Jr. (16)
TE	Evan Ingram (9)
WR	Christian Kirk (7)
LT	Walker Little (8)
LG	Ezra Cleveland (6)
C	Mitch Morse (17)
RG	Brandon Scherff (17)
RT	Anton Harrison (16)

#### DEFENSE

DT	DaVon Hamilton (14)
DT	Tyler Lacy (8)
DE	Josh Hines-Allen (16)
DE	Travon Walker (17)
LB	Devin Lloyd (16)
LB	Foye Oluokun (13)
LB	Ventrell Miller (9)
CB	Tyson Campbell (12)
CB	Ronald Darby (12)
S	Andre Cisco (14)
S	Darnell Savage (13)



# PLAYOFF GAME SUMMARIES

## 1996 AFC WILD CARD PLAYOFF

JAGUARS 30, BILLS 27  
DECEMBER 28, 1996 · RICH STADIUM

JACKSONVILLE JAGUARS (10-7)	10	7	3	10	—	30
BUFFALO BILLS (10-7)	14	3	3	7	—	27

The Jaguars won their first-ever playoff game with a come-from-behind victory over Buffalo and became the first road team to win a postseason game at Rich Stadium. RB Natrone Means rushed for 175 yards and a touchdown, and K Mike Hollis kicked three field goals, the game-winner with 3:07 to play. Buffalo jumped out to a 7-0 lead, but DE Clyde Simmons intercepted QB Jim Kelly and ran 20 yards for a score to tie the game. Simmons also had two sacks. Buffalo took a 27-20 lead early in the fourth quarter, but QB Mark Brunell found WR Jimmy Smith for a 2-yard TD pass to tie the score, and CB Aaron Beasley recovered a fumble prior to Hollis' field goal.

TEAM	QTR	TIME	SCORING PLAY	TEAM STATS	JAX	BUF
Buf.	1	11:30	Thomas 7 pass from Kelly (Christie kick)	First Downs	18	19
Jax.	1	6:26	Simmons 20 interception return (Hollis kick)	Total Yards	409	308
Buf.	1	2:26	Thomas 2 run (Christie kick)	Rushing Yards	184	92
Jax.	1	0:10	Hollis 27 field goal	Passing Yards	225	216
Jax.	2	3:45	Means 30 run (Hollis kick)	Att-Comp-Int	33-18-2	36-22-1
Buf.	2	1:56	Christie 33 field goal	Third Downs	7-17	5-15
Buf.	3	10:20	Christie 47 field goal	Fourth Downs	1-1	0-1
Jax.	3	2:45	Hollis 24 field goal	Punts-Avg.	5-50.6	5-43.2
Buf.	4	14:17	Burnis 38 interception return (Christie kick)	Fumbles-Lost	0-0	4-2
Jax.	4	8:40	Smith 2 pass from Brunell (Hollis kick)	Penalties-Yards	6-42	6-39
Jax.	4	3:07	Hollis 45 field goal	Possession	33:06	26:54

Attendance: 70,213 · Temperature: 49 degrees

RUSHING: Jaguars - Means 31-175 (1 TD), Brunell 3-9, Stewart 1-0, Bills - Thomas 14-50 (1 TD), Kelly 4-18, Holmes 9-10, Tasker 1-9, Tindale 1-5

PASSING: Jaguars - Brunell 33-18-239, 1 TD, 2 INTs, Bills - Kelly 32-21-239, 1 TD, 1 INT, Collins 4-1-7, 0 TD, 0 INT

RECEIVING: Jaguars - Smith 5-58 (1 TD), McCardell 4-76, Mitchell 3-64, Maston 2-21, Jackson 1-11, Brown 1-8, Stewart 1-5, Means 1-(-4), Bills - Early 9-122, Reed 3-32, Tasker 3-30, Johnson 3-27, Thomas 3-24, Holmes 1-11

SACKS: Jaguars 3 (Simmons 2, Brackens 1), Bills 2 (Covington 1, White 1)

INTERCEPTIONS: Jaguars 1 (Simmons [TD]), Bills 2 (Burriss [TD], Smith)

## 1996 AFC DIVISIONAL PLAYOFF

JAGUARS 30, BRONCOS 27  
JANUARY 4, 1997 · MILE HIGH STADIUM

JACKSONVILLE JAGUARS (11-7)	0	13	7	10	—	30
DENVER BRONCOS (13-4)	12	0	0	15	—	27

The Jaguars won their seventh straight game as they shocked the football world with their upset victory over the 13-3 Broncos. After falling behind 12-0, the Jaguars scored on their next six possessions, all on drives of 50 yards and longer, taking a 30-20 lead. Denver had not lost at home all season and had not lost a playoff game at Mile High Stadium since 1984. RB Natrone Means rushed for 140 yards, and QB Mark Brunell threw TD passes to WR Keenan McCardell and WR Jimmy Smith. The Jaguars dominated in yards, first downs and time of possession.

TEAM	QTR	TIME	SCORING PLAY	TEAM STATS	JAX	DEN
Den.	1	6:22	Hebron 1 run (Elam kick blocked)	First Downs	22	21
Den.	1	0:33	Sharpe 18 pass from Elway (run failed)	Total Yards	443	351
Jax.	2	11:15	Hollis 46 field goal	Rushing Yards	203	126
Jax.	2	2:58	Means 8 run (Hollis kick)	Passing Yards	240	225
Jax.	2	0:10	Hollis 42 field goal	Att-Comp-Int	29-18-0	8-25-0
Jax.	3	8:51	McCardell 31 pass from Brunell (Hollis kick)	Third Downs	8-15	6-12
Jax.	4	10:51	Hollis 22 field goal	Fourth Downs	0-0	1-1
Den.	4	7:37	Davis 2 run (Davis run)	Punts-Avg.	3-39.7	5-42.6
Jax.	4	3:39	Smith 16 pass from Brunell (Hollis kick)	Fumbles-Lost	0-0	1-0
Den.	4	1:50	McCaffrey 15 pass from Elway (Elam kick)	Penalties-Yards	3-18	8-64
				Possession	32:24	27:36

Attendance: 75,678 · Temperature: 46 degrees

RUSHING: Jaguars - Means 21-140 (1 TD), Brunell 7-44, Stewart 8-19, Broncos - Davis 14-91 (1 TD), Elway 5-30, Hebron 2-5 (1 TD)

PASSING: Jaguars - Brunell 29-18-245, 2 TD, 0 INT, Broncos - Elway 38-25-226, 2 TD, 0 INT

RECEIVING: Jaguars - McCardell 5-59 (1 TD), Means 4-46, Smith 3-71 (1 TD), Jackson 3-35, Mitchell 2-9, Stewart 1-25, Broncos - Davis 7-24, Miller 5-67, McCaffrey 5-54 (1 TD), Craver 3-17, Sharpe 2-31 (1 TD), Carswell 2-18, R.Smith 1-15

SACKS: Jaguars 1 (Robinson 1), Broncos 2 (Aldridge 1, Williams 1)

INTERCEPTIONS: Jaguars 0, Broncos 0

## 1996 AFC CHAMPIONSHIP

PATRIOTS 20, JAGUARS 6  
JANUARY 12, 1997 · FOXBORO STADIUM

JACKSONVILLE JAGUARS (11-8)	0	3	3	0	—	6
NEW ENGLAND PATRIOTS (13-5)	7	6	0	7	—	20

In just their second season, the Jaguars' saw their hopes of reaching the Super Bowl end in the AFC Championship game on a cold night in New England. The game began ominously for Jacksonville on its first series, when P Bryan Barker fielded a high snap and was tackled at the Jaguars' four-yard line. The Patriots scored a touchdown two plays later. Mistakes haunted the Jaguars throughout the game, with a total of four turnovers - three on their last four possessions - including an end zone interception and a fumble that was returned for a touchdown.

TEAM	QTR	TIME	SCORING PLAY	TEAM STATS	JAX	NE
NE	1	12:34	Martin 1 run (Vinatieri kick)	First Downs	18	13
Jax.	2	10:33	Hollis 32 field goal	Total Yards	289	234
NE	2	7:23	Vinatieri 29 field goal	Rushing Yards	101	73
NE	2	0:00	Vinatieri 20 field goal	Passing Yards	188	161
Jax.	3	2:37	Hollis 28 field goal	Att-Comp-Int	38-20-2	33-20-1
NE	4	2:24	Smith 47 fumble return (Vinatieri kick)	Third Downs	5-14	2-13
				Fourth Downs	0-2	1-2
				Punts-Avg.	5-36.4	6-39.7
				Fumbles-Lost	3-2	2-1
				Penalties-Yards	4-23	2-5
				Possession	34:43	25:17

Attendance: 60,190 · Temperature: 27 degrees

RUSHING: Jaguars - Means 19-43, Stewart 7-40, Brunell 6-34, Barker 1-(-16), Patriots - Martin 19-59 (1 TD), Meggett 3-9, Bledsoe 1-4, Byars 1-1

PASSING: Jaguars - Brunell 38-20-190, 0 TD, 2 INTs, Patriots - Bledsoe 33-20-178, 0 TD, 1 INT

RECEIVING: Jaguars - Mitchell 7-63, McCardell 6-62, Smith 3-45, Stewart 2-8, Brown 1-10, Barlow 1-2, Patriots - Glenn 5-33, Jefferson 4-91, Byars 4-16, Martin 3-18, Meggett 3-15, Coates 1-5

SACKS: Jaguars 2 (Davey 1, Simmons 0.5, Robinson 0.5), Patriots 1 (Slade 1)

INTERCEPTIONS: Jaguars 1 (Beasley), Patriots 2 (Bruschii, Clay)

## 1997 AFC WILD CARD PLAYOFF

BRONCOS 42, JAGUARS 17  
DECEMBER 27, 1997 · MILE HIGH STADIUM

JACKSONVILLE JAGUARS (11-6)	0	7	10	0	—	17
DENVER BRONCOS (13-4)	14	7	0	21	—	42

The Jaguars returned to the site of their historic playoff upset over Denver a year earlier, but the outcome was not to be the same. The Broncos took a 21-0 lead early in the second quarter; however, the Jaguars closed the gap to 21-17 in the third quarter with a blocked punt returned for a touchdown and looked to make a rally. On the next series the defense forced a fumble, but the Jaguars could not capitalize as a fumbled snap at the Denver 16-yard line ended the Jaguars' momentum. The Broncos rolled up 511 yards on offense, 310 of them on the ground, and scored five rushing touchdowns in the game. The Jaguars held the ball for just 19:01, their lowest time of possession ever.

TEAM	QTR	TIME	SCORING PLAY	TEAM STATS	JAX	DEN
Den.	1	7:39	Davis 2 run (Elam kick)	First Downs	14	28
Den.	1	2:37	Smith 43 pass from Elway (Elam kick)	Total Yards	237	511
Den.	2	10:46	Davis 5 run (Elam kick)	Rushing Yards	50	310
Jax.	2	5:09	Means 1 run (Hollis kick)	Passing Yards	187	201
Jax.	3	13:33	Hollis 38 field goal	Att-Comp-Int	32-18-1	24-16-0
Jax.	3	9:16	Davis 29 blocked punt return (Hollis kick)	Third Downs	3-10	12-16
Den.	4	13:21	Loville 25 run (Elam kick)	Fourth Downs	0-1	1-1
Den.	4	3:43	Loville 8 run (Elam kick)	Punts-Avg.	4-29.5	3-33.0
Den.	4	1:11	Hebron 6 run (Elam kick)	Fumbles-Lost	1-1	3-2
				Penalties-Yards	9-54	9-94
				Possession	19:01	40:59

Attendance: 74,481 · Temperature: 27 degrees

RUSHING: Jaguars - Means 10-40 (1 TD), Stewart 1-6, Brunell 3-4, Broncos - Davis 31-184 (2 TD), Loville 11-103 (2 TD), Hebron 6-23 (1 TD), Elway 1-0

PASSING: Jaguars - Brunell 32-18-203, 0 TD, 1 INT, Broncos - Elway 24-16-223, 1 TD, 0 INT

RECEIVING: Jaguars - McCardell 6-55, Smith 6-55, Stewart 3-46, Jones 1-37, Mitchell 1-7, Means 1-3, Broncos - Davis 4-11, Smith 3-99 (1 TD), McCaffrey 2-33, Green 2-32, Sharpe 2-29, Griffith 2-9, Loville 1-10

SACKS: Jaguars 3 (Simmons 2, Hudson 1), Broncos 3 (Gordon 1, Price 1, Tanuvasa 1)

INTERCEPTIONS: Jaguars 0, Broncos 1 (Gordon)



# PLAYOFF GAME SUMMARIES

## 1998 AFC WILD CARD PLAYOFF

JAGUARS 25, PATRIOTS 10  
JANUARY 3, 1999 · ALLTEL STADIUM

NEW ENGLAND PATRIOTS (9-8)	0	0	7	3	—	10
JACKSONVILLE JAGUARS (12-5)	6	6	0	13	—	25

The Jaguars hosted their first-ever home playoff game and defeated the Patriots to advance to the divisional playoffs. QB Mark Brunell returned as the starter after missing nearly three games with a high-ankle sprain. For the Patriots, QB Scott Zolak started for the injured QB Drew Bledsoe. The Patriots did not score on their eight first-half possessions. The Jaguars took advantage and scored on two K Mike Hollis field goals and a 13-yard run by RB Fred Taylor. New England scored 10 points before the Jaguars bounced back with 13 in the fourth quarter. Taylor's 162 yards rushing were the second-most in a postseason game in Jaguars' history, and his 33 attempts were the most. Hollis' four field goals without a miss extended his streak of consecutive field goals in the postseason to 12 and broke his postseason single-game record.

TEAM	QTR	TIME	SCORING PLAY	TEAM STATS	NE	JAX
Jax.	1	8:57	Hollis 35 field goal	First Downs	14	17
Jax.	1	2:01	Hollis 24 field goal	Total Yards	206	308
Jax.	2	5:58	Taylor 13 run (2-point run failed)	Rushing Yards	35	160
N.E.	3	4:27	Edwards 1 run (Vinatieri kick)	Passing Yards	171	148
N.E.	4	14:48	Vinatieri 27 field goal	Att-Comp-Int	44-21-1	34-14-0
Jax.	4	12:24	Smith 37 pass from Brunell (Hollis kick)	Third Downs	5-15	7-18
Jax.	4	5:52	Hollis 34 field goal	Fourth Downs	0-1	0-1
Jax.	4	1:44	Hollis 21 field goal	Punts-Avg.	8-47.3	6-44.8
				Fumbles-Lost	4-2	2-0
				Penalties-Yards	6-50	4-35
				Possession	28:00	32:00

Attendance: 71,139 · Temperature: 60 degrees

**RUSHING:** Jaguars - Taylor 33-162 (1 TD), Brunell 4- (-2), Patriots - Edwards 17-28 (1 TD), Shaw 1-4, Carter 1-3  
**PASSING:** Jaguars - Brunell 34-14-161, 1 TD, 0 INT, Patriots - Zolak 44-21-190, 0 TD, 1 INT

**RECEIVING:** Jaguars - McCardell 6-72, Smith 5-56 (1 TD), Mitchell 1-22, D. Jones 1-8, Shelton 1-3, Patriots - Brown 4-46, Jefferson 4-30, Simmons 3-42, Edwards 3-33, Cullors 2-17, Coates 2-10, Carter 2-3, Purnell 1-9  
**SACKS:** Jaguars 2 (Smeenge 1, Brackens 1), Patriots 2 (Spires 2)

**INTERCEPTIONS:** Jaguars 1 (Hudson), Patriots 0

## 1998 AFC DIVISIONAL PLAYOFF

JETS 34, JAGUARS 24  
JANUARY 10, 1999 · GIANTS STADIUM

JACKSONVILLE JAGUARS (12-6)	0	7	7	10	—	24
NEW YORK JETS (13-4)	7	10	14	3	—	34

The Jaguars' season ended in 26-degree temperatures in New York, with the Jets jumping out to a 17-0 lead and coasting to the win. Jacksonville's only first-half score was a 52-yard pass from QB Mark Brunell to WR Jimmy Smith on the final play. The Jaguars couldn't stop New York's WR Keyshawn Johnson, who scored both a rushing and receiving touchdown, and also intercepted a pass. With the score 31-24 late in the fourth quarter, Brunell, who threw three touchdowns and three interceptions, had a chance to tie the game late after a S Donovin Darius interception of Jets QB Vinny Testaverde in the end zone. However, the Jaguars went three-and-out and the Jets added a field goal to bring the game to 34-24. Smith caught two TD passes for the Jaguars and became the first player in franchise history to have 100 receiving yards in a playoff game (104).

TEAM	QTR	TIME	SCORING PLAY	TEAM STATS	JAX	NYJ
NYJ	1	10:26	Johnson 21 pass from Testaverde (Hall kick)	First Downs	14	29
NYJ	2	10:35	Hall 52 field goal	Total Yards	251	429
NYJ	2	0:33	Johnson 10 run (Hall kick)	Rushing Yards	95	151
Jax.	2	0:00	Smith 52 pass from Brunell (Hollis kick)	Passing Yards	156	278
NYJ	3	9:13	Martin 1 run (Hall kick)	Att-Comp-Int	31-12-3	36-24-1
Jax.	3	8:08	McCardell 3 pass from Brunell (Hollis kick)	Third Downs	4-12	10-14
NYJ	3	2:16	Martin 1 run (Hall kick)	Fourth Downs	1-2	0-0
Jax.	4	9:58	Smith 19 pass from Brunell (Hollis kick)	Punts-Avg.	3-37.0	2-34.5
Jax.	4	6:38	Hollis 37 field goal	Fumbles-Lost	1-1	2-2
NYJ	4	0:24	Hall 30 field goal	Penalties-Yards	3-25	5-38
				Possession	20:44	39:16

Attendance: 78,817 · Temperature: 26 degrees

**RUSHING:** Jaguars - Taylor 20-86, Brunell 2-9, Jets - Martin 36-124 (2 TD), Johnson 2-28 (1 TD), Testaverde 1-(-1)

**PASSING:** Jaguars - Brunell 31-12-156, 3 TDs, 3 INTs, Jets - Testaverde 36-24-284, 1 TD, 1 INT

**RECEIVING:** Jaguars - Smith 5-104 (2 TD), McCardell 4-32 (1 TD), Mitchell 2-13, Banks 1-7, Jets - Johnson 9-121 (1 TD), Martin 6-58, Chrebet 4-45, Byars 2-11, Ward 1-18, Brady 1-17, Meggett 1-14

**SACKS:** Jaguars 1 (Hardy 1, Curry 1), Jets 0

**INTERCEPTIONS:** Jaguars 1 (Darius), Jets 3 (Brown, Johnson, Smith)

## 1999 AFC DIVISIONAL PLAYOFF

JAGUARS 62, DOLPHINS 7  
JANUARY 15, 2000 · ALLTEL STADIUM

MIAMI DOLPHINS (10-8)	0	7	0	0	—	7
JACKSONVILLE JAGUARS (15-2)	24	17	14	7	—	62

Scoring on their first five possessions, the Jaguars advanced to their second AFC Championship game in four seasons with a record-setting defeat of Miami, in what would be QB Dan Marino's final game. The 62 points scored were the second-most in NFL postseason history and the most scored in an AFC playoff game, and the 55-point margin of victory was the second-largest in NFL postseason history. QB Mark Brunell returned to action after missing the season finale with a knee injury. RB Fred Taylor ran 90 yards for a touchdown, the longest in NFL postseason history. QB Jay Fiedler connected with WR Jimmy Smith for a 70-yard touchdown to take a 48-7 lead. The Jaguars scored twice more in the game, on a touchdown catch by WR Alvis Whitted and a five-yard run by RB Chris Howard. The 62 points scored were the Jaguars' highest total in franchise history.

TEAM	QTR	TIME	SCORING PLAY	TEAM STATS	MIA	JAX
Jax.	1	10:32	Smith 8 pass from Brunell (Hollis kick)	First Downs	10	21
Jax.	1	6:19	Hollis 45 field goal	Total Yards	131	520
Jax.	1	3:46	Taylor 90 run (Hollis kick)	Rushing Yards	21	257
Jax.	1	3:21	Brackens 16 fumble return (Hollis kick)	Passing Yards	110	263
Jax.	2	14:48	Taylor 39 pass from Brunell (Hollis kick)	Att-Comp-Int	41-16-2	20-12-1
Jax.	2	12:05	Stewart 25 run (Hollis kick)	Third Downs	2-13	8-16
Jax.	2	1:51	Hollis 28 field goal	Fourth Downs	0-2	0-0
Mia.	2	0:03	Gadsden 20 pass from Marino (Mare kick)	Punts-Avg.	9-39.6	5-39.0
Jax.	3	12:03	Smith 70 pass from Fiedler (Hollis kick)	Fumbles-Lost	6-5	1-1
Jax.	3	6:19	Whitted 38 pass from Fiedler (Hollis kick)	Penalties-Yards	9-88	7-51
Jax.	4	10:37	Howard 5 run (Hollis kick)	Possession	24:37	35:23

Attendance: 75,173 · Temperature: 57 degrees

**RUSHING:** Jaguars - Taylor 18-135 (1 TD), Stewart 11-62 (1 TD), Howard 15-54 (1 TD), Brunell 1-6, Shelton 1-0, Dolphins - Denson 6-10, Pritchett 2-10, Johnson 8-9, Hutton 1-(-8), Marino 1-0

**PASSING:** Jaguars - Brunell 9-5-105, 2 TDs, 0 INT; Fiedler 11-7-172, 2 TDs, 1 INT; Quinn 0-0-0, Dolphins - Marino 25-11-95, 1 TD, 2 INTs; Huard 16-5-46, 0 TD, 0 INT

**RECEIVING:** Jaguars - Smith 5-136 (2 TD), McCardell 4-52, Taylor 1-39 (1 TD), Whitted 1-38 (1 TD), Shelton 1-12, Dolphins - Gadsden 6-62 (1 TD), Konrad 3-30, McDuffie 2-19, Pritchett 2-7, Johnson 2-11, Drayton 1-2

**SACKS:** Jaguars 5 (Walker 2, Brackens 1, Leroy 1, Marts 1), Dolphins 2 (Bowens 1, Mixon 1)

**INTERCEPTIONS:** Jaguars 1 (Beasley), Dolphins 1 (Jackson)

## 1999 AFC CHAMPIONSHIP

TITANS 33, JAGUARS 14  
JANUARY 23, 2000 · ALLTEL STADIUM

TENNESSEE TITANS (16-3)	7	3	16	7	—	33
JACKSONVILLE JAGUARS (15-3)	7	7	0	0	—	14

The Jaguars' season came to a sudden end as Tennessee defeated Jacksonville for the third time in the season. A then-record crowd of 75,206 saw the Jaguars get off to a fast start, with TE Kyle Brady scoring a touchdown on a seven-yard pass from QB Mark Brunell. The Titans responded with a nine-yard touchdown catch by WR Yancey Thigpen. The Jaguars then took a 14-7 lead on a 33-yard TD run by RB James Stewart, but WR Reggie Barlow fumbled a punt that was recovered by Tennessee, leading to a 34-yard field goal for the Titans. The second half was all Tennessee, as the Titans scored 23 unanswered points and shut out the Jaguars. The Titans scored on a one-yard touchdown run by Steve McNair. After a safety on Brunell, Titans WR Derrick Mason returned the ball 80 yards for a touchdown on a free kick. The Jaguars could not recover as they committed three turnovers in the last 16 minutes of the game. Tennessee scored once more in the fourth quarter to ink the 33-14 final score.

TEAM	QTR	TIME	SCORING PLAY	TEAM STATS	TEN	JAX
Jax.	1	11:20	Brady 7 pass from Brunell (Hollis kick)	First Downs	17	20
Ten.	1	5:30	Thigpen 9 pass from McNair (Hollis kick)	Total Yards	289	360
Jax.	2	4:36	Stewart 33 run (Hollis kick)	Rushing Yards	177	144
Ten.	2	0:20	Del Greco 34 field goal	Passing Yards	112	216
Ten.	3	9:24	McNair 1 run (Del Greco kick)	Att-Comp-Int	23-14-1	38-14-2
Ten.	3	5:13	Brunell sacked by Evans and Fisk for safety	Third Downs	3-10	3-10
Ten.	3	4:56	Mason 80 free kick return (Del Greco kick)	Fourth Downs	0-0	0-2
Ten.	4	6:59	McNair 1 run (Del Greco kick)	Punts-Avg.	5-39.8	3-45.3
				Fumbles-Lost	5-3	5-4
				Penalties-Yards	5-39	9-100
				Possession	31:36	28:24

Attendance: 75,206 · Temperature: 68 degrees

**RUSHING:** Jaguars - Taylor 19-110, Stewart 3-35 (1 TD), Brunell 1-(-1), Titans - McNair 9-91 (2 TD), George 25-86

**PASSING:** Jaguars - Brunell 38-19-226, 1 TD, 2 INTs, Titans - McNair 23-14-112, 1 TD, 1 INT

**RECEIVING:** Jaguars - McCardell 6-67, Smith 5-92, Brady 5-44 (1 TD), Taylor 2-16, Jones 1-7, Titans - Harris 3-33, George 3-19, Byrd 2-19, Thigpen 2-16 (1 TD), Wycheck 2-12, Dyson 1-12, Neal 1-1

**SACKS:** Jaguars 1 (Brackens 1), Titans 3 (Bishop 1, Holmes 1, Evans 0.5), Fisk 0.5

**INTERCEPTIONS:** Jaguars 1 (Bryant), Titans 2 (Mitchell, Robertson)



# PLAYOFF GAME SUMMARIES

## 2005 AFC WILD CARD PLAYOFF

PATRIOTS 28, JAGUARS 3  
JANUARY 7, 2006 · GILLETTE STADIUM

JACKSONVILLE JAGUARS (12-5)	0	3	0	0	-	3
NEW ENGLAND PATRIOTS (11-6)	0	7	14	7	-	28

The Jaguars returned to the postseason for the first time since 1999, but saw their season end at New England with a 28-3 loss to the Patriots. The Patriots began the scoring with a six-play, 37-yard drive that was capped off with an 11-yard touchdown pass from QB Tom Brady to WR Troy Brown. The Jaguars next drive was thwarted after 33 yards when RB Alvin Pearman lost a fumble at the Patriots' 44-yard line. After two punts, the Jaguars scored their only points of the game on a K Josh Scobee 36-yard field goal with 1:05 remaining in the half. The Patriots then erupted with back-to-back touchdown drives to start the second half. Each drive ended with touchdown passes by Brady, the first to WR David Givens for three yards and the second to TE Benjamin Watson for 63 yards. On the Jaguars' ensuing drive, QB Byron Leftwich was intercepted on fourth-and-five by DB Asante Samuel, who returned the pick 73 yards for a touchdown.

TEAM	QTR	TIME	SCORING PLAY	TEAM STATS	JAX	NE
N.E.	2	12:08	Brown 11 pass from Brady (Vinatieri kick)	First Downs	15	17
Jax.	2	1:05	Scobee 36 field goal	Total Yards	292	307
N.E.	3	7:13	Givens 3 pass from Brady (Vinatieri kick)	Rushing Yards	87	118
N.E.	3	3:03	Watson 63 pass from Brady (Vinatieri kick)	Passing Yards	205	189
N.E.	4	14:46	Samuel 73 interception return (Vinatieri kick)	Att-Comp-Int	39-21-1	27-15-0
				Third Downs	1-12	7-14
				Fourth Downs	1-4	0-1
				Punts-Avg.	5-41.8	5-39.2
				Fumbles-Lost	2-1	4-0
				Penalties-Yards	8-40	4-32
				Possession	29:34	30:28

Attendance: 68,756 · Temperature: 24 degrees

**RUSHING:** Jaguars - Leftwich 3-26, Taylor 8-24, G. Jones 2-15, Garrard 2-14, Pearman 2-8, Patriots - Faulk 6-51, Dillon 17-40, Davis 1-13, Brady 2-9, Pass 1-6, Cassel 1(-1)

**PASSING:** Jaguars - Leftwich 31-18-179, 0 TDs, 1 INT; Garrard 8-3-68, 0 TDs, 0 INTs, Patriots - Brady 27-15-201, 3 TDs, 0 INTs

**RECEIVING:** Jaguars - M. Jones 6-94, Williams 4-56, Wilford 4-53, J. Smith 3-30, Taylor 3-13, Brady 1-1, Patriots - Watson 5-91 (1 TD), Faulk 4-45, Branch 2-3, Dillon 1-12, Brown 1-11 (1 TD), Givens 1-3 (1 TD), Davis 1-3

**SACKS:** Jaguars 4 (Smith 1, Peterson 1, Hayward 1, Meier 1), Patriots 6 (McGinest 4.5, Colvin 1, Seymour 0.5)

**INTERCEPTIONS:** Jaguars 0, Patriots 1 (Samuel [TD])

## 2007 AFC WILD CARD PLAYOFF

JAGUARS 31, STEELERS 29  
JANUARY 5, 2008 · HEINZ FIELD

JACKSONVILLE JAGUARS (12-5)	7	14	7	3	-	31
PITTSBURGH STEELERS (10-7)	7	0	3	19	-	29

The Jaguars got their first playoff win since the 1999 season, and their first under Head Coach Jack Del Rio, with a 31-29 victory, marking the first team to win twice in Pittsburgh in a season. The Jaguars held an 18-point lead at the start of the fourth quarter, but trailed by one with six minutes left to play. After the Jaguars forced the Steelers to punt, QB David Garrard ran for 32 yards on fourth-and-two with less than two minutes remaining. Four plays later, K Josh Scobee hit the game-winning field goal from 25 yards. DE Bobby McCray sacked Steelers QB Ben Roethlisberger on the Pittsburgh's next play and forced a fumble that was recovered by DT Derek Landri to seal the win.

TEAM	QTR	TIME	SCORING PLAY	TEAM STATS	JAX	PIT
Pit.	1	10:03	Davenport 1 run (Reed kick)	First Downs	14	24
Jax.	1	9:39	Taylor 1 run (Scobee kick)	Total Yards	239	340
Jax.	2	10:19	Mathis 63 int. (Scobee kick)	Rushing Yards	135	43
Jax.	2	8:34	Jones-Drew 43 pass from Garrard (Scobee kick)	Passing Yards	104	297
Pit.	3	9:24	Reed 28 field goal	Att-Comp-Int	21-9-2	42-29-3
Jax.	3	4:39	Jones-Drew 10 run (Scobee kick)	Third Downs	4-11	7-14
Pit.	4	14:53	Holmes 37 pass from Roethlisberger (Reed kick)	Fourth Downs	1-1	1-1
Pit.	4	10:25	Miller 14 pass from Roethlisberger (Reed kick)	Punts-Avg.	4-50.0	4-44.3
Pit.	4	6:21	Davenport 1 run (pass failed)	Fumbles-Lost	0-0	1-1
Jax.	4	0:37	Scobee 25 field goal	Penalties-Yards	6-40	5-50
				Possession	27:01	32:59

Attendance: 63,629 · Temperature: 39 degrees

**RUSHING:** Jaguars - Garrard 5-58, Taylor 16-48 (1 TD), Jones-Drew 8-29 (1 TD), Steelers - Davenport 16-25 (2 TDs), Roethlisberger 4-13, Davis 3-3, Russell 3-2

**PASSING:** Jaguars - Garrard 21-9-140, 1 TD, 2 INTs, Steelers - Roethlisberger 42-29-337, 2 TDs, 3 INTs

**RECEIVING:** Jaguars - Wilford 2-39, Williams 2-23, Lewis 2-16, Jones-Drew 1-43 (1 TD), Northcutt 1-17, Taylor 1-2, Steelers - Ward 10-135, Miller 8-85 (1 TD), Holmes 3-49 (1 TD), Davenport 2-23, Davis 2-14, Wilson 1-10, Washington 1-8, Spaeth 1-7, Russell 1-6

**SACKS:** Jaguars 6 (Mincey 1, McCray 1, Meier 1, Landri 1, Henderson 1, Spicer 1), Steelers 4 (Woodley 2, Harrison 1.5, Farrior 0.5)

**INTERCEPTIONS:** Jaguars 3 (Mathis 2 [TD], Landri), Steelers 2 (Farrior, Taylor)

## 2007 AFC DIVISIONAL PLAYOFF

PATRIOTS 31, JAGUARS 20  
JANUARY 12, 2008 · GILLETTE STADIUM

JACKSONVILLE JAGUARS (12-6)	7	7	3	3	-	20
NEW ENGLAND PATRIOTS (17-0)	7	7	14	3	-	31

The Jaguars' playoff run ended with a 31-20 loss to the Patriots at Gillette Stadium. The undefeated Patriots improved to 17-0 with the win. The first half concluded with the game knotted at 14-14, but the Jaguars were then outscored 14-3 in the third quarter by the Patriots. QB David Garrard led the Jaguars with two touchdowns, but two costly drops in the end zone in the second half led to two Jaguars field goals.

TEAM	QTR	TIME	SCORING PLAY	TEAM STATS	JAX	NE
Jax.	1	10:50	M.Jones 8 pass from Garrard (Scobee kick)	First Downs	22	24
N.E.	1	5:01	Watson 3 pass from Brady (Gostkowski kick)	Total Yards	350	403
N.E.	2	14:57	Maroney 1 run (Gostkowski kick)	Rushing Yards	80	145
Jax.	2	7:46	Wilford 6 pass from Garrard (Scobee kick)	Passing Yards	270	258
N.E.	3	8:49	Welker 6 pass from Brady (Gostkowski kick)	Att-Comp-Int	33-22-1	28-26-0
Jax.	3	4:04	Scobee 39 field goal	Third Downs	4-10	6-10
N.E.	3	0:49	Watson 9 pass from Brady (Gostkowski kick)	Fourth Downs	2-3	1-1
Jax.	4	9:44	Scobee 25 field goal	Punts-Avg.	1-50.0	1-30.0
N.E.	4	6:39	Gostkowski 35 field goal	Fumbles-Lost	2-1	0-0
				Penalties-Yards	5-42	6-74
				Possession	27:18	32:42

Attendance: 68,756 · Temperature: 37 degrees

**RUSHING:** Jaguars - Taylor 13-47, Jones-Drew 6-19, Garrard 3-14, Patriots - Maroney 22-122 (1 TD), Welker 1-13, Faulk 4-9, Brady 2-1

**PASSING:** Jaguars - Garrard 33-22-278, 2 TDs, 1 INT, Patriots - Brady 28-26-262, 3 TDs, 0 INTs

**RECEIVING:** Jaguars - Jones-Drew 6-49, Lewis 4-74, Northcutt 4-42, M. Jones 3-48 (1 TD), Wilford 2-21 (1 TD), Williams 1-25, G. Jones 1-12, Smolko 1-7, Patriots - Welker 9-54 (1 TD), Faulk 5-36, Stallworth 3-68, Gaffney 3-26, Maroney 2-40, Watson 2-12 (2 TDs), Moss 1-14, Brady 1-12

**SACKS:** Jaguars 1 (Henderson 1), Patriots 1 (Warren 1)

**INTERCEPTIONS:** Jaguars 0, Patriots 1 (Harrison)

## 2017 AFC WILD CARD PLAYOFF

JAGUARS 10, BILLS 3  
JANUARY 7, 2018 · EVERBANK FIELD

BUFFALO BILLS (9-8)	0	3	0	0	-	3
JACKSONVILLE JAGUARS (11-6)	0	3	7	0	-	10

Playing in their first postseason game since the 2007 season, and their first at home since the 1999 season, the Jaguars won a gritty AFC Wild Card game on the strength of their stingy defense. In a game that featured 17 punts, field position was key. The first three possessions by each team ended with a punt. The Jaguars then got the first turnover of the day on CB Aaron Colvin's interception of Bills QB Tyrod Taylor at the Buffalo 35-yard line early in the second quarter. Unable to capitalize, Jacksonville punted again and Buffalo then put together its longest drive of the day, covering 71 yards in 18 plays and taking up 8:06, which was capped off with a 31-yard field goal by K Stephen Hauschka, giving the Bills a 3-0 lead. On that drive, the Bills had a fourth-and-one from the three-yard line, but a neutral zone infraction gave them first-and-goal at the one. The Jacksonville defense, with the help of an offensive pass interference penalty, backed the Bills up to the 13-yard line to force the field goal. The Jaguars' last possession of the quarter covered 27 yards in six plays with K Josh Lambo kicking a 44-yard field goal to tie the game at the half. The Jaguars' best drive of the day came in the third quarter when they marched 86 yards in 15 plays - 12 runs and three passes - and used up 8:52, where QB Blake Bortles threw a one-yard touchdown pass to TE Ben Koyack in the back of the end zone on fourth-and-goal.

TEAM	QTR	TIME	SCORING PLAY	TEAM STATS	BUF	JAX
Buf	2	1:49	S. Hauschka 31 yd. Field Goal	First Downs	20	15
Jax.	2	0:02	Lambo 44 yd. Field Goal	Total Yards	263	230
Jax.	3	0:42	Koyack 1 yd. pass from Bortles (Lambo)	Rushing Yards	130	155
				Passing Yards	133	75
				Att-Comp-Int	40-18-2	23-12-0
				Third Downs	7-18	2-12
				Fourth Downs	1-1	1-1
				Punts-Avg.	8-43.4	9-44.3
				Fumbles-Lost	1-0	3-0
				Penalties-Yards	5-52	5-34
				Possession	32:37	27:23

Attendance: 69,442 · Temperature: 53 degrees

**RUSHING:** Jaguars - B. Bortles 10-88, L. Fournette 21-57, M. Lee 1-5, C. Grant 1-3, C. Ivory 1-2 Bills - L. McCoy 19-75, T. Taylor 7-27, M. Tolbert 4-15, D. Thompson 1-9, N. Peterman 1-4

**PASSING:** Jaguars - Bortles 12-23-87 (TD) Bills - Taylor 17-37-134 (INT); Peterman 1-3-14 (INT)

**RECEIVING:** Jaguars - D. Westbrook 5-48, L. Fournette 3-21, M. Lewis 3-17, B. Koyack 1-1 Bills - L. McCoy 6-44, C. Clay 3-15, D. Thompson 2-23, N. O'Leary 2-22, Z. Jones 2-20, M. Tolbert 1-10, K. Benjamin 1-9, L. Thomas 1-5

**SACKS:** Jaguars - 2.0 (M. Jackson, M. Jack) Bills - 2.0 (L. Alexander, L. Johnson)

**INTERCEPTIONS:** Jaguars 2 (A. Colvin, J. Ramsey), Bills 0



# PLAYOFF GAME SUMMARIES

## 2017 AFC DIVISIONAL PLAYOFF

JAGUARS 45, STEELERS 42  
JANUARY 14, 2018 · HEINZ FIELD

JACKSONVILLE JAGUARS (12-6)	14	14	0	17	-	45
PITTSBURGH STEELERS (13-4)	0	14	7	21	-	42

The Jaguars advanced to the AFC Championship game with a thrilling 45-42 win in Pittsburgh after storming out to an early 21-0 lead. In a game which saw Jacksonville lead by 14 points five times, the Steelers kept coming back as QB Ben Roethlisberger threw for 469 yards and five touchdowns, including 311 yards and three touchdowns in the second half. The Jaguars converted on fourth-and-one to cap off their first drive with a one-yard touchdown run by RB Leonard Fournette, before extending the lead to 14-0 on Fournette's 17-yard run. On the ensuing drive, the Steelers attempted to convert on fourth-and-one, but were stopped at the Jacksonville 25. The Jaguars then marched 75 yards in 11 plays with RB T.J. Yeldon giving them a 21-0 lead on a four-yard run. LB Telvin Smith scored the Jaguars' next points, running 50 yards on a recovered fumble forced by DE Yannick Ngakoue who sacked Roethlisberger. Roethlisberger's touchdown passes of 23 yards to WR Antonio Brown and 36 yards to WR Martavis Bryant made it 28-14 at the half. The Steelers got within seven points on their initial drive of the third quarter, marching 77 yards in 10 plays with RB Le'Veon Bell catching a 19-yard touchdown pass. In the fourth quarter, Fournette's three-yard rushing touchdown made it a 14-point game again at 35-21. Pittsburgh responded with touchdowns on its final three possessions, trailing by seven with 2:18 remaining. The Jaguars then recovered an onside kick to set up K Josh Lambo's 45-yard field goal which made it 45-35 with 1:45 left. Pittsburgh then drove 75 yards in 10 plays and scored on the game's final play, but the Jaguars sealed the victory.

TEAM	QTR	TIME	SCORING PLAY	TEAM STATS	JAX	PIT
Jax	1	10:40	Fournette 1 yd. run (Lambo kick)	First Downs	22	28
Jax	1	5:26	Fournette 18 yd. run (Lambo)	Total Yards	378	545
Jax	2	11:31	Yeldon 4 yd. run (Lambo)	Rushing Yards	164	83
Pit	2	8:20	Brown 23 yd. pass from Roethlisberger (Boswell)	Passing Yards	214	462
Jax	2	2:20	Smith 50 yd. fumble return (Lambo)	Att-Comp-Int	26-14-0	58-37-1
Pit	2	0:25	Bryant 36 yd. pass from Roethlisberger (Boswell)	Third Downs	8-14	7-16
Pit	3	9:09	Bell 19 yd. pass from Roethlisberger (Boswell)	Fourth Downs	1-1	4-6
Jax	4	10:34	Fournette 3 yd. run (Lambo kick)	Punts-Avg.	4-32.8	2-39.5
Pit	4	9:05	Brown 43 yd. pass from Roethlisberger (Boswell)	Fumbles-Lost	1-0	1-1
Jax	4	4:19	Bohanon 14 yd. pass from Bortles (Lambo)	Penalties-Yards	3-40	3-45
Pit	4	2:18	Bell 8 yd. run (Boswell kick)	Possession	28:50	31:10
Jax	4	1:45	Lambo 45 yd. Field Goal			
Pit	4	0:01	Smith-Schuster 4 yd. pass from Roethlisberger (Boswell)			

Attendance: 64,524 · Temperature: 18 degrees

**RUSHING:** Jaguars - L. Fournette 25-109, B. Bortles 5-35, T. Yeldon 5-20 Steelers - L. Bell 16-67, B. Roethlisberger 2-16

**PASSING:** Jaguars - Bortles 14-26-214 (TD) Steelers - Roethlisberger 37-58-469 (5 TDs, INT)

**RECEIVING:** Jaguars - T. Yeldon 3-57, M. Lee 3-28, L. Fournette 2-10, K. Cole 1-45, B. Koyack 1-21, J. O'Shaughnessy 1-19, T. Bohanon 1-14, A. Hurns 1-12, D. Westbrook 1-8 Steelers - V. McDonald 10-112, L. Bell 9-88, A. Brown 7-132, E. Rogers 5-42, J. Smith-Schuster 3-5, M. Bryant 2-78, J. James 1-12

**SACKS:** Jaguars - 2.0 (M. Dareus 1.0, Y. Ngakoue 1.0) Steelers - 0

**INTERCEPTIONS:** Jaguars - 1 (M. Jack) Steelers - 0



In the 2017 Wild Card Playoff, second-year CB Jalen Ramsey recorded one interception in his first ever playoff appearance, leading the Jaguars to a 10-3 victory over the Bills.

## 2017 AFC CHAMPIONSHIP

PATRIOTS 24, JAGUARS 20  
JANUARY 21, 2018 · GILLETTE STADIUM

JACKSONVILLE JAGUARS (12-7)	0	14	3	3	-	20
NEW ENGLAND PATRIOTS (15-3)	3	7	0	14	-	24

The Jaguars led for most of the game, including a 10-point lead in the fourth quarter, but two touchdown passes from QB Tom Brady to WR Danny Amendola in the final nine minutes gave the Patriots their third Super Bowl berth in four years. New England scored on its opening series with K Stephen Gostkowski's 31-yard field goal capping a 10-play drive. After punting on their initial series, the Jaguars put together back-to-back long touchdown drives, marching 76 yards in seven plays and 77 yards in 10 plays to go up 14-3 on a QB Blake Bortles to TE Marcedes Lewis four-yard pass and a RB Leonard Fournette four-yard run. Near the end of the half, the Patriots drove 85 yards in six plays to make the score 14-10 on RB James White's one-yard rushing touchdown. The Jaguars got the ball to start the second half and extended their lead to 17-10 with K Josh Lambo's 54-yard field goal to cap off a nine-play drive. The Jaguars added to their lead, 20-10, with another Lambo field goal, this time from 43 yards, following the start of the fourth quarter. Brady converted a third-and-18 pass to Amendola, and the duo then combined for a 14-yard completion to set up Amendola's nine-yard receiving touchdown at the back of the end zone. Brady and Amendola teamed up again on a four-yard touchdown pass with 2:48 left. The Jaguars' final drive ended with a failed fourth-and-15 at the New England 43-yard line, and New England then got a first-down to run out the clock.

TEAM	QTR	TIME	SCORING PLAY	TEAM STATS	JAX	NE
N.E.	1	9:21	Gostkowski 31 yd. Field Goal	First Downs	22	22
Jax	2	14:15	Lewis 4 yd. pass from Bortles (Lambo kick)	Total Yards	374	344
Jax	2	7:06	Fournette 4 yd. run (Lambo)	Rushing Yards	101	46
N.E.	2	0:55	White 1 yd. run (Gostkowski)	Passing Yards	273	298
Jax	3	10:23	Lambo 54 yd. Field Goal	Att-Comp-Int	36-23-0	39-27-0
Jax	4	14:52	Lambo 43 yd. Field Goal	Third Downs	6-15	3-12
N.E.	4	8:44	Amendola 9 yd. pass from Brady (Gostkowski)	Fourth Downs	0-1	1-1
N.E.	4	2:48	Amendola 4 yd. pass from Brady (Gostkowski)	Punts-Avg.	6-42.5	6-41.7
				Fumbles-Lost	1-0	1-1
				Penalties-Yards	6-98	1-10
				Possession	35:08	24:52

Attendance: 65,878 · Temperature: 48 degrees

**RUSHING:** Jaguars - L. Fournette 24-76, T. Yeldon 5-25, C. Grant 1-2, B. Bortles 2-2 Patriots - D. Lewis 9-34, R. Burkhead 1-5, J. White 3-04, D. Amendola 1-3, T. Brady 5-0

**PASSING:** Jaguars - Bortles 23-36-293 (TD) Patriots - Brady 26-38-290 (2 TDs), Amendola 1-1-20

**RECEIVING:** Jaguars - A. Hurns 6-80, M. Lee 4-41, C. Grant 3-59, K. Cole 2-37, L. Fournette 2-13, T. Yeldon 2-6, D. Westbrook 1-29, T. Bohanon 1-20, M. Lewis 1-4, J. O'Shaughnessy 1-4 Patriots - D. Amendola 7-84, D. Lewis 7-32, B. Cooks 6-100, J. White 3-22, C. Hogan 2-20, P. Dorsett 1-31, R. Gronkowski 1-21

**SACKS:** Jaguars - 3.0 (D. Fowler 2.0, M. Dareus 1.0) Patriots - 3.0 (K. Van Noy 1.0, T. Flowers 1.0, P. Chung 1.0)

**INTERCEPTIONS:** Jaguars 0, Patriots 0



In the 2017 Divisional Round, rookie RB Leonard Fournette helped carry the Jaguars to victory after recording 25 rushing attempts for 109 yards and three touchdowns. His three rushing touchdowns tied for first in the NFL for the most single-game rushing touchdowns by a rookie in the postseason.



# PLAYOFF GAME SUMMARIES

## 2022 AFC WILD CARD PLAYOFF

JAGUARS 31, CHARGERS 30  
JANUARY 14, 2023 · TIAA BANK FIELD

JACKSONVILLE JAGUARS (9-8)	0	7	13	11	-	31
LOS ANGELES CHARGERS (10-7)	17	10	3	0	-	30

The Jaguars returned to the postseason for the first time since 2017 in a thrilling fashion. Head Coach Doug Pederson led the team to a 31-30 victory over the Los Angeles Chargers, after coming back from a franchise-record 27-point deficit, which also marked the third-largest comeback in NFL postseason history. The Chargers scored three touchdowns and two field goals in the first half before the Jaguars got on the board. After throwing four first-half interceptions, QB Trevor Lawrence responded with four touchdown passes to re-energize the team and the home crowd. With 5:25 left in the fourth quarter, Lawrence completed a nine-yard touchdown pass to WR Christian Kirk, cutting the Jaguars deficit to four points. Lawrence then followed the touchdown with a successful two-point conversion dive into the endzone to bring the Jaguars within two points, 30-28. The Chargers were forced to punt on their next possession giving the Jaguars one more opportunity with 3:09 left in the game. After working their way downfield, RB Travis Etienne Jr. set up the game-winning field goal after an explosive 25-yard rush. K Riley Patterson made a 36-yard walk-off field goal to put Jacksonville on top by one as time expired, advancing the Jaguars to the divisional round.

TEAM	QTR	TIME	SCORING PLAY	TEAM STATS	JAX	L.A.
L.A.	1	13:33	Ekeler 13 yd. run (Dicker kick)	First Downs	24	18
L.A.	1	5:30	Dicker 22 yd. field goal	Total Yards	390	320
L.A.	1	0:44	Ekeler 6 yd. run (Dicker kick)	Rushing Yards	117	67
L.A.	2	7:12	Everett 9 yd. pass from Herbert (Dicker kick)	Passing Yards	273	253
L.A.	2	4:25	Kicker 23 yd. field goal	Att-Comp-Int	47-28-4	43-25-0
Jax.	2	0:24	Engram 9 yd. pass from Lawrence (Patterson kick)	Third Downs	2-10	8-17
Jax.	3	5:11	M. Jones 6 yd. pass from Lawrence (Patterson kick)	Fourth Downs	2-3	0-0
L.A.	3	2:58	Dicker 50 yd. field goal	Punts-Avg.	3-41.3	5-40.6
Jax.	3	0:44	Z. Jones 39 yd. pass from Lawrence (pass failed)	Fumbles-Lost	1-1	1-0
Jax.	4	5:25	Kirk 9 yd. pass from Lawrence (Lawrence run)	Penalties-Yards	3-30	7-42
Jax.	4	0:00	Patterson 36 yd. field goal	Possession	27:21	32:39

Attendance: 70,250 · Temperature: 45 degrees

RUSHING: Jaguars - Etienne 20-109, Lawrence 1-8, Chargers - Ekeler 13-35 (2 TD), Kelley 7-20, Herbert 3-12

PASSING: Jaguars - Lawrence 47-28-288, 4 TDs, 4 INTs, Chargers - Herbert 43-25-273, 1 TDs, 0 INTs

RECEIVING: Jaguars - Engram 7-93 (1 TD), Kirk 8-78 (1 TD), Z. Jones 8-74 (1 TD), M. Jones 3-29 (1TD), Etienne 1-12, Agnew 1-2, Chargers - Everett 6-109 (1 TD), Allen 6-61, Palmer 2-31, Parham 4-23, Carter 2-17, McKitty 2-16, Ekeler 2-8, Kelley 1-8

SACKS: Jaguars 3 (Hines-Allen 1, Robertson-Harris 1, Walker 0.5, Fatukasi 0.5), Chargers 2 (Mack 1, Murray 0.5, Joseph 0.5)

INTERCEPTIONS: Jaguars 0, Chargers 4

## JAGUARS ALL-TIME PLAYOFF LEADERS

Category	Player	Total	Games
Pass Attempts	Mark Brunell	244	8
Passing Yards	Mark Brunell	1,525	8
Passing TDs	Mark Brunell	10	8
Rushing Attempts	Fred Taylor	127	7
Rushing Yards	Fred Taylor	612	7
Rushing TDs	Leonard Fournette	4	3
Receptions	Keenan McCardell	41	8
Receiving Yards	Jimmy Smith	647	9
Receiving TDs	Jimmy Smith	7	9
Tackles	Kevin Hardy	72	8
Solo Tackles	Kevin Hardy	58	8
Sacks	Tony Brackens	4	7
Interceptions	Aaron Beasley	3	8
Passes Defensed	Aaron Beasley	7	8
Forced Fumbles	Tony Brackens	3	7
	Kevin Hardy	3	8
Points	Mike Hollis	70	8

## 2022 DIVISIONAL PLAYOFF

CHIEFS 27, JAGUARS 20  
JANUARY 21, 2023 · ARROWHEAD STADIUM

JACKSONVILLE JAGUARS (9-8)	7	3	0	10	-	20
KANSAS CITY CHIEFS (14-3)	7	10	3	7	-	27

The Jaguars' playoff run was put to an end with a 27-20 loss to the Chiefs at Arrowhead Stadium. The Chiefs outscored the Jaguars 17-10 in the first half, and each team added 10 points each in the second half. The Jaguars scored on the opening drive of the fourth quarter with a four-yard rush by RB Travis Etienne Jr., putting the Jaguars within three points of the Chiefs, 20-17. Chiefs QB Patrick Mahomes responded by completing a touchdown pass to WR Marquez Valdes-Scantling to extend Kansas City's lead back to 10. With 30 seconds remaining on the clock, K Riley Patterson made a 48-yard field goal.

TEAM	QTR	TIME	SCORING PLAY	TEAM STATS	JAX	K.C.
K.C.	1	7:56	Kelce 8 yd. pass from Mahomes (Butker kick)	First Downs	20	23
Jax.	1	5:04	Kirk 10 yd. pass from Lawrence (Patterson kick)	Total Yards	349	362
K.C.	2	14:09	Butker 50 yd. field goal	Rushing Yards	144	144
K.C.	2	3:54	Kelce 1 yd. pass from Henne (Butker kick)	Passing Yards	205	218
Jax.	2	0:27	Patterson 41-yd field goal	Att-Comp-Int	39-24-1	37-27-0
K.C.	3	0:08	Butker 50 yd. field goal	Third Downs	7-13	6-12
Jax.	4	11:49	Etienne 4 yd. run (Patterson kick)	Fourth Downs	0-0	0-0
K.C.	4	7:08	Valdez-Scantling 6 yd. pass from Mahomes (Butker kick)	Punts-Avg.	4-47.8	4-50.8
Jax.	4	0:25	Patterson 48 yd. field goal	Fumbles-Lost	1-1	0-0
				Penalties-Yards	5-40	3-30
				Possession	24:59	35:01

Attendance: 73,220 · Temperature: 37 degrees

RUSHING: Jaguars - Etienne 10-62 (1 TD), Hasty 4-36, Lawrence 3-26, Kirk 1-18, Agnew 1-2, Chiefs - Pacheco 12-95, McKinnon 11-25, Toney 1-14, Mahomes 3-8, Moore 1-3

PASSING: Jaguars - Lawrence 39-24-217, 1 TD, 1 INT, Chiefs - Mahomes 30-22-195, 2 TDs, 0 INT, Henne 7-5-23, 1 TD, 0 INT

RECEIVING: Jaguars - Kirk 7-52, Z. Jones 5-83, Engram 5-31, Etienne 3-18, Agnew 2-5, M. Jones 1-21, Hasty 1-7, Chiefs - Kelce 14-98 (2 TD), Toney 5-36, Smith Schuster 2-29, Gray 1-27, Ju. Watson 1-12, Valdes-Scantling 1-6 (1 TD), Pacheco 1-6, Bell 1-4

SACKS: Jaguars 0, Chiefs 2 (Clark 1, Nnadi 1)

INTERCEPTIONS: Jaguars 0, Chiefs 1 (Ja. Watson)

## OVERALL PLAYOFF APPEARANCES

Seasons the Jaguars made the NFL Playoffs: 7 (1996, 1997, 1998, 1999, 2005, 2007, 2017 and 2022)

Total games in the NFL Playoffs: 16 (8-8)



Appearances in the AFC WILD CARD ROUND: 7 (5-2)

DATE	OPPONENT	RESULT	SCORE
12/28/1996	at Buffalo	WIN	30-27
12/27/1997	at Denver	LOSS	17-42
1/03/1999	vs. NEW ENGLAND	WIN	25-10
1/07/2006	at New England	LOSS	3-28
1/05/2008	at Pittsburgh	WIN	31-29
1/07/2018	vs. Buffalo	WIN	10-3
1/14/23	vs. L.A. Chargers	WIN	31-30



Appearances in the AFC DIVISIONAL ROUND: 6 (3-3)

DATE	OPPONENT	RESULT	SCORE
1/04/1997	at Denver	WIN	30-27
1/10/1999	at N.Y. Jets	LOSS	24-34
1/15/2000	vs. MIAMI	WIN	62-7
1/12/2008	at New England	LOSS	20-31
1/14/2018	at Pittsburgh	WIN	45-42
1/21/23	at Kansas City	LOSS	27-20



Appearances in the AFC CHAMPIONSHIP GAME: 3 (0-3)

DATE	OPPONENT	RESULT	SCORE
1/12/1997	at New England	LOSS	6-20
1/23/2000	vs. TENNESSEE	LOSS	14-33
1/21/2018	at New England	LOSS	20-24



# ATTENDANCE AND WEATHER RECORDS

## ANNUAL ATTENDANCE NUMBERS

Year	Home Total (Average)	Road Total (Average)	Total (Average)
2024*	526,118 (65,765)	588,355 (65,373)	1,114,473 (65,557)
2023*	621,281 (69,031)	529,302 (66,163)	1,150,583 (67,681)
2022*	531,675 (66,459)	599,053 (66,561)	1,130,728 (66,513)
2021*	539,716 (59,968)	530,775 (66,347)	1,070,491 (62,970)
2020*	127,355 (15,919)##	34,324 (3,579)##	155,987 (9,749)
2019*	504,686 (63,086)	509,989 (63,749)	1,014,675 (63,417)
2018*	554,814 (69,352)	467,619 (58,452)	1,022,433 (63,902)
2017*	514,427 (64,303)	535,141 (66,893)	1,049,568 (65,598)
2016*	517,172 (64,467)	514,067 (64,258)	1,031,239 (64,492)
2015*	514,268 (64,284)	542,243 (67,781)	1,056,511 (66,032)
2014*	524,335 (65,541)	542,292 (67,786)	1,066,627 (66,664)
2013*	503,140 (62,892)	525,079 (65,634)	1,028,219 (64,263)
2012	519,872 (64,984)	490,698 (61,337)	1,010,570 (63,160)
2011	498,655 (62,331)	551,000 (68,875)	1,049,655 (65,603)
2010	504,262 (63,033)	557,341 (69,688)	1,061,603 (66,351)
2009	397,214 (49,652)	553,947 (69,243)	951,161 (59,448)
2008	522,778 (65,347)	531,535 (66,442)	1,054,313 (65,895)
2007	522,261 (65,283)	544,420 (68,053)	1,066,681 (66,668)
2006	534,866 (66,858)	569,186 (71,148)	1,104,052 (69,003)
2005	525,519 (65,690)	512,337 (64,042)	1,037,856 (64,866)
2004	555,464 (69,433)	496,092 (62,012)	1,051,556 (65,722)
2003	449,700 (56,213)	552,556 (69,070)	1,002,256 (62,641)
2002	450,216 (56,277)	525,010 (65,626)	975,226 (60,952)
2001	483,542 (60,443)	504,237 (63,030)	987,779 (61,736)
2000	482,510 (60,314)	509,447 (63,681)	991,957 (61,997)
1999	540,805 (67,601)	524,545 (65,568)	1,065,350 (66,584)
1998	561,472 (70,184)	490,956 (61,370)	1,052,428 (65,777)
1997	557,547 (69,693)	420,543 (52,568)	978,090 (61,130)
1996	533,533 (66,692)	382,383 (47,798)	915,916 (57,245)
1995	554,814 (69,352)	467,619 (58,452)	1,022,433 (63,902)

\* Includes home game in London as part of the NFL's International Series  
 #Jaguars home games were limited to 25 percent capacity due to COVID-19  
 ##Five of Jacksonville's eight road games had zero fans due to COVID-19

## INTERNATIONAL SERIES CROWDS

In 2007, the NFL International Series commenced with teams playing regular season games at Wembley Stadium in London, U.K. Jacksonville, which has participated in the International Series annually since 2013, has posted four of the top five NFL crowds at Wembley Stadium, including the venue's largest attendance for such an event on Oct. 20, 2024 vs. New England (86,651).

### NFL INTERNATIONAL SERIES ATTENDANCE RECORDS

Rk.	Date	Matchup/Result	Attendance
1.	Oct. 20, 2024	Jacksonville 32, New England 16	86,651
2.	Oct. 30, 2022	Denver 21, Jacksonville 17	86,215
3.	Oct. 28, 2018	Philadelphia 24, Jacksonville 18	85,870
4.	Oct. 1, 2023	Jacksonville 23, Atlanta 7	85,716
5.	Oct. 14, 2018	Seattle 27, Oakland 3	84,922
6.	Nov. 3, 2019	Houston 26, Jacksonville 3	84,771
7.	Sept. 24, 2017	Jacksonville 44, Baltimore 7	84,592
8.	Oct. 30, 2016	Washington 27, Cincinnati 27	84,448
9.	Oct. 1, 2017	New Orleans 20, Miami 0	84,423
10.	Oct. 21, 2018	L.A. Chargers 20, Tennessee 19	84,301
11.	Oct. 25, 2009	New England 35, Tampa Bay 7	84,254
12.	Oct. 25, 2015	Jacksonville 34, Buffalo 31	84,021
13.	Oct. 28, 2012	New England 45, St. Louis 7	84,004



In 2024, the Jaguars defeated New England, 32-16, at Wembley Stadium in front of a record-setting crowd of 86,651. WR Parker Washington returned a punt for a 96-yard touchdown, the first special teams touchdown since the NFL London games began in 2007. His 96-yard punt return marked the longest in the NFL in 2024 and in franchise history.

## SINGLE-GAME ATTENDANCE RECORDS

The Jaguars have played at EverBank Stadium, most recently known as TIAA Bank Field (2018-2022), EverBank Field (2010-17), Jacksonville Municipal Stadium (1995-96, 2007-09) and Alltel Stadium (1997-2006), since the franchise's inaugural season in 1995. The stadium originally opened with a seating capacity of 73,000, which later expanded to 76,867. Since 2014, the Jaguars removed more than 12,000 seats as part of renovations to install a pool deck, end zone cabanas and upgraded club suites. The largest crowd ever at EverBank Stadium was 85,413 for an NCAA football game between Florida State and Alabama on Sept. 29, 2007. The capacity for Jaguars games at EverBank Stadium will be reduced from its previous figure of 67,814 for the 2025 season due to Stadium of the Future renovations.

### HOME ATTENDANCE RECORDS (EverBank Stadium)

Rk.	Date	Opponent	Result	Attendance
1.	Dec. 5, 2004	Pittsburgh Steelers	L, 17-16	76,877
2.	Jan. 23, 2000*	Tennessee Titans	L, 33-14	75,206
3.	Jan. 15, 2000*	Miami Dolphins	W, 62-7	75,173
4.	Dec. 28, 1998	Pittsburgh Steelers	W, 21-3	74,143
5.	Oct. 12, 1998	Miami Dolphins	W, 28-21	74,051
6.	Dec. 7, 1997	New England Patriots	L, 26-20	73,446
7.	Oct. 3, 2004	Indianapolis Colts	L, 24-17	73,114
8.	Sept. 22, 1997	Pittsburgh Steelers	W, 30-21	73,016
9.	Sept. 1, 1995	Houston Oilers	L, 10-3	72,363
10.	Nov. 15, 1998	Tampa Bay Buccaneers	W, 29-24	72,974

### ROAD ATTENDANCE RECORDS

Rk.	Date	Opponent	Result	Attendance
1.	Oct. 14, 2018	Dallas Cowboys	L, 40-7	90,767
2.	Oct. 1, 2006	Washington	L, 36-30 (OT)	89,450
3.	Oct. 31, 2010	Dallas Cowboys	W, 35-17	81,395
4.	Sept. 14, 2014	Washington	L, 41-10	80,037
5.	Sept. 19, 2011	New York Jets	L, 32-3	78,834
6.	Jan. 10, 1999*	New York Jets	L, 34-24	78,817
7.	Nov. 28, 2010	New York Giants	L, 24-20	78,533
8.	Nov. 3, 2002	New York Giants	L, 24-17	78,337
9.	Oct. 11, 1999	New York Jets	W, 16-6	78,216
10.	Nov. 8, 2015	New York Jets	L, 28-23	78,160

\* Postseason game

## EXTREME CONDITIONS

### WARMEST GAMES

Rk.	Date	Opponent	Result	Temp.
1.	Sept. 16, 2018	New England Patriots	W, 31-20	97
2.	Sept. 8, 2024	at Miami Dolphins	L, 20-17	91
	Sept. 8, 2019	Kansas City Chiefs	L, 40-26	91
4.	Sept. 11, 2016	Green Bay Packers	L, 27-23	90
	Sept. 12, 2010	Denver Broncos	W, 24-17	90
6.	Sept. 26, 2010	Philadelphia Eagles	L, 28-3	89
	Sept. 23, 2018	Tennessee Titans	L, 9-6	89
8.	Oct. 7, 2012	Chicago Bears	L, 41-3	88
	Sept. 16, 2007	Atlanta Falcons	W, 13-7	88
	Sept. 20, 1998	at Tennessee Titans	W, 27-22	88
	Sept. 6, 1998	at Chicago Bears	W, 24-23	88
12.	Sept. 17, 2023	Kansas City Chiefs	L, 17-9	87
	Sept. 29, 2019	at Denver Broncos	W, 26-24	87
	Sept. 11, 2011	Tennessee Titans	W, 16-14	87
	Oct. 6, 2002	Philadelphia Eagles	W, 28-25	87
	Sept. 29, 2002	New York Jets	W, 28-3	87
	Sept. 8, 1996	Houston Texans	L, 34-27	87

### COLDEST GAMES

Rk.	Date	Opponent	Result	Temp.
1.	Dec. 17, 2000	at Cincinnati Bengals	L, 17-14	9
2.	Dec. 19, 2004	at Green Bay Packers	W, 28-25	12
3.	Jan. 3, 2010	at Cleveland Browns	L, 23-17	16
4.	Jan. 14, 2018*	at Pittsburgh Steelers	W, 45-42	18
5.	Dec. 7, 2008	at Chicago Bears	L, 23-10	19
6.	Dec. 31, 2017	at Tennessee Titans	L, 15-10	23
	Dec. 23, 2000	at New York Giants	L, 28-25	23
8.	Jan. 7, 2006	at New England Patriots	L, 28-3	24
9.	Dec. 14, 2003	at New England Patriots	L, 27-13	25
10.	Jan. 10, 1999*	at New York Jets	L, 34-24	26

\* Postseason game  
 (All degrees in Fahrenheit)



# PRIME-TIME GAMES

## PRIME TIME BY DAY

### SUNDAY NIGHT (5-7)

Sept. 24, 1995 vs. Green Bay (TNT)	L	24-14
Dec. 15, 1996 vs. Seattle (ESPN)	W	20-13
Dec. 20, 1998 at Minnesota (ESPN)	L	50-10
Nov. 21, 1999 vs. New Orleans (ESPN)	W	41-23
Oct. 8, 2000 vs. Baltimore (ESPN)	L	15-10
Nov. 19, 2000 at Pittsburgh (ESPN)	W	34-24
Nov. 3, 2002 at New York Giants (ESPN)	L	24-17
Nov. 30, 2003 vs. Tampa Bay (ESPN)	W	17-10
Dec. 5, 2004 vs. Pittsburgh (ESPN)	L	17-16
Oct. 9, 2005 vs. Cincinnati (ESPN)	W	23-20
Oct. 5, 2008 vs. Pittsburgh (NBC)	L	26-21
Dec. 17, 2023 vs. Baltimore (NBC)	L	23-7

### THURSDAY NIGHT (7-9)

Dec. 2, 1999 vs. Pittsburgh (ESPN)	W	20-6
Oct. 18, 2001 vs. Buffalo (ESPN)	L	13-10
Dec. 18, 2008 vs. Indianapolis (NFL Network)	L	31-24
Dec. 17, 2009 vs. Indianapolis (NFL Network)	L	35-31
Dec. 15, 2011 at Atlanta (NFL Network)	L	41-14
Nov. 8, 2012 vs. Indianapolis (NFL Network)	L	27-10
Dec. 5, 2013 vs. Houston (NFL Network)	W	27-20
Dec. 18, 2014 vs. Tennessee (NFL Network)	W	21-13
Nov. 19, 2015 vs. Tennessee (NFL Network)	W	19-13
Oct. 27, 2016 at Tennessee (NFL Network)	L	36-22
Dec. 6, 2018 at Tennessee (NFL Network)	L	30-9
Dec. 19, 2019 vs. Tennessee (NFL Network)	W	20-7
Sept. 24, 2020 vs. Miami (NFL Network)	L	31-13
Sept. 30, 2021 at Cincinnati (NFL Network)	L	24-21
Dec. 22, 2022 at New York Jets (Amazon Prime)	W	19-3
Oct. 19, 2023 at New Orleans (Amazon Prime)	W	31-24

### MONDAY NIGHT (8-9)

Sept. 22, 1997 vs. Pittsburgh (ABC)	W	30-21
Oct. 12, 1998 vs. Miami (ABC)	W	28-21
Dec. 28, 1998 vs. Pittsburgh (ABC)	W	21-3
Oct. 11, 1999 at New York Jets (ABC)	W	16-6
Dec. 13, 1999 vs. Denver (ABC)	W	27-24
Sept. 25, 2000 at Indianapolis (ABC)	L	43-14
Oct. 16, 2000 at Tennessee (ABC)	L	27-13
Dec. 3, 2001 vs. Green Bay (ABC)	L	28-21
Sept. 18, 2006 vs. Pittsburgh (ESPN)	W	9-0
Nov. 20, 2006 vs. New York Giants (ESPN)	W	26-10
Oct. 22, 2007 vs. Indianapolis (ESPN)	L	29-7
Dec. 1, 2008 at Houston (ESPN)	L	30-17
Oct. 18, 2010 vs. Tennessee (ESPN)	L	30-3
Oct. 24, 2011 vs. Baltimore (ESPN)	W	12-7
Dec. 5, 2011 vs. San Diego (ESPN)	L	38-14
Dec. 4, 2023 vs. Cincinnati (ESPN)	L	34-31 (OT)
Sept. 23, 2024 at Buffalo (ESPN)	L	47-10

### SATURDAY NIGHT (1-0)

Jan. 7, 2023 vs. Tennessee (ESPN)	W	20-16
-----------------------------------	---	-------

YEAR	SEASON RECORD	PRIME TIME	NETWORK
1995	4-12	1	TNT
1996	9-7	1	ESPN
1997	11-5	1	ABC
1998	11-5	3	ESPN, ABC (2)
1999	14-2	4	ESPN (2), ABC (2)
2000	7-9	4	ABC (2), ESPN (2)
2001	6-10	2	ESPN, ABC
2002	6-10	1	ESPN
2003	5-11	1	ESPN
2004	9-7	1	ESPN
2005	12-4	1	ESPN
2006	8-8	2	ESPN (2)
2007	11-5	1	ESPN
2008	5-11	3	NBC, ESPN, NFL Network
2009	7-9	1	NFL Network
2010	8-8	1	ESPN
2011	5-11	3	ESPN (2), NFL Network
2012	2-14	1	NFL Network
2013	4-12	1	NFL Network
2014	3-13	1	NFL Network
2015	5-11	1	NFL Network
2016	3-13	1	NFL Network
2017	10-6	0	---
2018	5-11	1	NFL Network
2019	6-10	1	NFL Network
2020	1-15	1	NFL Network
2021	3-14	1	NFL Network
2022	9-8	2	Amazon Prime, ESPN
2023	9-8	3	NBC, Amazon Prime, ESPN
2024	4-13	1	ESPN

## DUAL AFTER DARK

Jacksonville has played in 46 nationally-televised prime-time games in the franchise's 30-season history, posting a 21-25 (.457) record in prime-time contests.

In prime-time matchups, the Jaguars have gone **17-14** (.548) at home and **4-10** (.286) on the road. Jacksonville has played 14 of its last 21 prime-time contests at home.

The Jaguars own an **8-9** (.471) record on Monday Night Football, a **5-7** (.417) record on Sunday Night Football, a **7-9** (.438) record on Thursday Night Football and a **1-0** (1.00) record on Saturday Night Football.

Date	Opponent	Network	Result
<b>Sept. 23, 2024</b>	at <b>Buffalo</b>	<b>ESPN</b>	<b>L, 47-10</b>
Dec. 17, 2023	Baltimore #	NBC	L, 23-7
<b>Dec. 4, 2023</b>	<b>Cincinnati</b>	<b>ESPN</b>	<b>L, 34-31(OT)</b>
Oct. 19, 2023	at New Orleans*	Amazon Prime	W, 31-24
Jan. 7, 2023	Tennessee+	ESPN	W, 20-16
Dec. 22, 2022	at N.Y. Jets*	Amazon Prime	W, 19-3
Sept. 30, 2021	at Cincinnati	NFL Network	L, 24-21
Sept. 24, 2020	Miami	NFL Network	L, 31-13
Sept. 19, 2019	Tennessee*	NFL Network	W, 20-7
Dec. 6, 2018	at Tennessee*	NFL Network	L, 30-9
Oct. 27, 2016	at Tennessee*	NFL Network	L, 36-22
Nov. 19, 2015	Tennessee*	NFL Network	W, 19-13
Dec. 18, 2014	Tennessee*	NFL Network	W, 21-13
Dec. 5, 2013	Houston*	NFL Network	W, 27-20
Nov. 8, 2012	Indianapolis*	NFL Network	L, 27-10
Dec. 15, 2011	at Atlanta*	NFL Network	L, 41-14
<b>Dec. 5, 2011</b>	<b>San Diego</b>	<b>ESPN</b>	<b>L, 38-14</b>
<b>Oct. 24, 2011</b>	<b>Baltimore</b>	<b>ESPN</b>	<b>W, 12-7</b>
<b>Oct. 18, 2010</b>	<b>Tennessee</b>	<b>ESPN</b>	<b>L, 30-3</b>
Dec. 17, 2009	Indianapolis*	NFL Network	L, 35-31
Dec. 18, 2008	Indianapolis*	NFL Network	L, 31-24
<b>Dec. 1, 2008</b>	at <b>Houston</b>	<b>ESPN</b>	<b>L, 30-17</b>
Oct. 5, 2008	Pittsburgh #	NBC	L, 26-21
<b>Oct. 22, 2007</b>	<b>Indianapolis</b>	<b>ESPN</b>	<b>L, 29-4</b>
<b>Nov. 20, 2006</b>	<b>N.Y. Giants</b>	<b>ESPN</b>	<b>W, 26-10</b>
<b>Sept. 18, 2006</b>	<b>Pittsburgh</b>	<b>ESPN</b>	<b>W, 9-0</b>
Oct. 9, 2005	Cincinnati #	ESPN	W, 23-20
Dec. 5, 2004	Pittsburgh #	ESPN	L, 17-16
Nov. 30, 2003	Tampa Bay #	ESPN	W, 17-10
Nov. 3, 2002	at N.Y. Giants #	ESPN	L, 24-17
<b>Dec. 3, 2001</b>	<b>Green Bay</b>	<b>ABC</b>	<b>L, 28-21</b>
Oct. 18, 2001	Buffalo*	ESPN	L, 13-10
Nov. 19, 2000	at Pittsburgh #	ESPN	W, 34-24
<b>Oct. 16, 2000</b>	at <b>Tennessee</b>	<b>ABC</b>	<b>L, 27-13</b>
Oct. 8, 2000	Baltimore #	ESPN	L, 15-10
<b>Sept. 25, 2000</b>	at <b>Indianapolis</b>	<b>ABC</b>	<b>L, 43-14</b>
<b>Dec. 13, 1999</b>	<b>Denver</b>	<b>ABC</b>	<b>W, 27-24</b>
Dec. 2, 1999	Pittsburgh*	ESPN	W, 20-6
Nov. 21, 1999	New Orleans #	ESPN	W, 41-23
<b>Oct. 11, 1999</b>	at <b>N.Y. Jets</b>	<b>ABC</b>	<b>W, 16-6</b>
<b>Dec. 28, 1998</b>	<b>Pittsburgh</b>	<b>ABC</b>	<b>W, 21-3</b>
Dec. 20, 1998	at Minnesota #	ESPN	L, 50-10
<b>Oct. 12, 1998</b>	<b>Miami</b>	<b>ABC</b>	<b>W, 28-21</b>
<b>Sept. 22, 1997</b>	<b>Pittsburgh</b>	<b>ABC</b>	<b>W, 30-21</b>
Dec. 15, 1996	Seattle #	ESPN	W, 20-13
Sept. 24, 1995	Green Bay #	TNT	L, 24-14

**BOLD:** Monday night game

\* Thursday night game

+ Saturday night game

# Sunday night game



On January 7, 2023, Jacksonville rallied to defeat Tennessee, 20-16, to clinch the AFC South division title and send the Jaguars to the playoffs. The victory was sealed by DE Josh Hines-Allen's 37-yard scoop-and-score to put the Jaguars on top with 2:51 left in the game.



# OVERTIME GAMES

## OVERTIME RECORD

LOCATION	W	L	T	WON TOSS	LOST TOSS
HOME	5	2	0	7	0
ROAD	4	9	0	5	8
TOTALS	9	11	0	12	8

### Sept. 22, 1996 — at New England 28, Jacksonville 25

After spotting New England a 22-0 lead, the Jaguars rallied in the second half, scoring three touchdowns on 51-, 41- and 61-yard completions from QB Mark Brunell, and a K Mike Hollis field goal to tie the score at 25-25. The Patriots had the only possession in overtime and won on a 40-yard field goal by K Adam Vinatieri.

### Nov. 24, 1996 — Jacksonville 28, at Baltimore 25

The Ravens led 25-10 going into the fourth quarter. After a touchdown pass from QB Mark Brunell to TE Pete Mitchell, the defense recovered a fumble at the Ravens' 19-yard line. Brunell found WR Willie Jackson six plays later, and Brunell ran in for the two-point conversion to tie the game at 25-25 with 1:24 remaining. The Jaguars won the toss, but were forced to punt. The Ravens then fumbled, and Jacksonville drove down the field, with K Mike Hollis winning the game with a 34-yard field goal.

### Oct. 26, 1997 — at Pittsburgh 23, Jacksonville 17

The Jaguars took a 10-0 lead into the second half, but Pittsburgh came back to go up 14-10 in the fourth quarter. After a QB Mark Brunell TD pass to TE Pete Mitchell, the Jaguars regained the lead, 17-14. The Steelers scored on a 19-yard field goal at the end of the fourth quarter to tie the game 17-17. The Steelers won the toss and scored on a 17-yard shovel pass from QB Kordell Stewart to RB Jerome Bettis.

### Oct. 29, 2000 — Jacksonville 23, at Dallas 17

The Jaguars ended a five-game losing streak with a 23-17 overtime road victory over the Cowboys, with WR Alvis Whitted scoring on a 37-yard pass from QB Mark Brunell on the first series of overtime for his second touchdown of the game. Brunell threw for three TDs and tied a team record for passing accuracy, as he completed 20 of 24 passes. TE Kyle Brady caught 10 of those passes for 134 yards, as he eclipsed the 100-yard mark for the second straight week.

### Nov. 14, 2004 — at Jacksonville 23, Detroit 17

The Jaguars continued their dramatic play with a 23-17 overtime win over the Detroit Lions at ALLTEL Stadium. QB David Garrard started his first game since 2002 in place of injured QB Byron Leftwich and led the team with 198 yards passing and two touchdowns. WR Jimmy Smith caught the game-winning 36-yard touchdown pass from Garrard in overtime. The Lions erased a 17-3 fourth quarter lead with two punt returns for a touchdown by WR Eddie Drummond.

### Sept. 25, 2005 — Jacksonville 26, at New York Jets 20

The Jaguars defeated the New York Jets 26-20 on a game-winning 36-yard touchdown pass from QB Byron Leftwich to WR Jimmy Smith at the Meadowlands. Both teams began the overtime with interceptions and after forcing the Jets to punt on their third drive, Leftwich threw 36 yards for the game-winner.

### Oct. 16, 2005 — Jacksonville 23, at Pittsburgh 17

The Jaguars defeated the Steelers 23-17 in Pittsburgh on a dramatic 41-yard interception return for a touchdown by CB Rashean Mathis in overtime. The Steelers won the toss and WR Quincy Morgan returned the kickoff 74 yards. On third down QB Tommy Maddox fumbled the snap and DE Reggie Hayward recovered the ball. The Jaguars stalled on offense and P Chris Hanson recorded his team record-tying ninth punt of the game. Two plays later Mathis ended the game with his interception.

### Oct. 1, 2006 — at Washington 36, Jacksonville 30

Jacksonville erased a 10-point deficit in the fourth quarter to force overtime, but Washington scored on the opening possession of the extra period on a 68-yard touchdown reception by WR Santana Moss from QB Mark Brunell to claim a 36-30 win at FedExField.

### Sept. 28, 2008 — at Jacksonville 30, Houston 27

The Jaguars and Texans both scored 10 points in the fourth quarter to force overtime, but the Jaguars won the toss and QB David Garrard drove the Jaguars 51 yards in six plays and K Josh Scobee connected on a 37-yard field goal for the game winner.

### Oct. 18, 2009 — at Jacksonville 23, St. Louis 20

The Jaguars won the toss in overtime and never gave the football up in a 23-20 victory over the Rams. Starting from the 20-yard line, QB David Garrard engineered a 13 play, 62-yard drive, which included a mixture of passes and runs to set up the 36-yard game-winning field goal by K Josh Scobee.

### Dec. 26, 2010 — Washington 20, at Jacksonville 17

The Jaguars got the ball first, but they began at their own 11 following a miscue on the kickoff return. On third-down QB David Garrard's pass was intercepted by CB Kevin Barnes at Jacksonville's 22-yard line, and three plays later K Graham Gano hit the game-winner from 31 yards.

### Sept. 9, 2012 — at Minnesota 26, Jacksonville 23

After the Jaguars took a 23-20 lead with 20 seconds left, Minnesota took advantage of a short kickoff to start at its 31-yard line with 14 seconds remaining. QB Christian Ponder completed passes for 26 and six yards to reach the Jacksonville 37-yard line, where K Blair Walsh booted a 55-yard field goal to tie the game at 23-23 as time expired in regulation. In overtime, the Vikings used eight plays to advance 55 yards, setting up Walsh's fourth field goal from 38 yards. The Vikings defense then held the Jaguars, as the offense failed to gain a first-down.

### Oct. 21, 2012 — at Oakland 26, Jacksonville 23

For the second time in six games, the Jaguars suffered a heart-breaking overtime loss on the road. The Jaguars had the first possession of overtime, and on third-down QB Chad Henne completed a pass to WR Cecil Shorts who fumbled the ball. The Raiders recovered at the Jacksonville 21-yard line, where K Sebastian Janikowski kicked a 40-yard field goal to win the game.

### Nov. 18, 2012 — at Houston 43, Jacksonville 37

In overtime, Houston won the coin toss and took 14 plays to set up K Shayne Graham's third field goal from 25 yards. The Jaguars responded with an 11-play, 53-yard drive capped off by K Josh Scobee's third field goal that followed a fourth-and-10 conversion and a 28-yard run by RB Jalen Parmele to Houston's six-yard line. With the score tied at 37-37 CB Derek Cox intercepted QB Matt Schaub on the next series to set the Jaguars up at the Houston 47, but this time the Jaguars' 4th-and-10 conversion failed. Two plays later, Schaub hit WR Andre Johnson with a short pass that he took 48 yards for the game-winner.

### Oct. 4, 2015 — at Indianapolis 16, Jacksonville 13

After the Jaguars took a 13-10 lead into the second half, Indianapolis scored a 32-yard field goal in the third quarter to tie the game 13-13. Both teams punted in each of their first possessions to start overtime. On their next drive, the Jaguars advanced to the Colts' 30-yard line, but K Jason Myers missed a 48-yard field goal attempt on fourth-and-eight with 8:18 remaining in the overtime period. Six plays later, Colts K Adam Vinatieri kicked the game-winning 27-yard field goal to seal the 16-13 victory.

### Oct. 1, 2017 — at New York Jets 23, Jacksonville 20

The Jaguars lost in overtime on the road against the New York Jets. Both teams punted on their first two possessions to begin overtime. The Jaguars' third series began at their own three-yard line after a 70-yard punt and a penalty. The Jets forced the punt and regained possession at the Jaguars 25-yard line following another penalty. Four plays later, Jets K Chandler Catanzaro kicked the 41-yard game-winning field goal with 32 seconds left in overtime.

### Nov. 12, 2017 — Jacksonville 20, Los Angeles Chargers 17

The Jaguars defeated the Los Angeles Chargers 20-17 on a game-winning 30-yard field goal by K Josh Lambo. The Jaguars had possession first, but were forced to punt. Two plays later, Chargers QB Philip Rivers was intercepted by CB A.J. Bouye, who returned the ball 51 yards to the Chargers' two-yard line. A taunting penalty backed them up to the 17, from where Lambo kicked the game-winner.

### Dec. 6, 2020 — at Minnesota 27, Jacksonville 24

The Jaguars lost in overtime on the road against the Vikings, 27-24. WR Laviska Shenault Jr. scored the first touchdown for Jacksonville, and LB Joe Schobert started the second half with a pick-six to go up, 16-6. After the Vikings took a 24-16 lead with 3:50 remaining, RB James Robinson scored on a one-yard run and QB Mike Glennon connected with WR Collin Johnson to tie the game, 24-24. The Vikings eventually won in overtime on a 23-yard field goal with 1:49 remaining.

### Dec. 18, 2022 — at Jacksonville 40, Dallas 34

The Jaguars defeated the Cowboys in overtime after coming back from a 27-10 deficit, tied for the third-largest comeback in franchise history. Dallas recovered a fumble by QB Trevor Lawrence with 1:38 left in the fourth quarter, but the Jaguars defense forced Dallas to punt with 1:12 remaining. The Jaguars offense put together a seven play, 41-yard drive capped off by a 48-yard field goal by K Riley Patterson to send the game to overtime. The Jaguars won the toss but were forced to punt. On the fourth play of the Cowboys drive, S Rayshawn Jenkins intercepted QB Dak Prescott's pass and returned it 52 yards for a touchdown to notch the win.

### Dec. 4, 2023 — Cincinnati 34, at Jacksonville 31

The Jaguars lost in overtime on Monday Night Football against the Bengals, 34-31. RB Travis Etienne Jr. scored the first touchdown to put Jacksonville ahead, 7-0. TE Evan Engram recorded a 22-yard receiving touchdown to tie the game, 14-14 at halftime. After the Bengals took a 31-28 lead with 2:28 in the fourth quarter, K Brandon McManus kicked a 40-yard field goal to send the game to overtime. After failing to convert on third-down, the Jaguars selected to punt. With only 1:50 remaining in overtime, the Bengals sealed the game with a 48-yard field goal.

### Jan. 5, 2025 — at Indianapolis 26, Jacksonville 23

The Jaguars lost to the Colts, 26-23, in overtime on the road. K Cam Little tied the game, 23-23, on a 53-yard field goal with 1:49 left in regulation. The Jaguars defense held off the Colts' next drive, secured by a DE Travon Walker sack on Colts QB Joe Flacco to force a punt. After losing the coin toss, the Jaguars defense forced the Colts to settle for a 38-yard field goal on the opening overtime possession. However, the Jaguars offense failed to convert on fourth-down on the ensuing drive, thus ending the game.



# TEAM RECORDS

## WINS / LOSSES

### All-Time Record

Regular Season	202-282
Home	122-120
Road	80-162

### Most Consecutive Wins

1.	10/3/99 through 12/19/99	11
2.	11/24/96 through 9/22/97	8
3.	12/14/97 through 10/12/98	7
4.	12/11/22 through 9/10/23	6
5.	10/1/23 through 10/29/23	5
	12/18/05 through 9/18/06	5
	11/6/05 through 12/4/05	5
	9/6/98 through 10/12/98	5

### Most Consecutive Home Wins

1.	9/29/96 through 11/30/97	13
2.	10/17/99 through 9/17/00	7
3.	11/5/17 through 9/16/18	6
	12/18/05 through 11/5/06	6
	9/13/98 through 12/6/98	6

### Most Consecutive Road Wins

1.	12/11/22 through 11/26/23	8
2.	9/19/99 through 12/19/99	7
3.	11/20/05 through 12/25/05	4
	12/14/97 through 9/27/98	4

### Most Consecutive Losses

1.	9/20/20 through 10/10/21	20
2.	12/2/12 through 10/27/13	13
3.	10/23/16 through 12/18/16	9
	12/15/13 through 10/12/14	9
5.	10/7/18 through 11/25/18	7
	9/30/12 through 11/18/12	7
	10/29/95 through 12/17/95	7

### Most Consecutive Home Losses

1.	9/24/20 through 10/10/21	10
2.	12/9/12 through 11/17/13	7
3.	9/16/12 through 11/8/12	5
4.	Eight streaks tied, last: 10/27/24 through 12/16/24	4

### Most Consecutive Road Losses

1.	12/22/19 through 1/9/22	17
2.	12/29/13 through 11/8/15	13
3.	10/21/12 through 10/13/13	10
	10/29/95 through 11/17/96	10
5.	12/10/23 through 11/17/24	9
	9/12/21 through 9/11/22	9
	12/29/02 through 12/28/03	9

## POSTSEASON

### Postseason Record

8-8

### Home Postseason Record

4-1

### Away Postseason Record

4-7

## SCORING

### POINTS

#### Most Points Scored in a Season

1.	2017	417
2.	2007	411
3.	2022	404
4.	1999	396
5.	1997	394

#### Most Points Scored in a Game

1.	12/13/15 vs. Indianapolis	51
2.	12/23/07 vs. Oakland	49
3.	12/3/00 vs. Cleveland	48
4.	12/17/17 vs. Houston	45
	11/1/98 at Baltimore	45

#### Most Points Scored - First Quarter

1.	vs. Philadelphia (W, 38-21, 10/12/97)	21
2.	at New Orleans (L, 24-41, 11/4/07)	17
	vs. Tennessee (W, 40-13, 1/1/06)	17
	at Baltimore (L, 36-39, 9/10/00)	17
	at Tennessee (W, 30-24, 11/2/97)	17

#### Most Points Scored - Second Quarter

1.	vs. Tampa Bay (W, 41-14, 12/11/11)	28
	at Baltimore (W, 45-19, 11/1/98)	28
3.	vs. Buffalo (W, 34-31, 10/25/15)	27
4.	vs. Houston (W, 45-7, 12/17/17)	24
5.	vs. New England (W, 36-15, 10/20/24)	22
6.	vs. Colts (W, 37-20, 10/15/23)	21
	at Detroit (W, 38-14, 11/9/08)	21
	vs. Pittsburgh (W, 21-3, 9/9/01)	21

#### Most Points Scored - Third Quarter

1.	vs. Seattle (W, 30-24, 12/10/17)	21
	vs. Indianapolis (W, 51-16, 12/13/15)	21
	vs. Oakland (W, 38-81, 12/12/10)	21
	vs. Cincinnati (W, 30-13, 11/11/01)	21
	vs. Cleveland (W, 48-0, 12/3/00)	21

#### Most Points Scored - Fourth Quarter

1.	at Baltimore (W, 30-23, 11/28/99)	23
2.	vs. Indianapolis (W, 51-16, 12/13/15)	21
	vs. Houston (W, 37-17, 10/14/07)	21
	at Houston (W, 38-20, 12/24/05)	21
	vs. Indianapolis (L, 31-41, 12/10/95)	21

#### Most Points Scored - First Half

1.	at Baltimore (W, 45-19, 11/1/98)	42
2.	vs. Houston (W, 45-7, 12/17/17)	31
3.	vs. Tampa Bay (W, 41-14, 12/11/11)	28
	vs. Oakland (W, 49-11, 12/23/07)	28
	vs. N.Y. Jets (W, 41-0, 10/8/06)	28

#### Most Points Scored - Second Half

1.	vs. Indianapolis (W, 51-16, 12/13/15)	42
2.	vs. San Francisco (W, 41-3, 9/12/99)	35
3.	vs. Oakland (W, 38-31, 12/12/10)	31
4.	at Houston (W, 38-20, 12/24/05)	28
	vs. Cleveland (W, 48-0, 12/3/00)	28

#### Fewest Points Scored in a Season

1.	2011	243
2.	2018	245
3.	2013	247
4.	2014	249
5.	2021	253



# TEAM RECORDS

## Fewest Points Scored in a Game

1.	10/11/09 at Seattle	0
	12/26/04 vs. Houston	0
	12/17/95 at Detroit	0
	12/12/21 at Tennessee	0
5.	9/8/13 vs. Kansas City	2
6.	17 times, last:	3
	11/12/23 vs. San Francisco	

## Fewest Points Allowed in a Season

1.	1999	217
2.	2017	268
3.	2005	269
4.	2006	274
5.	2004	280

## Fewest Points Allowed in a Game

1.	vs. Carolina (W, 26-0, 12/31/23)	0
	vs. Indianapolis (W, 24-0, 9/18/22)	0
	vs. Indianapolis (W, 6-0, 12/2/18)	0
	at Indianapolis (W, 27-0, 10/22/17)	0
	vs. New York Jets (W, 41-0, 10/8/06)	0
	vs. Pittsburgh (W, 9-0, 9/18/06)	0
	vs. Houston (W, 27-0, 12/7/03)	0
	vs. Cleveland (W, 48-0, 12/3/00)	0
	vs. Cincinnati (W, 13-0, 9/17/00)	0

## Most Points Allowed in a Season

1.	2020	492
2.	2021	457
3.	2013	449
4.	2015	448
5.	2012	444
6.	2024	435
7.	2010	419

## Most Points Allowed in a Game

1.	11/17/24 at Detroit	52
2.	9/27/15 at New England	51
3.	1/2/22 at New England	50
4.	12/20/98 at Minnesota	50
5.	11/12/95 vs. Seattle	47
6.	12/8/19 vs. Los Angeles Chargers	45
	09/22/13 at Seattle	45

## Most Points Allowed in First Quarter

1.	11/23/97 at Cincinnati	21
2.	9/8/19 vs. Kansas City	17
	10/15/17 vs. L.A. Rams	17
	12/29/13 at Indianapolis	17
	11/23/08 vs. Minnesota	17
	11/4/07 at New Orleans	17

## Most Points Allowed in Second Quarter

1.	10/25/98 at Denver	24
	10/27/16 at Tennessee	24
3.	Nine times, last:	21
	11/17/24 at Detroit	

## Most Points Allowed in Third Quarter

1.	11/24/19 at Tennessee	28
2.	12/27/20 vs. Chicago	21
3.	10/25/20 at L.A. Chargers	20
4.	Five times, last:	17
	10/4/20 at Cincinnati	

## Most Points Allowed in Fourth Quarter

1.	10/7/12 vs. Chicago	28
2.	12/20/98 at Minnesota	24
3.	Six times, last:	21

12/24/17 at San Francisco

## Most Points in a Game, Both Teams

1.	12/6/15; Jaguars (39) at Tennessee (42)	81
2.	11/18/12; Jaguars (37) at Houston (43)	80
3.	12/24/17; Jaguars (33) at San Francisco (44)	77
	11/12/95; Jaguars (30) vs. Seattle (47)	77

## Fewest Points in a Game, Both Teams

1.	12/2/18; Jaguars (6) vs. Indianapolis (0)	6
2.	9/18/06; Jaguars (9) vs. Pittsburgh (0)	9
	11/14/99; Jaguars (6) vs. Baltimore (3)	9
4.	9/18/05; Jaguars (3) at Indianapolis (10)	13
	9/19/04; Jaguars (7) vs. Denver (6)	13
	11/16/03; Jaguars (3) at Tennessee (10)	13
	9/17/00; Jaguars (13) vs. Cincinnati (0)	13
	9/3/95; Jaguars (3) vs. Houston (10)	13

## Most Points in the First Quarter, Both Teams

1.	11/4/07; Jaguars (17) at New Orleans (17)	34
2.	10/15/17; Jaguars (14) vs. L.A. Rams (17)	31
3.	11/23/97; Jaguars (7) at Cincinnati (21)	28
4.	9/8/19; Jaguars (7) vs. Kansas City (17)	24
	11/23/08; Jaguars (7) vs. Minnesota (17)	24
	11/2/97; Jaguars (17) at Tennessee (7)	24

## Most Points in the Second Quarter; Both Teams

1.	10/25/15; Jaguars (27) vs. Buffalo (10)	37
2.	12/11/11; Jaguars (28) vs. Tampa Bay (7)	35
	12/17/09; Jaguars (14) vs. Indianapolis (21)	35
4.	11/1/98; Jaguars (28) at Baltimore (6)	34
5.	10/25/98; Jaguars (7) at Denver (24)	31

## Most Points in the Third Quarter; Both Teams

1.	11/24/19; Jaguars (8) at Tennessee (28)	36
2.	10/25/20; Jaguars (15) at L.A. Chargers (20)	35
3.	12/10/17; Jaguars (21) vs. Seattle (10)	31
4.	12/31/06; Jaguars (14) at Kansas City (14)	28
	12/12/10; Jaguars (21) vs. Oakland (7)	28

## Most Points in the Fourth Quarter; Both Teams

1.	12/6/15; Jaguars (20) at Tennessee (21)	41
2.	12/23/00; Jaguars (15) at N.Y. Giants (21)	36
3.	12/24/17; Jaguars (14) at San Francisco (21)	35
	12/10/95; Jaguars (21) vs. Indianapolis (14)	35
5.	11/27/22; Jaguars (18) vs. Baltimore (15)	33

## TOUCHDOWNS

### Most Touchdowns Scored in a Season

1.	2007	50
2.	2017	47
	1998	47
4.	2022	45
5.	2015	44

### Most Touchdowns Scored in a Game

1.	vs. Indianapolis (W, 51-16, 12/13/15)	7
	vs. Oakland (W, 49-11, 12/23/07)	7
3.	Four times, last:	6
	at Tennessee (L, 42-39, 12/6/15)	

### Most Touchdowns Allowed in a Season

1.	2020	57
2.	2013	53
3.	2021	52
4.	2015	51
5.	2010	50
6.	2012	48



# TEAM RECORDS

## Most Touchdowns Allowed in a Game

1.	at Detroit (L, 52-6, 11/17/24)	7
	at New England (L, 50-10, 1/2/22)	7
2.	10 times, last:	6
	at Buffalo (L, 47-10, 9/23/24)	6

## POINTS AFTER TOUCHDOWNS

### Most Extra Points Scored in a Season

1.	2007	46
2.	1998	45
3.	2010	41
	2006	41
	1997	41

### Most Extra Points Scored in a Game

1.	12/23/07 vs. Oakland	7
2.	Four times, last:	6
	12/17/17 vs. Houston	

### Most Extra Points Allowed in a Season

1.	2013	53
2.	2020	51
3.	2015	48
	2010	48
5.	2012	46

### Most Extra Points Allowed in a Game

1.	Nine times, last:	6
	12/8/19 at Tennessee	

### Most Two-Point Conversions Scored in a Season

1.	1996	5
2.	1999, 2004, 2019, 2022, 2024	4

### Most Two-Point Conversions Scored in a Game

1.	11/28/99 at Baltimore	2
	10/25/20 at L.A. Chargers	2
	11/3/24 at Philadelphia	2

### Most Two-Point Conversions Allowed in a Season

1.	2023	4
2.	2007	3
3.	Six times, last:	2
	2019	

### Most Two-Point Conversions Allowed in a Game

1.	In 32 games	1
----	-------------	---

## FIELD GOALS

### Most Field Goals Scored in a Season

1.	2019	33
2.	1999	31
	1997	31
4.	2023	30
	2022	30
	2017	30
	1996	30

### Most Field Goals Scored in a Game

1.	Five times, last:	5
	10/10/10 at Buffalo	

### Most Field Goals Allowed in a Season

1.	2016	38
2.	2012	36
3.	2020	31
	2014	31
5.	1998	30
	2015	30

### Most Field Goals Allowed in a Game

1.	12/1/02 vs. Pittsburgh	6
----	------------------------	---

2.	10/8/00 vs. Baltimore	5
	9/22/96 at New England	5

## DEFENSIVE/SPECIAL TEAMS TOUCHDOWNS

### Most Defensive TDs in a Season

1.	2017	7
2.	1999	4
	2022	4
4.	2015	3
	2014	3
	2011	3
	2008	3
	2007	3

### Most Defensive TDs in a Game

1.	10/8/17 at Pittsburgh	2
	10/25/15 vs. Buffalo	2
	11/30/14 vs. New York Giants	2
	12/11/11 vs. Tampa Bay	2
	9/12/99 vs. San Francisco	2
2.	40 times, last:	1
	10/19/23 vs. New Orleans	

### Most Opponent Defensive TDs in a Season

1.	2015	7
2.	2014	5
	2012	5
4.	1996	4
	2004	4
	2013	4

### Most Opponent Defensive TDs in a Game

1.	12/17/06 at Tennessee	3
2.	10/26/14 vs. Miami	2
	12/30/12 at Tennessee	2
	10/7/12 vs. Chicago	2
	10/12/03 vs. Miami	2
	11/22/98 at Pittsburgh	2

### Most Special Teams Return TDs in a Season

1.	2021	2
	1999	2
3.	14 seasons, last:	1

### Most Special Teams Return TDs in a Game

1.	18 times, last:	1
	10/20/24 vs. New England	

## POINT DIFFERENTIAL

### Largest Margin of Victory

1.	12/3/00 vs. Cleveland (48-0)	48
2.	10/8/06 vs. New York Jets (41-0)	41
3.	12/17/17 vs. Houston (45-7)	38
	12/23/07 vs. Oakland (49-11)	38
	9/12/99 vs. San Francisco (41-3)	38

### Largest Margin of Defeat

1.	11/17/24 at Detroit (52-6)	46
2.	12/17/95 at Detroit (44-0)	44
3.	10/11/09 at Seattle (41-0)	41
4.	12/20/98 at Minnesota (50-10)	40
	1/02/22 at New England (50-10)	40
6.	10/7/12 at Chicago (41-3)	38



# TEAM RECORDS

## DRIVES

### Longest Scoring Drive (Yards)

1.	10/8/17 at Pittsburgh (3 plays, TD)	98
	10/31/99 at Cincinnati (9 plays, TD)	98
3.	11/11/18 at Indianapolis (5 plays, TD)	97
	9/3/00 at Cleveland (15 plays, TD)	97
5.	Three times, last:	96
	12/5/17 vs. Cincinnati (15 plays, TD)	

### Longest Scoring Drive (Plays)

1.	12/16/07 at Pittsburgh (74 yards, TD)	20
2.	Six times, last:	18
	10/20/13 vs. San Diego (68 yards, FG)	

### Longest Scoring Drive (Time)

1.	9/21/08 at Indianapolis (18 plays, 82 yds., FG)	12:18
2.	9/23/07 at Denver (18 plays, 80 yds., TD)	11:44
3.	12/2/07 at Indianapolis (16 plays, 84 yds., TD)	11:10
4.	10/7/07 at Kansas City (18 plays, 77 yds., FG)	10:55
5.	09/29/19 at Denver (16 plays, 75 yards, TD)	10:24

## POSSESSION / FIRST DOWNS

### TIME OF POSSESSION

#### Highest Time of Possession

1.	12/17/06 at Tennessee	44:22
2.	10/18/09 vs. St. Louis	42:12
3.	11/14/04 vs. Detroit	41:44

#### Highest Opponent Time of Possession

1.	9/16/12 vs. Houston	43:17
2.	11/18/12 at Houston	41:40
3.	10/26/97 at Pittsburgh	41:27
4.	10/02/22 at Philadelphia	39:51

#### Lowest Time of Possession

1.	9/16/12 vs. Houston	16:43
2.	11/10/24 vs. Minnesota	17:41
3.	10/2/22 at Philadelphia	20:09
4.	12/28/14 at Houston	20:12
5.	11/1/09 at Tennessee	20:17

#### Lowest Opponent Time of Possession

1.	12/17/06 at Tennessee	15:38
2.	9/21/08 at Indianapolis	18:25
3.	10/20/96 at St. Louis	18:26

### FIRST DOWNS

#### Most First Downs - Season

1.	2022	352
2.	2023	336
3.	2017	332
4.	1999	331
5.	2010	330

#### Most First Downs - Game

1.	10/20/96 at St. Louis	36
2.	10/18/09 vs. St. Louis	33
3.	12/24/17 at San Francisco	32
4.	Four times, last:	30
	9/20/20 at Tennessee	

#### Fewest First Downs - Season

1.	2011	251
2.	2012	269
3.	2014	271
	2013	271
5.	2002	275

#### Fewest First Downs - Game

1.	12/30/18 at Houston	6
	12/26/04 vs. Houston	6
3.	9/14/14 at Washington	8
	9/19/04 vs. Denver	8

#### Most First Downs Allowed - Season

1.	2020	394
2.	2024	389
3.	2012	364
4.	2015	362
5.	2013	353
6.	2021	351

#### Most First Downs Allowed - Game

1.	11/18/12 at Houston	39
2.	11/17/24 at Detroit	38
3.	9/27/15 at New England	35
4.	9/14/14 at Washington	32
	11/4/07 at New Orleans	32
	1/2/22 at New England	32
7.	12/4/22 at Detroit	31
8.	Two times; last:	30
	12/6/20 at Minnesota	

#### Fewest First Downs Allowed - Season

1.	1999	248
2.	2000	252
3.	2017	257
4.	2006	259
5.	2011	272

#### Fewest First Downs Allowed - Game

1.	12/3/00 vs. Cleveland	2
2.	12/17/06 at Tennessee	5
3.	12/31/23 vs. Carolina	7
	12/7/03 vs. Houston	7
5.	Three times, last: 11/5/17 vs. Cincinnati	8
6.	9/18/22 vs. Indianapolis	9

#### Most First Downs, Both Teams - Game

1.	12/24/17, Jacksonville (32) at San Francisco (26)	58
2.	11/18/12, Jacksonville (17) at Houston (39) (OT)	56
3.	10/7/18, Jacksonville (29) at Kansas City (26)	55
4.	10/16/22, Jacksonville (25) at Indianapolis (29)	54
4.	9/9/20, Jacksonville (30) at Tennessee (23)	53
	10/4/20, Jacksonville (25) at Cincinnati (28)	53

#### Fewest First Downs, Both Teams - Game

1.	11/14/99, Jaguars (9) vs. Baltimore (13)	22
2.	12/31/23, Jaguars (16) vs. Carolina (7)	23
	11/27/11, Jaguars (14) vs. Houston (9)	23
4.	9/3/95, Jaguars (10) vs. Houston (14)	24

### FIRST DOWNS RUSHING

#### Most First Downs Rushing - Season

1.	2010	148
2.	2007	127
	2006	127
4.	2003	118
5.	1999	116

#### Most First Downs Rushing - Game

1.	12/5/10 at Tennessee	16
	12/10/06 vs. Indianapolis	16
3.	1/2/11 at Houston	15
	11/28/10 at New York Giants	15



# TEAM RECORDS

12/3/00 vs. Cleveland

**Fewest First Downs Rushing - Season**

1.	2015	69
2.	2013	71
3.	2016	75
4.	2012	76
5.	2020	80
6.	2001, 2019	85

**Fewest First Downs Rushing - Game**

1.	9/29/13 vs. Indianapolis	0
2.	14 times, last: 9/17/23 vs. Kansas City	1

## FIRST DOWNS PASSING

**Most First Downs Passing - Season**

1.	2015	215
2.	2022	208
	1996	208
3.	2016	207
4.	2020	205

**Most First Downs Passing - Game**

1.	10/20/96 at St. Louis	24
2.	9/16/18 vs. New England 10/27/16 at Tennessee	22

**Fewest First Downs Passing - Season**

1.	2011	122
2.	2006	147
3.	1998	153
4.	2014	154
	1995	154

**Fewest First Downs Passing - Game**

1.	12/26/04 vs. Houston 12/16/18 vs. Washington	2
----	---	---

## FIRST DOWNS BY PENALTY

**Most First Downs, Penalty - Season**

1.	2023	39
	2016	39
3.	2017	38
4.	2012	36
5.	2005	34
6.	2014	31

**Most First Downs, Penalty - Game**

1.	12/5/13 vs. Houston 12/2/12 at Buffalo	7
3.	10/30/22 vs. Denver 11/25/18 at Buffalo 11/15/15 at Baltimore	6

**Fewest First Downs, Penalty - Season**

1.	2002	14
2.	2009	16
	2000	16
4.	2024	18
	1997	18
6.	2006	19

## TOTAL NET YARDS

**Most Net Yards Gained - Season**

1.	2022	6,075
2.	2017	5,855
3.	2023	5,772

4.	1996	5,760
5.	2007	5,719

**Most Net Yards Gained - Game**

1.	10/20/96 at St. Louis	538
2.	9/20/98 vs. Baltimore	519
3.	10/22/17 at Indianapolis	518
4.	10/6/19 at Carolina	507
5.	12/18/22 vs. Dallas 9/30/18 vs. N.Y. Jets	503

**Fewest Net Yards Gained - Season**

1.	2011	4,149
2.	1995	4,495
3.	2014	4,634
4.	2013	4,701
5.	2012	4,788

**Fewest Net Yards Gained - Game**

1.	9/16/12 vs. Houston	117
2.	12/30/18 at Houston	119
3.	12/26/04 vs. Houston	126
4.	11/14/99 vs. Baltimore	132
5.	11/10/24 vs. Minnesota	143
6.	9/3/95 vs. Houston	146

**Most Net Yards Allowed - Season**

1.	2020	6,683
2.	2024	6,629
3.	2012	6,088
4.	2013	6,070
5.	2019	6,007
6.	2022	6,006

**Most Net Yards Allowed - Game**

1.	11/18/12 at Houston	653
2.	11/17/24 at Detroit	645
3.	11/4/07 at New Orleans	538
4.	12/27/15 at New Orleans	537
5.	9/25/00 at Indianapolis	533
6.	9/21/14 vs Indianapolis	529

**Fewest Net Yards Allowed - Season**

1.	1999	4,334
2.	2006	4,538
3.	2017	4,578
4.	2005	4,655
5.	2003	4,657

**Fewest Net Yards Allowed - Game**

1.	12/3/00 vs. Cleveland	53
2.	12/17/06 at Tennessee	98
3.	12/31/23 vs. Carolina 12/7/03 vs. Houston	124
5.	10/24/11 vs. Baltimore	146
6.	11/5/17 vs. Cincinnati	148

**Most Net Yards Gained, Both Teams - Season**

1.	2022	12,081
2.	2020	11,901
3.	2024	11,835
4.	2023	11,600
5.	2015	11,581
6.	2019	11,475
7.	2010	11,409

**Most Net Yards Gained, Both Teams - Game**

1.	11/18/12, Jaguars (458) at Houston (653)	1,111
2.	11/4/07, Jaguars (432) at New Orleans (538)	970
3.	10/6/19, Jaguars (507) at Carolina (445)	952
4.	12/27/15, Jaguars (412) at New Orleans (537)	949



# TEAM RECORDS

5.	10/6/24, Jaguars (497) vs. Indianapolis (447)	944
	10/4/20, Jaguars (439) at Cincinnati (505)	944

## Fewest Net Yards Gained, Both Teams - Season

1.	2011	9,157
2.	2005	9,804
3.	2018	9,815
4.	2001	9,910
5.	1999	9,920

## Fewest Net Yards Gained, Both Teams - Game

1.	10/24/11, Jaguars (205) vs. Baltimore (146)	351
2.	11/14/99, Jaguars (132) vs. Baltimore (242)	374
3.	9/3/95, Jaguars (146) vs. Houston (240)	386
4.	10/3/99, Jaguars (204) at Pittsburgh (216)	420
5.	12/23/18, Jaguars (244) at Miami (183)	427

## PASSING

### PASSING YARDS

#### Most Net Yards Passing - Season

1.	2023	4,126
2.	1996	4,110
3.	2015	4,108
4.	2022	3,959
5.	2019	3,760

#### Most Net Yards Passing - Game

1.	10/20/96 at St. Louis	420
2.	9/22/96 at New England (OT)	413
3.	10/7/18 at Kansas City	401
4.	12/24/17 at San Francisco	380
5.	9/30/18 vs. N.Y. Jets	377

#### Fewest Net Yards Passing - Season

1.	2011	2,179
2.	2002	2,762
3.	1995	2,790
4.	2006	2,882
5.	2014	3,001

#### Fewest Net Yards Passing - Game

1.	12/16/18 vs. Washington	20
2.	12/26/04 vs. Houston	31
3.	9/3/95 vs. Houston	45
4.	9/16/12 vs. Houston	52
	9/26/10 vs. Philadelphia	52

#### Most Net Yards Passing Allowed - Season

1.	2015	4,291
2.	2020	4,231
3.	2023	4,076
4.	2022	4,055
5.	2010	4,004
6.	2013	3,962

#### Most Net Yards Passing Allowed - Game

1.	11/18/12 at Houston	504
2.	11/17/24 at Detroit	449
2.	9/25/00 at Indianapolis	440
3.	11/4/07 at New Orleans	435
4.	12/27/15 at New Orleans	402
5.	11/17/13 vs. Arizona	402

#### Fewest Net Yards Passing Allowed - Season

1.	2017	2,718
2.	1999	2,890
3.	2005	2,946
4.	2006	3,078
5.	2018	3,113

#### Fewest Net Yards Passing Allowed - Game

1.	12/3/00 vs. Cleveland	-9
2.	10/8/06 vs. New York Jets	45
3.	9/24/17 vs. Baltimore	52
4.	12/7/03 vs. Houston	54
5.	12/17/06 at Tennessee	57

#### Most Net Yards Passing, Both Teams - Season

1.	2015	8,399
2.	2023	8,202
3.	2022	8,014
4.	2020	7,930
5.	2019	7,538
6.	1996	7,414

#### Most Net Yards Passing, Both Teams - Game

1.	11/18/12, Jaguars (372) at Houston (504)	876
2.	11/4/07, Jaguars (344) at New Orleans (435)	779
3.	12/27/15, Jaguars (347) at New Orleans (402)	749
4.	9/8/19, Jaguars (347) vs. Kansas City (378)	725
5.	10/6/24, Jaguars (348) vs. Indianapolis (371)	719
6.	10/7/18, Jaguars (401) at Kansas City (298)	699

#### Fewest Net Yards Passing, Both Teams - Season

1.	2011	5,520
2.	2006	5,960
3.	2002	6,026
4.	2005	6,136
5.	2018	6,222

#### Fewest Net Yards Passing, Both Teams - Game

1.	9/3/95, Jaguars (45) vs. Houston (80)	125
2.	12/26/04, Jaguars (31) vs. Houston (114)	145
3.	12/18/18, Jaguars (20) vs. Washington (136)	156
4.	10/8/16, Jaguars (131) vs. Washington (45)	176
5.	10/3/99, Jaguars (80) at Pittsburgh (99)	179

#### Most Gross Yards Passing - Season

1.	2015	4,428
2.	2023	4,377
3.	1996	4,367
4.	2022	4,148
5.	2019	4,023
6.	2020	3,955

#### Most Gross Yards Passing - Game

1.	9/22/96 at New England (OT)	432
2.	10/7/18 at Kansas City	430
3.	10/20/96 at St. Louis	421
4.	9/30/18 vs. N.Y. Jets	388
5.	9/10/00 at Baltimore	386

#### Fewest Gross Yards Passing - Season

1.	2011	2,510
2.	2002	3,019
3.	2006	3,060
4.	1995	3,144
5.	2004	3,315

#### Fewest Gross Yards Passing - Game

1.	12/26/04 vs. Houston	54
2.	12/16/18 vs. Washington	57
3.	9/3/95 vs. Houston	69
4.	12/8/02 vs. Cleveland	73
5.	9/16/12 vs. Houston	76

#### Most Gross Yards Passing Allowed - Season

1.	2015	4,528
2.	2023	4,355
3.	2020	4,322
4.	2022	4,258



# TEAM RECORDS

5.	2010	4,193
6.	2013	4,187

## Most Gross Yards Passing Allowed - Game

1.	11/18/12 at Houston	527
2.	11/17/24 at Detroit	449
3.	11/4/07 at New Orleans	445
4.	9/25/00 at Indianapolis	440
5.	11/17/13 vs. Arizona	419
6.	12/27/15 at New Orleans	412

## Fewest Gross Yards Passing Allowed - Season

1.	2017	3,074
2.	2005	3,223
3.	1999	3,263
4.	2006	3,278
5.	2018	3,354

## Fewest Gross Yards Passing Allowed - Game

1.	12/3/00 vs. Cleveland	33
2.	9/24/17 vs. Baltimore	64
3.	10/8/06 vs. New York Jets	71
	12/7/03 vs. Houston	71
5.	9/9/07 vs. Tennessee	78

## Most 300-Yard Passing Games by an Individual - Season

1.	2015 (B. Bortles)	6
	1996 (M. Brunell)	6
3.	<b>2022 (T. Lawrence)</b>	<b>5</b>
	2016 (B. Bortles)	5
5.	2018 (B. Bortles)	4
	2017 (B. Bortles)	4

## PASSING ATTEMPTS

### Most Passing Attempts - Season

1.	2016	626
2.	2023	620
3.	2020	616
4.	2015	607
5.	2021	604

### Most Passing Attempts - Game

1.	10/7/18 at Kansas City	61
2.	12/13/20 vs. Tennessee	54
	10/27/16 at Tennessee	54
	10/10/04 at San Diego	54
5.	10/18/15 vs. Houston	53

### Fewest Passing Attempts - Season

1.	2006	446
2.	2002	462
3.	1998	463
4.	Three times: 2007, 2010, 2011	469

### Fewest Passing Attempts - Game

1.	10/13/02 at Tennessee	13
2.	10/8/17 at Pittsburgh	14
	12/10/06 vs. Indianapolis	14
	12/8/02 vs. Cleveland	14
5.	9/29/02 vs. N.Y. Jets	15

### Most Passing Attempts, Opponent - Season

1.	2023	617
2.	2015	602
3.	2022	601
4.	1998	577
5.	2016	551
	2013	551
7.	2001	544

### Most Passing Attempts, Opponent - Game

1.	10/16/22 at Indianapolis	58
	12/5/13 vs. Houston	58
3.	10/19/23 at New Orleans	55
	10/15/23 vs. Indianapolis	55
	10/8/17 at Pittsburgh	55
	11/18/12 at Houston	55
7.	12/2/18 vs. Indianapolis	52

### Fewest Passing Attempts, Opponent - Season

1.	2000	458
2.	2008	465
3.	2005	482
4.	2004	497
5.	2018	499

### Fewest Passing Attempts, Opponent - Game

1.	1/3/10 at Cleveland	11
2.	12/30/12 at Tennessee	15
	12/17/06 at Tennessee	15
4.	Three times, last: 10/1/00 vs. Pittsburgh	16

## COMPLETIONS

### Most Pass Completions - Season

1	2023	412
2.	2022	394
3.	2020	387
4.	2016	369
5.	2019	364
6.	2013	361
	2021	361

### Most Pass Completions - Game

1.	10/20/96 at St. Louis	37
2.	10/10/04 at San Diego	36
3.	10/7/18 at Kansas City	33
	10/27/17 at Tennessee	33
	11/17/19 at Indianapolis	33

### Fewest Pass Completions - Season

1.	2011	240
2.	2006	266
3.	2002	268
4.	1998	269
5.	1995	275

### Fewest Pass Completions - Game

1.	10/13/02 at Tennessee	7
	10/28/07 at Tampa Bay	7
2.	3 times, last: 10/8/17 at Pittsburgh	8

### Most Pass Completions, Opponent - Season

1	2023	404
2.	2015	390
3.	2022	385
4.	2021	377
5.	2020	370
6.	2014	355

### Most Pass Completions, Opponent - Game

1.	11/18/12 at Houston	43
2.	9/13/20 vs. Indianapolis	36
3.	11/4/07 at New Orleans	35
4.	11/15/15 at Baltimore	34
	10/31/10 at Dallas	34

### Fewest Pass Completions, Opponent - Season

1.	2000	258
----	------	-----



# TEAM RECORDS

2.	2005	285
3.	2017	289
4.	1996	290
5.	1999	291

## Fewest Pass Completions, Opponent - Game

1.	1/3/10 at Cleveland	7
	12/3/00 vs. Cleveland	7
	11/17/96 at Pittsburgh	7

## TOUCHDOWN PASSES

### Most Touchdown Passes - Season

1.	2015	35
2.	2007	28
3.	2010	26
4.	2022	25
	2020	25
5.	Three times: 1998, 2016, 2019	24

### Most Touchdown Passes - Game

1.	12/6/15 at Tennessee	5
2.	11 times, last: 11/17/24 vs. Detroit	4

### Most Touchdown Passes, Opponent - Season

1.	2020	34
2.	2013, 2015	29
3.	1995, 2009, 2010	28

### Most Touchdown Passes, Opponent - Game

1.	9/22/13 at Seattle	5
	11/18/12 at Houston	5
	9/10/00 at Baltimore	5
	12/26/99 at Tennessee	5
2.	15 times, last: 11/17/24 at Detroit	4

### Most Consecutive Games with a Passing TD

1.	12/18/14 vs. Ten. - 12/27/15 at N.O.	17
2.	9/10/95 at Cin. - 12/10/95 vs. Indianapolis	13
3.	11/30/03 vs. T.B. - 10/24/04 at Ind.	12

### Most Consecutive Games with a Passing TD, Opponent

1.	9/13/20 vs. IND - 1/3/21 at IND	16
2.	9/10/23 at IND- 12/24/23 at T.B.	15
3.	12/16/07 at PIT - 11/16/08 vs. TEN 9/20/98 vs. BAL - 12/20/98 at MIN	13

## INTERCEPTIONS

### Most Interceptions Thrown - Season

1.	2013, 2019	21
2.	1996	20
3.	2015, 2014	18

### Most Interceptions Thrown - Game

1.	10/20/96 at St. Louis	5
2.	Seven times, last: 11/22/20 vs. Pittsburgh	4

### Fewest Interceptions Thrown - Season

1.	2005	6
2.	2007, 2019	8
3.	1997, 2002, 2022	9
4.	2009	10

### Most Interceptions Thrown, Opponent - Season

1.	2017	21
2.	2006, 2007	20
3.	1999, 2005	18
4.	2011	17

5.	2023	16
	2004	16

### Most Interceptions Thrown, Opponent - Game

1.	10/8/17 at Pittsburgh	5
2.	10/31/10 at Dallas	4

### Fewest Interceptions Thrown, Opponent - Season

1.	2014	6
2.	2016	7
3.	2021	7
4.	2015	9
5.	2019	10

## TIMES SACKED

### Most Times Sacked - Season

1.	2014	71
2.	2001	63
3.	1995	57
4.	2000	54
5.	2018	53

### Most Times Sacked - Game

1.	9/14/14 at Washington	10
2.	1/3/16 at Houston	8
	12/14/14 at Baltimore	8
	12/16/01 at Cleveland	8
	12/9/01 at Cincinnati	8

### Most Times Sacked, Opponent - Season

1.	1999	57
2.	2017	55
3.	1997	48
4.	2005, 2019	47

### Most Times Sacked, Opponent - Game

1.	9/10/17 at Houston	10
	10/22/17 at Indianapolis	10
3.	9/19/19 vs. Tennessee	9
	11/7/99 at Atlanta	9

### Fewest Times Sacked - Season

1.	2017, 2022	24
2.	2003	28
3.	2006	30
4.	2007	31
5.	2004, 2005, 2021	32

### Fewest Times Sacked, Opponent - Season

1.	2009	14
2.	1995	17
3.	2020	18
4.	2012	20
5.	2003	24

## RUSHING

### RUSHING YARDS

#### Most Rushing Yards - Season

1.	2006	2,541
2.	2010	2,395
3.	2007	2,391
4.	2017	2,262
5.	2022	2,116

#### Most Rushing Yards - Game

1.	12/10/06 vs. Indianapolis	375
2.	9/29/19 at Denver	269
3.	12/5/10 at Tennessee	258



# TEAM RECORDS

4.	10/14/07 vs. Houston	244
	12/3/00 vs. Cleveland	244

## Fewest Rushing Yards - Season

1.	2013	1,260
2.	2012	1,369
3.	2015	1,473
4.	2020	1,519

## Fewest Rushing Yards - Game

1.	10/2/05 vs. Denver	12
2.	1/07/23 vs. Tennessee	19
3.	9/14/14 at Washington	25
4.	10/1/00 vs. Pittsburgh	26
5.	11/17/19 at Indianapolis	29
	9/22/96 at New England (OT)	29

## Most Rushing Yards Allowed - Season

1.	2020	2,452
2.	2012	2,256
3.	2019	2,229
4.	2021	2,127
5.	2013	2,108

## Most Rushing Yards Allowed - Game

1.	11/1/09 at Tennessee	305
2.	10/6/19 at Carolina	285
3.	9/9/07 vs. Tennessee	282
4.	1/3/21 at Indianapolis	273
5.	Two times, last: 11/17/19 at Indianapolis	264

## Fewest Rushing Yards Allowed - Season

1.	2003	1,406
2.	1999	1,444
3.	2006	1,460
4.	2007	1,605
5.	2001	1,611

## Fewest Rushing Yards Allowed - Game

1.	10/7/07 at Kansas City	10
2.	11/20/16 at Detroit	14
	11/17/13 vs. Arizona	14
4.	11/20/06 vs. N.Y. Giants	25
5.	Three times, last: 9/25/22 at L.A. Chargers	26

## Most Rushing Yards, Both Teams - Season

1.	2010	4,340
2.	2002	4,160
3.	2017	4,122
4.	1998	4,102
5.	2022	4,067

## Most Rushing Yards, Both Teams - Game

1.	11/1/09, Jaguars (217) at Tennessee (305)	522
2.	1/2/11, Jaguars (198) at Houston (244)	442
3.	10/6/19, Jaguars (149) at Carolina (285)	434
4.	10/1/17, Jaguars (175) at N.Y. Jets (256)	431
5.	10/30/05, Jaguars (221) at St. Louis (200)	421

## Fewest Rushing Yards, Both Teams - Season

1.	2015	3,182
2.	2001	3,211
3.	2016	3,334
4.	2013	3,368
5.	2023	3,398

## Fewest Rushing Yards, Both Teams - Game

1.	11/17/13, Jaguars (32) vs. Arizona (14)	46
2.	11/20/16, Jaguars (83) at Detroit (14)	97
3.	12/3/01, Jaguars (62) vs. Green Bay (37)	99
4.	12/24/23, Jaguars (37) at Tampa Bay (70)	107

5.	11/20/05, Jaguars (49) at Tennessee (63)	112
6.	12/2/18, Jaguars (79) vs. Indianapolis (41)	120

## Most 100-Yard Rushing Games, Individual - Season

1.	2000	9
2.	2003, 2010	7
3.	1998, 2011	6

## RUSHING ATTEMPTS

### Most Rushing Attempts - Season

1.	2017	527
2.	2007	522
3.	1999	514
4.	2006	513
5.	2010	512

### Most Rushing Attempts - Game

1.	12/5/10 at Tennessee	53
2.	11/14/04 vs. Detroit	50
3.	9/21/08 at Indianapolis	48
4.	Four times, last: 9/11/11 vs. Tennessee	47

### Fewest Rushing Attempts - Season

1.	2020	337
2.	2015	354
3.	2012	358
4.	2014	360
5.	2001	372

### Fewest Rushing Attempts - Game

1.	11/17/19 at Indianapolis	9
2.	9/14/14 at Washington	10

### Most Rushing Attempts, Opponent - Season

1.	2012	545
2.	2020	517
3.	2013	507
4.	1995	504
5.	2014	499

### Most Rushing Attempts, Opponent - Game

1.	10/2/22 at Philadelphia	50
2.	1/3/10 at Cleveland	49
	11/1/09 at Tennessee	49
	9/9/07 vs. Tennessee	49
4.	9/16/12 vs. Houston	48
5.	12/2/12 at Buffalo	46

### Fewest Rushing Attempts, Opponent - Season

1.	1999	373
2.	2007	390
3.	2010	416
4.	2006	420
5.	2023	421

### Fewest Rushing Attempts, Opponent - Game

1.	10/7/07 at Kansas City	10
2.	11/18/18 vs. Pittsburgh	11
	11/7/99 at Atlanta	11
4.	10/24/11 vs. Baltimore	12
	9/25/22 at L.A. Chargers	12
5.	Three times, last: 9/18/22 vs. Indianapolis	13

## RUSHING AVERAGE

### Highest Rushing Average - Season

1.	2006	4.95
2.	2022	4.72
3.	2010	4.68



# TEAM RECORDS

4.	2002	4.59
5.	2007	4.58

## Highest Rushing Average - Game

1.	11/1/09 at Tennessee (16 att., 217 yds.)	13.56
2.	10/14/07 vs. Houston (26 att., 244 yds.)	9.38
3.	12/10/06 vs. Indianapolis (43 att., 375 yds.)	8.93
4.	12/28/14 at Houston (14 att., 121 yds.)	8.64
5.	10/12/1998 vs. Miami (23 att., 183 yds.)	8.09

## Lowest Rushing Average - Season

1.	2013	3.33
2.	2023	3.63
3.	1997	3.79
4.	2012	3.82
5.	1996	3.83

## Lowest Rushing Average - Game

1.	10/2/05 vs. Denver (11 att., 12 yds.)	1.09
2.	1/7/23 vs. Tennessee (14 att., 19 yds.)	1.36
3.	9/22/97 vs. Pittsburgh (26 att., 40 yds.)	1.54
4.	11/20/05 at Tennessee (30 att., 49 yds.)	1.63
5.	10/1/00 vs. Pittsburgh (16 att., 26 yds.)	1.63

## Highest Rushing Average, Opponent - Season

1.	2019	5.12
2.	2020	4.74
3.	2010	4.68
4.	1998	4.44
5.	2017	4.34

## Highest Rushing Average, Opponent - Game

1.	10/6/19 at Carolina (27 att., 285 yds.)	10.56
2.	12/6/18 at Tennessee (32 att., 264 yds.)	8.25
3.	10/1/17 at N.Y. Jets (32 att., 256 yds.)	8.00
4.	1/3/21 at Indianapolis (37 att., 273 yds.)	7.40
5.	11/17/19 at Indianapolis (36 att., 264 yds.)	7.33

## Lowest Rushing Average, Opponent - Season

1.	2003	3.18
2.	2001	3.43
3.	2006	3.48
4.	2015	3.68
5.	1997	3.81

## Lowest Rushing Average, Opponent - Game

1.	11/17/13 vs. Arizona (24 att., 14 yds.)	0.58
2.	11/20/16 at Detroit (21 att., 14 yds.)	0.67
3.	10/7/07 at Kansas City (10 att., 10 yds.)	1.00
4.	11/8/15 at N.Y. Jets (28 att., 29 yds.)	1.04
5.	9/14/03 vs. Buffalo (32 att., 43 yds.)	1.34

## RUSHING TOUCHDOWNS

### Most Rushing Touchdowns - Season

1.	2006	23
2.	1997, 1999	20
3.	1998, 2002, 2009	19

### Most Rushing Touchdowns, Opponent - Season

1.	2019, 2020	23
2.	2021	22
3.	2013	20

### Most Rushing Touchdowns - Game

1.	12/3/00 vs. Cleveland	5
2.	10/12/97 vs. Philadelphia	5

### Most Rushing Touchdowns, Opponent - Game

1.	Seven times, last: 10/02/22 at Philadelphia	4
----	--	---

### Most Consecutive Games with a Rushing TD

1.	11/12/06 vs. HOU - 12/31/06 at K.C.	8
----	-------------------------------------	---

3.	11/21/99 vs. N.O. - 9/3/00 at CLE	8
	11/11/07 at TEN - 12/23/07 vs. OAK	7
	9/8/02 vs. IND - 10/27/02 vs. HOU	7

### Most Consecutive Games with a Rushing TD, Opponent

1.	12/20/15 vs. ATL - 10/27/16 at TEN	10
2.	1/7/24 at TEN - 10/13/24 at CHI	7
	11/17/02 vs. WAS - 12/29/02 at IND	7
	10/28/01 at BAL - 12/9/01 at CIN	7

## RECEIVING

### RECEPTIONS

### Most Receptions - Season

1.	2023	412
2.	2022	394
3.	2020	387
4.	2016	369
5.	2019	364
6.	2021	363

### Most Receptions - Game

1.	10/20/96 at St. Louis	37
2.	10/10/04 at San Diego	36
3.	11/17/19 at Indianapolis	33
	10/7/18 at Kansas City	33
	10/27/16 at Tennessee	33

### Fewest Receptions - Season

1.	2011	240
2.	2006	266
3.	2002	268
4.	1998	269
5.	1995	275

### Fewest Receptions - Game

1.	10/13/02 at Tennessee	7
	10/28/07 at Tampa Bay	7
3.	10/8/17 at Pittsburgh	8
	12/10/06 vs. Indianapolis	8
	9/19/04 vs. Denver	8

### Most Receptions, Opponent - Season

1.	2023	404
2.	2015	390
3.	2022	385
4.	2020	370
5.	2014	355
6.	2001, 2013	354

### Most Receptions, Opponent - Game

1.	11/18/12 at Houston	43
2.	10/16/22 at Indianapolis	42
3.	9/13/20 vs. Indianapolis	36
4.	11/4/07 at New Orleans	35
5.	11/15/15 at Baltimore	34
	10/31/10 at Dallas	34

### Fewest Receptions, Opponent - Season

1.	2000	258
2.	2005	285
3.	2017	289
4.	1996	290

### Fewest Receptions, Opponent - Game

1.	1/3/10 at Cleveland	7
	12/3/00 vs. Cleveland	7
	11/17/96 at Pittsburgh	7
4.	Three times, last: 11/25/18 at Buffalo	8



# TEAM RECORDS

## RECEIVING YARDS

### Most Receiving Yards - Season

1.	2015	4,428
2.	2023	4,377
3.	1996	4,367
4.	2022	4,148
5.	2019	4,023

### Most Receiving Yards - Game

1.	9/22/96 at New England (OT)	432
2.	10/7/18 at Kansas City	430
3.	10/20/96 at St. Louis	421
4.	9/30/18 vs. New York Jets	388
5.	9/10/00 at Baltimore	386

### Fewest Receiving Yards - Season

1.	2011	2,510
2.	2002	3,019
3.	2006	3,060
4.	1995	3,144
5.	2004	3,315

### Fewest Receiving Yards - Game

1.	12/26/04 vs. Houston	54
2.	12/16/18 vs. Washington	57
3.	9/3/95 vs. Houston	69
4.	12/8/02 vs. Cleveland	73
5.	9/16/12 vs. Houston	76

### Most Receiving Yards, Opponent - Season

1.	2015	4,528
2.	2023	4,355
3.	2022	4,258
4.	2020	4,231
5.	2010	4,193

### Most Receiving Yards, Opponent - Game

1.	11/18/12 at Houston	527
2.	11/4/07 at New Orleans	445
3.	9/25/00 at Indianapolis	440
4.	11/17/13 vs. Arizona	419
5.	12/27/15 at New Orleans	412

### Fewest Receiving Yards, Opponent - Season

1.	2017	3,074
2.	2005	3,223
3.	1999	3,263
4.	2006	3,278
5.	2018	3,354

### Fewest Receiving Yards, Opponent - Game

1.	12/3/00 vs. Cleveland	33
2.	9/24/17 vs. Baltimore	64
3.	10/8/06 vs. N.Y. Jets	71
	12/7/03 vs. Houston	71
5.	9/9/07 at Tennessee	78

### Most 100-Yard Receiving Games by an Individual - Season

1.	1999, 2000	12
2.	1997	10

## RECEIVING TOUCHDOWNS

### Most Receiving Touchdowns - Season

1.	2015	35
2.	2007	28
3.	2010	26
4.	2022	25
	2020	25

### Most Receiving Touchdowns - Game

1.	12/6/15 at Tennessee	5
2.	Ten times, last: 12/18/22 vs. Dallas	4

### Most Receiving Touchdowns, Opponent - Season

1.	2020	34
2.	2013, 2015	29
3.	1995, 2009, 2010	28
4.	2023	27
5.	2008, 2022	25

### Most Receiving Touchdowns, Opponent - Game

1.	9/22/13 at Seattle	5
	11/18/12 at Houston	5
	12/26/99 at Tennessee	5
	9/10/00 at Baltimore	5

## RECEIVING AVERAGE

### Highest Receiving Average - Season

1.	1997, 2015	12.5
2.	1996, 1998	12.4
3.	2007	12.1

### Highest Receiving Average - Game

1.	11/9/97 vs. Kansas City	22.1
2.	11/18/12 at Houston	21.0
3.	12/28/98 vs. Pittsburgh	19.2
4.	9/22/96 at New England	18.8
5.	10/22/17 at Indianapolis	18.3

### Highest Receiving Average, Opponent - Season

1.	2000	13.2
2.	2008, 2010	12.7
3.	2019	12.5

### Highest Receiving Average, Opponent - Game

1.	11/16/97 vs. Tennessee	20.4
2.	11/25/18 at Buffalo	20.0

## PUNTING

### Most Punts - Season

1.	2011	99
2.	2013	95
3.	2014	94
4.	2012	91
5.	2017	87

### Most Punts - Game

1.	9/8/13 vs. Kansas City	11
2.	11/16/08 vs. Tennessee	10
3.	13 times, last: 12/30/18 vs. Pittsburgh	9

### Fewest Punts - Season

1.	2007	54
2.	2010	57
3.	2022	58
4.	2023	61
5.	2020	65

### Most Punting Yards - Season

1.	2014	4,464
2.	2012	4,353
3.	2013	4,338
4.	2011	4,147
5.	2018	3,872

### Highest Punting Average - Season

1.	2022	49.3
2.	2023	47.4



# TEAM RECORDS

3.	2012	47.3
4.	2020	46.9
5.	2019	46.8

## Highest Punting Average - Game

1.	11/27/22 vs. Baltimore	68.7
2.	12/24/23 at Tampa Bay	65.0
3.	9/11/16 vs. Green Bay	62.5
4.	9/21/08 at Indianapolis	60.0
5.	10/27/24 vs. Green Bay	59.6
6.	12/29/19 vs. Indianapolis	59.0

## RETURNS

### KICKOFF RETURNS

#### Most Kickoff Returns - Season

1.	2010	80
2.	1995, 2008	74
3.	1996, 2003	67

#### Most Kickoff Returns - Game

1.	12/17/95 at Detroit	9
2.	12/1/02 vs. Pittsburgh	8
	11/12/95 vs. Seattle	8

#### Most Kickoff Return Yards - Season

1.	2010	1,903
2.	2008	1,678
3.	1995	1,532
4.	2009	1,492
5.	1996	1,463

#### Most Kickoff Return Yards - Game

1.	10/25/98 at Denver	223
2.	12/17/95 at Detroit	209
3.	12/26/99 at Tennessee	198
4.	9/28/14 at San Diego	189
5.	12/3/95 at Denver	181

#### Most Kickoff Return Yards, Opponent - Season

1.	1998	1,858
2.	1997	1,730
3.	2000	1,523
4.	2005	1,327
5.	2007	1,323

#### Most Kickoff Return Yards, Opponent - Game

1.	12/30/07 at Houston	234
2.	12/10/00 vs. Arizona	213
3.	10/10/10 at Buffalo	201
4.	11/20/05 at Tennessee	196
5.	1/1/06 vs. Tennessee	184

#### Highest Kickoff Return Average - Season

1.	2013	25.9
2.	2022	24.9
3.	2019	24.2
4.	2014	24.0
5.	2005	23.9

#### Highest Kickoff Return Average - Game (min. 4 returns)

1.	11/4/07 at New Orleans	40.5
2.	10/10/10 at Buffalo	36.3
3.	11/17/13 vs. Arizona	36.0
4.	9/7/08 at Tennessee	34.5
5.	9/12/10 vs. Denver	34.3

#### Most Touchdowns, Kickoff Return - Game

1.	Nine times, last: 9/19/21 vs. Denver	1
----	---	---

#### Most Touchdowns, Kickoff Return, Opponent - Game

1.	12/30/07 at Houston	2
2.	Seven times, last: 9/24/23 vs. Houston	1

### PUNT RETURNS

#### Most Punt Returns - Season

1.	2005	53
2.	2000	46
3.	1998, 1999, 2006	45

#### Most Punt Returns - Game

1.	11/12/17 vs. L.A. Chargers	7
	12/26/10 vs. Washington	7
	12/18/05 vs. San Francisco	7
	11/13/05 vs. Baltimore	7
	12/3/00 vs. Cleveland	7

#### Most Punt Return Yards - Season

1.	1998	581
2.	1999	462
3.	2005	415
4.	1997	412
5.	2004	405

#### Highest Punt Return Average - Season

1.	1998	12.9
2.	2020	11.8
3.	2015	11.6
4.	1997, 2020	11.4
5.	2002, 2003	11.1

#### Highest Punt Return Average - Game (min. 3)

1.	9/13/98 vs. Kansas City	44.7
2.	11/15/20 at Green Bay	37.7
3.	11/5/17 vs. Cincinnati	29.3
4.	12/16/18 vs. Washington	28.0

## INTERCEPTIONS

#### Most Interceptions - Season

1.	2017	21
2.	2006, 2007	20
3.	1999, 2005	19

#### Most Interceptions - Game

1.	10/8/17 at Pittsburgh	5
2.	10/31/10 at Dallas	4
3.	25 times, last: 11/10/24 vs. Minnesota	3

#### Most Interceptions, Opponent - Season

1.	2010, 2013	21
2.	1996	20
3.	2014, 2015	18

#### Most Interceptions, Opponent - Game

1.	10/20/96 at St. Louis	5
2.	12/12/22 at Tennessee	4
	11/22/20 vs. Pittsburgh	4
	10/7/18 at Kansas City	4
	9/18/11 at N.Y. Jets	4
	11/21/10 vs. Cleveland	4
	9/19/10 at San Diego	4
	11/12/06 vs. Houston	4
	12/17/95 at Detroit	4

#### Most Interception Return Yards - Season

1.	1999	330
2.	2017	294
3.	2006	280
4.	2023	264



# TEAM RECORDS

5. 2007 237

## Most Interception Return Yards - Game

1. 11/5/06 vs. Tennessee 110  
 2. 10/8/17 at Pittsburgh 103  
 3. 9/12/99 vs. San Francisco 93

## Most Interceptions Returned for a TD - Season

1. 1999 3  
 2. 2005, 2007, 2008, 2017, 2018, 2022, 2023 2

## Most Interceptions Returned for a TD - Game

1. 10/8/17 at Pittsburgh 2  
 2. 21 times, last:  
 10/19/23 at New Orleans 1

## Most Interceptions Returned for a TD, Opponent - Season

1. 2012 5  
 2. 2014, 2015 4  
 3. 1996, 1998, 2013, 2016 3

## Most Interceptions Returned for a TD, Opponent - Game

1. 10/26/14 vs. Miami 2  
 12/30/12 at Tennessee 2  
 10/7/12 at Chicago 2  
 12/17/06 at Tennessee 2  
 11/22/98 at Pittsburgh 2  
 6. 31 times, last:  
 9/26/21 1

## SACKS

### Most Sacks - Season

1. 1999 57  
 2. 2017 55  
 3. 1997 48  
 4. 2019 47  
 2005 47

### Most Sacks - Game

1. 10/22/17 at Indianapolis 10.0  
 9/10/17 at Houston 10.0  
 3. 9/19/19 vs. Tennessee 9.0  
 11/7/99 at Atlanta 9.0

### Most Sacks, Opponent - Season

1. 2014 71  
 2. 2001 63  
 3. 1995 57  
 4. 2000 54  
 5. 2018 53

### Most Sacks, Opponent - Game

1. 9/14/14 at Washington 10  
 2. 1/3/16 at Houston 8  
 12/14/14 at Baltimore 8  
 12/16/01 at Cleveland 8  
 12/9/01 at Cincinnati 8

### Most Sack Yards - Season

1. 1999 373  
 2. 2017 356  
 3. 1997 331  
 4. 2019 310  
 5. 2001 298

### Most Sack Yards - Game

1. 10/22/17 at Indianapolis 64  
 2. 11/7/99 at Atlanta 63  
 3. 9/19/19 vs. Tennessee 55  
 4. 9/10/17 at Houston 54  
 5. 12/21/97 at Oakland 52

### Most Sack Yards, Opponent - Season

1. 2014 450

2. 2001 430

3. 1995 354

4. 2011 331

5. 2012 327

## Most Sack Yards, Opponent - Game

1. 10/25/98 at Denver 71  
 2. 9/14/14 at Washington 70  
 3. 12/14/14 at Baltimore 63  
 4. 9/7/08 at Tennessee 59  
 5. 1/3/16 at Houston 56

## PENALTIES

### Most Penalties - Season

1. 2019 132  
 2. 2006 129  
 3. 1996 127

### Most Penalties - Game

1. 9/22/96 at New England (OT) 17  
 2. 12/1/19 vs. Tampa Bay 16  
 3. 10/13/96 at N.Y. Jets 15  
 10/2/05 vs. Denver 15  
 5. 9/11/22 at Washington 13  
 10/23/22 vs. N.Y. Giants 13

### Fewest Penalties - Season

1. 2009 70  
 2. 2014 73  
 3. 2007 76  
 4. 2011 77  
 5. 2010, 2023 83

### Fewest Penalties - Game

1. 12/1/02 vs. Pittsburgh 0  
 2. Seven times, last:  
 12/31/23 vs. Carolina 1

### Most Yards Penalized - Season

1. 2016 1,187  
 2. 2019 1,165  
 3. 2018 1,112

### Most Yards Penalized - Game

1. 9/22/96 at New England 148  
 2. 10/2/16 vs. Indianapolis 145  
 3. 10/2/19 at Cincinnati 130

### Fewest Yards Penalized - Season

1. 2009 542  
 2. 2014 573  
 3. 2007 594

### Fewest Yards Penalized - Game

1. 12/1/02 vs. Pittsburgh 0  
 2. 12/22/96 vs. Atlanta 3  
 3. Three times, last:  
 12/27/09 at New England 5

### Most Penalties, Opponent - Season

1. 2005 130  
 2. 2004 118  
 3. 2014 115

### Most Penalties, Opponent - Game

1. 1/1/06 vs. Tennessee 18  
 2. 12/17/17 vs. Houston 14  
 12/5/13 vs. Houston 14  
 11/26/95 vs. Cincinnati 14



# INDIVIDUAL RECORDS

## SERVICE

### Seasons

1.	Brad Meester (2000-13)	14
2.	Mercedes Lewis (2006-17)	12
3.	Josh Scobee (2004-14)	11
	Fred Taylor (1998-2008)	11
	Jimmy Smith (1995-2005)	11
6.	Rashean Mathis (2003-12)	10
	Tyler Shatley (2014-2023)	10
8.	Mark Brunell (1995-2003)	9
	Donovin Darius (1998-2006)	9
	David Garrard (2002-10)	9
	Greg Jones (2004-12)	9
	Rob Meier (2000-08)	9
	Daryl Smith (2004-12)	9
	Paul Spicer (2000-08)	9
	Maurice Williams (2001-09)	9
16.	Tony Brackens (1996-2003)	8
	Kyle Brady (1999-2006)	8
	John Henderson (2002-09)	8
	Maurice Jones-Drew (2006-13)	8
	Vince Manuwai (2003-10)	8
	Joe Zelenka (2001-08)	8

### Games Played

1.	Brad Meester (2000-13)	209
2.	Jimmy Smith (1995-2005)	171
3.	Mercedes Lewis (2006-17)	170
4.	Josh Scobee (2004-14)	168
5.	Tyler Shatley (2014-2023)	145
6.	Fred Taylor (1998-2008)	140
7.	Rob Meier (2000-08)	138
8.	Rashean Mathis (2003-12)	137
9.	Joe Zelenka (2001-08)	128
10.	Daryl Smith (2004-12)	126

### Games Started

1.	Brad Meester (2000-13)	209
2.	Mercedes Lewis (2006-17)	157
3.	Jimmy Smith (1995-2005)	150
4.	Fred Taylor (1998-2008)	136
5.	Rashean Mathis (2003-12)	129
6.	Daryl Smith (2004-12)	124
7.	John Henderson (2002-09)	120
8.	Mark Brunell (1995-2003)	117
9.	Donovin Darius (1998-2006)	115
10.	Kyle Brady (1999-2006)	109

### Consecutive Games Played

1.	Tyler Shatley (2014-23)	140
2.	Joe Zelenka (2001-08)	128
3.	Josh Scobee (2007-14)	119
4.	Tyson Alualu (2010-15)	96
	Bryan Barker (1995-2000)	96
6.	Brad Meester (2000-05)	92
7.	Brad Meester (2008-13)	89
8.	Jimmy Smith (1995-2000)	88
9.	Marcus Stroud (2001-06)	86
10.	John Henderson (2002-06)	82
	Mike Hollis (1995-2000)	82

### Consecutive Games Started

1.	Brad Meester (Sept. 3, 2000-Dec. 4, 2005)	92
2.	Brad Meester (Oct. 26, 2008-Dec. 22, 2013)	89
3.	Rashean Mathis (Sept. 7, 2003-Nov. 25, 2007)	74
4.	Blake Bortles (Sept. 28, 2014-Nov. 25, 2018)	72

5.	Vince Manuwai (Nov. 30, 2003-Dec. 23, 2007)	68
	Marcus Stroud (Sept. 8, 2002-Oct. 1, 2006)	68
7.	Jawaan Taylor (Sept. 8, 2019-Jan. 7, 2022)	66
8.	Tyson Alualu (Sept. 12, 2011-Dec. 29, 2013)	64
	Maurice Williams (Sept. 7, 2003-Dec. 31, 2006)	64
10.	Chris Naeole (Sept. 8, 2002-Dec. 24, 2005)	63
11.	Uche Nwaneri (Oct. 4, 2009-Dec. 23, 2012)	60

## SCORING

### Points

1.	Josh Scobee (2004-14)	1,022
2.	Mike Hollis (1995-2001)	764
3.	Maurice Jones-Drew (2006-13)	486
4.	Fred Taylor (1998-2008)	424
5.	Jimmy Smith (1995-2005)	418
6.	Josh Lambo (2017-2021)	300
7.	Jason Myers (2015-17)	268
8.	James Stewart (1995-99)	228
9.	Mercedes Lewis (2006-17)	200
10.	Keenan McCardell (1996-2001)	190

### Consecutive Games Scoring TD

1.	Maurice Jones-Drew (Nov. 12-Dec. 31, 2006)	8
	Fred Taylor (Sept. 20-Nov. 22, 1998)	8
3.	Allen Hurns (Sept. 27-Nov. 15, 2015)	7
	Fred Taylor (Nov. 12-Dec. 23, 2000)	7
5.	Leonard Fournette (Sept. 10-Oct. 15, 2017)	6
6.	Allen Robinson (Nov. 29-Dec. 27, 2015)	5
	Maurice Jones-Drew (Oct. 18-Nov. 22, 2009)	5
	Maurice Jones-Drew (Nov. 4-Dec. 2, 2007)	5

### Consecutive Games Scoring FG

1.	Josh Scobee (Nov. 14, 2010-Oct. 24, 2011)	15
2.	Josh Lambo (Oct. 22 - Sept. 30, 2018)	14
3.	Josh Scobee (Oct. 29, 2006-Dec. 16, 2007)	13
4.	Brandon McManus (Sept. 10-Dec. 4, 2023)	12
	Riley Patterson (Oct. 23, 2022-Jan. 7, 2023)	11
6.	Mike Hollis (Sept. 12-Nov. 21, 1999)	10
7.	Josh Scobee (Nov. 24, 2013-Sept. 21, 2014)	9
8.	Josh Scobee (Sept. 15-Nov. 10, 2013)	8
	Josh Scobee (Jan. 3-Oct. 24, 2010)	8
	Josh Scobee (Nov. 13, 2005-Jan. 1, 2006)	8
	Seth Marler (Sept. 7-Nov. 2, 2003)	8
	Mike Hollis (Dec. 24, 1995-Oct. 13, 1996)	8

### Consecutive Games Scoring

1.	Mike Hollis (Dec. 24, 1995-Sept. 10, 2000)	67
2.	Josh Scobee (Jan. 2, 2005-Oct. 4, 2009)	61
3.	Josh Scobee (Oct. 18, 2009-Oct. 28, 2012)	50
4.	Jason Myers (Sept. 13, 2015-Oct. 15, 2017)	38
5.	Josh Scobee (Sept. 15, 2013-Dec. 28, 2014)	31
6.	Mike Hollis (Oct. 16, 2000-Dec. 30, 2001)	25
7.	Josh Lambo (Oct. 22, 2015-Nov. 25, 2018)	21
8.	Riley Patterson (Sept. 11, 2022-Jan. 7, 2023)	17
9.	Seth Marler (Sept. 7, 2003-Dec. 28, 2003)	16
10.	Brandon McManus (Sept. 10 2023-Dec. 17, 2023)	14
	Josh Scobee (Sept. 12-Dec. 19, 2004)	14
	Mike Hollis (Sept. 3-Dec. 10, 1995)	14
13.	Several players tied	8

### Field Goals Made

1.	Josh Scobee (2004-14)	235
2.	Mike Hollis (1995-2001)	175
3.	Josh Lambo (2017-21)	77
4.	Jason Myers (2015-17)	64



# INDIVIDUAL RECORDS

5.	Brandon McManus (2023)	30
	Riley Patterson (2022)	30

## Field Goal Percentage (min. 25 FGA)

1.	<b>Cam Little (2024)</b>	93.1
2.	Josh Lambo (2017-21)	91.6
3.	Riley Patterson (2022)	85.7
4.	Brandon McManus (2023)	81.1
5.	Jason Myers (2015-17)	81.0
6.	Josh Scobee (2004-14)	80.8

## Extra Points Made

1.	Josh Scobee (2004-14)	317
2.	Mike Hollis (1995-2001)	239
3.	Jason Myers (2015-17)	76
4.	Josh Lambo (2017-21)	73
5.	Riley Patterson (2022)	36

## Extra-Point Percentage (min. 25 XPA)

1.	<b>Cam Little (2024)</b>	<b>100.0</b>
	Brandon McManus (2023)	100.0
	Seth Marler (2003)	100.0
4.	Mike Hollis (1995-2001)	98.8
5.	Josh Scobee (2004-14)	98.4
6.	Riley Patterson (2022)	97.3
7.	John Carney (2007)	95.2

## Touchdowns

1.	Maurice Jones-Drew (2006-13)	81
2.	Fred Taylor (1998-2008)	70
3.	Jimmy Smith (1995-2005)	69
4.	James Stewart (1995-99)	38
5.	Mercedes Lewis (2006-17)	33
6.	Keenan McCardell (1996-2001)	30
7.	Allen Robinson (2014-17)	22
	James Robinson (2020-22)	22
9.	Allen Hurns (2014-17)	21
10.	Stacey Mack (1999-2002)	20

## Consecutive Field Goals Made

1.	Josh Lambo (Dec. 2, 2018-Nov. 3, 2019)	24
	Josh Lambo (Nov. 19, 2017-Nov. 11, 2018)	24
3.	Riley Patterson (Oct. 23, 2022- Jan. 7, 2023)	21
4.	Josh Scobee (Nov. 27, 2011-Nov. 4, 2012)	20
	Mike Hollis (Nov. 1, 1998-Sept. 19, 1999)	20
6.	Brandon McManus (Sept. 24-Nov. 26, 2023)	19
	Jason Myers (Nov. 15, 2015-Sept. 11, 2016)	16
	Mike Hollis (Oct. 12-Nov. 30, 1997)	16
9.	<b>Cam Little (Sept. 15-Dec. 1, 2024)</b>	<b>15</b>
	Josh Scobee (Sept. 11-Nov. 13, 2011)	15
	Josh Scobee (Oct. 1-Nov. 26, 2006)	15
12.	Josh Scobee (Dec. 23, 2012-Nov. 10, 2013)	14
	Josh Scobee (Sept. 12-Nov. 14, 2010)	14

## Longest Field Goals

1.	<b>Cam Little (Nov. 17, 2024 at DET)</b>	<b>59</b>
	Josh Lambo (Nov. 8, 2020 vs. HOU)	
	Josh Scobee (Oct. 3, 2010 vs. IND)	
4.	Jason Myers (Sept. 20, 2015 vs. MIA)	58
5.	Josh Lambo (OCT. 28, 2018 vs. PHI)	57
6.	Brandon McManus (Oct. 1, 2023 vs. ATL)	56
	Matthew Wright (Nov. 14, 2021 vs. MIA)	
	Josh Lambo (DEC. 29, 2019 vs. IND)	
	Josh Lambo (NOV. 5, 2017 vs. CIN)	
	Jason Myers (Dec. 24, 2016 vs. TEN)	
11.	Josh Lambo (Nov. 11, 2018 at IND)	55
	Josh Scobee (Dec. 15, 2013 vs. BUF)	
	Josh Scobee (Sept. 18, 2011 at NYJ)	

## Consecutive Extra Points Made

1.	Mike Hollis (Oct. 22, 1995-Dec. 9, 2001)	220
2.	Josh Scobee (Nov. 8, 2009-Jan. 1, 2012)	82
3.	Josh Scobee (Sept. 12, 2004-Jan. 1, 2006)	59
4.	Josh Scobee (Dec. 16, 2007-Nov. 1, 2009)	58
5.	Josh Scobee (Sept. 10, 2006-Dec. 16, 2007)	55
6.	Josh Scobee (Sept. 16, 2012-Dec. 22, 2013)	39
7.	Brandon McManus (Sept. 10, 2023-Jan. 7, 2024)	35
8.	Seth Marler (Sept. 7-Dec. 28, 2003)	30

## PASSING

### Passing Yards

1.	Mark Brunell (1995-2003)	25,698
2.	Blake Bortles (2014-18)	17,646
3.	David Garrard (2002-10)	16,003
4.	<b>Trevor Lawrence (2021-24)</b>	<b>13,815</b>
5.	Byron Leftwich (2003-06)	9,042
6.	Chad Henne (2012-17)	5,817
7.	Gardner Minshew II (2019-20)	5,530
8.	Blaine Gabbert (2011-13)	4,357

### Pass Attempts

1.	Mark Brunell (1995-2003)	3,616
2.	Blake Bortles (2014-18)	2,632
3.	David Garrard (2002-10)	2,281
4.	<b>Trevor Lawrence (2021-24)</b>	<b>2,034</b>
5.	Byron Leftwich (2003-06)	1,344
6.	Chad Henne (2012-17)	891
7.	Gardner Minshew II (2019-20)	797
8.	Blaine Gabbert (2011-13)	777

### Pass Completions

1.	Mark Brunell (1995-2003)	2,184
2.	Blake Bortles (2014-18)	1,561
3.	David Garrard (2002-10)	1,406
4.	<b>Trevor Lawrence (2021-24)</b>	<b>1,288</b>
5.	Byron Leftwich (2003-06)	789
6.	Chad Henne (2012-17)	513
7.	Gardner Minshew II (2019-20)	501
8.	Blaine Gabbert (2011-13)	414

### Consecutive Pass Completions

1.	David Garrard (Nov. 14-21, 2010)	17
2.	Gardner Minshew II (Sept. 13, 2020)	16
3.	Byron Leftwich (Oct. 17-24, 2004)	15
4.	Gardner Minshew II (Oct. 11, 2020)	14
5.	Gardner Minshew II (Sept. 8, 2019)	13
	Mark Brunell (Sept. 7, 2003 at Car.)	13
	Mark Brunell (Oct. 6, 1996 at N.O.)	13

### Completion Percentage (min. 200 attempts)

1.	<b>Trevor Lawrence (2021-24)</b>	<b>63.3</b>
2.	Gardner Minshew II (2019-20)	62.9
3.	David Garrard (2002-10)	61.6
4.	Mark Brunell (1995-2003)	60.4
5.	Blake Bortles (2014-18)	59.3
6.	Byron Leftwich (2003-06)	58.7
7.	Chad Henne (2012-17)	57.6

### Longest Pass Completions

1.	Blake Bortles (Dec. 27, 2015 at N.O.)	90t
2.	<b>Trevor Lawrence (Oct. 6, 2024 vs. IND)</b>	<b>85t</b>
3.	Byron Leftwich (Sept. 28, 2003 at HOU)	84t
4.	Chad Henne (Nov. 18, 2012 at HOU)	81t
5.	Blake Bortles (Nov. 11, 2018 at IND)	80
	Blake Bortles (Dec. 13, 2015 vs. IND)	80t
	Blaine Gabbert (Sept. 23, 2012 at IND)	80t



# INDIVIDUAL RECORDS

	Quinn Gray (Nov. 4, 2007 at N.O.)	80t
9.	Mark Brunell (Sept. 15, 2002 at K.C.)	79t
10.	Mark Brunell (Nov. 1, 1998 at BAL)	78t
11.	Blake Bortles (Dec. 10, 2017 vs. SEA)	75t
	David Garrard (Nov. 21, 2010 vs. CLE)	75
	Mark Brunell (Nov. 9, 1997 vs. K.C.)	75

## Touchdown Passes

1.	Mark Brunell (1995-2003)	144
2.	Blake Bortles (2014-18)	103
3.	David Garrard (2002-10)	89
4.	<b>Trevor Lawrence (2021-24)</b>	<b>69</b>
5.	Byron Leftwich (2003-06)	51
6.	Gardner Minshew II (2019-20)	37
7.	Chad Henne (2012-17)	27
8.	Blaine Gabbert (2011-13)	22

## Longest Passing Touchdowns

1.	Blake Bortles (Dec. 27, 2015 at N.O.)	90
2.	<b>Trevor Lawrence (Oct. 6, 2024 vs. IND)</b>	<b>85</b>
2.	Byron Leftwich (Sept. 28, 2003 at HOU)	84
3.	Chad Henne (Nov. 18, 2012 at HOU)	81
4.	Blake Bortles (Nov. 11, 2018 at IND)	80
	Blake Bortles (Dec. 13, 2015 vs. IND)	80
	Blaine Gabbert (Sept. 23, 2012 at IND)	80
	Quinn Gray (Nov. 4, 2007 at N.O.)	80
8.	Mark Brunell (Sept. 15, 2002 at K.C.)	79
9.	Mark Brunell (Nov. 1, 1998 at BAL)	78
10.	Blake Bortles (Dec. 10, 2017 vs. SEA)	75

## Interceptions Thrown

1.	Mark Brunell (1995-2003)	86
2.	Blake Bortles (2014-18)	75
3.	David Garrard (2002-10)	54
4.	<b>Trevor Lawrence (2021-24)</b>	<b>46</b>
5.	Byron Leftwich (2003-06)	36
6.	Chad Henne (2012-17)	26
7.	Blaine Gabbert (2011-13)	24

## Interception Percentage (min. 125 attempts)

1.	Gardner Minshew II (2019-20)	1.4
2.	Cody Kessler (2018)	1.5
	<b>Trevor Lawrence (2021-24)</b>	<b>1.5</b>
4.	David Garrard (2002-10)	2.4
	Mark Brunell (1995-2003)	2.4
6.	Byron Leftwich (2003-06)	2.7
7.	Mike Glennon (2020)	2.8
	Quinn Gray (2005-07)	2.8
	Blake Bortles (2014-18)	2.8

## 300-Yard Passing Games

1.	Mark Brunell (1995-03)	22
2.	Blake Bortles (2014-18)	20
3.	<b>Trevor Lawrence (2021-24)</b>	<b>9</b>
4.	David Garrard (2002-10)	6
5.	Gardner Minshew II (2019-20)	5
	Chad Henne (2012-17)	5
7.	Byron Leftwich (2003-06)	4
8.	Quinn Gray (2003-07)	2

## 400-Yard Passing Games

1.	Mark Brunell (1995-03)	2
2.	Blake Bortles (2014-18)	1

## Consecutive Games with a TD Pass

1.	Blake Bortles (Sept. 13-Dec. 27, 2015)	15
2.	Mark Brunell (Oct. 7, 2001-Sept. 15, 2002)	14
3.	Byron Leftwich (Nov. 30, 2003-Oct. 24, 2004)	12
4.	Blake Bortles (Sept. 11-Nov. 27, 2016)	11

5.	Mark Brunell (Oct. 22, 2000-Sept. 1, 2001)	10
6.	David Garrard (Dec. 17, 2006-Oct. 14, 2007)	8
	Byron Leftwich (Sept. 25-Nov. 20, 2005)	8
	Mark Brunell (Oct. 19-Dec. 7, 1997)	8
	Mark Brunell (Sept. 17-Nov. 12, 1995)	8

## Consecutive Games with No INTs

1.	David Garrard (Sept. 9-Nov. 25, 2007)	8
2.	David Garrard (Dec. 11, 2005-Nov. 5, 2006)	6
3.	Mark Brunell (Oct. 11-Nov. 14, 1999)	5
	Mark Brunell (Dec. 1, 1996-Sept. 22, 1997)	5
	<b>Trevor Lawrence (Nov. 6, 2022-Dec. 18, 2022)</b>	<b>5</b>

## Consecutive Passes with No INTs

1.	David Garrard (Sept. 9-Nov. 25, 2007)	209
2.	<b>Trevor Lawrence (Oct. 30, 2022-Dec. 18, 2022)</b>	<b>181</b>
3.	David Garrard (Dec. 4, 2005-Nov. 12, 2006)	175
4.	Mark Brunell (Nov. 24, 1996-Sept. 28, 1997)	172
5.	Gardner Minshew II (Sept. 8-Oct. 13, 2019)	163
6.	David Garrard (Nov. 22-Dec. 17, 2009)	155

## Passer Rating (min. 200 attempts)

1.	Gardner Minshew II (2019-20)	93.1
2.	David Garrard (2002-10)	85.8
3.	<b>Trevor Lawrence (2021-24)</b>	<b>85.0</b>
	Mark Brunell (1995-03)	85.4
5.	Blake Bortles (2014-18)	80.6
6.	Byron Leftwich (2003-06)	80.5
7.	Chad Henne (2012-17)	75.4

# RUSHING

## Rushing Yards

1.	Fred Taylor (1998-08)	11,271
2.	Maurice Jones-Drew (2006-13)	8,071
3.	James Stewart (1995-99)	2,951
4.	<b>Travis Etienne Jr. (2021-24)</b>	<b>2,691</b>
5.	Leonard Fournette (2017-19)	2,631
6.	Mark Brunell (1995-03)	2,219
7.	James Robinson (2020-22)	2,177
8.	T.J. Yeldon (2015-18)	1,872
9.	Blake Bortles (2014-18)	1,775
10.	David Garrard(2002-10)	1,746

## Rushing Attempts

1.	Fred Taylor (1998-08)	2,428
2.	Maurice Jones-Drew (2006-13)	1,804
3.	James Stewart (1995-99)	765
4.	Leonard Fournette (2017-19)	666
5.	<b>Travis Etienne Jr. (2021-24)</b>	<b>637</b>
6.	James Robinson (2020-22)	485
7.	T.J. Yeldon (2015-18)	465
8.	Mark Brunell (1995-03)	429
9.	Natrone Means (1996-97)	396
10.	David Garrard (2002-10)	380

## Rushing Touchdowns

1.	Maurice Jones-Drew (2006-13)	68
2.	Fred Taylor (1998-08)	62
3.	James Stewart (1995-99)	33
4.	Stacey Mack (1999-02)	19
5.	James Robinson (2020-22)	18
	<b>Travis Etienne Jr. (2021-24)</b>	<b>18</b>
7.	Leonard Fournette (2017-19)	17
8.	David Garrard (2002-10)	17
9.	Mark Brunell (1995-03)	14



# INDIVIDUAL RECORDS

<b>10. Trevor Lawrence (2021-24)</b>	<b>13</b>
11. Natrone Means (1996-97)	11

## Consecutive Games with a Rushing TD

1. Maurice Jones-Drew (Nov. 12-Dec. 31, 2006)	8
2. Maurice Jones-Drew (Oct. 18-Nov. 22, 2009)	5
3. Maurice Jones-Drew (Nov. 11-Dec. 2, 2007)	4
James Robinson (Sept. 26-Oct. 17, 2021)	4
Fred Taylor (Dec. 13, 1999-Jan. 2, 2000)	4
James Stewart (Nov. 21-Dec. 13, 1999)	4
Fred Taylor (Nov. 1-22, 1998)	4
Natrone Means (Nov. 9-30, 1997)	4

## Rushing Average (min. 100 attempts)

1. Blake Bortles (2014-18)	6.32
2. Mark Brunell (1995-03)	5.17
3. Fred Taylor (1998-08)	4.64
4. David Garrard (2002-10)	4.59
5. James Robinson (2020-22)	4.5
6. David Garrard (2002-10)	4.59
7. Maurice Jones-Drew (2006-13)	4.47
<b>8. Travis Etienne Jr. (2021-24)</b>	<b>4.3</b>
9. Rashad Jennings (2009-12)	4.21
10. Jordan Todman (2012-14)	4.05
11. T.J. Yeldon (2015-18)	4.03

## Longest Runs from Scrimmage

1. Leonard Fournette (Oct. 8, 2017 at PIT)	90t
2. Leonard Fournette (Sept. 29, 2019 at DEN)	81
3. Maurice Jones-Drew (Nov. 1, 2009 at TEN)	80t
Fred Taylor (Dec. 9, 2007 vs. CAR)	80t
5. Maurice Jones-Drew (Nov. 1, 2009 at TEN)	79t
6. Fred Taylor (Oct. 12, 1998 vs. MIA)	77t
7. Fred Taylor (Oct. 14, 2007 vs. HOU)	76
Fred Taylor (Dec. 10, 2006 vs. IND)	76
9. Leonard Fournette (Oct. 15, 2017 vs. LAR)	75t

## Longest Rushing TDs

1. Leonard Fournette (Oct. 8, 2017 at PIT)	90
2. Maurice Jones-Drew (Nov. 1, 2009 at TEN)	80
Fred Taylor (Dec. 9, 2007 vs. CAR)	80
4. Fred Taylor (Oct. 12, 1998 vs. MIA)	77
5. Leonard Fournette (Oct. 15, 2017 vs. LAR)	75

## 200-Yard Rushing Games

1. Leonard Fournette (2017-19)	1
Fred Taylor (1998-2008)	1

## 100-Yard Rushing Games

1. Fred Taylor (1998-08)	48
2. Maurice Jones-Drew (2006-13)	27
3. Leonard Fournette (2017-19)	8
<b>4. Travis Etienne Jr. (2021-24)</b>	<b>7</b>
5. James Stewart (1995-99)	6
James Robinson (2020-22)	6
7. T.J. Yeldon (2015-18)	3

## Consecutive 100-Yard Games

1. Fred Taylor (Oct. 16-Dec. 17, 2000)	9
2. Maurice Jones-Drew (Oct. 31-Dec. 12, 2010)	6
3. Fred Taylor (Nov. 25-Dec. 23, 2007)	5
4. Maurice Jones-Drew (Dec. 15, 2011-Jan. 1, 2012)	3
Fred Taylor (Nov. 14-28, 2004)	3
Fred Taylor (Nov. 23-Dec. 7, 2003)	3
Stacey Mack (Dec. 16-30, 2001)	3

## RECEIVING

### Receptions

1. Jimmy Smith (1995-05)	862
2. Keenan McCardell (1996-01)	499
3. Mercedes Lewis (2006-17)	375
4. Maurice Jones-Drew (2006-13)	335
5. Fred Taylor (1998-08)	286
6. Kyle Brady (1999-06)	241
7. Evan Engram (2022-24)	234
8. Allen Robinson (2014-17)	202
9. Pete Mitchell (1995-02)	191
10. Reggie Williams (2004-08)	189
Allen Hurns (2014-17)	189

## Consecutive Games with Reception

1. Jimmy Smith (Oct. 29, 1995-Dec. 17, 2000)	86
2. Jimmy Smith (Sept. 9, 2001-Jan. 1, 2006)	76
3. Maurice Jones-Drew (Dec. 10, 2006-Dec. 19, 2010)	65
4. Keenan McCardell (Dec. 28, 1998-Jan. 6, 2002)	49
5. Keenan McCardell (Sept. 1, 1996-Dec. 13, 1998)	45
6. Allen Robinson (Sept. 7, 2014-Sept. 10, 2017)	43
Evan Engram (Sept. 11, 2022-Dec. 15, 2024)	43
8. Allen Hurns (Sept. 7, 2014-Oct. 27, 2016)	38
9. Leonard Fournette (Sept. 10, 2017 - Dec. 22, 2019)	36

## Receiving Yards

1. Jimmy Smith (1995-2005)	12,287
2. Keenan McCardell (1996-2001)	6,393
3. Mercedes Lewis (2006-16)	4,502
4. Maurice Jones-Drew (2006-13)	2,873
5. Allen Robinson (2014-17)	2,848
6. Allen Hurns (2014-17)	2,631
7. Kyle Brady (1999-2006)	2,500
8. Fred Taylor (1998-2008)	2,361
9. Cecil Shorts III (2011-14)	2,343
10. Reggie Williams (2004-08)	2,322
11. Christian Kirk (2022-2024)	2,274

## Receiving Touchdowns

1. Jimmy Smith (1995-2005)	67
2. Mercedes Lewis (2006-17)	33
3. Keenan McCardell (1996-2001)	30
4. Allen Robinson (2014-17)	22
5. Allen Hurns (2014-17)	21
6. Reggie Williams (2004-08)	18
7. Ernest Wilford (2004-10)	15
Matt Jones (2005-08)	15
DJ Chark Jr. (2018-21)	15
10. Mike Sims-Walker (2008-11)	14
11. Kyle Brady (1999-2006)	13

## Consecutive Games with Receiving TD

1. Allen Hurns (Sept. 27-Nov. 15, 2015)	7
2. Allen Robinson (Nov. 29-Dec. 27, 2015)	5
3. Julius Thomas (Nov. 19-Dec. 13, 2015)	4
Mercedes Lewis (Dec. 1-22, 2013)	4
Cecil Shorts III (Nov. 8-Dec. 2, 2012)	4
Reggie Williams (Dec. 9-30, 2007)	4

## Yards Per Reception (min. 100 receptions)

1. Jimmy Smith (1995-2005)	14.25
2. Allen Hurns (2014-17)	14.12
3. Keelan Cole (2017-20)	14.10
Allen Robinson (2014-17)	14.10
5. DJ Chark Jr. (2018-21)	13.90
6. Ernest Wilford (2004-10)	13.86
7. Christian Kirk (2022-24)	13.50



# INDIVIDUAL RECORDS

8. Mike Sims-Walker (2008-11) 13.49

## 200-Yard Receiving Games

1. Jimmy Smith (1995-05) 2  
 2. Justin Blackmon (2012-13) 1  
 Keenan McCardell (1996-01) 1

## 100-Yard Receiving Games

1. Jimmy Smith (1995-05) 46  
 2. Keenan McCardell (1996-01) 19  
 3. Allen Robinson (2014-17) 8  
 Allen Hurns (2014-17) 8  
 5. Cecil Shorts III (2011-14) 7  
 6. Matt Jones (2005-08) 6  
 Mike Sims-Walker (2008-10) 6  
 8. Christian Kirk (2021-24) 5  
**9. Brian Thomas Jr. (2024) 4**  
 Calvin Ridley (2023) 4  
 Keelan Cole (2017-20) 4  
 DJ Chark Jr. (2018-21) 4  
 13. Evan Engram (2022-24) 3  
 Justin Blackmon (2012-13) 3

## Consecutive 100-Yard Games

1. Jimmy Smith (Oct. 24-Nov. 14, 2004) 3  
 Jimmy Smith (Dec. 19, 1999-Jan. 2, 2000) 3  
 Jimmy Smith (Nov. 21-Dec. 2, 1999) 3  
 Jimmy Smith (Sept. 12-26, 1999) 3  
 Jimmy Smith (Nov. 29-Dec. 13, 1998) 3  
 Jimmy Smith (Nov. 9-23, 1997) 3  
 Jimmy Smith (Aug. 31-Sept. 22, 1997) 3

## Longest Receptions

1. Allen Robinson (Dec. 27, 2015 at N.O.) 90t  
**2. Brian Thomas Jr. (Oct. 6, 2024 vs. IND) 85t**  
 3. Troy Edwards (Sept. 28, 2003 at HOU) 84t  
 4. Justin Blackmon (Nov. 18, 2012 at HOU) 81t  
 5. Donte Moncrief (Dec. 11, 2018 at IND) 80t  
 Allen Hurns (Dec. 13, 2015 vs. IND) 80t  
 Cecil Shorts III (Sept. 23, 2012 at IND) 80t  
 Reggie Williams (Nov. 4, 2007 at N.O.) 80t

## Longest Receiving TDs

1. Allen Robinson (Dec. 27, 2015 at N.O.) 90  
**2. Brian Thomas Jr. (Oct. 6, 2024 vs. IND) 85**  
 3. Troy Edwards (Sept. 28, 2003 at Hou.) 84  
 4. Justin Blackmon (Nov. 18, 2012 at HOU) 81  
 5. Donte Moncrief (Nov. 11, 2018 at IND) 80  
 Allen Hurns (Dec. 13, 2015 vs. IND) 80  
 Cecil Shorts III (Sept. 23, 2012 at IND) 80  
 Reggie Williams (Nov. 4, 2007 at N.O.) 80  
 9. Patrick Johnson (Sept. 15, 2002 at K.C.) 79  
 10. Fred Taylor (Nov. 1, 1998 at BAL) 78  
 11. Keelan Cole (Dec. 10, 2017 vs. SEA) 75

## YARDAGE

### Scrimmage Yards

1. Fred Taylor (1998-08) 13,632  
 2. Jimmy Smith (1995-05) 12,286  
 3. Maurice Jones-Drew (2006-13) 10,944  
 4. Keenan McCardell (1996-01) 6,393  
 5. Mercedes Lewis (2006-17) 4,502  
 6. James Stewart (1995-99) 3,804  
**7. Travis Etienne Jr. (2021-24) 3,737**  
 8. Leonard Fournette (2017-19) 3,640  
 9. T.J. Yeldon (2015-18) 3,174  
 10. Allen Robinson (2014-17) 2,848

### All-Purpose Yards

1. Fred Taylor (1998-2008) 13,640  
 2. Maurice Jones-Drew (2006-13) 13,115  
 3. Jimmy Smith (1995-2005) 12,875  
 4. Keenan McCardell (1996-2001) 6,499  
 5. Mercedes Lewis (2006-17) 4,502  
 6. James Stewart (1995-99) 3,804  
**7. Travis Etienne Jr. (2021-24) 3,737**  
 8. Reggie Barlow (1996-2000) 3,687  
 9. Leonard Fournette (2017-19) 3,640  
 10. Mike Thomas (2009-12) 3,276  
 11. T.J. Yeldon (2015-18) 3,174

## PUNTING

### Punts

**1. Logan Cooke (2018-24) 468**  
 2. Bryan Barker (1995-00) 456  
 3. Chris Hanson (2001-06) 424  
 4. Bryan Anger (2012-15) 360  
 5. Adam Podlesh (2007-10) 229  
 6. Brad Nortman (2016-17) 164

### Longest Punts

1. Bryan Barker (Oct. 11, 1999 at NYJ) 83  
 2. Brad Nortman (Oct. 2, 2016 vs. IND) 78  
 3. Adam Podlesh (Oct. 28, 2007 at T.B.) 76  
 4. Chris Hanson (Nov. 20, 2005 at TEN) 74  
 5. Bryan Anger (Oct. 4, 2012 vs. DET) 73  
**Logan Cooke (Oct. 27, 2024 vs. G.B.) 73**  
**7. Logan Cooke (Dec. 16, 2018 vs. WAS) 72**  
**8. Logan Cooke (Nov. 27, 2022 vs. BAL) 70**  
 9. Bryan Anger (Dec. 14, 2014 at BAL) 69  
 Chris Hanson (Sept. 12, 2004 at BUF) 69  
**11. Logan Cooke (Dec 5, 2021 at LAR) 68**  
 12. Three times, last: 67  
**Logan Cooke (Nov. 22, 2020 vs. PIT)**

### Punt Yards

**1. Logan Cooke (2018-24) 22,188**  
 2. Bryan Barker (1995-2000) 19,849  
 3. Chris Hanson (2001-06) 18,190  
 4. Bryan Anger (2012-15) 16,855  
 5. Adam Podlesh (2007-10) 9,751  
 6. Brad Nortman (2016-17) 7,424

### Inside The 20

**1. Logan Cooke (2018-24) 196**  
 Bryan Barker (1995-2000) 151  
 3. Chris Hanson (2001-06) 136  
 4. Bryan Anger (2011-15) 113  
 5. Adam Podlesh (2007-10) 75

### Gross Average (min. 100 punts)

**1. Logan Cooke (2018-24) 47.4**  
 2. Bryan Anger (2012-15) 46.8  
 3. Brad Nortman (2016-17) 45.3  
 4. Bryan Barker (1995-00) 43.5  
 5. Chris Hanson (2001-06) 42.9

### Net Average (min. 100 punts)

**1. Logan Cooke (2018-24) 43.5**  
 2. Bryan Anger (2012-15) 40.5  
 3. Brad Nortman (2016-17) 39.2  
 4. Adam Podlesh (2007-10) 37.8

### Fewest Touchbacks (min. 100 punts)

1. Brad Nortman (2016-17) 17  
 2. Adam Podlesh (2007-10) 19



# INDIVIDUAL RECORDS

3.	Bryan Anger (2012-15)	27
4.	<b>Logan Cooke (2018-24)</b>	<b>28</b>
5.	Bryan Barker (1995-00)	43

## RETURNS

### Kickoff Returns

1.	Maurice Jones-Drew (2006-13)	79
2.	Deji Karim (2010-11)	77
3.	Brian Witherspoon (2008-09)	76
4.	Reggie Barlow (1996-2000)	70
5.	Jordan Todman (2012-14)	68
6.	Jamal Agnew (2021-23)	58
	Willie Jackson (1995-97)	58
8.	David Allen (2003-04)	52
9.	Derrick Wimbush (2005-06)	47
10.	Elvis Joseph (2001-02)	44
11.	Corey Grant (2015-18)	41

### Kickoff Return Yards

1.	Maurice Jones-Drew (2006-12)	2,054
2.	Deji Karim (2010-11)	1,900
3.	Brian Witherspoon (2008-09)	1,818
4.	Jordan Todman (2012-14)	1,762
5.	Reggie Barlow (1996-2000)	1,634
6.	Jamal Agnew (2021-23)	1,463
7.	Willie Jackson (1995-97)	1,206
8.	Derrick Wimbush (2005-06)	1,136
9.	David Allen (2003-04)	1,041
10.	Elvis Joseph (2001-02)	990
11.	Corey Grant (2015-18)	967

### Kick Return Average (min. 50 returns)

1.	Maurice Jones-Drew (2006-13)	26.00
2.	Jordan Todman (2012-14)	25.91
3.	Jamal Agnew (2021-2023)	25.33
4.	Deji Karim (2010-11)	24.68
5.	Brian Witherspoon (2008-09)	23.92
6.	Reggie Barlow (1996-2000)	23.34
7.	Willie Jackson (1995-97)	20.79

### Longest Kickoff Returns

1.	Jamal Agnew (Sept. 19, 2021 vs. DEN)	102t
2.	Marqise Lee (Dec. 18, 2016 at HOU)	100t
	Maurice Jones-Drew (Nov. 4, 2007 at N.O.)	100t
4.	Alvis Whitted (Dec. 26, 1999 at TEN)	98t
5.	Elvis Joseph (Nov. 18, 2001 at PIT)	95t
6.	Maurice Jones-Drew (Dec. 10, 2006 vs. IND)	93t
7.	Reggie Barlow (Dec. 7, 1997 vs. N.E.)	92t

### Kickoff Return Touchdowns

1.	Maurice Jones-Drew (2006-11)	2
2.	Jamal Agnew (2021)	1
	Marqise Lee (2014-2019)	1
	Derrick Wimbush (2005-06)	1
	Jimmy Smith (1995-2005)	1
	Elvis Joseph (2001-02)	1
	Alvis Whitted (1998-2001)	1
	Reggie Barlow (1996-2000)	1

### Punt Returns

1.	Reggie Barlow (1996-2000)	146
2.	Alvin Pearman (2005-08)	81
3.	Mike Thomas (2009-12)	75
4.	Ace Sanders (2013-14)	57
5.	Jamal Agnew (2021-23)	50
6.	Dede Westbrook (2017-20)	44
7.	David Allen (2003-04)	42

8.	Rashad Greene Sr. (2015-18)	41
9.	Jaydon Mickens (2017-18, 21)	39
	Damon Gibson (2001-02)	39
11.	Chris Hudson (1995-98)	32

### Punt Return Yards

1.	Reggie Barlow (1996-2000)	1,581
2.	Alvin Pearman (2005-08)	693
3.	Mike Thomas (2009-12)	620
4.	David Allen (2003-04)	468
5.	Rashad Greene Sr. (2015-18)	448
6.	Jaydon Mickens (2017-21)	444
7.	Dede Westbrook (2017-20)	425
8.	Jamal Agnew (2021-23)	423
9.	Ace Sanders (2013-14)	367
10.	Chris Hudson (1995-98)	348
11.	Damon Gibson (2001-02)	333

### Punt Return Average (min. 25 returns)

1.	Bobby Shaw (2002)	12.40
2.	David Allen (2003-04)	11.14
3.	Rashad Greene Sr. (2015-18)	10.93
4.	Chris Hudson (1995-98)	10.88
5.	Reggie Barlow (1996-2000)	10.83
6.	Jermaine Lewis (2003-04)	9.71
7.	Dede Westbrook (2017-20)	9.70
8.	Jaydon Mickens (2017-18, 21)	8.87
9.	Alvin Pearman (2005-08)	8.56
10.	Damon Gibson (2001-02)	8.54

### Longest Punt Returns

1.	<b>Parker Washington (Oct 20, 2024 vs. N.E.)</b>	<b>96t</b>
	Keelan Cole Sr. (Nov. 15, 2020 at G.B.)	91t
3.	Reggie Barlow (Sept. 13, 1998 vs. K.C.)	85t
4.	Mike Thomas (Dec. 19, 2010 at IND)	78t
5.	Dede Westbrook (Dec. 16, 2018 vs. WAS)	74t
	Reggie Barlow (Nov. 21, 1999 vs. N.O.)	74t
7.	Rashad Greene Sr. (Dec. 13, 2015 vs. IND)	73t
8.	Jaydon Mickens (Dec. 10, 2017 vs. SEA)	72
9.	Bobby Shaw (Oct. 6, 2002 vs. PHI)	69t

### Punt Return Touchdowns

1.	Reggie Barlow (1996-00)	2
2.	<b>Parker Washington (2023-24)</b>	<b>1</b>
	Keelan Cole Sr. (2017-20)	1
	Dede Westbrook (2017-20)	1
	Jaydon Mickens (2017-18, 21)	1
	Rashad Greene Sr. (2015-18)	1
	Mike Thomas (2009-12)	1
	Bobby Shaw (2002)	1

## DEFENSE

### Interceptions

1.	Rashean Mathis (2003-12)	30
2.	Aaron Beasley (1996-2001)	15
3.	Donovin Darius (1998-2006)	14
4.	Derek Cox (2009-12)	12
5.	Paul Posluszny (2011-17)	11
6.	Jalen Ramsey (2016-19)	9
	Telvin Smith Sr. (2014-18)	9
8.	Andre Cisco (2021-24)	8
	A.J. Bouye (2017-19)	8
	Mike Peterson (2003-08)	8
	Chris Hudson (1995-98)	8

### Longest Interceptions Returns

1.	Aaron Beasley (Sept. 12, 1999 vs. S.F.)	93t
----	---	-----



# INDIVIDUAL RECORDS

2.	Rashean Mathis (Oct. 5, 2008 vs. PIT)	72t
3.	Tashaun Gipson Sr. (Sept. 10, 2017 at HOU)	67
4.	Darius Williams (Oct. 1, 2023 vs. ATL)	61t
	Rashean Mathis (Sept. 21, 2008 at IND)	61t
6.	Paul Posluszny (Oct. 13, 2013 at DEN)	59t
	Andre Cisco (Oct. 2, 2022 at PHI)	59t

## INTs Returned for Touchdown

1.	Rashean Mathis (2003-12)	3
	Telvin Smith Sr. (2014-18)	3
3.	Aaron Beasley (1996-2001)	2

## Consecutive Games with INT

1.	Darius Williams (Oct. 1-Oct. 15, 2023)	3
	Brian Williams (Oct. 14-Nov. 11, 2007)	3
	Rashean Mathis (Jan. 1 - Sept. 18, 2006)	3
4.	Barry Church (Dec. 17 - 24, 2017)	2
	A.J. Bouye (Nov. 12 - 19, 2017)	2
	A.J. Bouye (Sept. 24 - Oct. 1, 2017)	2
	Jalen Ramsey (Dec. 3-10, 2017)	2
	Jalen Ramsey (Dec. 18-24, 2016)	2
	Geno Hayes (Dec. 5-15, 2013)	2
	Derek Cox (Oct. 7-21, 2012)	2
	Morgan Trent (Dec. 24, 2011-Jan. 1, 2012)	2
	Rashean Mathis (Dec. 31, 2006-Sept. 9, 2007)	2
	Gerald Sensabaugh (Dec. 3-10, 2006)	2
	Rashean Mathis (Sept. 10-18, 2006)	2
	Rashean Mathis (Oct. 16-30, 2005)	2
	Donovin Darius (Nov. 21-28, 2004)	2
	Mike Peterson (Nov. 23-30, 2003)	2
	Marlon McCree (Dec. 1-8, 2002)	2
	Marlon McCree (Nov. 10-17, 2002)	2
	Donovin Darius (Oct. 31-Nov. 7, 1999)	2
	Chris Hudson (Sept. 20-27, 1998)	2
	Chris Hudson (Nov. 2-9, 1997)	2
	James Williams (Nov. 26-Dec. 3, 1995)	2

## Sacks

1.	Tony Brackens (1996-03)	55.0
2.	<b>Josh Hines-Allen (2019-24)</b>	<b>53.0</b>
3.	Yannick Ngakoue (2016-19)	37.5
4.	Joel Smeenge (1995-00)	34.0
5.	Calais Campbell (2017-19)	31.5
6.	John Henderson (2002-09)	29.0
7.	Paul Spicer (2001-08)	28.5
	Kevin Hardy (1996-01)	28.5

## Consecutive Games with Sack

1.	Tony Brackens (Nov. 11-Dec. 30, 2001)	8
2.	<b>Travon Walker (Dec. 17, 2023-Sept. 8, 2024)</b>	<b>5</b>
3.	Six players	4

## Tackles

1.	Daryl Smith (2004-12)	1,089
2.	Paul Posluszny (2011-17)	973
3.	Donovin Darius (1998-06)	858
4.	Mike Peterson (2003-08)	837
5.	Kevin Hardy (1996-01)	789
6.	Telvin Smith (2014-18)	580
7.	John Henderson (2002-09)	563
8.	Rashean Mathis (2003-12)	554

## Takeaways

1.	Rashean Mathis (2003-12)	35
2.	Donovin Darius (1998-2006)	20
3.	Tony Brackens (1996-2003)	18
	Aaron Beasley (1996-2001)	18

# FUMBLES

## Fumbles

1.	Mark Brunell (1995-03)	53
2.	Blake Bortles (2014-18)	46
3.	David Garrard (2002-10)	44
4.	<b>Trevor Lawrence (2021-24)</b>	<b>36</b>
5.	Fred Taylor (1998-08)	26
	Byron Leftwich (2003-06)	26
7.	Maurice Jones-Drew (2006-13)	22
8.	Blaine Gabbert (2011-13)	21

## Fumbles Lost

1.	<b>Trevor Lawrence (2021-24)</b>	<b>22</b>
2.	David Garrard (2002-10)	21
3.	Blake Bortles (2014-18)	19
4.	Mark Brunell (1995-03)	18
5.	Fred Taylor (1998-08)	17
6.	Gardner Minshew II (2019-20)	11
7.	Maurice Jones-Drew (2006-13)	10
	Byron Leftwich (2003-06)	10

## Forced Fumbles

1.	Tony Brackens (1996-03)	27
2.	Yannick Ngakoue (2016-19)	14
3.	<b>Josh Hines-Allen (2019-24)</b>	<b>10</b>
4.	Daryl Smith (2004-12)	9
	Joel Smeenge (1995-00)	9
6.	John Henderson (2002-09)	8
	Akin Ayodele (2002-05)	8
	Kevin Hardy (1996-01)	8
9.	Paul Spicer (2000-08)	7
	Bobby McCray (2004-07)	7
	Donovin Darius (1998-06)	7
	Aaron Beasley (1996-01)	7

## Longest Fumble Recovery Returns

1.	Aaron Beasley (Nov. 8, 1998 vs. CIN)	90t
2.	Donovin Darius (Nov. 1, 1998 at BAL)	83t
3.	Myles Jack (Oct. 1, 2017 at N.Y. Jets)	81t
4.	Daryl Smith (Oct. 14, 2007 vs. HOU)	77t
5.	Yannick Ngakoue (Dec. 31, 2017 at TEN)	67t
6.	Ainsley Battles (Dec. 3, 2001 vs. G.B.)	60t

# BLOCKS

## Blocked Field Goals

1.	Marcus Stroud (2001-07)	2
	Clyde Simmons (1996-97)	2
3.	Roy Robertson-Harris (2021-24)	1
	Calais Campbell (2017-19)	1
	Tyson Alualu (2010-16)	1
	Chris Clemons (2014-15)	1
	Rashean Mathis (2003-10)	1
	John Henderson (2002-09)	1
	Gerald Sensabaugh (2005-08)	1
	Akin Ayodele (2002-05)	1
	Don Davey (1995-98)	1

## Blocked Field Goal Returns

1.	Chris Hudson (Sept. 22, 1997 vs. PIT)	1
	Mickey Washington (Dec. 1, 1996 vs. CIN)	1

## Blocked Punts

1.	Donovin Darius (1998-2006)	2
	Dave Thomas (1995-99)	2

## Blocked Punt Returns

1.	<b>Daniel Thomas (Oct. 25, 2020 at LAC)</b>	<b>1</b>
----	---	----------



# INDIVIDUAL RECORDS

Mike Harris (Dec. 30, 2012 at TEN)	1	Cody Davis (Nov. 3, 2019 vs. HOU)	1
Zach Potter (Dec. 15, 2011 at ATL)	1	Telvin Smith Sr. (Dec. 31, 2017 at TEN)	1
Alvis Whitted (Nov. 1, 1998 at BAL)	1	Jalen Myrick (Dec. 24, 2017 at S.F.)	1
Jimmy Smith (Dec. 3, 1995 at DEN)	1	Sen'Derrick Marks (Nov. 20, 2016 at DET)	1
<b>Blocked Extra Points</b>		Tony Brackens (Oct. 5, 1997 vs. CIN)	1
1. Adam Gotsis (Jan. 2, 2022 at N.E.)	1	Clyde Simmons (Sept. 22, 1996 at N.E.)	1
Adam Gotsis (Dec. 26, 2021 at NYJ)	1		



# SINGLE-SEASON RECORDS

## SCORING

### Points

1.	Mike Hollis (1997)	134
2.	Mike Hollis (1999)	130
3.	Riley Patterson (2022)	126
4.	Brandon McManus (2023)	125
5.	Josh Scobee (2006)	119
6.	Josh Lambo (2019)	118
	Mike Hollis (1996)	117
8.	Jason Myers (2016)	110
	Jason Myers (2015)	110
<b>10.</b>	<b>Cam Little (2024)</b>	<b>108</b>
	Mike Hollis (1998)	108

### Touchdowns

1.	Fred Taylor (1998)	17
2.	Maurice Jones-Drew (2009)	16
	Maurice Jones-Drew (2006)	16
4.	Allen Robinson (2015)	14
	Maurice Jones-Drew (2008)	14
	Fred Taylor (2000)	14
7.	James Stewart (1999)	13
<b>8.</b>	<b>Travis Etienne Jr. (2023)</b>	<b>11</b>
	Maurice Jones-Drew (2011)	11
10.	Several players tied	10

### Field Goals

1.	Josh Lambo (2019)	33
2.	Mike Hollis (1999)	31
	Mike Hollis (1997)	31
4.	Brandon McManus (2023)	30
	Riley Patterson (2022)	30
	Mike Hollis (1996)	30
<b>7.</b>	<b>Cam Little (2024)</b>	<b>27</b>
	Jason Myers (2016)	27
9.	Jason Myers (2015)	26
	Josh Scobee (2006)	26
11.	Josh Scobee (2012)	25
12.	Josh Scobee (2004)	24
	Mike Hollis (2000)	24

### Field Goal Percentage (min. 20 attempts)

1.	Josh Lambo (2019)	97.1
2.	Josh Lambo (2017)	95.0
<b>3.</b>	<b>Cam Little (2024)</b>	<b>93.1</b>
4.	Mike Hollis (2000)	92.3
5.	Josh Scobee (2013)	92.0
	Josh Scobee (2011)	92.0
7.	Josh Lambo (2018)	90.5
8.	Cam Little (2024)	90.0
9.	Josh Scobee (2012)	89.3
10.	Jason Myers (2015)	86.7
11.	Mike Hollis (1997)	86.1
12.	Riley Patterson (2022)	85.7
13.	Mike Hollis (1996)	83.3
14.	Mike Hollis (1999)	81.6

### Extra Points

1.	Mike Hollis (1998)	45
2.	Josh Scobee (2010)	41
	Josh Scobee (2006)	41
	Mike Hollis (1997)	41
5.	Josh Scobee (2005)	38
6.	Mike Hollis (1999)	37
7.	Riley Patterson (2022)	36
8.	Brandon McManus (2023)	35

9.	Josh Scobee (2008)	33
	Mike Hollis (2000)	33
11.	Jason Myers (2015)	32

## PASSING

### Pass Completions

<b>1.</b>	<b>Trevor Lawrence (2022)</b>	<b>387</b>
<b>2.</b>	<b>Trevor Lawrence (2023)</b>	<b>370</b>
3.	Blake Bortles (2016)	368
<b>4.</b>	<b>Trevor Lawrence (2021)</b>	<b>359</b>
5.	Blake Bortles (2015)	355
6.	Mark Brunell (1996)	353
7.	David Garrard (2008)	335
8.	Blake Bortles (2017)	315
9.	David Garrard (2009)	314
10.	Mark Brunell (2000)	311
11.	Chad Henne (2013)	305
12.	Mark Brunell (2001)	289

### Pass Attempts

1.	Blake Bortles (2016)	625
2.	Blake Bortles (2015)	606
<b>3.</b>	<b>Trevor Lawrence (2021)</b>	<b>602</b>
<b>4.</b>	<b>Trevor Lawrence (2022)</b>	<b>584</b>
<b>5.</b>	<b>Trevor Lawrence (2023)</b>	<b>564</b>
6.	Mark Brunell (1996)	557
7.	David Garrard (2008)	535
8.	Blake Bortles (2017)	523
9.	David Garrard (2009)	516
10.	Mark Brunell (2000)	512
11.	Chad Henne (2013)	503
12.	Blake Bortles (2014)	475

### Completion Percentage (min. 300 attempts)

<b>1.</b>	<b>Trevor Lawrence (2022)</b>	<b>66.3</b>
<b>2.</b>	<b>Trevor Lawrence (2023)</b>	<b>65.6</b>
3.	David Garrard (2010)	64.5
4.	David Garrard (2007)	64.0
5.	Mark Brunell (1996)	63.4
6.	David Garrard (2008)	62.6
7.	Mark Brunell (2001)	61.1
8.	David Garrard (2009)	60.9
9.	Mark Brunell (2000)	60.7

### Passing Yards

1.	Blake Bortles (2015)	4,428
2.	Mark Brunell (1996) *Led NFL*	4,367
<b>3.</b>	<b>Trevor Lawrence (2022)</b>	<b>4,367</b>
<b>4.</b>	<b>Trevor Lawrence (2023)</b>	<b>4,016</b>
5.	Blake Bortles (2016)	3,905
6.	Blake Bortles (2017)	3,687
<b>7.</b>	<b>Trevor Lawrence (2021)</b>	<b>3,641</b>
8.	Mark Brunell (2000)	3,640
9.	David Garrard (2008)	3,620
10.	David Garrard (2009)	3,597
11.	Mark Brunell (2001)	3,309
12.	Mark Brunell (1997)	3,281

### Average Gain Per Attempt (min. 300 attempts)

1.	Mark Brunell (1996) *Led NFL*	7.8
2.	David Garrard (2007)	7.7
3.	Mark Brunell (1997)	7.5
	David Garrard (2010)	7.5
5.	Blake Bortles (2015)	7.3
	Mark Brunell (1998)	7.3
<b>7.</b>	<b>Trevor Lawrence (2023)</b>	<b>7.1</b>



# SINGLE-SEASON RECORDS

	Mark Brunell (2000)	7.1
<b>9.</b>	<b>Trevor Lawrence (2022)</b>	<b>7.0</b>
	Gardner Minshew II (2019)	7.0
	Blake Bortles (2017)	7.0
	Byron Leftwich (2005)	7.0
	Mark Brunell (2001)	7.0

## Touchdown Passes

1.	Blake Bortles (2015)	35
<b>2.</b>	<b>Trevor Lawrence (2022)</b>	<b>25</b>
3.	Blake Bortles (2016)	23
	David Garrard (2010)	23
<b>5.</b>	<b>Trevor Lawrence (2023)</b>	<b>21</b>
	Gardner Minshew II (2019)	21
	Blake Bortles (2017)	21
8.	Mark Brunell (2000)	20
	Mark Brunell (1998)	20
10.	Mark Brunell (2001)	19
	Mark Brunell (1996)	19
12.	David Garrard (2007)	18
	Mark Brunell (1997)	18

## Interceptions

1.	Mark Brunell (1996)	20
2.	Blake Bortles (2015)	18
<b>3.</b>	<b>Trevor Lawrence (2021)</b>	<b>17</b>
	Blake Bortles (2014)	17
5.	Blake Bortles (2016)	16
	Byron Leftwich (2003)	16
7.	David Garrard (2010)	15
<b>8.</b>	<b>Trevor Lawrence (2023)</b>	<b>14</b>
	Chad Henne (2013)	14
	Mark Brunell (2000)	14
11.	Blake Bortles (2017)	13
	David Garrard (2008)	13

## Interception Percentage (min. 300 attempts)

1.	David Garrard (2007)	0.9
2.	Gardner Minshew II (2019)	1.3
<b>3.</b>	<b>Trevor Lawrence (2022)</b>	<b>1.4</b>
4.	Gardner Minshew II (2020)	1.5
5.	Mark Brunell (1997)	1.6
6.	Byron Leftwich (2005)	1.7
	Mark Brunell (2002)	1.7
8.	David Garrard (2009)	1.9
9.	Mark Brunell (1999)	2.0
	Mark Brunell (1995)	2.0
11.	Byron Leftwich (2004)	2.3

## 400-Yard Passing Games

1.	Mark Brunell (1996)	2
2.	Blake Bortles (2018)	1

## 300-Yard Passing Games

1.	Blake Bortles (2015)	6
	Mark Brunell (1996)	6
3.	Blake Bortles (2016)	5
4.	Blake Bortles (2018)	4
	Blake Bortles (2017)	4
<b>6.</b>	<b>Trevor Lawrence (2022)</b>	<b>4</b>

## Passer Rating (min. 300 attempts)

1.	David Garrard (2007)	102.2
2.	Gardner Minshew II (2020)	95.9
<b>3.</b>	<b>Trevor Lawrence (2022)</b>	<b>95.2</b>
4.	Gardner Minshew II (2019)	91.2
	Mark Brunell (1997)	91.2
6.	David Garrard (2010)	90.8

7.	Mark Brunell (1998)	89.9
8.	Byron Leftwich (2005)	89.3
<b>9.</b>	<b>Trevor Lawrence (2023)</b>	<b>88.5</b>
10.	Blake Bortles (2015)	88.2

## RUSHING

### Rushing Attempts

1.	Fred Taylor (2003)	345
2.	Maurice Jones-Drew (2011)	343
3.	Maurice Jones-Drew (2009)	312
4.	Maurice Jones-Drew (2010)	299
5.	Fred Taylor (2000)	292
6.	Fred Taylor (2002)	287
7.	Leonard Fournette (2017)	268
<b>8.</b>	<b>Travis Etienne Jr. (2023)</b>	<b>267</b>
9.	Leonard Fournette (2019)	265
10.	Fred Taylor (1998)	264

### Rushing Yards

1.	Maurice Jones-Drew (2011) *Led NFL*	1,606
2.	Fred Taylor (2003)	1,572
3.	Fred Taylor (2000)	1,399
4.	Maurice Jones-Drew (2009)	1,391
5.	Maurice Jones-Drew (2010)	1,324
6.	Fred Taylor (2002)	1,314
7.	Fred Taylor (2004)	1,224
8.	Fred Taylor (1998)	1,223
9.	Fred Taylor (2007)	1,202
10.	Leonard Fournette (2019)	1,152

### Rushing Touchdowns

1.	Maurice Jones-Drew (2009)	15
2.	Fred Taylor (1998)	14
3.	Maurice Jones-Drew (2006)	13
	James Stewart (1999)	13
5.	Maurice Jones-Drew (2008)	12
	Fred Taylor (2000)	12
<b>7.</b>	<b>Travis Etienne Jr. (2023)</b>	<b>11</b>
8.	Leonard Fournette (2017)	9
	Maurice Jones-Drew (2007)	9
	Stacey Mack (2002)	9
	Stacey Mack (2001)	9
	Natrone Means (1997)	9

### Rushing Average (min. 150 attempts)

1.	Maurice Jones-Drew (2006)	5.67
2.	Fred Taylor (2007)	5.39
<b>3.</b>	<b>Travis Etienne Jr. (2022)</b>	<b>5.11</b>
4.	Fred Taylor (2006)	4.96
5.	Fred Taylor (2000)	4.79
6.	Fred Taylor (2004)	4.71
7.	James Robinson (2021)	4.70
8.	Maurice Jones-Drew (2011)	4.68
9.	Fred Taylor (1998)	4.63
10.	Maurice Jones-Drew (2007)	4.60

### 200-Yard Rushing Games

1.	Leonard Fournette (2019)	1
	Fred Taylor (2000)	1

### 100-Yard Rushing Games

1.	Fred Taylor (2000)	9
2.	Maurice Jones-Drew (2010)	7
	Fred Taylor (2003)	7
4.	Maurice Jones-Drew (2011)	6
	Fred Taylor (1998)	6
<b>6.</b>	<b>Travis Etienne Jr. (2022)</b>	<b>5</b>



# SINGLE-SEASON RECORDS

Leonard Fournette (2017)	5
Maurice Jones-Drew (2009)	5
Fred Taylor (2007)	5
Fred Taylor (2004)	5
Fred Taylor (2002)	5

## RECEIVING

### Receptions

1. Jimmy Smith (1999) *Led NFL*	116
2. Evan Engram (2023)	114
3. Jimmy Smith (2001)	112
4. Keenan McCardell (2000)	94
5. Keenan McCardell (2001)	93
6. Jimmy Smith (2000)	91
7. <b>Brian Thomas Jr. (2024)</b>	<b>87</b>
8. Keenan McCardell (1997)	85
Keenan McCardell (1996)	85
10. Christian Kirk (2022)	84
11. Jimmy Smith (1996)	83
12. Jimmy Smith (1997)	82
Zay Jones (2022)	82

### Receiving Yards

1. Jimmy Smith (1999)	1,636
2. Allen Robinson (2015)	1,400
3. Jimmy Smith (2001)	1,373
4. Jimmy Smith (1997)	1,324
5. <b>Brian Thomas Jr. (2024)</b>	<b>1,282</b>
6. Jimmy Smith (1996)	1,244
7. Jimmy Smith (2000)	1,213
8. Keenan McCardell (2000)	1,207
9. Jimmy Smith (1998)	1,182
10. Jimmy Smith (2004)	1,172
11. Keenan McCardell (1997)	1,164
12. Keenan McCardell (1996)	1,129
13. Keenan McCardell (2001)	1,110
14. Christian Kirk (2022)	1,108
15. Allen Hurns (2015)	1,031
16. Jimmy Smith (2002)	1,027

### Receiving Touchdowns

1. Allen Robinson (2015) *Led NFL*	14
2. Allen Hurns (2015)	10
Marcedes Lewis (2010)	10
Reggie Williams (2007)	10
<b>Brian Thomas Jr. (2024)</b>	<b>10</b>
6. Calvin Ridley (2023)	8
DJ Chark Jr. (2019)	8
Jimmy Smith (2001)	8
Jimmy Smith (2000)	8
Jimmy Smith (1998)	8

### Yards Per Reception (min. 50 receptions)

1. Cecil Shorts III (2012)	17.80
2. Allen Robinson (2015)	17.50
3. Jimmy Smith (1997)	16.15
4. Allen Hurns (2015)	16.11
5. Jimmy Smith (2004)	15.84
6. Jimmy Smith (1998)	15.15

### 200-Yard Receiving Games

1. Justin Blackmon (2012)	1
Jimmy Smith (2000)	1
Jimmy Smith (1999)	1
Keenan McCardell (1996)	1

### 100-Yard Receiving Games

1. Jimmy Smith (1999)	9
2. Allen Robinson (2015)	6
Jimmy Smith (2001)	6
Jimmy Smith (1997)	6
5. Allen Hurns (2015)	5
Keenan McCardell (2000)	5
Jimmy Smith (2000)	5
Jimmy Smith (2000)	5

## YARDAGE

### Scrimmage Yards

1. Maurice Jones-Drew (2011)	1,980
2. Fred Taylor (2003)	1,942
3. Maurice Jones-Drew (2009)	1,765
4. Fred Taylor (2002)	1,722
5. Leonard Fournette (2019)	1,674
6. Fred Taylor (1998)	1,644
7. Maurice Jones-Drew (2010)	1,641
8. Fred Taylor (2000)	1,639
9. Jimmy Smith (1999)	1,636
10. Fred Taylor (2004)	1,569

### All-Purpose Yards

1. Maurice Jones-Drew (2006)	2,250
2. Maurice Jones-Drew (2007)	2,014
3. Maurice Jones-Drew (2011)	1,964
4. Fred Taylor (2003)	1,942
5. Maurice Jones-Drew (2009)	1,886
6. Maurice Jones-Drew (2008)	1,739
7. Fred Taylor (2002)	1,722
8. Leonard Fournette (2019)	1,674
9. Fred Taylor (1998)	1,653
10. Maurice Jones-Drew (2010)	1,641

## PUNTING

### Punts

1. Bryan Anger (2013)	95
2. Bryan Anger (2014)	94
3. Bryan Anger (2012)	91
4. Brad Nortman (2017)	87
5. <b>Logan Cooke (2018)</b>	<b>86</b>
6. Bryan Barker (1998)	85
7. Chris Hanson (2004)	84
8. Chris Hanson (2005)	82
Chris Hanson (2001)	82
Bryan Barker (1995)	82

### Gross Average (min. 50 punts)

1. <b>Logan Cooke (2022)</b>	<b>49.3</b>
2. Bryan Anger (2012) *NFL rookie record*	47.8
3. <b>Logan Cooke (2020)</b>	<b>47.7</b>
4. Bryan Anger (2014)	47.5
5. <b>Logan Cooke (2023)</b>	<b>47.4</b>
6. <b>Logan Cooke (2021)</b>	<b>47.3</b>
7. <b>Logan Cooke (2019)</b>	<b>46.8</b>
8. Brad Nortman (2016)	46.6
9. Bryan Anger (2015)	46.3
10. Bryan Anger (2013)	45.7
11. <b>Logan Cooke (2018)</b>	<b>45.0</b>

### Net Average (min. 50 punts)

1. <b>Logan Cooke (2019) *Led NFL*</b>	<b>44.5</b>
2. <b>Logan Cooke (2023)</b>	<b>43.8</b>
<b>Logan Cooke (2022)</b>	<b>43.8</b>
4. <b>Logan Cooke (2021)</b>	<b>43.6</b>



# SINGLE-SEASON RECORDS

5.	<b>Logan Cooke (2020)</b>	<b>43.2</b>
6.	<b>Logan Cooke (2018)</b>	<b>41.3</b>
7.	Bryan Anger (2012) *NFL rookie record*	40.8
8.	Bryan Anger (2013)	40.5
9.	Bryan Anger (2014)	39.6
10.	Brad Nortman (2016)	39.5
	Bryan Anger (2015)	39.5

## Inside The 20

1.	<b>Logan Cooke (2018)</b>	<b>37</b>
2.	Chris Hanson (2005)	33
3.	Bryan Barker (1999)	32
4.	Bryan Anger (2013)	31
	Bryan Anger (2012)	31

## Touchbacks (min. 50 punts)

1.	<b>Logan Cooke (2021)</b>	<b>1</b>
2.	<b>Logan Cooke (2019)</b>	<b>2</b>
	Adam Podlesh (2007)	2
4.	<b>Logan Cooke (2023)</b>	<b>4</b>
	Bryan Anger (2015)	4

## RETURNS

### Kickoff Returns

1.	Brian Witherspoon (2008)	52
2.	Deji Karim (2010)	50
3.	David Allen (2003)	41
4.	Derrick Wimbush (2005)	39
5.	Jordan Todman (2014)	38
6.	Shyrone Stith (2000)	33
7.	Willie Jackson (1997)	32
8.	Maurice Jones-Drew (2007)	31
	Maurice Jones-Drew (2006)	31
10.	Reggie Barlow (1998)	30

### Kickoff Return Yards

1.	Brian Witherspoon (2008)	1,250
2.	Deji Karim (2010)	1,248
3.	Jordan Todman (2014)	972
4.	Derrick Wimbush (2005)	955
5.	Maurice Jones-Drew (2006)	860
6.	David Allen (2003)	831
7.	Maurice Jones-Drew (2007)	811
8.	Shyrone Stith (2000)	785
9.	Reggie Barlow (1998)	747
10.	Jordan Todman (2013)	712

### Kickoff Return Average (min. 15 returns)

1.	Marqise Lee (2016)	30.3
2.	Maurice Jones-Drew (2006)	27.7
3.	Jordan Todman (2013)	27.4
4.	Maurice Jones-Drew (2007)	26.2
5.	Jamal Agnew (2023)	26.1
6.	Jamal Agnew (2022)	26.0
7.	Jordan Todman (2014)	25.6
8.	Elvis Joseph (2001)	25.2
9.	Deji Karim (2010)	25.0
10.	Corey Grant (2017)	24.9
	Reggie Barlow (1998)	24.9

### Kickoff Return Touchdowns

1.	Eight players, last: Jamal Agnew (2021)	1
----	--	---

### Punt Returns

1.	Alvin Pearman (2005)	49
2.	Reggie Barlow (1998)	43
3.	Damon Gibson (2001)	38

	Reggie Barlow (1999)	38
5.	Reggie Barlow (1997)	36
6.	Mike Thomas (2010)	34
7.	Ace Sanders (2014)	32
	Chris Hudson (2006)	32
	Chris Hudson (1996)	32
10.	Reggie Barlow (2000)	29

### Punt Return Yards

1.	Reggie Barlow (1998)	555
2.	Reggie Barlow (1999)	414
3.	Reggie Barlow (1997)	412
4.	Alvin Pearman (2005)	410
5.	Mike Thomas (2010)	358
6.	Chris Hudson (1996)	348
7.	Damon Gibson (2001)	333
8.	David Allen (2003)	324
9.	Bobby Shaw (2002)	310
10.	Rashad Greene Sr. (2015)	301

### Punt Return Average (min. 15 returns)

1.	Rashad Greene Sr. (2015)	16.7
2.	Dede Westbrook (2018)	14.0
3.	Reggie Barlow (1998)	12.9
4.	Bobby Shaw (2002)	12.4
5.	David Allen (2003)	12.0
6.	Reggie Barlow (1997)	11.4
7.	Brian Witherspoon (2008)	11.3
8.	Reggie Barlow (1999)	10.9
	Chris Hudson (1996)	10.9
10.	Jaydon Mickens (2017)	10.6

### Punt Return Touchdowns

1.	Keelan Cole (2020)	1
	Dede Westbrook (2018)	1
	Jaydon Mickens (2017)	1
	Rashad Greene Sr. (2015)	1
	Mike Thomas (2010)	1
	Bobby Shaw (2002)	1
	Reggie Barlow (1998, 1999)	1

## DEFENSE

### Interceptions

1.	Rashean Mathis (2006)	8
2.	A.J. Bouye (2017)	6
	Marlon McCree (2002)	6
	Aaron Beasley (1999)	6
5.	Reggie Nelson (2007)	5
	Rashean Mathis (2005)	5
	Donovin Darius (2004)	5
	Rashean Mathis (2004)	5
	Deon Figures (1997)	5

### INTs Returned for Touchdown

1.	Rashean Mathis (2008)	2
	Aaron Beasley (1999)	2
3.	Several players tied	1

### Sacks

1.	<b>Josh Hines-Allen (2023)</b>	<b>17.5</b>
2.	Calais Campbell (2017)	14.5
	Yannick Ngakoue (2017)	12.0
	Tony Brackens (1999)	12.0
5.	Tony Brackens (2001)	11.0
6.	<b>Josh Hines-Allen (2019)</b>	<b>10.5</b>
	Calais Campbell (2018)	10.5
	Kevin Hardy (1999)	10.5



# SINGLE-SEASON RECORDS

## Tackles

1.	<b>Foyesade Oluokun (2022) *led the NFL*</b>	<b>184</b>
2.	<b>Foyesade Oluokun (2023)</b>	<b>173</b>
3.	Paul Posluszny (2013)	162
4.	Joe Schobert (2020)	141
5.	Paul Posluszny (2012)	139

## Takeaways

1.	Donovin Darius (2004)	9
2.	Rashean Mathis (2006)	8
3.	A.J. Bouye (2017)	6
	Marlon McCree (2002)	6
	Aaron Beasley (1999)	6

## FUMBLES

### Fumbles

1.	Blake Bortles (2015)	14
	Blaine Gabbert (2011)	14
	David Garrard (2009)	14

Mark Brunell (1996) 14

### Fumbles Lost

1.	<b>Trevor Lawrence (2022)</b>	<b>9</b>
2.	David Garrard (2009)	8
3.	<b>Trevor Lawrence (2023)</b>	<b>7</b>
	Gardner Minshew II (2019)	7
5.	Blake Bortles (2016)	6
	Byron Leftwich (2003)	6
7.	Blake Bortles (2015)	5
	Blaine Gabbert (2011)	5

### Forced Fumbles

1.	Tony Brackens (1999)	8
2.	Yannick Ngakoue (2017)	6
	Tony Brackens (1997)	6

### Opponent Fumble Recoveries

1.	Donovin Darius (2004)	4
	Bryan Schwartz (1998)	4



# SINGLE-GAME RECORDS

## SCORING

### Points

1.	James Stewart (Oct. 12, 1997 vs. PHI)	30
2.	Maurice Jones-Drew (Dec. 11, 2011 vs. T.B.)	24
	Fred Taylor (Nov. 19, 2000 at PIT)	24
4.	Several players tied	18

### Touchdowns

1.	James Stewart (Oct. 12, 1997 vs. PHI)	5
2.	Maurice Jones-Drew (Dec. 11, 2011 vs. T.B.)	4
	Fred Taylor (Nov. 19, 2000 at PIT)	4
4.	Several players tied	3

### Field Goals

1.	Josh Scobee (Oct. 10, 2010 at BUF)	5
	Josh Scobee (Nov. 25, 2007 vs. BUF)	5
	Mike Hollis (Sept. 10, 2000 at BAL)	5
	Mike Hollis (Nov. 30, 1997 vs. BAL)	5
	Mike Hollis (Dec. 1, 1996 vs. CIN)	5
6.	Several players tied, last: <b>Cam Little (Dec. 15, 2024 vs. NYJ)</b>	4

### Extra Points

1.	Josh Scobee (Dec. 23, 2007 vs. OAK)	7
2.	Josh Lambo (Dec. 17, 2017 vs. HOU)	6
	Jason Myers (Dec. 13, 2015 vs. IND)	6
	Mike Hollis (Dec. 3, 2000 vs. CLE)	6
	Mike Hollis (Nov. 1, 1998 at BAL)	6

## PASSING

### Pass Completions

1.	Mark Brunell (Oct. 20, 1996 at STL)	37
2.	Byron Leftwich (Oct. 10, 2004 at S.D.)	36
3.	Blake Bortles (Oct. 7, 2018 at K.C.)	33
	Blake Bortles (Oct. 27, 2016 at TEN)	33
	Nick Foles (Nov. 17, 2019 at IND)	33
6.	<b>Trevor Lawrence (Oct. 31, 2021 at SEA)</b>	<b>32</b>
	Nick Foles (Nov. 24, 2019 at TEN)	32
	Blake Bortles (Dec. 24, 2017 at S.F.)	32
	Blake Bortles (Nov. 13, 2016 vs. HOU)	32
	Blake Bortles (Oct. 12, 2014 at TEN)	32
11.	Blake Bortles (Sept. 18, 2016 at S.D.)	31

### Pass Attempts

1.	Blake Bortles (Oct. 7, 2018 at K.C.)	61
2.	<b>Trevor Lawrence (Oct. 31, 2021 at SEA)</b>	<b>54</b>
	Blake Bortles (Oct. 27, 2016 vs. TEN)	54
	Byron Leftwich (Oct. 10, 2004 at S.D.)	54
5.	Blake Bortles (Oct. 18, 2015 vs. HOU)	53
6.	Mark Brunell (Oct. 20, 1996 at STL)	52
7.	Blake Bortles (Nov. 12, 2017 vs. LAC)	51
	Chad Henne (Dec. 29, 2013 at IND)	51
	Chad Henne (Dec. 23, 2012 vs. N.E.)	51
10.	<b>Trevor Lawrence (Sept. 13, 2021 at HOU)</b>	<b>51</b>

### Completion Percentage (min. 20 attempts)

1.	Gardner Minshew II (Sept. 13, 2020 vs. IND)	95.0
2.	<b>Trevor Lawrence (Oct. 16, 2022 at IND)</b>	<b>90.9</b>
3.	Gardner Minshew II (Sept. 8, 2019 vs. K.C.)	88.0
4.	Mark Brunell (Sept. 7, 2003 at CAR)	85.2
5.	<b>Trevor Lawrence (Sept. 18, 2022 at IND)</b>	<b>83.3</b>
	Mark Brunell (Oct. 29, 2000 at DAL)	83.3
	Rob Johnson (Aug. 31, 1997 at BAL)	83.3
8.	David Garrard (Dec. 2, 2007 at IND)	82.8
9.	<b>Trevor Lawrence (Oct. 6, 2024 vs. IND)</b>	<b>82.4</b>
10.	<b>Trevor Lawrence (Jan. 1, 2023 at HOU)</b>	<b>81.0</b>

David Garrard (Oct. 31, 2010 at DAL) 81.0

### Passing Yards

1.	Mark Brunell (Sept. 22, 1996 at N.E.)	432
2.	Blake Bortles (Oct. 7, 2018 at K.C.)	430
3.	Mark Brunell (Oct. 20, 1996 at STL)	421
4.	Blake Bortles (Sept. 30, 2018 vs. NYJ)	388
5.	Mark Brunell (Sept. 10, 2000 at BAL)	386
6.	Blake Bortles (Dec. 24, 2017 at S.F.)	382
7.	Blake Bortles (Nov. 8, 2015 at NYJ)	381
8.	Blake Bortles (Sept. 16, 2018 vs. N.E.)	376
	Mark Brunell (Sept. 20, 1998 vs. BAL)	376
10.	Gardner Minshew II (Oct. 6, 2019 at CAR)	374
11.	<b>Trevor Lawrence (Oct. 6, 2024 vs. IND)</b>	<b>371</b>
12.	<b>Trevor Lawrence (Dec. 11, 2022 at TEN)</b>	<b>368</b>
	Blake Bortles (Dec. 27, 2015 at N.O.)	368
14.	<b>Trevor Lawrence (Nov. 26, 2023 at HOU)</b>	<b>364</b>

### Passing TDs

1.	Blake Bortles (Dec. 6, 2015 at TEN)	5
2.	<b>Trevor Lawrence (Dec. 18, 2022 vs. DAL)</b>	<b>4</b>
	Blake Bortles (Sept. 16, 2018 vs. N.E.)	4
	Blake Bortles (Sept. 24, 2017 vs. BAL)	4
	Blake Bortles (Dec. 27, 2015 at N.O.)	4
	Blake Bortles (Oct. 11, 2015 at T.B.)	4
	Chad Henne (Nov. 18, 2012 at HOU)	4
	David Garrard (Oct. 31, 2010 at DAL)	4
	Quinn Gray (Dec. 30, 2007 at HOU)	4
	Mark Brunell (Nov. 29, 1998 at CIN)	4

### Interceptions

1.	Mark Brunell (Oct. 20, 1996 at STL)	5
2.	<b>Trevor Lawrence (Dec. 12, 2021 at TEN)</b>	<b>4</b>
	Jake Luton (Nov. 22, 2020 vs. PIT)	4
	Blake Bortles (Oct. 7, 2018 at K.C.)	4
	Luke McCown (Sept. 18, 2011 at NYJ)	4
	David Garrard (Sept. 19, 2010 at S.D.)	4
	David Garrard (Nov. 12, 2006 vs. HOU)	4

### Average Gain Per Attempt (min. 20 attempts)

1.	Blake Bortles (Oct. 22, 2017 at IND)	12.7
2.	David Garrard (Oct. 21, 2010 at DAL)	12.4
3.	Rob Johnson (Aug. 31, 1997 at BAL)	12.3
4.	Byron Leftwich (Oct. 5, 2003 vs. S.D.)	12.0
5.	Mark Brunell (Nov. 1, 1998 at BAL)	11.9
6.	Mark Brunell (Nov. 21, 1999 vs. N.O.)	11.7
7.	Blake Bortles (Dec. 17, 2017 vs. HOU)	11.2

## RUSHING

### Rushing Attempts

1.	Fred Taylor (Sept. 25, 2005 at NYJ)	37
2.	Fred Taylor (Dec. 21, 2003 vs. N.O.)	34
3.	Maurice Jones-Drew (Oct. 18, 2009 vs. STL)	33
4.	Fred Taylor (Nov. 23, 2003 at NYJ)	32
	Fred Taylor (Dec. 17, 2000 at CIN)	32
	Fred Taylor (Dec. 6, 1998 vs. Det.)	32
7.	Maurice Jones-Drew (Dec. 5, 2010 at TEN)	31
	Fred Taylor (Oct. 29, 2000 at DAL)	31

### Rushing Yards

1.	Fred Taylor (Nov. 19, 2000 at PIT)	234
2.	Leonard Fournette (Sept. 29, 2019 at DEN)	225
3.	Fred Taylor (Dec. 21, 2003 vs. N.O.)	194
4.	Maurice Jones-Drew (Dec. 5, 2010 at TEN)	186
5.	Fred Taylor (Dec. 6, 1998 vs. DET)	183
6.	Leonard Fournette (Oct. 8, 2017 at PIT)	181
	Fred Taylor (Dec. 3, 2000 vs. CLE)	181



# SINGLE-GAME RECORDS

8.	Maurice Jones-Drew (Sept. 23, 2012 at IND)	177
	Maurice Jones-Drew (Nov. 1, 2009 at TEN)	177

## Rushing Touchdowns

1.	James Stewart (Oct. 12, 1997 vs. PHI)	5
2.	Nine players, last: Maurice Jones-Drew (Oct. 18, 2009 vs. STL)	4

## Rushing Average (min. 10 attempts)

1.	Maurice Jones-Drew (Dec. 10, 2006 vs. IND)	11.07
2.	Maurice Jones-Drew (Oct. 14, 2007 vs. HOU)	10.42
3.	<b>Travis Etienne Jr. (Oct. 16, 2022 at IND)</b>	<b>8.60</b>
4.	Fred Taylor (Oct. 31, 1999 at CIN)	8.53
5.	James Robinson (Oct. 10, 2021 vs. TEN)	8.30
6.	<b>Travis Etienne Jr. (Oct. 23, 2022 vs. NYG)</b>	<b>8.14</b>
7.	Maurice Jones-Drew (Sept. 24, 2006 at IND)	7.92
8.	Stacey Mack (Dec. 30, 2001 vs. K.C.)	7.81
9.	Fred Taylor (Nov. 19, 2000 at PIT)	7.80
	<b>Tank Bigsby (Oct 6, 2024 vs. IND)</b>	<b>7.80</b>

## RECEIVING

### Receptions

1.	Keenan McCardell (Oct. 20, 1996 at STL)	16
2.	Jimmy Smith (Sept. 10, 2000 at BAL)	15
3.	Justin Blackmon (Oct. 13, 2013 at DEN)	14
	Jimmy Smith (Jan. 2, 2000 vs. CIN)	14
5.	Eight times, last: <b>Brenton Strange (Dec. 15, 2024 vs. NYJ)</b>	<b>11</b>

### Receiving Yards

1.	Jimmy Smith (Sept. 10, 2000 at BAL)	291
2.	Justin Blackmon (Nov. 18, 2012 at HOU)	236
3.	Keenan McCardell (Oct. 20, 1996 at STL)	232
4.	Jimmy Smith (Nov. 21, 1999 vs. N.O.)	220
5.	Justin Blackmon (Oct. 13, 2013 at DEN)	190
6.	Keelan Cole (Dec. 17, 2017 vs. HOU)	186
7.	Jimmy Smith (Jan. 2, 2000 vs. CIN)	165
8.	DJ Chark Jr. (Oct. 6, 2019 at CAR)	164
	Jimmy Smith (Sept. 22, 1997 vs. PIT)	164
10.	Evan Engram (Dec. 11, 2022 at TEN)	162
	Jimmy Smith (Dec. 1, 1996 vs. CIN)	162

### Receiving TDs

1.	Zay Jones (Dec. 18, 2022 vs. DAL)	3
	Mercedes Lewis (Sept. 24, 2017 vs. BAL)	3
	Allen Robinson (Dec. 6, 2015 at TEN)	3
	Jimmy Smith (Sept. 10, 2000 at BAL)	3
4.	Several players tied, last: <b>Brian Thomas Jr. (Dec. 15, 2024 vs. NYJ)</b>	<b>2</b>

### Yards Per Reception (min. 4 receptions)

1.	DJ Chark Jr. (Sept. 8, 2019 vs. K.C.)	36.50
2.	Justin Blackmon (Nov. 18, 2012 at HOU)	33.71
3.	Ernest Wilford (Dec. 24, 2005 at HOU)	29.50
4.	Andre Rison (Sept. 22, 1996 at N.E.)	28.75

## YARDAGE

### Scrimmage Yards

1.	Jimmy Smith (Sept. 10, 2000 at BAL)	291
2.	Fred Taylor (Nov. 19, 2000 at PIT)	248
3.	Leonard Fournette (Sept. 29, 2019 at DEN)	245
4.	Fred Taylor (Sept. 29, 2002 vs. NYJ)	237
5.	Justin Blackmon (Nov. 18, 2012 at HOU)	236
6.	Keenan McCardell (Oct. 20, 1996 at STL)	232
7.	Fred Taylor (Dec. 21, 2003 at N.O.)	225
8.	Maurice Jones-Drew (Nov. 21, 2010 vs. CLE)	220
	Jimmy Smith (Nov. 21, 1999 vs. N.O.)	220

10.	Fred Taylor (Sept. 20, 1998 vs. BAL)	213
-----	--------------------------------------	-----

### All-Purpose Yards

1.	Maurice Jones-Drew (Dec. 10, 2006 vs. IND)	303
2.	Jimmy Smith (Sept. 10, 2000 at BAL)	291
3.	Maurice Jones-Drew (Oct. 14, 2007 vs. HOU)	260
4.	Fred Taylor (Nov. 19, 2000 at PIT)	248
5.	Leonard Fournette (Sept. 29, 2019 at DEN)	245
6.	Maurice Jones-Drew (Sept. 24, 2006 at IND)	244
7.	Fred Taylor (Sept. 29, 2002 vs. NYJ)	237
8.	Justin Blackmon (Nov. 18, 2012 at HOU)	236
9.	Maurice Jones-Drew (Nov. 23, 2008 vs. MIN)	233
10.	Keenan McCardell (Oct. 20, 1996 at STL)	232

## PUNTING

### Punts

1.	Bryan Anger (Sept. 8, 2013 vs. K.C.)	11
2.	Adam Podlesh (Nov. 16, 2008 vs. TEN)	10
3.	Several players tied	9

### Punts Inside 20 (since 2000)

1.	Bryan Anger (Nov. 17, 2013 vs. ARI)	6
2.	<b>Logan Cooke (Dec. 5, 2021 at LAR)</b>	<b>5</b>
	<b>Logan Cooke (Nov. 14, 2021 at IND)</b>	<b>5</b>
	Brad Nortman (Oct. 1, 2017 at NYJ)	5
	Bryan Anger (Oct. 4, 2015 at IND)	5
	Bryan Anger (Dec. 9, 2012 vs. NYJ)	5
	Bryan Barker (Nov. 9, 1997 vs. K.C.)	5

### Gross Average (min. 4 punts)

1.	<b>Logan Cooke (Oct. 27, 2024 vs. G.B.)</b>	<b>59.6</b>
2.	<b>Logan Cooke (Sept. 19, 2021 vs. Denver)</b>	<b>56.8</b>
3.	Bryan Anger (Dec. 23, 2012 vs. N.E.)	56.3
4.	Bryan Anger (Oct. 11, 2015 at T.B.)	55.3
5.	Brad Nortman (Oct. 16, 2016 at CHI)	55.0
6.	Brad Nortman (Oct. 2, 2016 vs. IND)	53.8
	Bryan Barker (Oct. 19, 1997 at DAL)	53.8
8.	Bryan Anger (Sept. 9, 2012 at MIN)	53.5
	Bryan Anger (Sept. 23, 2012 at IND)	53.5

### Net Average (min. 4 punts)

1.	Brad Nortman (Oct. 16, 2016 at CHI)	52.2
2.	Bryan Anger (Nov. 4, 2012 vs. DET)	50.5
	<b>Logan Cooke (Jan. 7, 2023 vs. TEN)</b>	<b>50.5</b>
4.	<b>Logan Cooke (Dec. 16, 2018 vs. WAS)</b>	<b>50.2</b>
5.	<b>Logan Cooke (Sept. 25, 2022 at LAC)</b>	<b>50.0</b>
6.	Adam Podlesh (Dec. 23, 2007 vs. OAK)	49.8
7.	<b>Logan Cooke (Sept. 8, 2024 at MIA)</b>	<b>49.7</b>
8.	<b>Logan Cooke (Dec. 5, 2021 at LAR)</b>	<b>49.4</b>
	<b>Logan Cooke (Oct. 8, 2023 at BUF)</b>	<b>49.4</b>

## RETURNS

### Kickoff Returns

1.	Michael Walker (Nov. 24, 2019 at TEN)	7
	Deji Karim (Oct. 18, 2010 vs. TEN)	7
	Jermaine Lewis (Oct. 10, 2004 at S.D.)	7
	Curtis Marsh Sr. (Nov. 12, 1995 vs. SEA)	7

### Kickoff Return Yards

1.	Reggie Barlow (Oct. 25, 1998 at DEN)	206
2.	Jordan Todman (Sept. 28, 2014 at S.D.)	174
3.	Jordan Todman (Nov. 2, 2014 at CIN)	173
4.	Curtis Marsh Sr. (Nov. 12, 1995 vs. SEA)	169
5.	Deji Karim (Oct. 18, 2010 vs. TEN)	168
6.	Michael Walker (Nov. 24, 2019 at TEN)	157
	Reggie Barlow (Dec. 7, 1997 vs. N.E.)	157



# SINGLE-GAME RECORDS

8.	Rashad Jennings (Nov. 18, 2012 at HOU)	149
9.	David Allen (Dec. 14, 2003 at N.E.)	147
	Alvis Whitted (Dec. 26, 1999 at TEN)	147

## Kickoff Return Average (min. 3 returns)

1.	Maurice Jones-Drew (Nov. 4, 2007 at N.O.)	47.3
2.	Derrick Wimbush (Nov. 27, 2005 at ARI)	46.0
3.	Brian Witherspoon (Sept. 7, 2008 at TEN)	41.3
4.	Randy Jordan (Oct. 13, 1996 vs. NYJ)	39.7
5.	Tiquan Underwood (Sept. 12, 2010 vs. DEN)	38.3

## Kickoff Return TDs

1.	Jamal Agnew (Sept. 20, 2021 vs. DEN)	1
	Marqise Lee (Dec. 18, 2016 at HOU)	1
	Maurice Jones-Drew (Nov. 4, 2007 at N.O.)	1
	Maurice Jones-Drew (Dec. 10, 2006 vs. IND)	1
	Derrick Wimbush (Nov. 27, 2005 at ARI)	1
	Elvis Joseph (Nov. 18, 2001 at PIT)	1
	Alvis Whitted (Dec. 26, 1999 at TEN)	1
	Reggie Barlow (Dec. 7, 1997 vs. N.E.)	1
	Jimmy Smith (Dec. 3, 1995 at DEN)	1

## Punt Returns

1.	Jaydon Mickens (Nov. 12, 2017 vs. LAC)	7
	Alvin Pearman (Dec. 18, 2005 vs. S.F.)	7
	Alvin Pearman (Nov. 13, 2005 vs. BAL)	7
4.	Several players tied	6

## Punt Return Yards

1.	Reggie Barlow (Sept. 13, 1998 vs. K.C.)	134
2.	Keelan Cole (Nov. 15, 2020 at G.B.)	113
3.	Mike Thomas (Dec. 19, 2010 at IND)	99
4.	<b>Parker Washington (Oct. 20, 2024 vs. N.E.)</b>	<b>96</b>
5.	Dede Westbrook (Dec. 16, 2018 vs. WAS)	84
6.	Jaydon Mickens (Nov. 5, 2017 vs. CIN)	82
	Desmond Howard (Sept. 24, 1995 vs. G.B.)	82
8.	Reggie Barlow (Sept. 20, 1998 vs. BAL)	81
9.	Reggie Barlow (Nov. 21, 1999 vs. N.O.)	80
10.	Reggie Barlow (Nov. 23, 1997 at CIN)	79
11.	Jermaine Lewis (Sept. 19, 2004 vs. DEN)	78
12.	Rashad Greene Sr. (Nov. 19, 2015 vs. TEN)	76

## Punt Return Average (min. 3 returns)

1.	Reggie Barlow (Sept. 13, 1998 vs. K.C.)	44.7
2.	Keelan Cole (Nov. 15 at G.B., 2020)	37.7
3.	Dede Westbrook (Dec. 16, 2018 vs. WAS)	28.0
4.	Jaydon Mickens (Nov. 5, 2017 vs. CIN)	27.3
5.	Reggie Barlow (Nov. 23, 1997 at CIN)	26.3
6.	Reggie Barlow (Nov. 2, 1997 at TEN)	25.3
7.	Mike Thomas (Dec. 19, 2010 at IND)	24.8
8.	Jaydon Mickens (Dec. 10, 2017 vs. SEA)	24.0
9.	Reggie Barlow (Nov. 29, 1998 at CIN)	23.0

## Punt Return TD

1.	<b>Parker Washington (Oct. 20, 2024 vs. N.E.)</b>	<b>1</b>
	Keelan Cole (Nov. 15, 2020 vs. G.B.)	1
	Dede Westbrook (Dec. 16, 2018 vs. WAS)	1
	Jaydon Mickens (Nov. 5, 2017 vs. CIN)	1
	Rashad Greene Sr. (Dec. 13, 2015 vs. IND)	1
	Mike Thomas (Dec. 19, 2010 at IND)	1
	Bobby Shaw (Oct. 6, 2002 vs. PHI)	1
	Reggie Barlow (Nov. 21, 1999 vs. N.O.)	1
	Reggie Barlow (Sept. 13, 1998 vs. K.C.)	1

## DEFENSE

### Tackles

1.	Hardy Nickerson (Nov. 25, 2001 vs. Bal.)	23
2.	Russell Allen (Sept. 16, 2012 vs. Hou.)	22
	Wali Rainer (Oct. 13, 2002 at Ten.)	22
	T.J. Slaughter (Nov. 25, 2001 vs. Bal.)	22
5.	Paul Posluszny (Dec. 19, 2012 at Mia.)	21
	Bryan Schwartz (Dec. 17, 1995 at Det.)	21
7.	Russell Allen (Nov. 18, 2012 at Hou.)	20
	Daryl Smith (Dec. 18, 2010 at Ind.)	20
	Kevin Hardy (Nov. 1, 1998 at Bal.)	20

### Sacks

1.	Calais Campbell (Sept. 10, 2017 at HOU)	4.0
2.	<b>Travon Walker (Oct. 6, 2024 vs. IND)</b>	<b>3.0</b>
	<b>Josh Hines-Allen (Dec. 31, 2023 vs. CAR)</b>	<b>3.0</b>
	<b>Josh Hines-Allen (Oct. 1, 2023 vs. ATL)</b>	<b>3.0</b>
	<b>Josh Hines-Allen (Sept. 10, 2023 vs. IND)</b>	<b>3.0</b>
	Calais Campbell (Sept. 19, 2019 vs. TEN)	3.0
	Chris Clemons (Nov. 23, 2014 at IND)	3.0
	Paul Spicer (Sept. 25, 2005 at NYJ)	3.0
	John Henderson (Oct. 6, 2002 vs. PHI)	3.0
	Kelvin Prichett (Oct. 5, 1997 vs. CIN)	3.0

### Interceptions

1.	Rayshawn Jenkins (Dec. 18, 2022 vs. DAL)	2
	Tre Herndon (Oct. 27, 2019 vs. NYJ)	2
	Jalen Ramsey (Nov. 18, 2018 vs. PIT)	2
	A.J. Bouye (Dec. 10, 2017 vs. SEA)	2
	Tashaun Gipson Sr. (Oct. 8, 2017 at PIT)	2
	Davon House (Nov. 15, 2015 at BAL)	2
	Derek Cox (Oct. 31, 2010 at DAL)	2
	Rashean Mathis (Nov. 5, 2006 vs. TEN)	2
	Rashean Mathis (Sept. 18, 2006 vs. PIT)	2
	Terry Cousin (Nov. 13, 2005 vs. BAL)	2
	Rashean Mathis (Oct. 30, 2005 at STL)	2
	Donovin Darius (Jan. 2, 2005 at OAK)	2
	Rashean Mathis (Dec. 19, 2004 at G.B.)	2
	Marlon McCree (Sept. 15, 2002 at K.C.)	2
	Rayna Stewart (Sept. 10, 2000 at BAL)	2
	Aaron Beasley (Sept. 12, 1999 vs. S.F.)	2
	Deon Figures (Aug. 31, 1997 at BAL)	2

### INTs Returned for Touchdown

1.	<b>Foyesade Oluokun (Oct. 19, 2023 at N.O.)</b>	<b>1</b>
	Andre Cisco (Oct. 2, 2022 at PHI)	1
	Darrious Williams (Oct. 1, 2023 vs. ATL)	1
	Rayshawn Jenkins (Dec. 18, 2022 vs. DAL)	1
	Joe Schobert (Dec. 6, 2020 at MIN)	1
	Yannick Ngakoue (Oct. 20, 2019 at CIN)	1
	Telvin Smith (Dec. 23, 2018 at MIA)	1
	Myles Jack (Sept. 9, 2018 at NYG)	1
	Barry Church (Oct. 8, 2017 at PIT)	1
	Telvin Smith (Oct. 8, 2017 at PIT)	1
	Jalen Ramsey (Dec. 24, 2016 vs. TEN)	1
	Telvin Smith (Oct. 25, 2015 vs. BUF)	1
	Dwayne Gratz (Dec. 28, 2014 at HOU)	1
	Paul Posluszny (Oct. 13, 2013 at DEN)	1
	Rashean Mathis (Sept. 21, 2008 at IND)	1
	Rashean Mathis (Oct. 5, 2008 vs. PIT)	1
	Clint Ingram (Dec. 9, 2007 vs. CAR)	1
	Aaron Glenn (Oct. 28, 2007 at T.B.)	1
	Scott Starks (Nov. 5, 2006 vs. TEN)	1
	Mike Peterson (Nov. 13, 2005 vs. BAL)	1



# SINGLE-GAME RECORDS

Rashean Mathis (Oct. 16, 2005 at PIT)	1	<b>Blocked Field Goals</b>	
Tony Brackens (Nov. 28, 1999 at BAL)	1	1. 12 players, last:	1
Aaron Beasley (Sept. 26, 1999 vs. TEN)	1	Calais Campbell (Oct. 6, 2019 at CAR)	
Aaron Beasley (Sept. 12, 1999 vs. S.F.)	1	<b>Blocked Punts</b>	
Mickey Washington (Oct. 22, 1995 at CLE)	1	1. 14 players, last;	1
<b>Opponent Fumble Recoveries</b>		<b>Daniel Thomas (Oct. 25, 2020 vs. LAC)</b>	
1. Telvin Smith Sr. (Nov. 23, 2014 at IND)	2		
Donovin Darius (Sept. 12, 2004 at BUF)	2		
Tony Brackens (Sept. 29, 1996 vs. CAR)	2		
<b>Forced Fumbles</b>			
1. Tony Brackens (Oct. 3, 1999 vs. PIT)	3		
2. Several players tied	2		



# ROOKIE RECORDS

## SCORING

### Points (Season)

1.	<b>Cam Little (2024)</b>	<b>108</b>
2.	Fred Taylor (1998)	102
3.	Maurice Jones-Drew (2006)	96
4.	Josh Scobee (2004)	93
5.	Seth Marler (2003)	90
6.	<b>Brian Thomas Jr. (2024)</b>	<b>64</b>
7.	James Robinson (2020)	62
8.	Leonard Fournette (2017)	60
9.	Allen Hurns (2014)	36
10.	Justin Blackmon (2012)	32
11.	Matt Jones (2005)	30
12.	Hayden Epstein (2002)	28

### Touchdowns (Season)

1.	Fred Taylor (1998)	17
2.	Maurice Jones-Drew (2006)	16
3.	<b>Brian Thomas Jr. (2024)</b>	<b>10</b>
	James Robinson (2020)	10
5.	Leonard Fournette (2017)	9
6.	Allen Hurns (2014)	6
7.	Matt Jones (2005)	5
	Justin Blackmon (2012)	5

## PASSING

### Pass Completions (Season)

1.	<b>Trevor Lawrence (2021)</b>	<b>359</b>
2.	Gardner Minshew II (2019)	285
3.	Blake Bortles (2014)	280
4.	Byron Leftwich (2003)	239
5.	Blaine Gabbert (2011)	210
6.	Jake Luton (2020)	60
7.	Jonathan Quinn (1998)	34
8.	David Garrard (2002)	32
9.	Rob Johnson (1995)	3
10.	Matt Jones (2005)	2

### Pass Completions (Game)

1.	Blake Bortles (Oct. 12, 2014 at TEN)	32
	<b>Trevor Lawrence (Oct. 31, 2021 at SEA)</b>	<b>32</b>
3.	Blake Bortles (Sept. 28, 2014 at S.D.)	29
4.	<b>Trevor Lawrence (Sept. 13, 2021 at HOU)</b>	<b>28</b>
5.	Gardner Minshew II (Dec. 29, 2019 vs. IND)	27
	Gardner Minshew II (Nov. 3, 2019 vs. HOU)	27
7.	Gardner Minshew II (Oct. 6, 2019 at CAR)	26
	<b>Trevor Lawrence (Dec. 26, 2021 at NYJ)</b>	<b>26</b>
9.	Byron Leftwich (Oct. 12, 2003 vs. MIA)	24
	<b>Trevor Lawrence (Dec. 12, 2021 at TEN)</b>	<b>24</b>

### Pass Attempts (Season)

1.	<b>Trevor Lawrence (2021)</b>	<b>602</b>
2.	Blake Bortles (2014)	475
3.	Gardner Minshew II (2019)	470
4.	Byron Leftwich (2003)	418
5.	Blaine Gabbert (2011)	413
6.	Jonathan Quinn (1998)	64
7.	Jake Luton (2020)	60
8.	David Garrard (2002)	46
9.	Rob Johnson (1995)	7
10.	Matt Jones (2005)	3
11.	LaBrandon Toefield (2003)	2

### Pass Attempts (Game)

1.	<b>Trevor Lawrence (Oct. 31, 2021 at SEA)</b>	<b>54</b>
2.	<b>Trevor Lawrence (Sept. 13, 2021 at HOU)</b>	<b>51</b>
3.	Gardner Minshew II (Nov. 3, 2019 vs. HOU)	47
4.	Blake Bortles (Oct. 12, 2014 at TEN)	46
5.	Gardner Minshew II (Oct. 6, 2019 at CAR)	44
6.	<b>Trevor Lawrence (Nov. 28, 2021 vs. ATL)</b>	<b>42</b>
	Blaine Gabbert (Oct. 2, 2011 vs. N.O.)	42
	Byron Leftwich (Oct. 12, 2003 vs. MIA)	42

### Passing Yards (Season)

1.	<b>Trevor Lawrence (2021)</b>	<b>3,641</b>
2.	Gardner Minshew II (2019)	3,271
3.	Blake Bortles (2014)	2,908
4.	Byron Leftwich (2003)	2,819
5.	Blaine Gabbert (2011)	2,214
6.	Jake Luton (2020)	624
7.	Jonathan Quinn (1998)	387
8.	David Garrard (2002)	231

### Passing Yards (Game)

1.	Gardner Minshew II (Oct. 6, 2019 at CAR)	374
2.	Blake Bortles (Oct. 12, 2014 at TEN)	336
	Byron Leftwich (Oct. 5, 2003 vs. S.D.)	336
4.	<b>Trevor Lawrence (Sept. 13, 2021 at HOU)</b>	<b>332</b>
5.	<b>Trevor Lawrence (Oct. 17, 2021 vs. MIA)</b>	<b>319</b>
6.	Gardner Minshew II (Nov. 3, 2019 vs. HOU)	309
7.	Jake Luton (Nov. 8, 2020 vs. HOU)	304
8.	Gardner Minshew II (Dec. 30, 2019 vs. IND)	295
9.	Blake Bortles (Nov. 9, 2014 vs. DAL)	290
10.	Byron Leftwich (Dec. 14, 2003 at N.E.)	288

### Passing TDs (Season)

1.	Gardner Minshew II (2019)	21
2.	Byron Leftwich (2003)	14
3.	Blaine Gabbert (2011)	12
	<b>Trevor Lawrence (2021)</b>	<b>12</b>
5.	Blake Bortles (2014)	11
6.	Jake Luton (2020)	2
	Jonathan Quinn (1998)	2
8.	David Garrard (2002)	1
	Ace Sanders (2013)	1

### Passing TDs (Game)

1.	<b>Trevor Lawrence (Sept. 13, 2021 at HOU)</b>	<b>3</b>
	Gardner Minshew II (Dec. 29, 2019 vs. IND)	3
	Gardner Minshew II (Oct. 27, 2019 vs. NYJ)	3
4.	12 times, last:	2
	Gardner Minshew II (Dec. 19, 2019 at OAK)	

### Interceptions (Season)

1.	<b>Trevor Lawrence (2021)</b>	<b>17</b>
2.	Blake Bortles (2014)	17
3.	Byron Leftwich (2003)	16
4.	Blaine Gabbert (2011)	11
5.	Gardner Minshew II (2019)	6
6.	Jake Luton (2020)	4
7.	Jonathan Quinn (1998)	3
8.	David Garrard (2002)	2
9.	Rob Johnson (1995)	1

### Interceptions (Game)

1.	Jake Luton (Nov. 20, 2020 vs. PIT)	4
2.	<b>Trevor Lawrence (Sept. 13, 2021 at HOU)</b>	<b>3</b>
	Blake Bortles (Oct. 19, 2014 vs. CLE)	3
	Byron Leftwich (Oct. 12, 2003 vs. MIA)	3
	Byron Leftwich (Sept. 28, 2003 at HOU)	3



# ROOKIE RECORDS

## RUSHING

### Rushing Attempts (Season)

1.	Leonard Fournette (2017)	268
2.	Fred Taylor (1998)	264
3.	James Robinson (2020)	240
4.	T.J. Yeldon (2015)	182
5.	Maurice Jones-Drew (2006)	166
6.	James Stewart (1995)	137
7.	Elvis Joseph (2001)	68
8.	Gardner Minshew II (2019)	67
9.	Greg Jones (2004)	62
10.	Blake Bortles (2014)	56

### Rushing Attempts (Game)

1.	Fred Taylor (Dec. 6, 1998 vs. DET)	32
2.	Leonard Fournette (Nov. 19, 2017 at CLE)	28
	Leonard Fournette (Oct. 8, 2017 at PIT)	28
4.	Fred Taylor (Nov. 8, 1998 vs. CIN)	27
5.	Leonard Fournette (Sept. 10, 2017 at HOU)	26
6.	James Robinson (Nov. 8, 2020 vs. HOU)	25
	T.J. Yeldon (Sept. 20, 2015 vs. MIA)	25
	Maurice Jones-Drew (Dec. 17, 2006 at TEN)	25
	Fred Taylor (Sept. 27, 1998 at TEN)	25
10.	Leonard Fournette (Dec. 10, 2017 vs. SEA)	24
	Leonard Fournette (Oct. 1, 2017 at NYJ)	24

### Rushing Yards (Season)

1.	Fred Taylor (1998)	1,223
2.	James Robinson (2020)	1,070
3.	Leonard Fournette (2017)	1,040
4.	Maurice Jones-Drew (2006)	941
5.	T.J. Yeldon (2015)	740
6.	James Stewart (1995)	525
7.	Blake Bortles (2014)	419
8.	Gardner Minshew II (2019)	344
9.	Elvis Joseph (2001)	294
10.	LaBrandon Toefield (2003)	212

### Rushing Yards (Game)

1.	Fred Taylor (Dec. 6, 1998 vs. DET)	183
2.	Leonard Fournette (Oct. 8, 2017 at PIT)	181
3.	Maurice Jones-Drew (Dec. 10, 2006 vs. IND)	166
4.	Maurice Jones-Drew (Dec. 24, 2006 vs. N.E.)	131
5.	Leonard Fournette (Oct. 15, 2017 vs. LAR)	130
6.	Fred Taylor (Nov. 15, 1998 vs. T.B.)	128
	Fred Taylor (Sept. 20, 1998 vs. BAL)	128
8.	James Robinson (Nov. 29, 2020 vs. CLE)	128
9.	James Robinson (Oct. 25, 2020 at LAC)	119
10.	Fred Taylor (Nov. 8, 1998 vs. CIN)	118
11.	Fred Taylor (Sept. 27, 1998 at TEN)	116
12.	T.J. Yeldon (Oct. 25, 2015 vs. BUF)	115

### Rushing TDs (Season)

1.	Fred Taylor (1998)	14
2.	Maurice Jones-Drew (2006)	13
3.	Leonard Fournette (2017)	9
4.	James Robinson (2020)	7
5.	Greg Jones (2004)	3
6.	<b>Tank Bigsby (2023)</b>	<b>2</b>
	T.J. Yeldon (2015)	2
	Storm Johnson (2014)	2
	Byron Leftwich (2003)	2
	LaBrandon Toefield (2003)	2
	David Garrard (2002)	2
	James Stewart (1995)	2

### Rushing TDs (Game)

1.	Fred Taylor (Nov. 15, 1998 vs. T.B.)	3
2.	James Robinson (Sept. 24, 2020 vs. MIA)	2
	Leonard Fournette (Oct. 8, 2017 at PIT)	2
	Maurice Jones-Drew (Dec. 24, 2006 vs. N.E.)	2
	Maurice Jones-Drew (Dec. 10, 2006 vs. IND)	2
	Maurice Jones-Drew (Oct. 8, 2006 vs. NYJ)	2
	David Garrard (Oct. 13, 2002 at Ten.)	2
	Fred Taylor (Dec. 6, 1998 vs. Det.)	2
	Fred Taylor (Oct. 12, 1998 vs. Mia.)	2
	Fred Taylor (Oct. 12, 1998 vs. MIA)	2

## RECEIVING

### Receptions (Season)

1.	<b>Brian Thomas Jr. (2024)</b>	<b>87</b>
2.	Justin Blackmon (2012)	64
3.	Laviska Shenault Jr. (2020)	58
4.	Allen Hurns (2014)	51
	Ace Sanders (2013)	51
6.	James Robinson (2020)	49
7.	Allen Robinson (2014)	48
	Mike Thomas (2009)	48
9.	Maurice Jones-Drew (2006)	46
10.	Fred Taylor (1998)	44
	Keelan Cole (2017)	44

### Receptions (Game)

1.	<b>Brian Thomas Jr. (Dec. 15, 2024 vs. NYJ)</b>	10
	Pete Mitchell (Nov. 19, 1995 at T.B.)	10
3.	Fred Taylor (Sept. 20, 1998 vs. BAL)	9
4.	<b>Brian Thomas Jr. (Dec. 8, 2024 at TEN)</b>	8
	Allen Robinson (Oct. 12, 2014 at TEN)	8
	Ace Sanders (Dec. 1, 2013 at CLE)	8
	Ace Sanders (Nov. 17, 2013 vs. ARI)	8
	Zach Miller (Jan. 3, 2010 at CLE)	8

### Receiving Yards (Season)

1.	<b>Brian Thomas Jr. (2024)</b>	<b>1,282</b>
2.	Justin Blackmon (2012)	865
3.	Keelan Cole (2017)	748
4.	Allen Hurns (2014)	677
5.	Laviska Shenault Jr. (2020)	600
6.	Allen Robinson (2014)	548
7.	Pete Mitchell (1995)	527
8.	Ace Sanders (2013)	484
9.	Mike Thomas (2009)	453
10.	Maurice Jones-Drew (2006)	436
11.	Matt Jones (2005)	432
12.	Marqise Lee (2014)	422

### Receiving TDs (Season)

1.	<b>Brian Thomas Jr. (2024)</b>	<b>10</b>
2.	Allen Hurns (2014)	6
3.	Laviska Shenault Jr. (2020)	5
	Justin Blackmon (2012)	5
	Matt Jones (2005)	5
6.	Keelan Cole (2017)	3
	Fred Taylor (1998)	3

### Yards Per Reception (Season) (min. 25 receptions)

1.	Keelan Cole (2017)	17.8
2.	<b>Brian Thomas Jr. (2024)</b>	<b>14.7</b>
3.	Justin Blackmon (2012)	13.5
4.	Allen Hurns (2014)	13.3
5.	Pete Mitchell (1995)	12.9
6.	Dede Westbrook (2017)	12.6



# ROOKIE RECORDS

7.	Matt Jones (2005)	12.0
8.	Allen Robinson (2014)	11.4
	Marqise Lee (2014)	11.4
10.	Laviska Shenault Jr. (2020)	10.2
11.	Reggie Williams (2004)	9.9

## Yards Per Reception (Game) (min. 4 receptions)

1.	Justin Blackmon (Nov. 18, 2012 at HOU)	33.7
2.	Allen Hurns (Sept. 7, 2014 at PHI)	27.5
3.	Keelan Cole (Dec. 17, 2017 vs. HOU)	26.6
<b>4.</b>	<b>Brian Thomas Jr. (Oct. 6, 2024 vs. IND)</b>	<b>24.4</b>
5.	Collin Johnson (Nov. 29, 2020 vs. CLE)	24.0
6.	Matt Jones (Nov. 13, 2005 vs. BAL)	23.4
7.	T.J. Yeldon (Dec. 6, 2015 at TEN)	19.8
<b>8.</b>	<b>Brian Thomas Jr. (Dec. 1, 2024 vs. HOU)</b>	<b>19.0</b>
9.	Allen Robinson (Sept. 14, 2014 at WAS)	18.8
<b>10.</b>	<b>Brian Thomas Jr. (Oct. 20, 2024 vs. N.E.)</b>	<b>17.8</b>

## 100-Yard Receiving Games (Season)

<b>1.</b>	<b>Brian Thomas Jr. (2024)</b>	<b>4</b>
2.	Keelan Cole (2017)	2
	Allen Hurns (2014)	2
4.	Justin Blackmon (2012)	1
	Matt Jones (2005)	1
	Pete Mitchell (1995)	1

## YARDAGE

### Scrimmage Yards (Season)

1.	Fred Taylor (1998)	1,644
2.	James Robinson (2020)	1,414
3.	Maurice Jones-Drew (2006)	1,377
4.	Leonard Fournette (2017)	1,342
<b>5.</b>	<b>Brian Thomas Jr. (2024)</b>	<b>1,330</b>
6.	T.J. Yeldon (2015)	1,019
7.	Justin Blackmon (2012)	888
8.	Keelan Cole (2017)	748
9.	James Stewart (1995)	715
10.	Allen Hurns (2014)	677

### All-Purpose Yards (Season)

1.	Maurice Jones-Drew (2006)	2,250
2.	Fred Taylor (1998)	1,653
3.	Brian Witherspoon (2008)	1,442
4.	Deji Karim (2010)	1,418

5.	James Robinson (2020)	1,414
6.	Leonard Fournette (2017)	1,342
<b>7.</b>	<b>Brian Thomas Jr. (2024)</b>	<b>1,330</b>
8.	Mike Thomas (2009)	1,301

## DEFENSE

### Tackles (Season)

1.	Bryan Schwartz (1995)	161
2.	Kevin Hardy (1996)	130
3.	Clint Ingram (2006)	117
<b>4.</b>	<b>Devin Lloyd (2022)</b>	<b>115</b>
5.	Akin Ayodele (2002)	108
	T.J. Slaughter (2000)	108

### Tackles (Game)

1.	Bryan Schwartz (Dec. 17, 1995 at Det.)	21
2.	Bryan Schwartz (Dec. 24, 1995 vs. Cle.)	19
3.	Bryan Schwartz (Dec. 10, 1995 vs. Ind.)	17

### Sacks (Season)

<b>1.</b>	<b>Josh Hines-Allen (2019)</b>	<b>10.5</b>
2.	Yannick Ngakoue (2016)	8.0
3.	Tony Brackens (1996)	7.0
4.	John Henderson (2002)	6.5
5.	Kevin Hardy (1996)	5.5
6.	Tyson Alualu (2010)	3.5
	Derrick Harvey (2008)	3.5
	Bobby McCray (2004)	3.5
9.	Chris Smith (2014)	3.0
	Akin Ayodele (2002)	3.0
	Larry Smith (1999)	3.0

### Interceptions (Season)

1.	Reggie Nelson (2007)	5
2.	Derek Cox (2009)	4
<b>3.</b>	<b>Devin Lloyd (2022)</b>	<b>3</b>
4.	Several players tied	2
	Last: <b>Antonio Johnson (2023)</b>	

### Takeaways (Season)

1.	Derek Cox (2009)	5
	Reggie Nelson (2007)	5
	Fernando Bryant (1999)	5



# OPPONENT RECORDS

## SCORING

Points		
1.	Derrick Henry, Tennessee (Dec. 6, 2018)	24
2.	Jeff Reed, Pittsburgh (Dec. 1, 2002)	19

Touchdowns		
1.	Derrick Henry, Tennessee (Dec. 6, 2018)	4
2.	Several players tied, last: J. Mixon, (CIN, 2020)	3

## PASSING

Pass Completions		
1.	Matt Schaub, Houston (Nov. 18, 2012)	43
2.	Matt Ryan, Indianapolis (Oct. 16, 2022)	42
3.	Philip Rivers (Sept. 13, 2020)	36
4.	Drew Brees, New Orleans (Nov. 4, 2007)	35
5.	Jon Kitna, Dallas (Oct. 31, 2010)	34
	Joe Flacco, Baltimore (Nov. 15, 2015)	34

Pass Attempts		
1.	Matt Ryan, Indianapolis (Oct. 16, 2022)	58
2.	Derek Carr, New Orleans (Oct. 19, 2023)	55
	Gardner Minshew, Indianapolis (Oct. 15, 2023)	55
	Ben Roethlisberger, Pittsburgh (Oct. 8, 2017)	55
	Matt Schaub, Houston (Nov. 18, 2012)	55
6.	Andrew Luck, Indianapolis (Dec. 2, 2018)	52
7.	Peyton Manning, Indianapolis (Dec. 10, 2006)	50
	Shane Matthews, Washington (Nov. 10, 2002)	50
	Vinny Testaverde, Baltimore (Nov. 24, 1996)	50
	Rich Gannon, Kansas City (Nov. 9, 1997)	50

Passing Yards		
1.	Matt Schaub, Houston (Nov. 18, 2012)	527
2.	Drew Brees, New Orleans (Nov. 4, 2007)	445
3.	Peyton Manning, Indianapolis (Sept. 25, 2000)	440
4.	Carson Palmer, Arizona (Nov. 17, 2013)	419
5.	Drew Brees, New Orleans (Dec. 27, 2015)	412

Touchdown Passes		
1.	Matt Schaub, Houston (Nov. 18, 2012)	5
	Tony Banks, Baltimore (Sept. 10, 2000)	5
	Steve McNair, Tennessee (Dec. 26, 1999)	5
4.	Several players tied, last: (C. Williams, CHI, 2024)	4

Interceptions Thrown		
1.	Ben Roethlisberger, Pittsburgh (Oct. 8, 2017)	5
2.	Jon Kitna, Dallas (Oct. 31, 2010)	4

## RUSHING

Rushing Attempts		
1.	Terry Allen, Washington (Sept. 28, 1997)	36
2.	Several players tied; last: (A. Foster, HOU, 2011)	33

Rushing Yards		
1.	Jonathan Taylor, Indianapolis (Jan. 3, 2021)	253
2.	Derrick Henry, Tennessee (Dec. 6, 2018)	238
3.	Chris Johnson, Tennessee (Nov. 1, 2009)	228
4.	Derrick Henry, Tennessee (Dec. 13, 2020)	215
5.	Arian Foster, Houston (Jan. 2, 2011)	180
6.	Steven Jackson, St. Louis (Oct. 30, 2005)	179
7.	Two times, last: Christian McCaffrey, Carolina (Oct. 6, 2019)	176

Rushing Touchdowns		
1.	Derrick Henry, Tennessee (Dec. 6, 2018)	4

Longest Rush		
1.	Derrick Henry, Tennessee (Dec. 6, 2018)	99t
2.	Chris Johnson, Tennessee (Nov. 1, 2009)	89t
3.	Marcus Mariota, Tennessee (Dec. 6, 2015)	87t
4.	Joey Galloway, Seattle (Nov. 12, 1995)	86t
5.	Christian McCaffrey, Carolina (Oct. 6, 2019)	84t

## RECEIVING

Receptions		
1.	Reggie Wayne, Indianapolis (Oct. 3, 2010)	15
2.	David Boston, San Diego (Oct. 5, 2003)	14
	Andre Johnson, Houston (Nov. 18, 2012)	14
	Tim Brown, Oakland (Dec. 21, 1997)	14
5.	Michael Pittman, Indianapolis (Oct. 16, 2022)	13
	Andre Johnson, Houston (Dec. 5, 2013)	13
	Wes Welker, New England (Dec. 27, 2009)	13

Receiving Yards		
1.	Andre Johnson, Houston (Nov. 18, 2012)	273
2.	Josh Gordon, Cleveland (Dec. 1, 2013)	261
3.	Albert Connell, Washington (Oct. 22, 2000)	211
4.	Sammy Watkins, Kansas City (Sept. 8, 2019)	198
5.	Terrell Owens, Buffalo (Nov. 22, 2009)	197

Receiving Touchdowns		
1.	Several players tied, last: (S. Watkins, K.C., 2019)	3

Longest Receptions		
1.	Terrell Owens, Buffalo (Nov. 22, 2009)	98t
2.	Josh Gordon, Cleveland (Dec. 1, 2013)	95t
3.	Michael Floyd, Arizona (Nov. 17, 2013)	91t
4.	Austin Ekeler, L.A. Chargers (Dec. 8, 2019)	84t
5.	Kevin Curtis, St. Louis (Oct. 30, 2005)	83

## YARDAGE

Scrimmage Yards		
1.	Andre Johnson, Houston (Nov. 18, 2012)	273
2.	Josh Gordon, Cleveland (Dec. 1, 2013)	261
3.	Jonathan Taylor, Indianapolis (Jan. 3, 2021)	254
4.	Chris Johnson, Tennessee (Nov. 1, 2009)	239
5.	Derrick Henry, Tennessee (Dec. 6, 2018)	238

All-Purpose Yards		
1.	Andre Johnson, Houston (Nov. 18, 2012)	273
2.	Ridel Anthony, Tampa Bay (Nov. 15, 1998)	269
3.	Josh Gordon, Cleveland (Dec. 1, 2013)	261
4.	Eddy Drummond, Detroit (Nov. 14, 2004)	257
5.	Andre Davis, Houston (Dec. 30, 2007)	255

## KICKING

Field Goals		
1.	Jeff Reed, Pittsburgh (Dec. 1, 2002)	6
2.	Adam Vinatieri, New England (Sept. 22, 1996)	5
	Matt Stover, Baltimore (Oct. 8, 2000)	5

Longest Field Goals		
1.	Jason Elam, Denver (Oct. 25, 1998)	63
2.	Phil Dawson, Arizona (Nov. 26, 2017)	57
3.	Matt Gay, Indianapolis (Oct. 15, 2023)	56
	Ka'imi Fairbairn, Houston (Oct. 9, 2022)	56
	Greg Zuerlein, L.A. Rams (Oct. 15, 2017)	56
6.	Dustin Hopkins, Cleveland (Dec. 10, 2023)	55
	Blair Walsh, Minnesota (Sept. 9, 2010)	55



# OPPONENT RECORDS

## Extra Points

1.	J. Bates, DET, 2024	7
2.	Several players tied, last: (M. Badgley, LAC, 2019)	6

## Most Blocked Kicks (FGs, PATs)

1.	Several players tied, last: (W. Anderson, HOU, 2023)	1
----	---	---

## PUNTING

### Punts

1.	Chris Gardocki, Cleveland (Dec. 3, 2000)	12
2.	Shane Lechler, Houston (Dec. 17, 2017)	11
	Riley Dixon, Denver (Dec. 4, 2016)	11

### Gross Average (min. 4 punts)

1.	Craig Hentrich, Tennessee (Nov. 4, 2001)	57.5
2.	Ryan Allen, New England (Sept. 16, 2018)	55.5
3.	Marquette King, Oakland (Oct. 23, 2016)	54.6

### Inside The 20 (min. 5 punts)

1.	Several players tied, last: (T. Morstead, N.O., 2019)	5
----	--	---

## DEFENSE

### Tackles

1.	Zaire Franklin, Indianapolis (Sept. 10, 2023)	17
	Anthony Walker, Indianapolis (Dec. 29, 2019)	17
	D'Qwell Jackson, Indianapolis (Oct. 10, 2015)	17
	Steven Tulloch, Tennessee (Dec. 5, 2010)	17

### Sacks

1.	Ryan Kerrigan, Washington (Sept. 14, 2014)	4.0
	Connor Barwin, Houston (Nov. 27, 2011)	4.0
3.	John Abraham, Atlanta (Dec. 15, 2011)	3.5
	Whitney Mercilus, Houston (Jan. 3, 2016)	3.5

### Interceptions

1.	Samari Rolle, Tennessee (Dec. 26, 1999)	3
2.	Several players tied; last: (M. Emerson, CLE, 12/10/23)	2

### Longest Interception Returns

1.	Anthony Henry, Cleveland (Dec. 16, 2001)	97t
2.	Anthony Parker, St. Louis (Oct. 20, 1996)	92t
3.	Kemal Ishmael, Atlanta (Dec. 20, 2015)	84
4.	Adam Jones, Tennessee (Dec. 17, 2006)	83t

## RETURNS

### Punt Returns

1.	Jacoby Jones, Houston (Nov. 27, 2011)	7
	Dexter McCluster, Kansas City (Sept. 8, 2013)	7
	Andre Roberts, Washington (Sept. 14, 2014)	7
4.	Several players tied, last: (D. Carter, HOU, 2018)	6

### Punt Return Yards

1.	Eddie Drummond, Detroit (Nov. 14, 2004)	199
2.	Darius Reynaud, Tennessee (Dec. 30, 2012)	160
3.	Roscoe Parrish, Buffalo (Nov. 26, 2006)	104
4.	Steve Smith, Carolina (Sept. 9, 2003)	102

### Longest Punt Returns

1.	Eddie Drummond, Detroit (Nov. 14, 2004)	83t
2.	Peter Warrick, Cincinnati (Dec. 17, 2000)	82t
	Terrence Wilkins, Indianapolis (Sept. 24, 2006)	82t
	Roscoe Parrish, Buffalo (Nov. 26, 2006)	82t

### Kickoff Returns

1.	MarTey Jenkins, Arizona (Dec. 10, 2000)	8
	Nate Jacquet, Minnesota (Dec. 23, 2001)	8
	Justin Miller, N.Y. Jets (Oct. 8, 2006)	8

### Kickoff Return Yards

1.	Andre Davis, Houston (Dec. 30, 2007)	234
2.	Glyn Milburn, Chicago (Sept. 6, 1998)	197
3.	Adam Jones, Tennessee (Nov. 20, 2005)	196

### Longest Kickoff Returns

1.	Andre Davis, Houston (Dec. 30, 2007)	104t
2.	Pharoh Cooper, L.A. Rams (Oct. 25, 2017)	103t
3.	Andre Davis, Houston (Dec. 30, 2007)	97t
4.	Aaron Bailey, Indianapolis (Dec. 10, 1995)	95t
5.	Chad Simpson, Indianapolis (Dec. 17, 2009)	93t

