

SCHOOL YEAR 2025-2026



# Summary Statistics

Prepared by:  
Corporate Data Management and  
Analysis Branch  
Department of Education and Early  
Childhood Development

February 2026

New Brunswick  
Nouveau Brunswick

# Table of Contents

---

<b>Summary .....</b>	<b>1</b>
Number of Schools, Enrolment, Educators and Pupil/Educator Ratio, October 1 <sup>st</sup> , 2025 <b>Table 1</b> .....	3
<hr/>	
<b>Schools .....</b>	<b>5</b>
Schools by District and Level of Instruction, October 1 <sup>st</sup> , 2025 <b>Table 2</b> .....	7
Summary of Schools by Level and Language of Instruction, October 1 <sup>st</sup> , 2025 <b>Table 3</b> .....	7
<hr/>	
<b>Enrolment .....</b>	<b>9</b>
Enrolment by School District by Grade, October 1 <sup>st</sup> , 2025 <b>Table 4</b> .....	11
Enrolment by School District by Age, October 1 <sup>st</sup> , 2025 <b>Table 6</b> .....	12
Enrolment by Grade and Age, October 1 <sup>st</sup> , 2025 <b>Table 7</b> .....	13
Enrolment by School District and Language of Instruction, October 1 <sup>st</sup> , 2025 <b>Table 8</b> .....	14
Enrolment in French Immersion by School District by Grade, October 1 <sup>st</sup> , 2025 <b>Table 9</b> .....	15
<hr/>	
<b>Classes .....</b>	<b>17</b>
Number of Classes by School District and Grade: Kindergarten to Grade 8, October 1 <sup>st</sup> , 2025 <b>Table 10</b> .....	19
Number of French Immersion Classes by School District and Grade: Kindergarten to Grade 8, October 1 <sup>st</sup> , 2025 <b>Table 10a</b> .....	20
Number of English only Classes by School District and Grade: Kindergarten to Grade 8, October 1 <sup>st</sup> , 2025 <b>Table 10b</b> .....	21
Number of Combined Classes by School District and Grade Combination, October 1 <sup>st</sup> , 2025 <b>Table 11</b> .....	22
Number of French Immersion Combined Classes by School District and Grade Combination, October 1 <sup>st</sup> , 2025 <b>Table 11a</b> .....	23
Number of English only Combined Classes by School District and Grade Combination, October 1 <sup>st</sup> , 2025 <b>Table 11b</b> .....	24
Average Class Size by School District and Grade Level, October 1 <sup>st</sup> , 2025 <b>Table 12</b> .....	25

<b>Educators, Professional and Non-Educational Support Staff.....</b>	<b>27</b>
Full-Time Equivalent Educators by School District and Position, October 1 <sup>st</sup> , 2025 <b>Table 13</b> .....	29
Full-Time Equivalent Support Staff by Linguistic Sector and Position, October 1 <sup>st</sup> , 2025 <b>Table 14</b> .....	30
<b>Graduates .....</b>	<b>31</b>
Number of High School Graduates, School Year 2024-2025 <b>Table 15</b> .....	33
<b>Selected Comparisons .....</b>	<b>37</b>
Number of Schools by District and Year, September 30, 2013 to October 1 <sup>st</sup> , 2025 <b>Table 16</b> .....	39
Enrolment by School District and Year, September 30, 2015 to October 1 <sup>st</sup> , 2025 <b>Table 17</b> .....	40
Enrolment in French Immersion by School District and Year, September 30, 2015 to October 1 <sup>st</sup> , 2025 <b>Table 17a</b> .....	41
Enrolment by Grade and Year, September 30, 2007 to October 1 <sup>st</sup> , 2025 <b>Table 18</b> .....	42
Enrolment in French Immersion by Grade and Year, September 30, 2011 to October 1 <sup>st</sup> , 2025 <b>Table 18a</b> .....	45
Combined Classes by School District and Year, September 30, 2015 to October 1 <sup>st</sup> , 2025 <b>Table 19</b> .....	46
Educators and Pupil/Educator Ratio by School District and Year, September 30, 2018 to October 1 <sup>st</sup> , 2025 <b>Table 20</b> .....	47
<b>Statistical Information by School .....</b>	<b>49</b>
Enrolment and School Level Educators, October 1 <sup>st</sup> , 2025 <b>Table 21</b> .....	51
Enrolment by School by Grade, October 1 <sup>st</sup> , 2025 <b>Table 22</b> .....	60
Enrolment in French Immersion by School by Grade, October 1 <sup>st</sup> , 2025 <b>Table 23</b> .....	69
<b>Dropouts.....</b>	<b>75</b>
Dropouts and Enrolment by School District for Grades 7 - 12, October 1 <sup>st</sup> , 2023 to October 1 <sup>st</sup> , 2024 <b>Table 24</b> .....	77

# Summary

Table 7. Effectiveness Index (EII) of Schools, 1990-91 to 2000-01

School	1990-91	1991-92	1992-93	1993-94	1994-95	1995-96	1996-97	1997-98	1998-99	1999-00	2000-01
1	...	...	...	...	...	...	...	...	...	...	...
2	...	...	...	...	...	...	...	...	...	...	...
3	...	...	...	...	...	...	...	...	...	...	...
4	...	...	...	...	...	...	...	...	...	...	...
5	...	...	...	...	...	...	...	...	...	...	...
6	...	...	...	...	...	...	...	...	...	...	...
7	...	...	...	...	...	...	...	...	...	...	...
8	...	...	...	...	...	...	...	...	...	...	...
9	...	...	...	...	...	...	...	...	...	...	...
10	...	...	...	...	...	...	...	...	...	...	...
11	...	...	...	...	...	...	...	...	...	...	...
12	...	...	...	...	...	...	...	...	...	...	...
13	...	...	...	...	...	...	...	...	...	...	...
14	...	...	...	...	...	...	...	...	...	...	...
15	...	...	...	...	...	...	...	...	...	...	...
16	...	...	...	...	...	...	...	...	...	...	...
17	...	...	...	...	...	...	...	...	...	...	...
18	...	...	...	...	...	...	...	...	...	...	...
19	...	...	...	...	...	...	...	...	...	...	...
20	...	...	...	...	...	...	...	...	...	...	...

Table 8. Enrollment by School District, Age and Grade, September 30, 2000

School District	1	2	3	4	5	6	7	8	9	10	11	12	Total
1	...	...	...	...	...	...	...	...	...	...	...	...	...
2	...	...	...	...	...	...	...	...	...	...	...	...	...
3	...	...	...	...	...	...	...	...	...	...	...	...	...
4	...	...	...	...	...	...	...	...	...	...	...	...	...
5	...	...	...	...	...	...	...	...	...	...	...	...	...
6	...	...	...	...	...	...	...	...	...	...	...	...	...
7	...	...	...	...	...	...	...	...	...	...	...	...	...
8	...	...	...	...	...	...	...	...	...	...	...	...	...
9	...	...	...	...	...	...	...	...	...	...	...	...	...
10	...	...	...	...	...	...	...	...	...	...	...	...	...
11	...	...	...	...	...	...	...	...	...	...	...	...	...
12	...	...	...	...	...	...	...	...	...	...	...	...	...
13	...	...	...	...	...	...	...	...	...	...	...	...	...
14	...	...	...	...	...	...	...	...	...	...	...	...	...
15	...	...	...	...	...	...	...	...	...	...	...	...	...
16	...	...	...	...	...	...	...	...	...	...	...	...	...
17	...	...	...	...	...	...	...	...	...	...	...	...	...
18	...	...	...	...	...	...	...	...	...	...	...	...	...
19	...	...	...	...	...	...	...	...	...	...	...	...	...
20	...	...	...	...	...	...	...	...	...	...	...	...	...

13	14	15	16	17	18
3,290	3,387	3,417	3,484	2,793	94
51.6	51.8	51.9	51.9	51.3	65
3,182	3,231	2,656	48.7	48.7	5
48.2	48.1	48.7	1,497	1,466	1,210
52.1	50.0	51.2	1,379	1,468	1,153
47.9	50.0	48.8	4,914	4,950	4,003
3	51.9	51.3	51.9	51.3	51.2
609	4,561	4,699	48.7	48.7	48



**Table 1. Number of Schools, Enrolment, Educators and Pupil/Educator Ratio,  
October 1<sup>st</sup>, 2025**

<b>School District</b>	<b>Number of Schools</b>	<b>Pupil Enrolment</b>	<b>Educators<sup>1</sup></b>	<b>Pupil/Educator Ratio</b>
<b>Anglophone Districts</b>				
Anglophone East School District	38	20,456	1,548.4	13.2
Anglophone North School District	29	8,112	779.1	10.4
Anglophone South School District	69	24,291	1,974.0	12.3
Anglophone West School District	70	24,599	2,021.3	12.2
<b>Francophone Districts</b>				
District scolaire francophone Nord-Est	33	8,492	742.2	11.4
District scolaire francophone Nord-Ouest	18	5,120	466.1	11.0
District scolaire francophone Sud	38	17,951	1,437.5	12.5
<b>Anglophone</b>	<b>206</b>	<b>77,458</b>	<b>6,322.8</b>	<b>12.3</b>
<b>Francophone</b>	<b>89</b>	<b>31,563</b>	<b>2,645.7</b>	<b>11.9</b>
<b>Province</b>	<b>295</b>	<b>109,021</b>	<b>8,968.5</b>	<b>12.2</b>

<sup>1</sup> Educators are employees who deliver educational and/or pupil personnel services in a professional capacity.  
Excludes positions vacant on October 1<sup>st</sup>, 2025.



# Schools

**Table 7. Enrollment numbers under Federal of States, Page of 14 years, as of September 2002**

Year	1990	1991	1992	1993	1994	1995	1996	1997	1998	1999	2000	2001	2002
Alabama	1,234	1,245	1,256	1,267	1,278	1,289	1,300	1,311	1,322	1,333	1,344	1,355	1,366
Alaska	123	124	125	126	127	128	129	130	131	132	133	134	135
Arizona	1,456	1,467	1,478	1,489	1,500	1,511	1,522	1,533	1,544	1,555	1,566	1,577	1,588
Arkansas	1,123	1,134	1,145	1,156	1,167	1,178	1,189	1,200	1,211	1,222	1,233	1,244	1,255
California	2,345	2,356	2,367	2,378	2,389	2,400	2,411	2,422	2,433	2,444	2,455	2,466	2,477
Colorado	1,567	1,578	1,589	1,600	1,611	1,622	1,633	1,644	1,655	1,666	1,677	1,688	1,699
Connecticut	1,345	1,356	1,367	1,378	1,389	1,400	1,411	1,422	1,433	1,444	1,455	1,466	1,477
Delaware	1,234	1,245	1,256	1,267	1,278	1,289	1,300	1,311	1,322	1,333	1,344	1,355	1,366
Florida	1,789	1,800	1,811	1,822	1,833	1,844	1,855	1,866	1,877	1,888	1,899	1,910	1,921
Georgia	1,456	1,467	1,478	1,489	1,500	1,511	1,522	1,533	1,544	1,555	1,566	1,577	1,588
Hawaii	123	124	125	126	127	128	129	130	131	132	133	134	135
Idaho	1,123	1,134	1,145	1,156	1,167	1,178	1,189	1,200	1,211	1,222	1,233	1,244	1,255
Illinois	1,678	1,689	1,700	1,711	1,722	1,733	1,744	1,755	1,766	1,777	1,788	1,799	1,810
Indiana	1,345	1,356	1,367	1,378	1,389	1,400	1,411	1,422	1,433	1,444	1,455	1,466	1,477
Iowa	1,234	1,245	1,256	1,267	1,278	1,289	1,300	1,311	1,322	1,333	1,344	1,355	1,366
Kansas	1,123	1,134	1,145	1,156	1,167	1,178	1,189	1,200	1,211	1,222	1,233	1,244	1,255
Kentucky	1,456	1,467	1,478	1,489	1,500	1,511	1,522	1,533	1,544	1,555	1,566	1,577	1,588
Louisiana	1,234	1,245	1,256	1,267	1,278	1,289	1,300	1,311	1,322	1,333	1,344	1,355	1,366
Maine	1,123	1,134	1,145	1,156	1,167	1,178	1,189	1,200	1,211	1,222	1,233	1,244	1,255
Maryland	1,345	1,356	1,367	1,378	1,389	1,400	1,411	1,422	1,433	1,444	1,455	1,466	1,477
Massachusetts	1,456	1,467	1,478	1,489	1,500	1,511	1,522	1,533	1,544	1,555	1,566	1,577	1,588
Michigan	1,567	1,578	1,589	1,600	1,611	1,622	1,633	1,644	1,655	1,666	1,677	1,688	1,699
Minnesota	1,678	1,689	1,700	1,711	1,722	1,733	1,744	1,755	1,766	1,777	1,788	1,799	1,810
Mississippi	1,234	1,245	1,256	1,267	1,278	1,289	1,300	1,311	1,322	1,333	1,344	1,355	1,366
Missouri	1,345	1,356	1,367	1,378	1,389	1,400	1,411	1,422	1,433	1,444	1,455	1,466	1,477
Montana	1,123	1,134	1,145	1,156	1,167	1,178	1,189	1,200	1,211	1,222	1,233	1,244	1,255
Nebraska	1,234	1,245	1,256	1,267	1,278	1,289	1,300	1,311	1,322	1,333	1,344	1,355	1,366
Nevada	1,345	1,356	1,367	1,378	1,389	1,400	1,411	1,422	1,433	1,444	1,455	1,466	1,477
New Hampshire	1,456	1,467	1,478	1,489	1,500	1,511	1,522	1,533	1,544	1,555	1,566	1,577	1,588
New Jersey	1,567	1,578	1,589	1,600	1,611	1,622	1,633	1,644	1,655	1,666	1,677	1,688	1,699
New Mexico	1,678	1,689	1,700	1,711	1,722	1,733	1,744	1,755	1,766	1,777	1,788	1,799	1,810
New York	1,789	1,800	1,811	1,822	1,833	1,844	1,855	1,866	1,877	1,888	1,899	1,910	1,921
North Carolina	1,890	1,901	1,912	1,923	1,934	1,945	1,956	1,967	1,978	1,989	1,990	1,991	1,992
North Dakota	1,234	1,245	1,256	1,267	1,278	1,289	1,300	1,311	1,322	1,333	1,344	1,355	1,366
Ohio	1,345	1,356	1,367	1,378	1,389	1,400	1,411	1,422	1,433	1,444	1,455	1,466	1,477
Oklahoma	1,456	1,467	1,478	1,489	1,500	1,511	1,522	1,533	1,544	1,555	1,566	1,577	1,588
Oregon	1,567	1,578	1,589	1,600	1,611	1,622	1,633	1,644	1,655	1,666	1,677	1,688	1,699
Pennsylvania	1,678	1,689	1,700	1,711	1,722	1,733	1,744	1,755	1,766	1,777	1,788	1,799	1,810
Rhode Island	1,789	1,800	1,811	1,822	1,833	1,844	1,855	1,866	1,877	1,888	1,899	1,910	1,921
South Carolina	1,890	1,901	1,912	1,923	1,934	1,945	1,956	1,967	1,978	1,989	1,990	1,991	1,992
South Dakota	1,234	1,245	1,256	1,267	1,278	1,289	1,300	1,311	1,322	1,333	1,344	1,355	1,366
Tennessee	1,345	1,356	1,367	1,378	1,389	1,400	1,411	1,422	1,433	1,444	1,455	1,466	1,477
Texas	1,456	1,467	1,478	1,489	1,500	1,511	1,522	1,533	1,544	1,555	1,566	1,577	1,588
Utah	1,567	1,578	1,589	1,600	1,611	1,622	1,633	1,644	1,655	1,666	1,677	1,688	1,699
Vermont	1,678	1,689	1,700	1,711	1,722	1,733	1,744	1,755	1,766	1,777	1,788	1,799	1,810
Virginia	1,789	1,800	1,811	1,822	1,833	1,844	1,855	1,866	1,877	1,888	1,899	1,910	1,921
Washington	1,890	1,901	1,912	1,923	1,934	1,945	1,956	1,967	1,978	1,989	1,990	1,991	1,992
West Virginia	1,234	1,245	1,256	1,267	1,278	1,289	1,300	1,311	1,322	1,333	1,344	1,355	1,366
Wisconsin	1,345	1,356	1,367	1,378	1,389	1,400	1,411	1,422	1,433	1,444	1,455	1,466	1,477
Wyoming	1,456	1,467	1,478	1,489	1,500	1,511	1,522	1,533	1,544	1,555	1,566	1,577	1,588

**Table 8. Enrollment by School District, Age and Grade, September 20, 2002**

School District	1-12	13-17	18-24	25-34	35-44	45-54	55-64	65-74	75-84	85+
Alaska	123	124	125	126	127	128	129	130	131	132
Arizona	1,456	1,467	1,478	1,489	1,500	1,511	1,522	1,533	1,544	1,555
Arkansas	1,123	1,134	1,145	1,156	1,167	1,178	1,189	1,200	1,211	1,222
California	2,345	2,356	2,367	2,378	2,389	2,400	2,411	2,422	2,433	2,444
Colorado	1,567	1,578	1,589	1,600	1,611	1,622	1,633	1,644	1,655	1,666
Connecticut	1,345	1,356	1,367	1,378	1,389	1,400	1,411	1,422	1,433	1,444
Delaware	1,234	1,245	1,256	1,267	1,278	1,289	1,300	1,311	1,322	1,333
Florida	1,789	1,800	1,811	1,822	1,833	1,844	1,855	1,866	1,877	1,888
Georgia	1,456	1,467	1,478	1,489	1,500	1,511	1,522	1,533	1,544	1,555
Hawaii	123	124	125	126	127	128	129	130	131	132
Idaho	1,123	1,134	1,145	1,156	1,167	1,178	1,189	1,200	1,211	1,222
Illinois	1,678	1,689	1,700	1,711	1,722	1,733	1,744	1,755	1,766	1,777
Indiana	1,345	1,356	1,367	1,378	1,389	1,400	1,411	1,422	1,433	1,444
Iowa	1,234	1,245	1,256	1,267	1,278	1,289	1,300	1,311	1,322	1,333
Kansas	1,123	1,134	1,145	1,156	1,167	1,178	1,189	1,200	1,211	1,222
Kentucky	1,456	1,467	1,478	1,489	1,500	1,511	1,522	1,533	1,544	1,555
Louisiana	1,234	1,245	1,256	1,267	1,278	1,289	1,300	1,311	1,322	1,333
Maine	1,123	1,134	1,145	1,156	1,167	1,178	1,189	1,200	1,211	1,222
Maryland	1,345	1,356	1,367	1,378	1,389	1,400	1,411	1,422	1,433	1,444
Massachusetts	1,456	1,467	1,478	1,489	1,500	1,511	1,522	1,533	1,544	1,555
Michigan	1,567	1,578	1,589	1,600	1,611	1,622	1,633	1,644	1,655	1,666
Minnesota	1,678	1,689	1,700	1,711	1,722	1,733	1,744	1,755	1,766	1,777
Mississippi	1,234	1,245	1,256	1,267	1,278	1,289	1,300	1,311	1,322	1,333
Missouri	1,345	1,356	1,367	1,378	1,389	1,400	1,411	1,422	1,433	1,444
Montana	1,123	1,134	1,145	1,156	1,167	1,178	1,189	1,200	1,211	1,222
Nebraska	1,234	1,245	1,256	1,267	1,278	1,289	1,300	1,311	1,322	1,333
Nevada	1,345	1,356	1,367	1,378	1,389	1,400	1,411	1,422	1,433	1,444
New Hampshire	1,456	1,467	1,478	1,489	1,500	1,511	1,522	1,533	1,544	1,555
New Jersey	1,567	1,578	1,589	1,600	1,611	1,622	1,633	1,644	1,655	1,666
New Mexico	1,678	1,689	1,700	1,711	1,722	1,733	1,744	1,755	1,766	1,777
New York	1,789	1,800	1,811	1,822	1,833	1,844	1,855	1,866	1,877	1,888
North Carolina	1,890	1,901	1,912	1,923	1,934	1,945	1,956	1,967	1,978	1,989
North Dakota	1,234	1,245	1,256	1,267	1,278	1,289	1,300	1,311	1,322	1,333
Ohio	1,345	1,356	1,367	1,378	1,389	1,400	1,411	1,422	1,433	1,444
Oklahoma	1,456	1,467	1,478	1,489	1,500	1,511	1,522	1,533	1,544	1,555
Oregon	1,567	1,578	1,589	1,600	1,611	1,622	1,633	1,644	1,655	1,666
Pennsylvania	1,678	1,689	1,700	1,711	1,722	1,733	1,744	1,755	1,766	1,777
Rhode Island	1,789	1,800	1,811	1,822	1,833	1,844	1,855	1,866	1,877	1,888
South Carolina	1,890	1,901	1,912	1,923	1,934	1,945	1,956	1,967	1,978	1,989
South Dakota	1,234	1,245	1,256	1,267	1,278	1,289	1,300	1,311	1,322	1,333
Tennessee	1,345	1,356	1,367	1,378	1,389	1,400	1,411	1,422	1,433	1,444
Texas	1,456	1,467	1,478	1,489	1,500	1,511	1,522	1,533	1,544	1,555
Utah	1,567	1,578	1,589	1,600	1,611	1,622	1,633	1,644	1,655	1,666
Vermont	1,678	1,689	1,700	1,711	1,722	1,733	1,744	1,755	1,766	1,777
Virginia	1,789	1,800	1,811	1,822	1,833	1,844	1,855	1,866	1,877	1,888
Washington	1,890	1,901	1,912	1,923	1,					



**Table 2. Schools by District and Level of Instruction, October 1<sup>st</sup>, 2025<sup>1</sup>**

School District	K-5	K-8	K-12	6-8	6-12	9-12	Total
<b>Anglophone Districts</b>							
Anglophone East School District	17	10	2	3	1	5	38
Anglophone North School District	9	9	1	3	2	5	29
Anglophone South School District	38	7	2	10	3	9	69
Anglophone West School District	32	10	6	9	5	8	70
<b>Francophone Districts</b>							
District scolaire francophone Nord-Est	3	21	1	2	-	6	33
District scolaire francophone Nord-Ouest	-	13	2	-	2	1	18
District scolaire francophone Sud	9	16	5	3	1	4	38
<b>Anglophone</b>	<b>96</b>	<b>36</b>	<b>11</b>	<b>25</b>	<b>11</b>	<b>27</b>	<b>206</b>
<b>Francophone</b>	<b>12</b>	<b>50</b>	<b>8</b>	<b>5</b>	<b>3</b>	<b>11</b>	<b>89</b>
<b>Province</b>	<b>108</b>	<b>86</b>	<b>19</b>	<b>30</b>	<b>14</b>	<b>38</b>	<b>295</b>

**Table 3. Summary of Schools by Level and Language of Instruction, October 1<sup>st</sup>, 2025<sup>1</sup>**

Anglophone Districts			Francophone Districts	
Level	English	English and Immersion	Level	Schools
K-5	62	80	K-8	78
6-8	26	57		
9-12	12	37	9-12	22

<sup>1</sup> Please note that each school is counted only once in Table 2. However, in Table 3, a school can be counted in more than one category. For example: a school with grade level K-12 is counted three times in Table 3; once in the K-5 category, once in the 6-8 category, and once in the 9-12 category. That same K-12 school is only counted once in Table 2 in the K-12 category.



# Enrolment

Table 7. Enrolment numbers under Federal Education, Page 14 of 14, as at 30 September 2002

Year	2000	2001	2002
Total	1,497	1,468	1,210
Primary	52.1	50.0	51.2
Secondary	1,379	1,468	1,158
Tertiary	47.9	50.0	48.8
Other	8	4.914	4.950
Non-Resident	3	51.9	51.3
Resident	609	4,561	4,699
Non-Resident	48.7	48.1	48.7

Table 8. Enrolment by School District, Age and Gender, September 30, 2002

School District	Total	Male	Female
Alberta	1,497	750	747
British Columbia	1,468	735	733
Manitoba	1,210	605	605
Ontario	1,158	575	583
Quebec	48.8	24.4	24.4
Saskatchewan	48.7	24.3	24.4

Table 9. Enrolment by Age and Gender, September 30, 2002

Age Group	Male	Female	Total
0-4	3,290	3,387	6,677
5-9	51.6	51.8	103.4
10-14	3,182	3,231	6,413
15-19	48.2	48.1	96.3
20-24	1,497	1,468	2,965
25-29	52.1	50.0	102.1
30-34	1,379	1,468	2,847
35-39	47.9	50.0	97.9
40-44	8	4.914	12.814
45-49	3	51.9	54.8
50-54	609	4,561	5,170
55-59	48.7	48.1	96.8



**Table 4. Enrolment by School District by Grade, October 1<sup>st</sup>, 2025**

School District	Total	Grade												Previous Graduates	
		K	1	2	3	4	5	6	7	8	9	10	11		12
<b>Anglophone Districts</b>															
Anglophone East School District	20,456	1,218	1,367	1,446	1,480	1,577	1,559	1,646	1,592	1,658	1,656	1,762	1,808	1,677	10
Anglophone North School District	8,112	446	472	478	566	559	597	619	630	613	744	776	750	857	5
Anglophone South School District	24,291	1,579	1,643	1,664	1,713	1,814	1,765	1,915	1,787	1,914	1,997	2,024	2,139	2,319	18
Anglophone West School District	24,599	1,525	1,594	1,677	1,793	1,816	1,883	1,964	1,971	1,926	2,005	2,133	2,136	2,156	20
<b>Francophone Districts</b>															
District scolaire francophone Nord-Est	8,492	496	551	608	630	646	600	699	648	677	693	741	742	757	4
District scolaire francophone Nord-Ouest	5,120	341	362	388	366	359	383	386	385	410	405	448	410	470	7
District scolaire francophone Sud	17,951	1,300	1,312	1,401	1,437	1,433	1,438	1,467	1,484	1,449	1,350	1,265	1,263	1,332	20
<b>Anglophone</b>	<b>77,458</b>	<b>4,768</b>	<b>5,076</b>	<b>5,265</b>	<b>5,552</b>	<b>5,766</b>	<b>5,804</b>	<b>6,144</b>	<b>5,980</b>	<b>6,111</b>	<b>6,402</b>	<b>6,695</b>	<b>6,833</b>	<b>7,009</b>	<b>53</b>
<b>Francophone</b>	<b>31,563</b>	<b>2,137</b>	<b>2,225</b>	<b>2,397</b>	<b>2,433</b>	<b>2,438</b>	<b>2,421</b>	<b>2,552</b>	<b>2,517</b>	<b>2,536</b>	<b>2,448</b>	<b>2,454</b>	<b>2,415</b>	<b>2,559</b>	<b>31</b>
<b>Province</b>	<b>109,021</b>	<b>6,905</b>	<b>7,301</b>	<b>7,662</b>	<b>7,985</b>	<b>8,204</b>	<b>8,225</b>	<b>8,696</b>	<b>8,497</b>	<b>8,647</b>	<b>8,850</b>	<b>9,149</b>	<b>9,248</b>	<b>9,568</b>	<b>84</b>

Table 6. Enrolment by School District by Age, October 1<sup>st</sup>, 2025

School District	Age as of October 1 <sup>st</sup> , 2025																		Total	
	4 yrs & less	5	6	7	8	9	10	11	12	13	14	15	16	17	18	19	20	21 yrs & over		
<b>Anglophone Districts</b>																				
Anglophone East School District	248	1,278	1,365	1,484	1,511	1,524	1,575	1,649	1,597	1,665	1,586	1,690	1,726	1,315	193	39	11	-	20,456	
Anglophone North School District	87	436	498	488	549	567	602	600	616	652	703	759	733	636	144	30	8	4	8,112	
Anglophone South School District	339	1,561	1,682	1,671	1,690	1,805	1,817	1,876	1,792	1,924	1,975	2,000	2,148	1,612	254	87	48	10	24,291	
Anglophone West School District	331	1,522	1,579	1,750	1,765	1,807	1,924	1,970	1,942	1,961	1,996	2,085	2,071	1,626	180	62	28	-	24,599	
<b>Francophone Districts</b>																				
District scolaire francophone Nord-Est	94	535	549	626	610	635	630	683	653	660	711	723	741	570	56	13	3	-	8,492	
District scolaire francophone Nord-Ouest	84	323	377	379	377	358	370	407	362	416	426	434	407	354	36	7	2	1	5,120	
District scolaire francophone Sud	291	1,315	1,321	1,416	1,425	1,437	1,464	1,458	1,468	1,403	1,336	1,259	1,273	989	68	19	6	3	17,951	
<b>Anglophone</b>	<b>1,005</b>	<b>4,797</b>	<b>5,124</b>	<b>5,393</b>	<b>5,515</b>	<b>5,703</b>	<b>5,918</b>	<b>6,095</b>	<b>5,947</b>	<b>6,202</b>	<b>6,260</b>	<b>6,534</b>	<b>6,678</b>	<b>5,189</b>	<b>771</b>	<b>218</b>	<b>95</b>	<b>14</b>	<b>77,458</b>	
<b>Francophone</b>	<b>469</b>	<b>2,173</b>	<b>2,247</b>	<b>2,421</b>	<b>2,412</b>	<b>2,430</b>	<b>2,464</b>	<b>2,548</b>	<b>2,483</b>	<b>2,479</b>	<b>2,473</b>	<b>2,416</b>	<b>2,421</b>	<b>1,913</b>	<b>160</b>	<b>39</b>	<b>11</b>	<b>4</b>	<b>31,563</b>	
<b>Province</b>	<b>1,474</b>	<b>6,970</b>	<b>7,371</b>	<b>7,814</b>	<b>7,927</b>	<b>8,133</b>	<b>8,382</b>	<b>8,643</b>	<b>8,430</b>	<b>8,681</b>	<b>8,733</b>	<b>8,950</b>	<b>9,099</b>	<b>7,102</b>	<b>931</b>	<b>257</b>	<b>106</b>	<b>18</b>	<b>109,021</b>	

**Table 7. Enrolment by Grade and Age, October 1<sup>st</sup>, 2025**

Age on Oct. 1 <sup>st</sup>	Grade													Prev.		
	K	1	2	3	4	5	6	7	8	9	10	11	12	Grads	Total	
4 yrs & less	1,474	-	-	-	-	-	-	-	-	-	-	-	-	-	-	1,474
5 yrs	5,371	1,599	-	-	-	-	-	-	-	-	-	-	-	-	-	6,970
6 yrs	60	5,651	1,659	1	-	-	-	-	-	-	-	-	-	-	-	7,371
7 yrs	-	51	5,949	1,814	-	-	-	-	-	-	-	-	-	-	-	7,814
8 yrs	-	-	53	6,087	1,786	1	-	-	-	-	-	-	-	-	-	7,927
9 yrs	-	-	1	81	6,328	1,721	2	-	-	-	-	-	-	-	-	8,133
10 yrs	-	-	-	2	89	6,399	1,892	-	-	-	-	-	-	-	-	8,382
11 yrs	-	-	-	-	1	99	6,672	1,870	1	-	-	-	-	-	-	8,643
12 yrs	-	-	-	-	-	4	126	6,485	1,811	4	-	-	-	-	-	8,430
13 yrs	-	-	-	-	-	-	2	138	6,682	1,857	1	1	-	-	-	8,681
14 yrs	-	-	-	-	-	1	2	4	149	6,704	1,867	6	-	-	-	8,733
15 yrs	-	-	-	-	-	-	-	-	4	266	6,784	1,881	15	-	-	8,950
16 yrs	-	-	-	-	-	-	-	-	-	13	442	6,789	1,855	-	-	9,099
17 yrs	-	-	-	-	-	-	-	-	-	6	50	471	6,566	9	-	7,102
18 yrs	-	-	-	-	-	-	-	-	-	-	1	83	803	44	-	931
19 yrs	-	-	-	-	-	-	-	-	-	-	3	15	220	19	-	257
20 yrs	-	-	-	-	-	-	-	-	-	-	1	2	94	9	-	106
21 yrs & over	-	-	-	-	-	-	-	-	-	-	-	-	15	3	-	18
<b>Total</b>	<b>6,905</b>	<b>7,301</b>	<b>7,662</b>	<b>7,985</b>	<b>8,204</b>	<b>8,225</b>	<b>8,696</b>	<b>8,497</b>	<b>8,647</b>	<b>8,850</b>	<b>9,149</b>	<b>9,248</b>	<b>9,568</b>	<b>84</b>	<b>109,021</b>	

**Table 8. Enrolment by School District and Language of Instruction,  
October 1<sup>st</sup>, 2025**

<b>School District</b>	<b>English</b>	<b>French</b>	<b>French Immersion</b>	<b>Total</b>
<b>Anglophone Districts</b>				
Anglophone East School District	12,438	-	8,018	20,456
Anglophone North School District	6,190	-	1,922	8,112
Anglophone South School District	17,385	-	6,906	24,291
Anglophone West School District	17,757	-	6,842	24,599
<b>Francophone Districts</b>				
District scolaire francophone Nord-Est	-	8,492	-	8,492
District scolaire francophone Nord-Ouest	-	5,120	-	5,120
District scolaire francophone Sud	-	17,951	-	17,951
<b>Anglophone</b>	<b>53,770</b>	<b>-</b>	<b>23,688</b>	<b>77,458</b>
<b>Francophone</b>	<b>-</b>	<b>31,563</b>	<b>-</b>	<b>31,563</b>
<b>Province</b>	<b>53,770</b>	<b>31,563</b>	<b>23,688</b>	<b>109,021</b>

**Table 9. Enrolment in French Immersion by School District by Grade, October 1<sup>st</sup>, 2025**

School District	Total	Grade											
		1	2	3	4	5	6	7	8	9	10	11	12
<b>Anglophone Districts</b>													
Anglophone East School District	8,018	726	676	581	631	531	841	768	705	647	612	660	640
Anglophone North School District	1,922	206	185	200	192	172	184	165	169	142	126	82	99
Anglophone South School District	6,906	487	500	457	412	438	723	664	740	570	616	627	672
Anglophone West School District	6,842	590	571	565	510	543	673	678	626	563	540	475	508
<b>Total</b>	<b>23,688</b>	<b>2,009</b>	<b>1,932</b>	<b>1,803</b>	<b>1,745</b>	<b>1,684</b>	<b>2,421</b>	<b>2,275</b>	<b>2,240</b>	<b>1,922</b>	<b>1,894</b>	<b>1,844</b>	<b>1,919</b>







**Table 10. Number of Classes by School District and Grade: Kindergarten to Grade 8, October 1<sup>st</sup>, 2025**

School District	Total	Grade									Combined Classes
		K	1	2	3	4	5	6	7	8	
<b>Anglophone Districts</b>											
Anglophone East School District	651	68	68	71	53	50	63	62	50	60	106
Anglophone North School District	266	25	24	23	23	19	24	22	21	23	62
Anglophone South School District	784	84	85	81	61	56	74	76	67	77	123
Anglophone West School District	849	89	92	94	80	74	82	85	77	78	98
<b>Francophone Districts</b>											
District scolaire francophone Nord-Est	296	32	34	37	30	28	28	27	28	31	21
District scolaire francophone Nord-Ouest	182	24	21	23	19	17	16	18	16	20	8
District scolaire francophone Sud	603	74	75	77	66	57	62	60	58	57	17
<b>Anglophone</b>	<b>2,550</b>	<b>266</b>	<b>269</b>	<b>269</b>	<b>217</b>	<b>199</b>	<b>243</b>	<b>245</b>	<b>215</b>	<b>238</b>	<b>389</b>
<b>Francophone</b>	<b>1,081</b>	<b>130</b>	<b>130</b>	<b>137</b>	<b>115</b>	<b>102</b>	<b>106</b>	<b>105</b>	<b>102</b>	<b>108</b>	<b>46</b>
<b>Province</b>	<b>3,631</b>	<b>396</b>	<b>399</b>	<b>406</b>	<b>332</b>	<b>301</b>	<b>349</b>	<b>350</b>	<b>317</b>	<b>346</b>	<b>435</b>

**Table 10a. Number of French Immersion Classes by School District and Grade:  
Kindergarten to Grade 8, October 1<sup>st</sup>, 2025**

School District	Total	Grade									Combined Classes
		K	1	2	3	4	5	6	7	8	
<b>Anglophone Districts</b>											
Anglophone East School District	255	-	36	32	21	18	19	32	25	27	45
Anglophone North School District	78	-	13	10	8	5	6	7	5	6	18
Anglophone South School District	220	-	29	27	19	13	17	30	27	30	28
Anglophone West School District	292	-	39	36	29	21	22	44	40	40	21
<b>Total</b>	<b>845</b>	<b>-</b>	<b>117</b>	<b>105</b>	<b>77</b>	<b>57</b>	<b>64</b>	<b>113</b>	<b>97</b>	<b>103</b>	<b>112</b>

**Table 10b. Number of English only Classes by School District and Grade:  
Kindergarten to Grade 8, October 1<sup>st</sup>, 2025**

School District	Total	Grade									Combined Classes
		K	1	2	3	4	5	6	7	8	
<b>Anglophone Districts</b>											
Anglophone East School District	396	68	32	39	32	32	44	30	25	33	61
Anglophone North School District	188	25	11	13	15	14	18	15	16	17	44
Anglophone South School District	564	84	56	54	42	43	57	46	40	47	95
Anglophone West School District	638	89	53	58	51	53	60	69	63	65	77
<b>Total</b>	<b>1,786</b>	<b>266</b>	<b>152</b>	<b>164</b>	<b>140</b>	<b>142</b>	<b>179</b>	<b>160</b>	<b>144</b>	<b>162</b>	<b>277</b>

Table 11. Number of Combined Classes by School District and Grade Combination, October 1<sup>st</sup>, 2025

School District	Total	Combined Class Grade Groupings													
		K-1	K-1-2	1-2	1-2-3	2-3	2-3-4	3-4	3-4-5	4-5	5-6	6-7	6-7-8	6-8	7-8
<b>Anglophone Districts</b>															
Anglophone East School District	106	8	-	15	-	11	-	24	-	12	3	12	7	-	14
Anglophone North School District	62	8	1	9	1	4	-	9	-	11	1	7	-	-	11
Anglophone South School District	123	14	1	17	1	13	-	31	1	20	-	12	-	1	12
Anglophone West School District	98	12	-	13	-	10	-	22	-	20	-	10	-	-	11
<b>Francophone Districts</b>															
District scolaire francophone Nord-Est	21	3	-	1	-	1	1	4	-	1	4	2	1	-	3
District scolaire francophone Nord-Ouest	8	-	-	1	-	-	-	1	-	1	2	1	-	-	2
District scolaire francophone Sud	17	1	-	1	-	-	-	4	3	1	2	2	1	-	2
<b>Anglophone</b>	<b>389</b>	<b>42</b>	<b>2</b>	<b>54</b>	<b>2</b>	<b>38</b>	<b>-</b>	<b>86</b>	<b>1</b>	<b>63</b>	<b>4</b>	<b>41</b>	<b>7</b>	<b>1</b>	<b>48</b>
<b>Francophone</b>	<b>46</b>	<b>4</b>	<b>-</b>	<b>3</b>	<b>-</b>	<b>1</b>	<b>1</b>	<b>9</b>	<b>3</b>	<b>3</b>	<b>8</b>	<b>5</b>	<b>2</b>	<b>-</b>	<b>7</b>
<b>Province</b>	<b>435</b>	<b>46</b>	<b>2</b>	<b>57</b>	<b>2</b>	<b>39</b>	<b>1</b>	<b>95</b>	<b>4</b>	<b>66</b>	<b>12</b>	<b>46</b>	<b>9</b>	<b>1</b>	<b>55</b>

**Table 11a. Number of French Immersion Combined Classes by School District and Grade Combination, October 1<sup>st</sup>, 2025**

School District	Total	Combined Class Grade Groupings							
		1-2	2-3	3-4	4-5	5-6	6-7	6-7-8	7-8
<b>Anglophone Districts</b>									
Anglophone East School District	45	5	6	8	10	1	6	1	8
Anglophone North School District	18	1	1	3	5	-	3	-	5
Anglophone South School District	28	3	2	7	7	-	3	-	6
Anglophone West School District	21	-	2	4	9	-	2	-	4
<b>Total</b>	<b>112</b>	<b>9</b>	<b>11</b>	<b>22</b>	<b>31</b>	<b>1</b>	<b>14</b>	<b>1</b>	<b>23</b>

Table 11b. Number of English only Combined Classes by School District and Grade Combination, October 1<sup>st</sup>, 2025

School District	Total	Combined Class Grade Groupings												
		K-1	K-1-2	1-2	1-2-3	2-3	3-4	3-4-5	4-5	5-6	6-7	6-7-8	6-8	7-8
<b>Anglophone Districts</b>														
Anglophone East School District	61	8	-	10	-	5	16	-	2	2	6	6	-	6
Anglophone North School District	44	8	1	8	1	3	6	-	6	1	4	-	-	6
Anglophone South School District	95	14	1	14	1	11	24	1	13	-	9	-	1	6
Anglophone West School District	77	12	-	13	-	8	18	-	11	-	8	-	-	7
<b>Total</b>	<b>277</b>	<b>42</b>	<b>2</b>	<b>45</b>	<b>2</b>	<b>27</b>	<b>64</b>	<b>1</b>	<b>32</b>	<b>3</b>	<b>27</b>	<b>6</b>	<b>1</b>	<b>25</b>

**Table 12. Average Class Size by School District and Grade Level, October 1<sup>st</sup>, 2025**

School District	Average Class Size	
	K	1-8
<b>Anglophone Districts</b>		
Anglophone East School District	17.0	22.5
Anglophone North School District	15.4	20.8
Anglophone South School District	17.7	21.9
Anglophone West School District	16.3	20.6
<b>Francophone Districts</b>		
District scolaire francophone Nord-Est	15.1	20.3
District scolaire francophone Nord-Ouest	14.2	20.4
District scolaire francophone Sud	17.5	22.8
<b>Anglophone</b>	<b>16.8</b>	<b>21.5</b>
<b>Francophone</b>	<b>16.3</b>	<b>21.7</b>
<b>Province</b>	<b>16.7</b>	<b>21.6</b>



# ***Educators, Professional and Non-Educational Support Staff***

Table 7. Effect numbers under Family of Effect, Page of 14 rows, as of 30 September 2002

Effect	1	2	3	4	5	6	7	8	9	10	11	12	13	14	15	16	17	18	19	20
1.1	100	100	100	100	100	100	100	100	100	100	100	100	100	100	100	100	100	100	100	100
1.2	100	100	100	100	100	100	100	100	100	100	100	100	100	100	100	100	100	100	100	100
1.3	100	100	100	100	100	100	100	100	100	100	100	100	100	100	100	100	100	100	100	100
1.4	100	100	100	100	100	100	100	100	100	100	100	100	100	100	100	100	100	100	100	100
1.5	100	100	100	100	100	100	100	100	100	100	100	100	100	100	100	100	100	100	100	100
1.6	100	100	100	100	100	100	100	100	100	100	100	100	100	100	100	100	100	100	100	100
1.7	100	100	100	100	100	100	100	100	100	100	100	100	100	100	100	100	100	100	100	100
1.8	100	100	100	100	100	100	100	100	100	100	100	100	100	100	100	100	100	100	100	100
1.9	100	100	100	100	100	100	100	100	100	100	100	100	100	100	100	100	100	100	100	100
1.10	100	100	100	100	100	100	100	100	100	100	100	100	100	100	100	100	100	100	100	100
1.11	100	100	100	100	100	100	100	100	100	100	100	100	100	100	100	100	100	100	100	100
1.12	100	100	100	100	100	100	100	100	100	100	100	100	100	100	100	100	100	100	100	100
1.13	100	100	100	100	100	100	100	100	100	100	100	100	100	100	100	100	100	100	100	100
1.14	100	100	100	100	100	100	100	100	100	100	100	100	100	100	100	100	100	100	100	100
1.15	100	100	100	100	100	100	100	100	100	100	100	100	100	100	100	100	100	100	100	100
1.16	100	100	100	100	100	100	100	100	100	100	100	100	100	100	100	100	100	100	100	100
1.17	100	100	100	100	100	100	100	100	100	100	100	100	100	100	100	100	100	100	100	100
1.18	100	100	100	100	100	100	100	100	100	100	100	100	100	100	100	100	100	100	100	100
1.19	100	100	100	100	100	100	100	100	100	100	100	100	100	100	100	100	100	100	100	100
1.20	100	100	100	100	100	100	100	100	100	100	100	100	100	100	100	100	100	100	100	100

Table 8. Enrollment by School District, Age and Grade, September 30, 2002

School District	13	14	15	16	17	18
1	3,290	3,387	3,417	3,484	2,793	94
2	51.6	51.8	51.9	51.9	51.3	65
3	3,182	3,231	3,231	2,656	48.7	5
4	48.2	48.1	48.7	48.7	48.7	48
5	1,497	1,466	1,210	51.2	48.8	48
6	52.1	50.0	51.2	48.8	48.8	48
7	1,379	1,468	1,153	48.8	48.8	48
8	47.9	50.0	48.8	48.8	48.8	48
9	4,914	4,950	4,003	51.2	48.8	48
10	51.9	51.3	51.2	48.8	48.8	48
11	609	4,561	4,699	3,803	48.8	48
12	48.7	48.1	48.7	48.7	48.7	48



**Table 13. Full-Time Equivalent Educators by School District and Position, October 1<sup>st</sup>, 2025**

	Total	Anglophone East School District	Anglophone North School District	Anglophone South School District	Anglophone West School District	Total Anglophone	District scolaire francophone Nord-Est	District scolaire francophone Nord-Ouest	District scolaire francophone Sud	Total Francophone
Academic Support Teachers	147.9	31.0	21.5	44.4	51.0	147.9	-	-	-	-
Behaviour Support	25.9	1.0	-	24.9	-	25.9	-	-	-	-
Educational Support Teachers	726.6	101.0	50.1	151.9	160.4	463.4	85.8	44.8	132.7	263.2
English as Another Language	54.5	19.0	10.5	14.0	11.0	54.5	-	-	-	-
Guidance Counsellors	245.6	57.1	28.0	62.7	72.0	219.8	8.8	3.9	13.1	25.8
Other Classroom Teachers	325.9	13.6	18.1	140.1	8.0	179.8	11.5	13.8	120.9	146.2
Other special needs (e.g. Visual Impaired)	31.0	-	-	-	-	-	11.0	6.0	14.0	31.0
Regular Teachers	6,401.2	1,138.1	513.5	1,331.3	1,504.2	4,487.2	530.6	337.0	1,046.4	1,914.0
Resource Specialists for Assessment & Intervention	51.7	30.9	3.0	8.0	5.0	46.9	0.8	1.0	3.0	4.8
School Administration	485.6	87.6	38.8	106.7	113.2	346.3	39.9	24.0	75.4	139.3
<b>Total Classroom Teachers •</b>	<b>8,495.8</b>	<b>1,479.2</b>	<b>683.6</b>	<b>1,884.0</b>	<b>1,924.8</b>	<b>5,971.6</b>	<b>688.3</b>	<b>430.5</b>	<b>1,405.5</b>	<b>2,524.2</b>
Mentors, Coaches and Leads	105.0	28.4	9.0	11.5	15.0	63.9	20.5	20.6	-	41.1
Other Educational Staff	230.7	25.8	67.5	47.5	47.5	188.3	24.4	-	18.0	42.4
<b>Total teachers (classroom teachers and other teachers)</b>	<b>8,831.5</b>	<b>1,533.4</b>	<b>760.1</b>	<b>1,943.0</b>	<b>1,987.3</b>	<b>6,223.8</b>	<b>733.2</b>	<b>451.1</b>	<b>1,423.5</b>	<b>2,607.7</b>
Director of Curriculum and Instruction	4.0	1.0	1.0	1.0	1.0	4.0	-	-	-	-
Director of Education Support Services	6.0	1.0	1.0	1.0	1.0	4.0	1.0	1.0	-	2.0
Director of Schools	20.0	3.0	2.0	4.0	3.0	12.0	2.0	1.0	5.0	8.0
Other District-Based Educators	14.0	1.0	2.0	2.0	2.0	7.0	4.0	2.0	1.0	7.0
Subject Coordinators	82.0	7.0	11.0	21.0	25.0	64.0	1.0	10.0	7.0	18.0
Superintendent	7.0	1.0	1.0	1.0	1.0	4.0	1.0	1.0	1.0	3.0
Supervisors of Data and Accountability	4.0	1.0	1.0	1.0	1.0	4.0	-	-	-	-
<b>Total Educators (classroom teachers, other teachers and educators)</b>	<b>8,968.5</b>	<b>1,548.4</b>	<b>779.1</b>	<b>1,974.0</b>	<b>2,021.3</b>	<b>6,322.8</b>	<b>742.2</b>	<b>466.1</b>	<b>1,437.5</b>	<b>2,645.7</b>

	Anglophone	Francophone	Total
<b>Total Classroom Teachers •</b>	5,971.6	2,524.2	8,495.8
<b>Total Teachers</b>	6,223.8	2,607.7	8,831.5
<b>Total Educators</b>	<b>6,322.8</b>	<b>2,645.7</b>	<b>8,968.5</b>

• Classroom teachers are defined as regular classroom teachers, French Immersion teachers, second language teachers, trades specialists, music and art specialists, physical education specialists, resource and methods teachers, principals and vice principals, guidance counsellors, and other classroom teachers.

Table 14. Full-Time Equivalent Support Staff by Linguistic Sector and Position, October 1<sup>st</sup>, 2025

	Anglophone Districts				Francophone Districts			Anglophone	Francophone	Province
	ASD-E	ASD-N	ASD-S	ASD-W	DSF-NE	DSF-NO	DSF-S			
<b>Administrative and Educational Support (1 FTE = 36.25 hours/week)</b>										
District Administrative Support	32.0	24.0	42.0	36.0	31.4	15.0	43.0	134.0	89.4	223.4
Educational Assistant (1 FTE = 30 hours/week)	565.0	454.0	908.0	962.0	325.0	205.9	650.0	2,889.0	1,180.9	4,069.9
School Administrative Assistant	57.5	32.1	86.6	108.0	38.2	25.6	52.1	284.2	115.9	400.1
School Intervention Worker (1 FTE = 30 hours/week)	4.0	5.0	-	-	36.0	1.0	31.0	9.0	68.0	77.0
School Library Worker	19.9	10.8	12.6	21.9	18.0	11.5	31.5	65.2	60.9	126.1
School-Based Clerk	-	-	-	1.0	-	-	-	1.0	-	1.0
Speech Therapy Assistant	2.0	2.0	6.0	3.0	-	4.0	5.0	13.0	9.0	22.0
Student Attendant	30.0	7.5	26.0	24.8	1.6	1.0	-	88.3	2.6	90.9
<b>Subtotal</b>	<b>710.4</b>	<b>535.4</b>	<b>1,081.2</b>	<b>1,156.7</b>	<b>450.2</b>	<b>263.9</b>	<b>812.6</b>	<b>3,483.7</b>	<b>1,526.7</b>	<b>5,010.4</b>
<b>Management and non-union (1 FTE = 36.25 hours/week)</b>										
Director of Communications/Communication Officer	1.0	1.0	1.0	1.0	-	-	-	4.0	-	4.0
Director of Finance and Administrative Services	1.0	1.0	1.0	1.0	1.0	1.0	1.0	4.0	3.0	7.0
Director of Human Resources	1.0	1.0	1.0	1.0	1.0	1.0	1.0	4.0	3.0	7.0
District Alignment Champion / Improvement Facilitator	-	-	-	-	-	-	1.0	-	1.0	1.0
Executive Assistant to Superintendent	1.0	1.0	1.0	1.0	-	1.0	1.0	4.0	2.0	6.0
Human Resources Officer	14.0	7.0	6.0	13.0	5.0	5.0	7.0	40.0	17.0	57.0
Other	3.0	1.0	4.0	1.0	9.0	7.0	11.6	9.0	27.6	36.6
<b>Subtotal</b>	<b>21.0</b>	<b>12.0</b>	<b>14.0</b>	<b>18.0</b>	<b>16.0</b>	<b>15.0</b>	<b>22.6</b>	<b>65.0</b>	<b>53.6</b>	<b>118.6</b>
<b>Public Service Alliance of Canada (1 FTE = 36.25 hours/week)</b>										
Assistant Budget and Accounting Manager	4.0	4.0	3.0	4.0	2.0	3.0	4.0	15.0	9.0	24.0
Assistant Facilities Manager	3.0	4.0	3.0	3.0	2.0	1.0	2.0	13.0	5.0	18.0
Assistant Transportation Manager	2.0	2.0	4.0	5.0	2.0	1.0	3.0	13.0	6.0	19.0
Budget and Accounting Manager	1.0	2.0	1.0	1.0	1.0	1.0	1.0	5.0	3.0	8.0
Community Engagement Coordinator	1.0	1.0	1.0	4.0	-	1.0	2.0	7.0	3.0	10.0
Community School Coordinator	5.0	2.0	10.8	3.0	25.0	18.0	34.0	20.8	77.0	97.8
Experiential Learning Coordinator	1.0	1.0	1.0	-	-	-	-	3.0	-	3.0
Facilities Manager	1.0	1.0	1.0	1.0	1.0	1.0	1.0	4.0	3.0	7.0
Information Technology Services	14.0	15.0	24.0	24.0	17.0	8.0	19.0	77.0	44.0	121.0
Transportation Manager	1.0	1.0	1.0	1.0	1.0	1.0	1.0	4.0	3.0	7.0
Other	1.0	1.0	-	-	-	-	-	2.0	-	2.0
<b>Subtotal</b>	<b>34.0</b>	<b>34.0</b>	<b>49.8</b>	<b>46.0</b>	<b>51.0</b>	<b>35.0</b>	<b>67.0</b>	<b>163.8</b>	<b>153.0</b>	<b>316.8</b>
<b>General Labour, Trades &amp; Services (1 FTE = 40 hours/week)</b>										
Building Maintenance Foreperson	-	-	-	4.0	-	-	1.0	4.0	1.0	5.0
Bus Driver	102.0	117.0	233.0	253.0	112.0	70.0	193.0	705.0	375.0	1,080.0
Custodial Foreperson	-	-	2.0	2.0	-	-	-	4.0	-	4.0
Custodian	153.7	100.4	232.3	201.7	131.3	75.8	159.8	688.0	366.8	1,054.8
Maintenance Repairworker	17.0	35.0	47.0	31.5	17.0	8.0	18.0	130.5	43.0	173.5
Other General Labour, Trades & Services	1.0	-	4.0	-	-	-	-	5.0	-	5.0
Power Engineer	1.0	4.0	1.0	-	2.0	-	-	6.0	2.0	8.0
School Plant Superintendent	-	-	6.0	-	2.0	1.0	-	6.0	3.0	9.0
<b>Subtotal</b>	<b>274.7</b>	<b>256.3</b>	<b>525.3</b>	<b>492.2</b>	<b>264.3</b>	<b>154.8</b>	<b>371.8</b>	<b>1,548.5</b>	<b>790.8</b>	<b>2,339.3</b>
<b>Professional Support Group (1 FTE = 36.25 hours/week)</b>										
Behavior Intervention Mentor	45.0	32.0	47.5	69.0	31.0	28.0	23.5	193.5	82.5	276.0
Resident in Psychology	-	-	-	-	-	1.0	4.0	-	5.0	5.0
School Psychologist	2.0	-	1.0	3.0	4.0	5.0	10.0	6.0	19.0	25.0
School Psychometrist	-	-	-	-	-	-	-	-	-	-
School Social Worker	12.0	9.0	10.6	13.0	15.0	7.0	16.0	44.6	38.0	82.6
Speech Language Pathologist and Audiology	20.0	12.0	25.0	20.0	14.7	6.0	8.5	77.0	29.2	106.2
Transition to School Coordinator	-	-	-	-	-	1.0	1.0	-	2.0	2.0
<b>Subtotal</b>	<b>79.0</b>	<b>53.0</b>	<b>84.1</b>	<b>105.0</b>	<b>64.7</b>	<b>48.0</b>	<b>63.0</b>	<b>321.1</b>	<b>175.7</b>	<b>496.8</b>
<b>Other Educational Support (1 FTE = 36.25 hours/week)</b>										
Other	1.0	-	-	49.0	39.0	17.0	48.6	50.0	104.6	154.6
<b>Subtotal</b>	<b>1.0</b>	<b>-</b>	<b>-</b>	<b>49.0</b>	<b>39.0</b>	<b>17.0</b>	<b>48.6</b>	<b>50.0</b>	<b>104.6</b>	<b>154.6</b>
<b>Total - Support Staff</b>	<b>1,120.1</b>	<b>890.7</b>	<b>1,754.3</b>	<b>1,866.9</b>	<b>885.1</b>	<b>533.7</b>	<b>1,385.6</b>	<b>5,632.0</b>	<b>2,804.4</b>	<b>8,436.4</b>





**Table 15. Number of High School Graduates, School Year 2024-2025\*****Anglophone High Schools**

<b>School District</b>	<b>School Number and Name</b>		<b>Total</b>
Anglophone East School District	1569	Bernice MacNaughton High School	190
	1702	Caledonia Regional High School	31
	1517	Harrison Trimble High School	324
	1539	Moncton High School	324
	1604	Petitcodiac Regional School	51
	1570	Riverview High School	240
	1610	Salisbury Regional School	69
	1411	Tantramar Regional High School	121
Anglophone North School District	4201	Bathurst High School	107
	0843	Blackville School	25
	4055	Bonar Law Memorial School	97
	3615	Dalhousie Regional High School	39
	1020	James M. Hill Memorial High School	146
	0811	Miramichi Valley High School	113
	0825	North & South Esk Regional High School	35
	3823	Sugarloaf Senior High School	71
Anglophone South School District	1945	Belleisle Regional High School	27
	2301	Campobello Island Consolidated School	8
	2111	Fundy Middle and High School	87
	2201	Grand Manan Community School	20
	1947	Hampton High School	135
	2060	Harbour View High School	178
	1941	Kennebecasis Valley High School	235
	1928	Rothsay High School	140
	2043	Saint John High School	260
	2047	Simonds High School	195
	2310	Sir James Dunn Academy	17
	2051	St. Malachy's Memorial High School	236
	2338	St. Stephen High School	105
	1818	Sussex Regional High School	141
Anglophone West School District	2412	Cambridge-Narrows Community School	11
	2803	Canterbury High School	12
	3018	Carleton North High School	97
	0910	Central New Brunswick Academy	25
	2413	Chipman Forest Avenue School	31
	2635	Fredericton High School	516
	2909	Hartland Community School	31
	2705	Harvey High School	35
	5001	John Caldwell School	45
	2640	Leo Hayes High School	363
	2704	McAdam High School	12
	2407	Minto Memorial High School	33
	2801	Nackawic Senior High School	47
	2513	Oromocto High School	225
	5401	Saint Mary's Academy	23
	3106	Southern Victoria High School	49
0906	Stanley Consolidated School	12	

**Table 15. Number of High School Graduates, School Year 2024-2025\*  
(continued)**

**Anglophone High Schools**

<b>School District</b>	<b>School Number and Name</b>	<b>Total</b>
Anglophone West School District	3111 Tobique Valley High School	14
	2908 Woodstock High School	179
<b>Anglophone Schools</b>		<b>5,527</b>
<b>Francophone Schools</b>		<b>2,164</b>
<b>Province</b>		<b>7,691</b>

\* Includes students who graduated after first semester (February 2025), in June 2025 and subsequent to the 2025 summer session.

**Table 15. Number of High School Graduates, School Year 2024-2025\*  
(continued)**

**Francophone High Schools**

<b>School District</b>	<b>School Number and Name</b>		<b>Total</b>
District scolaire francophone Nord-Est	3516	Aux quatre vents	52
	0761	Centre scolaire communautaire La fontaine	38
	0601	École Marie-Esther	102
	4156	École secondaire Népisiguit	176
	0539	Polyvalente Louis-Mailloux	83
	3722	Polyvalente Roland-Pépin	57
	0760	Polyvalente W.-Arthur-Losier	143
District scolaire francophone Nord-Ouest	3325	Cité des Jeunes A.-M.-Sormany	235
	3215	École Grande-Rivière	22
	0109	École Marie-Gaétane	22
	0118	Polyvalente A.-J.-Savoie	34
	3217	Polyvalente Thomas-Albert	81
District scolaire francophone Sud	5201	Centre scolaire Samuel-de-Champlain	39
	5301	École Carrefour Beausoleil	14
	1226	École Clément-Cormier	105
	1360	École L'Odysée	290
	1355	École Mathieu-Martin	354
	3954	École Mgr-Marcel-François-Richard	39
	3905	École Régionale de Baie-Sainte-Anne	3
	5137	École Sainte-Anne	113
	3924	Étoile de l'Acadie	17
	1331	Polyvalente Louis-J.-Robichaud	145
	<b>Anglophone Schools</b>	<b>5,527</b>	
	<b>Francophone Schools</b>	<b>2,164</b>	
	<b>Province</b>	<b>7,691</b>	

\* Includes students who graduated after first semester (February 2025), in June 2025 and subsequent to the 2025 summer session.



# Selected Comparisons

Table 7. Enrollment numbers under Florida's Choice, Page 14 of 14, as of September 2002

Year	2000	2001	2002
Enrollment	1,178	1,178	1,178
...	...	...	...

Table 8. Enrollment by School District, Age and Grade, September 20, 2002

School District	Enrollment
...	...

13	14	15	16	17	18
3,290	3,387	3,417	3,484	2,793	94
51.6	51.8	51.9	51.3	51.3	65
3,182	3,231	2,656	48.7	48.7	5
48.2	48.1	48.7	1,497	1,466	1,210
52.1	50.0	51.2	1,379	1,468	1,153
47.9	50.0	48.8	4,914	4,950	4,003
51.9	51.3	51.2	4,561	4,699	3,803
48.7	48.1	48.7	48.7	48.7	48

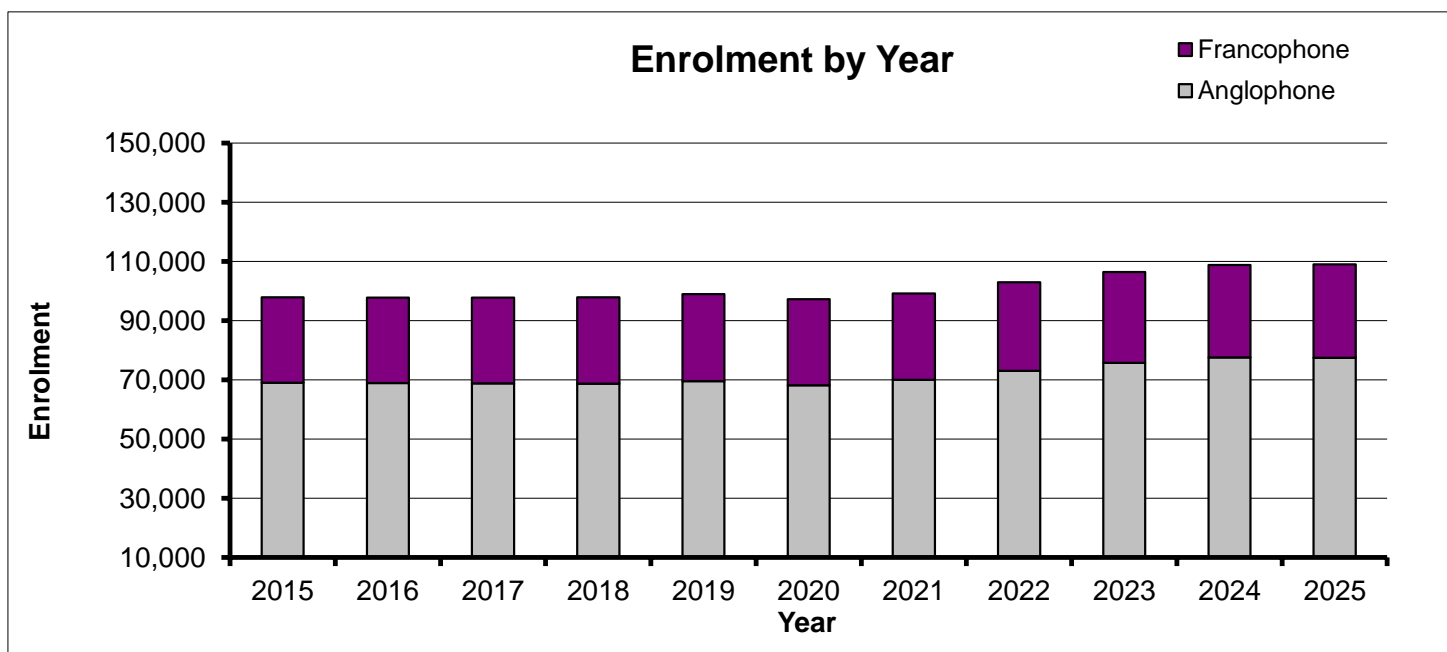


**Table 16. Number of Schools by District and Year, September 30, 2013 to October 1<sup>st</sup>, 2025**

<b>School District</b>	<b>Sept. 2013</b>	<b>Sept. 2014</b>	<b>Sept. 2015</b>	<b>Sept. 2016</b>	<b>Sept. 2017</b>	<b>Sept. 2018</b>	<b>Sept. 2019</b>	<b>Sept. 2020</b>	<b>Sept. 2021</b>	<b>Oct. 2022</b>	<b>Oct. 2023</b>	<b>Oct. 2024</b>	<b>Oct. 2025</b>
<b>Anglophone Districts</b>													
Anglophone East School District	37	37	37	37	37	37	38	38	38	38	38	38	38
Anglophone North School District	34	34	33	32	30	30	29	29	29	29	29	29	29
Anglophone South School District	74	74	72	72	70	70	70	69	69	69	69	69	69
Anglophone West School District	75	75	70	69	69	69	69	69	69	70	69	70	70
<b>Francophone Districts</b>													
District scolaire francophone Nord-Est	38	38	38	37	35	34	34	34	34	34	34	34	33
District scolaire francophone Nord-Ouest	19	19	19	19	19	19	18	18	18	18	18	18	18
District scolaire francophone Sud	36	37	38	36	36	37	37	37	37	37	38	38	38
<b>Anglophone</b>	<b>220</b>	<b>220</b>	<b>212</b>	<b>210</b>	<b>206</b>	<b>206</b>	<b>206</b>	<b>205</b>	<b>205</b>	<b>206</b>	<b>205</b>	<b>206</b>	<b>206</b>
<b>Francophone</b>	<b>93</b>	<b>94</b>	<b>95</b>	<b>92</b>	<b>90</b>	<b>90</b>	<b>89</b>	<b>89</b>	<b>89</b>	<b>89</b>	<b>90</b>	<b>90</b>	<b>89</b>
<b>Province</b>	<b>313</b>	<b>314</b>	<b>307</b>	<b>302</b>	<b>296</b>	<b>296</b>	<b>295</b>	<b>294</b>	<b>294</b>	<b>295</b>	<b>295</b>	<b>296</b>	<b>295</b>

**Table 17. Enrolment by School District and Year, September 30, 2015 to October 1<sup>st</sup>, 2025**

School District	Sept. 2015	Sept. 2016	Sept. 2017	Sept. 2018	Sept. 2019	Sept. 2020	Sept. 2021	Oct. 2022	Oct. 2023	Oct. 2024	Oct. 2025
<b>Anglophone Districts</b>											
Anglophone East School District	15,477	15,624	15,661	15,924	16,401	16,153	16,766	17,977	19,254	20,236	20,456
Anglophone North School District	7,644	7,428	7,317	7,266	7,208	7,014	7,306	7,722	7,912	8,154	8,112
Anglophone South School District	23,052	22,969	23,070	22,903	23,163	22,519	22,998	23,661	24,222	24,466	24,291
Anglophone West School District	22,876	22,901	22,749	22,663	22,835	22,442	22,915	23,708	24,348	24,713	24,599
<b>Francophone Districts</b>											
District scolaire francophone Nord-Est	9,734	9,520	9,343	9,126	9,031	8,765	8,725	8,707	8,753	8,635	8,492
District scolaire francophone Nord-Ouest	5,415	5,335	5,303	5,218	5,145	5,044	5,002	5,054	5,030	5,099	5,120
District scolaire francophone Sud	13,714	14,065	14,312	14,795	15,182	15,326	15,535	16,105	16,962	17,560	17,951
<b>Anglophone</b>	<b>69,049</b>	<b>68,922</b>	<b>68,797</b>	<b>68,756</b>	<b>69,607</b>	<b>68,128</b>	<b>69,985</b>	<b>73,068</b>	<b>75,736</b>	<b>77,569</b>	<b>77,458</b>
<b>Francophone</b>	<b>28,863</b>	<b>28,920</b>	<b>28,958</b>	<b>29,139</b>	<b>29,358</b>	<b>29,135</b>	<b>29,262</b>	<b>29,866</b>	<b>30,745</b>	<b>31,294</b>	<b>31,563</b>
<b>Province</b>	<b>97,912</b>	<b>97,842</b>	<b>97,755</b>	<b>97,895</b>	<b>98,965</b>	<b>97,263</b>	<b>99,247</b>	<b>102,934</b>	<b>106,481</b>	<b>108,863</b>	<b>109,021</b>



**Table 17a. Enrolment in French Immersion by School District and Year, September 30, 2015 to October 1<sup>st</sup>, 2025**

School District	Sept. 2015	Sept. 2016	Sept. 2017	Sept. 2018	Sept. 2019	Sept. 2020	Sept. 2021	Oct. 2022	Oct. 2023	Oct. 2024	Oct. 2025
<b>Anglophone Districts</b>											
Anglophone East School District	5,769	5,825	6,737	7,638	7,744	7,770	7,763	7,792	7,848	7,975	8,018
Anglophone North School District	1,794	1,727	2,009	2,280	2,224	2,180	2,124	2,133	2,094	1,995	1,922
Anglophone South School District	6,249	6,423	7,156	7,722	7,701	7,613	7,397	7,303	7,262	7,072	6,906
Anglophone West School District	5,898	6,044	6,847	7,675	7,698	7,597	7,506	7,243	7,103	6,924	6,842
<b>Total</b>	<b>19,710</b>	<b>20,019</b>	<b>22,749</b>	<b>25,315</b>	<b>25,367</b>	<b>25,160</b>	<b>24,790</b>	<b>24,471</b>	<b>24,307</b>	<b>23,966</b>	<b>23,688</b>

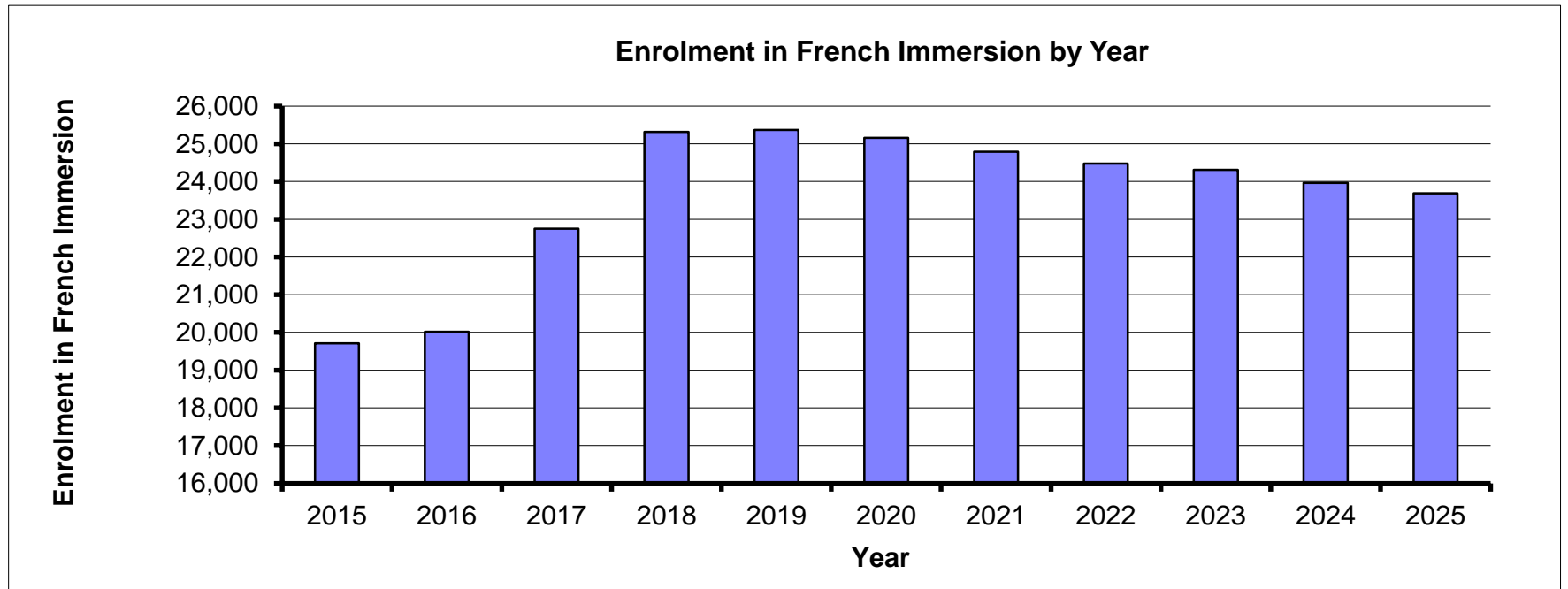


Table 18. Enrolment by Grade and Year, September 30, 2007 to October 1<sup>st</sup>, 2025

Grade	Sept. 2007	Sept. 2008	Sept. 2009	Sept. 2010	Sept. 2011	Sept. 2012	Sept. 2013	Sept. 2014	Sept. 2015	Sept. 2016	Sept. 2017	Sept. 2018	Sept. 2019	Sept. 2020	Sept. 2021	Oct. 2022	Oct. 2023	Oct. 2024	Oct. 2025
Kindergarten	7,138	7,208	6,997	7,073	7,187	7,352	7,449	7,284	7,122	7,069	7,007	7,016	7,316	6,613	6,829	7,046	7,027	7,110	6,905
01	7,307	7,243	7,326	7,116	7,096	7,272	7,347	7,512	7,301	7,295	7,163	7,138	7,169	7,314	6,915	7,290	7,497	7,450	7,301
02	7,512	7,253	7,214	7,262	7,058	6,985	7,216	7,306	7,522	7,345	7,363	7,257	7,275	7,131	7,551	7,302	7,727	7,838	7,662
03	7,576	7,533	7,269	7,253	7,279	7,040	6,970	7,242	7,279	7,621	7,433	7,449	7,362	7,214	7,346	7,899	7,731	8,043	7,985
04	7,882	7,635	7,543	7,293	7,274	7,289	7,071	6,986	7,217	7,356	7,683	7,475	7,552	7,343	7,425	7,673	8,284	8,054	8,204
05	7,994	7,934	7,705	7,607	7,318	7,275	7,250	7,065	6,987	7,295	7,443	7,750	7,602	7,486	7,528	7,858	8,029	8,548	8,225
06	8,153	8,089	7,997	7,814	7,657	7,345	7,328	7,317	7,126	7,107	7,382	7,556	7,874	7,581	7,711	7,843	8,251	8,366	8,696
07	8,639	8,269	8,104	8,043	7,857	7,694	7,399	7,345	7,296	7,157	7,184	7,460	7,670	7,815	7,776	8,004	8,168	8,517	8,497
08	8,946	8,624	8,278	8,153	8,036	7,852	7,670	7,400	7,336	7,380	7,224	7,262	7,538	7,661	7,988	8,083	8,322	8,420	8,647
09	9,774	9,558	9,263	8,824	8,576	8,518	8,265	7,990	7,712	7,641	7,648	7,549	7,618	7,668	8,168	8,642	8,749	8,918	8,850
10	9,787	9,546	9,423	9,100	8,729	8,483	8,434	8,179	7,990	7,816	7,811	7,877	7,775	7,595	7,897	8,463	8,968	9,130	9,149
11	10,012	9,951	9,711	9,525	9,319	8,967	8,733	8,702	8,442	8,197	8,083	8,008	8,125	7,674	8,101	8,543	9,000	9,294	9,248
12	9,387	9,395	9,391	9,159	9,000	8,832	8,614	8,463	8,456	8,467	8,215	8,020	7,986	8,053	7,930	8,202	8,633	9,091	9,568
Previous Graduates	181	169	173	199	193	175	175	115	126	96	116	78	103	115	82	86	95	84	84
<b>Total K-6</b>	<b>53,562</b>	<b>52,895</b>	<b>52,051</b>	<b>51,418</b>	<b>50,869</b>	<b>50,558</b>	<b>50,631</b>	<b>50,712</b>	<b>50,554</b>	<b>51,088</b>	<b>51,474</b>	<b>51,641</b>	<b>52,150</b>	<b>50,682</b>	<b>51,305</b>	<b>52,911</b>	<b>54,546</b>	<b>55,409</b>	<b>54,978</b>
<b>Total 7-9</b>	<b>27,359</b>	<b>26,451</b>	<b>25,645</b>	<b>25,020</b>	<b>24,469</b>	<b>24,064</b>	<b>23,334</b>	<b>22,735</b>	<b>22,344</b>	<b>22,178</b>	<b>22,056</b>	<b>22,271</b>	<b>22,826</b>	<b>23,144</b>	<b>23,932</b>	<b>24,729</b>	<b>25,239</b>	<b>25,855</b>	<b>25,994</b>
<b>Total 10-12 (incl. PG)</b>	<b>29,367</b>	<b>29,061</b>	<b>28,698</b>	<b>27,983</b>	<b>27,241</b>	<b>26,457</b>	<b>25,956</b>	<b>25,459</b>	<b>25,014</b>	<b>24,576</b>	<b>24,225</b>	<b>23,983</b>	<b>23,989</b>	<b>23,437</b>	<b>24,010</b>	<b>25,294</b>	<b>26,696</b>	<b>27,599</b>	<b>28,049</b>
<b>Total Enrolment</b>	<b>110,288</b>	<b>108,407</b>	<b>106,394</b>	<b>104,421</b>	<b>102,579</b>	<b>101,079</b>	<b>99,921</b>	<b>98,906</b>	<b>97,912</b>	<b>97,842</b>	<b>97,755</b>	<b>97,895</b>	<b>98,965</b>	<b>97,263</b>	<b>99,247</b>	<b>102,934</b>	<b>106,481</b>	<b>108,863</b>	<b>109,021</b>

**Table 18. Enrolment by Grade and Year, September 30, 2007 to October 1<sup>st</sup>, 2025 (continued)**

**Anglophone School Districts**

<b>Grade</b>	<b>Sept. 2007</b>	<b>Sept. 2008</b>	<b>Sept. 2009</b>	<b>Sept. 2010</b>	<b>Sept. 2011</b>	<b>Sept. 2012</b>	<b>Sept. 2013</b>	<b>Sept. 2014</b>	<b>Sept. 2015</b>	<b>Sept. 2016</b>	<b>Sept. 2017</b>	<b>Sept. 2018</b>	<b>Sept. 2019</b>	<b>Sept. 2020</b>	<b>Sept. 2021</b>	<b>Oct. 2022</b>	<b>Oct. 2023</b>	<b>Oct. 2024</b>	<b>Oct. 2025</b>
Kindergarten	4,966	4,984	4,892	4,918	4,938	5,111	5,048	5,027	4,868	4,820	4,771	4,795	5,061	4,534	4,702	4,878	4,853	4,958	4,768
01	5,066	4,976	5,029	4,935	4,897	4,958	5,066	5,063	4,999	4,996	4,895	4,858	4,926	5,060	4,798	5,072	5,216	5,130	5,076
02	5,292	5,084	5,001	5,017	4,935	4,858	4,913	5,055	5,088	5,042	5,064	4,991	4,994	4,871	5,254	5,109	5,393	5,467	5,265
03	5,321	5,293	5,097	5,038	5,043	4,940	4,869	4,947	5,048	5,183	5,119	5,137	5,077	4,938	5,062	5,539	5,410	5,637	5,552
04	5,585	5,387	5,291	5,127	5,072	5,056	4,975	4,866	4,933	5,109	5,247	5,149	5,222	5,049	5,150	5,342	5,849	5,673	5,766
05	5,717	5,630	5,442	5,353	5,147	5,087	5,022	4,969	4,860	5,008	5,187	5,295	5,261	5,163	5,213	5,508	5,621	6,036	5,804
06	5,980	5,802	5,697	5,552	5,409	5,185	5,136	5,102	5,046	4,987	5,093	5,286	5,394	5,255	5,382	5,504	5,812	5,877	6,144
07	6,117	6,071	5,825	5,745	5,611	5,460	5,230	5,150	5,083	5,060	5,055	5,162	5,393	5,367	5,444	5,643	5,762	6,007	5,980
08	6,431	6,129	6,072	5,854	5,727	5,607	5,459	5,248	5,140	5,157	5,138	5,124	5,247	5,388	5,525	5,742	5,900	5,969	6,111
09	7,091	6,951	6,640	6,577	6,284	6,246	6,042	5,817	5,576	5,470	5,459	5,474	5,504	5,412	5,905	6,176	6,352	6,464	6,402
10	6,984	6,978	6,869	6,536	6,492	6,173	6,163	5,963	5,845	5,696	5,633	5,684	5,676	5,489	5,638	6,226	6,494	6,742	6,695
11	7,091	7,136	7,132	6,998	6,803	6,719	6,414	6,434	6,198	6,071	5,981	5,864	5,968	5,616	6,003	6,255	6,731	6,787	6,833
12	6,776	6,737	6,864	6,761	6,594	6,404	6,449	6,233	6,258	6,237	6,064	5,873	5,794	5,899	5,846	6,009	6,265	6,763	7,009
Previous Graduates	146	130	123	168	172	151	149	98	107	86	91	64	90	87	63	65	78	59	53
<b>Total K-6</b>	<b>37,927</b>	<b>37,156</b>	<b>36,449</b>	<b>35,940</b>	<b>35,441</b>	<b>35,195</b>	<b>35,029</b>	<b>35,029</b>	<b>34,842</b>	<b>35,145</b>	<b>35,376</b>	<b>35,511</b>	<b>35,935</b>	<b>34,870</b>	<b>35,561</b>	<b>36,952</b>	<b>38,154</b>	<b>38,778</b>	<b>38,375</b>
<b>Total 7-9</b>	<b>19,639</b>	<b>19,151</b>	<b>18,537</b>	<b>18,176</b>	<b>17,622</b>	<b>17,313</b>	<b>16,731</b>	<b>16,215</b>	<b>15,799</b>	<b>15,687</b>	<b>15,652</b>	<b>15,760</b>	<b>16,144</b>	<b>16,167</b>	<b>16,874</b>	<b>17,561</b>	<b>18,014</b>	<b>18,440</b>	<b>18,493</b>
<b>Total 10-12 (incl. PG)</b>	<b>20,997</b>	<b>20,981</b>	<b>20,988</b>	<b>20,463</b>	<b>20,061</b>	<b>19,447</b>	<b>19,175</b>	<b>18,728</b>	<b>18,408</b>	<b>18,090</b>	<b>17,769</b>	<b>17,485</b>	<b>17,528</b>	<b>17,091</b>	<b>17,550</b>	<b>18,555</b>	<b>19,568</b>	<b>20,351</b>	<b>20,590</b>
<b>Total Enrolment</b>	<b>78,563</b>	<b>77,288</b>	<b>75,974</b>	<b>74,579</b>	<b>73,124</b>	<b>71,955</b>	<b>70,935</b>	<b>69,972</b>	<b>69,049</b>	<b>68,922</b>	<b>68,797</b>	<b>68,756</b>	<b>69,607</b>	<b>68,128</b>	<b>69,985</b>	<b>73,068</b>	<b>75,736</b>	<b>77,569</b>	<b>77,458</b>

**Table 18. Enrolment by Grade and Year, September 30, 2007 to October 1<sup>st</sup>, 2025 (continued)**  
**Francophone School Districts**

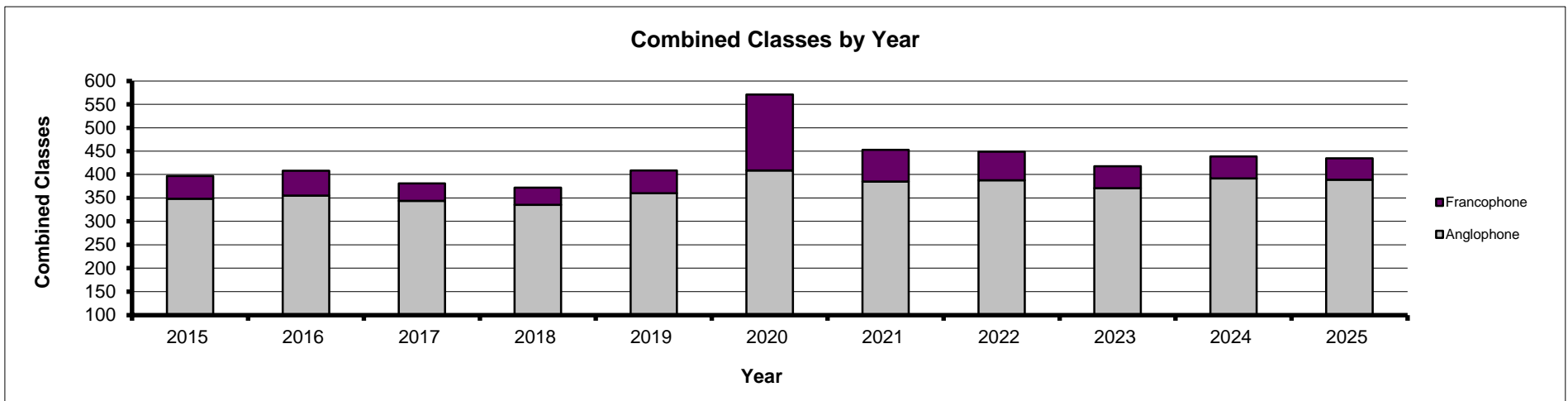
<b>Grade</b>	<b>Sept. 2007</b>	<b>Sept. 2008</b>	<b>Sept. 2009</b>	<b>Sept. 2010</b>	<b>Sept. 2011</b>	<b>Sept. 2012</b>	<b>Sept. 2013</b>	<b>Sept. 2014</b>	<b>Sept. 2015</b>	<b>Sept. 2016</b>	<b>Sept. 2017</b>	<b>Sept. 2018</b>	<b>Sept. 2019</b>	<b>Sept. 2020</b>	<b>Sept. 2021</b>	<b>Oct. 2022</b>	<b>Oct. 2023</b>	<b>Oct. 2024</b>	<b>Oct. 2025</b>
Kindergarten	2,172	2,224	2,105	2,155	2,249	2,241	2,401	2,257	2,254	2,249	2,236	2,221	2,255	2,079	2,127	2,168	2,174	2,152	2,137
01	2,241	2,267	2,297	2,181	2,199	2,314	2,281	2,449	2,302	2,299	2,268	2,280	2,243	2,254	2,117	2,218	2,281	2,320	2,225
02	2,220	2,169	2,213	2,245	2,123	2,127	2,303	2,251	2,434	2,303	2,299	2,266	2,281	2,260	2,297	2,193	2,334	2,371	2,397
03	2,255	2,240	2,172	2,215	2,236	2,100	2,101	2,295	2,231	2,438	2,314	2,312	2,285	2,276	2,284	2,360	2,321	2,406	2,433
04	2,297	2,248	2,252	2,166	2,202	2,233	2,096	2,120	2,284	2,247	2,436	2,326	2,330	2,294	2,275	2,331	2,435	2,381	2,438
05	2,277	2,304	2,263	2,254	2,171	2,188	2,228	2,096	2,127	2,287	2,256	2,455	2,341	2,323	2,315	2,350	2,408	2,512	2,421
06	2,173	2,287	2,300	2,262	2,248	2,160	2,192	2,215	2,080	2,120	2,289	2,270	2,480	2,326	2,329	2,339	2,439	2,489	2,552
07	2,522	2,198	2,279	2,298	2,246	2,234	2,169	2,195	2,213	2,097	2,129	2,298	2,277	2,448	2,332	2,361	2,406	2,510	2,517
08	2,515	2,495	2,206	2,299	2,309	2,245	2,211	2,152	2,196	2,223	2,086	2,138	2,291	2,273	2,463	2,341	2,422	2,451	2,536
09	2,683	2,607	2,623	2,247	2,292	2,272	2,223	2,173	2,136	2,171	2,189	2,075	2,114	2,256	2,263	2,466	2,397	2,454	2,448
10	2,803	2,568	2,554	2,564	2,237	2,310	2,271	2,216	2,145	2,120	2,178	2,193	2,099	2,106	2,259	2,237	2,474	2,388	2,454
11	2,921	2,815	2,579	2,527	2,516	2,248	2,319	2,268	2,244	2,126	2,102	2,144	2,157	2,058	2,098	2,288	2,269	2,507	2,415
12	2,611	2,658	2,527	2,398	2,406	2,428	2,165	2,230	2,198	2,230	2,151	2,147	2,192	2,154	2,084	2,193	2,368	2,328	2,559
Previous Graduates	35	39	50	31	21	24	26	17	19	10	25	14	13	28	19	21	17	25	31
<b>Total K-6</b>	<b>15,635</b>	<b>15,739</b>	<b>15,602</b>	<b>15,478</b>	<b>15,428</b>	<b>15,363</b>	<b>15,602</b>	<b>15,683</b>	<b>15,712</b>	<b>15,943</b>	<b>16,098</b>	<b>16,130</b>	<b>16,215</b>	<b>15,812</b>	<b>15,744</b>	<b>15,959</b>	<b>16,392</b>	<b>16,631</b>	<b>16,603</b>
<b>Total 7-9</b>	<b>7,720</b>	<b>7,300</b>	<b>7,108</b>	<b>6,844</b>	<b>6,847</b>	<b>6,751</b>	<b>6,603</b>	<b>6,520</b>	<b>6,545</b>	<b>6,491</b>	<b>6,404</b>	<b>6,511</b>	<b>6,682</b>	<b>6,977</b>	<b>7,058</b>	<b>7,168</b>	<b>7,225</b>	<b>7,415</b>	<b>7,501</b>
<b>Total 10-12 (incl. PG)</b>	<b>8,370</b>	<b>8,080</b>	<b>7,710</b>	<b>7,520</b>	<b>7,180</b>	<b>7,010</b>	<b>6,781</b>	<b>6,731</b>	<b>6,606</b>	<b>6,486</b>	<b>6,456</b>	<b>6,498</b>	<b>6,461</b>	<b>6,346</b>	<b>6,460</b>	<b>6,739</b>	<b>7,128</b>	<b>7,248</b>	<b>7,459</b>
<b>Total Enrolment</b>	<b>31,725</b>	<b>31,119</b>	<b>30,420</b>	<b>29,842</b>	<b>29,455</b>	<b>29,124</b>	<b>28,986</b>	<b>28,934</b>	<b>28,863</b>	<b>28,920</b>	<b>28,958</b>	<b>29,139</b>	<b>29,358</b>	<b>29,135</b>	<b>29,262</b>	<b>29,866</b>	<b>30,745</b>	<b>31,294</b>	<b>31,563</b>

**Table 18a. Enrolment in French Immersion by Grade and Year, September 30, 2011 to October 1<sup>st</sup>, 2025**

<b>Grade</b>	<b>Sept. 2011</b>	<b>Sept. 2012</b>	<b>Sept. 2013</b>	<b>Sept. 2014</b>	<b>Sept. 2015</b>	<b>Sept. 2016</b>	<b>Sept. 2017</b>	<b>Sept. 2018</b>	<b>Sept. 2019</b>	<b>Sept. 2020</b>	<b>Sept. 2021</b>	<b>Oct. 2022</b>	<b>Oct. 2023</b>	<b>Oct. 2024</b>	<b>Oct. 2025</b>
Kindergarten	-	-	-	-	-	-	-	-	-	-	-	-	-	-	-
01	-	-	-	-	-	-	1,943	2,125	2,184	2,170	2,071	1,980	2,032	1,995	2,009
02	-	-	-	-	-	-	-	1,860	2,036	2,028	2,059	1,946	1,935	1,930	1,932
03	1,738	1,804	1,938	1,972	2,120	2,227	2,281	2,272	1,776	1,918	1,898	1,953	1,811	1,836	1,803
04	1,464	1,617	1,683	1,836	1,867	1,985	2,109	2,148	2,147	1,695	1,833	1,828	1,870	1,732	1,745
05	1,267	1,407	1,550	1,617	1,765	1,804	1,918	2,022	2,064	2,013	1,637	1,794	1,778	1,794	1,684
06	2,272	2,314	2,304	2,404	2,371	2,424	2,583	2,688	2,693	2,607	2,490	2,269	2,409	2,380	2,421
07	2,202	2,167	2,202	2,197	2,286	2,270	2,367	2,466	2,574	2,540	2,512	2,359	2,197	2,334	2,275
08	2,174	2,125	2,093	2,148	2,131	2,226	2,193	2,271	2,366	2,472	2,459	2,428	2,257	2,136	2,240
09	1,937	2,020	2,005	1,982	2,040	2,030	2,114	2,077	2,134	2,216	2,278	2,227	2,191	2,044	1,922
10	1,763	1,764	1,832	1,835	1,850	1,918	1,896	1,973	1,916	1,974	1,992	2,066	2,085	1,939	1,894
11	1,602	1,576	1,553	1,724	1,679	1,642	1,792	1,764	1,853	1,790	1,840	1,866	1,935	1,992	1,844
12	1,261	1,317	1,338	1,349	1,601	1,493	1,553	1,649	1,624	1,737	1,721	1,755	1,807	1,854	1,919
<b>Total K-5</b>	<b>4,469</b>	<b>4,828</b>	<b>5,171</b>	<b>5,425</b>	<b>5,752</b>	<b>6,016</b>	<b>8,251</b>	<b>10,427</b>	<b>10,207</b>	<b>9,824</b>	<b>9,498</b>	<b>9,501</b>	<b>9,426</b>	<b>9,287</b>	<b>9,173</b>
<b>Total 6-8</b>	<b>6,648</b>	<b>6,606</b>	<b>6,599</b>	<b>6,749</b>	<b>6,788</b>	<b>6,920</b>	<b>7,143</b>	<b>7,425</b>	<b>7,633</b>	<b>7,619</b>	<b>7,461</b>	<b>7,056</b>	<b>6,863</b>	<b>6,850</b>	<b>6,936</b>
<b>Total 9-12</b>	<b>6,563</b>	<b>6,677</b>	<b>6,728</b>	<b>6,890</b>	<b>7,170</b>	<b>7,083</b>	<b>7,355</b>	<b>7,463</b>	<b>7,527</b>	<b>7,717</b>	<b>7,831</b>	<b>7,914</b>	<b>8,018</b>	<b>7,829</b>	<b>7,579</b>
<b>Total Enrolment</b>	<b>17,680</b>	<b>18,111</b>	<b>18,498</b>	<b>19,064</b>	<b>19,710</b>	<b>20,019</b>	<b>22,749</b>	<b>25,315</b>	<b>25,367</b>	<b>25,160</b>	<b>24,790</b>	<b>24,471</b>	<b>24,307</b>	<b>23,966</b>	<b>23,688</b>

Table 19. Combined Classes by School District and Year, September 30, 2015 to October 1<sup>st</sup>, 2025

School District	Sept. 2015	Sept. 2016	Sept. 2017	Sept. 2018	Sept. 2019	Sept. 2020	Sept. 2021	Oct. 2022	Oct. 2023	Oct. 2024	Oct. 2025
<b>Anglophone Districts</b>											
Anglophone East School District	71	75	85	80	73	97	90	99	90	106	106
Anglophone North School District	43	51	54	55	64	69	66	80	68	61	62
Anglophone South School District	110	115	103	96	104	120	112	100	121	126	123
Anglophone West School District	124	114	102	104	119	123	117	109	92	99	98
<b>Francophone Districts</b>											
District scolaire francophone Nord-Est	19	18	12	11	20	48	29	30	20	20	21
District scolaire francophone Nord-Ouest	6	10	7	10	10	63	18	11	10	7	8
District scolaire francophone Sud	24	25	18	16	19	51	21	20	17	20	17
<b>Anglophone</b>	<b>348</b>	<b>355</b>	<b>344</b>	<b>335</b>	<b>360</b>	<b>409</b>	<b>385</b>	<b>388</b>	<b>371</b>	<b>392</b>	<b>389</b>
<b>Francophone</b>	<b>49</b>	<b>53</b>	<b>37</b>	<b>37</b>	<b>49</b>	<b>162</b>	<b>68</b>	<b>61</b>	<b>47</b>	<b>47</b>	<b>46</b>
<b>Province</b>	<b>397</b>	<b>408</b>	<b>381</b>	<b>372</b>	<b>409</b>	<b>571</b>	<b>453</b>	<b>449</b>	<b>418</b>	<b>439</b>	<b>435</b>



**Table 20. Educators and Pupil/Educator Ratio by School District and Year, September 30, 2018 to October 1<sup>st</sup>, 2025**

School District	Educators (in full-time equivalence)								Pupil Educator Ratio							
	2018	2019	2020	2021	2022	2023	2024	2025	2018	2019	2020	2021	2022	2023	2024	2025
<b>Anglophone Districts</b>																
Anglophone East School District	1,211.9	1,242.2	1,269.2	1,261.3	1,358.4	1,502.3	1,536.6	1,548.4	13.1	13.2	12.7	13.3	13.2	12.8	13.2	13.2
Anglophone North School District	674.8	666.5	681.3	701.3	718.0	753.3	764.6	779.1	10.8	10.8	10.3	10.4	10.8	10.5	10.7	10.4
Anglophone South School District	1,763.5	1,773.3	1,792.0	1,747.7	1,796.1	1,862.4	1,956.0	1,974.0	13.0	13.1	12.6	13.2	13.2	13.0	12.5	12.3
Anglophone West School District	1,763.2	1,767.5	1,802.2	1,777.5	1,839.0	1,925.7	2,014.5	2,021.3	12.9	12.9	12.5	12.9	12.9	12.6	12.3	12.2
<b>Francophone Districts</b>																
District scolaire francophone Nord-Est	773.0	746.2	750.8	723.9	728.2	726.8	751.3	742.2	11.8	12.1	11.7	12.1	12.0	12.0	11.5	11.4
District scolaire francophone Nord-Ouest	430.1	425.2	437.4	428.0	425.5	428.3	452.4	466.1	12.1	12.1	11.5	11.7	11.9	11.7	11.3	11.0
District scolaire francophone Sud	1,113.8	1,167.9	1,228.3	1,188.4	1,252.8	1,300.8	1,315.7	1,437.5	13.3	13.0	12.5	13.1	12.9	13.0	13.3	12.5
<b>Anglophone</b>	<b>5,413.3</b>	<b>5,449.5</b>	<b>5,544.7</b>	<b>5,487.7</b>	<b>5,711.5</b>	<b>6,043.7</b>	<b>6,271.7</b>	<b>6,322.8</b>	<b>12.7</b>	<b>12.8</b>	<b>12.3</b>	<b>12.8</b>	<b>12.8</b>	<b>12.5</b>	<b>12.4</b>	<b>12.3</b>
<b>Francophone</b>	<b>2,316.9</b>	<b>2,339.2</b>	<b>2,416.5</b>	<b>2,340.3</b>	<b>2,406.5</b>	<b>2,455.8</b>	<b>2,519.3</b>	<b>2,645.7</b>	<b>12.6</b>	<b>12.6</b>	<b>12.1</b>	<b>12.5</b>	<b>12.4</b>	<b>12.5</b>	<b>12.4</b>	<b>11.9</b>
<b>Province</b>	<b>7,730.2</b>	<b>7,788.7</b>	<b>7,961.1</b>	<b>7,828.0</b>	<b>8,117.9</b>	<b>8,499.6</b>	<b>8,791.0</b>	<b>8,968.5</b>	<b>12.7</b>	<b>12.7</b>	<b>12.2</b>	<b>12.7</b>	<b>12.7</b>	<b>12.5</b>	<b>12.4</b>	<b>12.2</b>







**Table 21. Enrolment and School Level Educators, October 1<sup>st</sup>, 2025**

School	Grade	Pupil	School Level
District School Number and Name	Levels	Enrolment	Educators
<b>Anglophone East School District</b>			
1572 Arnold H. McLeod School	K, 01 - 05	412	32.2
1503 Beaverbrook School	K, 01 - 08	304	26.6
1569 Bernice MacNaughton High School	09 - 12	1,117	71.8
1504 Bessborough School	K, 01 - 05	415	33.2
1505 Birchmount School	K, 01 - 08	604	44.4
1702 Caledonia Regional High School	06 - 12	264	23.5
1567 Claude D. Taylor School	K, 01 - 05	246	20.7
1401 Dorchester Consolidated School	K, 01 - 08	92	11.5
1573 Edith Cavell School	K, 01 - 05	357	31.6
1576 Evergreen Park School	K, 01 - 05	628	46.1
1514 Forest Glen School	K, 01 - 04	428	36.1
1550 Frank L. Bowser School	K, 01 - 05	334	25.9
1517 Harrison Trimble High School	09 - 12	1,653	100.2
1602 Havelock School	K, 01 - 05	61	8.0
1703 Hillsborough Elementary School	K, 01 - 05	142	13.7
1571 Lewisville Middle School	06 - 08	702	48.0
1574 Lou MacNarin School	K, 01 - 05	811	62.7
1528 Magnetic Hill School	K, 01 - 08	444	33.0
1579 Maplehurst Middle School	05 - 08	800	47.0
1402 Marshview Middle School	05 - 08	340	24.0
1539 Moncton High School	09 - 12	1,623	101.6
1541 Mountain View School	K, 01 - 05	137	12.4
1577 Northrop Frye School	K, 01 - 04	756	54.6
1604 Petitcodiac Regional School	K, 01 - 12	708	55.1
1416 Port Elgin Regional School	K, 01 - 08	208	18.0
1547 Queen Elizabeth School	K, 01 - 08	455	36.5
1704 Riverside Consolidated School	K, 01 - 05	50	8.0
1578 Riverview East School	K, 01 - 05	476	36.1
1570 Riverview High School	09 - 12	1,236	78.2
1549 Riverview Middle School	06 - 08	804	52.5
1417 Salem Elementary School	K, 01 - 04	333	27.0
1607 Salisbury Elementary School	K, 01 - 04	309	24.4
1610 Salisbury Regional School	05 - 12	622	45.7
1553 Shediac Cape School	K, 01 - 08	601	43.9
1559 Sunny Brae Middle School	05 - 08	395	29.9
1411 Tantramar Regional High School	09 - 12	506	37.0
1580 Wabanaki School	06 - 08	759	49.5
1551 West Riverview School	K, 01 - 05	324	26.7
<b>Total - Anglophone East School District</b>		<b>20,456</b>	<b>1,477.2</b>

District based educators

56.2

**Table 21. Enrolment and School Level Educators, October 1<sup>st</sup>, 2025 (continued)**

School District	School Number and Name	Grade Levels	Pupil Enrolment	School Level Educators
<b>Anglophone North School District</b>				
4201	Bathurst High School	09 - 12	504	39.5
0843	Blackville School	K, 01 - 12	296	28.5
4055	Bonar Law Memorial School	09 - 12	507	41.0
3806	Campbellton Middle School	05 - 08	202	18.5
3615	Dalhousie Regional High School	06 - 12	312	27.0
1025	Dr. Losier Middle School	06 - 08	309	25.0
4056	Eleanor W. Graham Middle School	06 - 08	230	19.5
0858	Gretna Green School	K, 01 - 08	353	27.0
4010	Harcourt School	K, 01 - 05	16	3.5
3601	Jacquet River School	K, 01 - 08	71	10.9
1020	James M. Hill Memorial High School	09 - 12	667	56.5
4259	Janeville Elementary School	K, 01 - 05	36	4.0
1026	King Street Elementary School	K, 01 - 05	453	40.5
3613	L.E. Reinsborough School	K, 01 - 05	185	16.6
3803	Lord Beaverbrook School	K, 01 - 04	233	22.0
0860	Max Aitken Academy	K, 01 - 08	576	49.5
0839	Millerton Elementary & Junior High School	K, 01 - 08	80	9.5
1013	Miramichi Rural School	K, 01 - 08	66	10.2
0811	Miramichi Valley High School	09 - 12	677	56.5
1014	Napan Elementary School	K, 01 - 05	29	4.8
1017	Nelson Rural School	K, 01 - 08	279	26.0
0859	North & South Esk Elementary School	K, 01 - 06	146	17.5
0825	North & South Esk Regional High School	07 - 12	168	19.5
4260	Parkwood Heights Elementary School	K, 01 - 05	303	26.7
4017	Rexton Elementary School	K, 01 - 05	312	28.0
3823	Sugarloaf Senior High School	09 - 12	359	27.5
4207	Superior Middle School	06 - 08	337	25.0
0802	Tabusintac Community School	K, 01 - 08	96	12.5
4261	Terry Fox Elementary School	K, 01 - 05	310	28.4
<b>Total - Anglophone North School District</b>			<b>8,112</b>	<b>721.6</b>

District based educators

38.5

**Table 21. Enrolment and School Level Educators, October 1<sup>st</sup>, 2025 (continued)**

School	Grade	Pupil	School Level
District School Number and Name	Levels	Enrolment	Educators
<b>Anglophone South School District</b>			
1801 Apohaqui Elementary School	K, 01 - 05	113	10.8
2101 Back Bay Elementary School	K, 01 - 05	44	5.0
2003 Barnhill Memorial School	06 - 08	342	23.8
2066 Bayside Middle School	06 - 08	620	42.5
2004 Bayview School	K, 01 - 05	209	19.2
2005 Beaconsfield Middle School	06 - 08	313	22.7
1938 Belleisle Elementary School	K, 01 - 05	137	12.2
1945 Belleisle Regional High School	06 - 12	131	18.5
2103 Blacks Harbour School	K, 01 - 05	129	11.2
2301 Campobello Island Consolidated School	K, 01 - 12	113	14.0
2007 Centennial School	K, 01 - 05	268	26.2
2008 Champlain Heights School	K, 01 - 05	353	27.5
1948 Chris Saunders Memorial Elementary School	K, 01 - 05	286	22.8
2104 Deer Island Community School	K, 01 - 08	41	5.0
1940 Dr. A. T. Leatherbarrow Primary School	K, 01 - 02	218	18.1
1930 Fairvale Elementary School	K, 01 - 05	299	24.6
2013 Forest Hills School	K, 01 - 08	696	54.3
2111 Fundy Middle and High School	06 - 12	635	44.8
2074 Fundy Shores School	K, 01 - 05	73	7.8
2014 Glen Falls School	K, 01 - 05	131	14.6
2068 Grand Bay Primary School	K, 01 - 02	126	11.5
2201 Grand Manan Community School	K, 01 - 12	393	30.2
1944 Hammond River Valley Elementary School	K, 01 - 05	174	14.0
1939 Hampton Elementary School	03 - 05	249	17.8
1947 Hampton High School	09 - 12	656	43.8
1921 Hampton Middle School	06 - 08	379	26.0
2060 Harbour View High School	09 - 12	1,079	73.3
1929 Harry Miller Middle School	06 - 08	343	26.7
2020 Hazen-White-St. Francis School	K, 01 - 05	128	16.1
2016 Inglewood School	03 - 05	107	7.6
2070 Island View School	K, 01 - 05	351	28.2
1931 Kennebecasis Park Elementary School	K, 01 - 05	180	14.4
1941 Kennebecasis Valley High School	09 - 12	1,056	67.9
1943 Lakefield Elementary School	K, 01 - 05	354	28.2
2028 Lakewood Heights School	K, 01 - 05	248	19.5
2302 Lawrence Station Elementary School	K, 01 - 05	38	5.0
2030 Loch Lomond School	K, 01 - 05	277	23.3
2059 M. Gerald Teed Memorial School	K, 01 - 02	250	23.8
1925 Macdonald Consolidated School	K, 01 - 08	246	18.5
2065 Millidgeville North School	03 - 08	668	47.0
2339 Milltown Elementary School	K, 01 - 05	168	14.6
1811 Norton Elementary School	K, 01 - 05	87	8.0
2039 Prince Charles School	K, 01 - 08	177	20.3

**Table 21. Enrolment and School Level Educators, October 1<sup>st</sup>, 2025 (continued)**

School District	School Number and Name	Grade Levels	Pupil Enrolment	School Level Educators
<b>Anglophone South School District</b>				
2041	Princess Elizabeth School	K, 01 - 08	609	50.5
1932	Quispamsis Elementary School	K, 01 - 05	358	28.9
1946	Quispamsis Middle School	06 - 08	535	34.5
2072	River Valley Middle School	06 - 08	291	21.0
1927	Rothesay Elementary School	K, 01 - 05	454	34.4
1928	Rothesay High School	09 - 12	495	34.0
1942	Rothesay Park School	06 - 08	178	12.1
2043	Saint John High School	09 - 12	1,018	72.7
2057	Saint Rose School	K, 01 - 05	264	20.6
2075	Seaside Park Elementary School	K, 01 - 05	531	45.0
2047	Simonds High School	09 - 12	1,160	77.1
2310	Sir James Dunn Academy	06 - 12	172	15.5
2110	St. George Elementary School	K, 01 - 05	248	20.8
2067	St. John the Baptist/King Edward School	K, 01 - 08	275	28.2
2051	St. Malachy's Memorial High School	09 - 12	988	71.3
2052	St. Martins School	K, 01 - 05	72	7.6
2336	St. Stephen Elementary School	K, 01 - 05	445	33.3
2338	St. Stephen High School	09 - 12	563	39.0
2337	St. Stephen Middle School	06 - 08	366	27.0
1819	Sussex Corner Elementary School	K, 01 - 05	247	23.0
1817	Sussex Elementary School	K, 01 - 05	457	35.4
1820	Sussex Middle School	06 - 08	522	34.6
1818	Sussex Regional High School	09 - 12	757	51.4
2311	Vincent Massey Elementary School	K, 01 - 05	132	11.7
2062	Westfield School	K, 01 - 05	269	22.2
2206	White Head Elementary School	K, 01 - 04	0	0.0
<b>Total - Anglophone South School District</b>			<b>24,291</b>	<b>1,862.9</b>

District based educators

80.1

**Table 21. Enrolment and School Level Educators, October 1<sup>st</sup>, 2025 (continued)**

School	Grade	Pupil	School Level
District School Number and Name	Levels	Enrolment	Educators
<b>Anglophone West School District</b>			
3107 Andover Elementary School	K, 01 - 05	245	21.0
2506 Assiniboine Avenue Elementary School	K, 01 - 02	236	22.3
2602 Barkers Point Elementary School	K, 01 - 05	265	25.9
3001 Bath Community School	K, 01 - 08	118	13.8
2641 Bliss Carman Middle School	06 - 08	668	41.2
3004 Bristol Elementary School	K, 01 - 05	93	9.4
2501 Burton Elementary School	K, 01 - 02	38	5.0
2412 Cambridge-Narrows Community School	K, 01 - 12	228	23.2
2803 Canterbury High School	K, 01 - 12	136	15.6
3018 Carleton North High School	09 - 12	415	28.8
0910 Central New Brunswick Academy	06 - 12	225	17.9
3005 Centreville Community School	K, 01 - 08	202	20.8
2404 Chipman Elementary School	K, 01 - 05	136	12.4
2413 Chipman Forest Avenue School	06 - 12	175	15.9
2604 Connaught Street School	K, 01 - 05	349	31.0
2644 Cuffman Street Elementary	K, 01 - 05	384	37.6
2605 Devon Middle School	06 - 08	559	42.0
0901 Doaktown Elementary School	K, 01 - 05	68	8.2
3122 Donald Fraser Memorial School	K, 01 - 05	116	12.0
3009 Florenceville Elementary School	K, 01 - 05	202	19.6
3008 Florenceville Middle School	06 - 08	154	13.2
2608 Forest Hill Elementary School	K, 01	136	13.8
2635 Fredericton High School	09 - 12	2,404	145.5
2522 Gagetown School	K, 01 - 08	105	12.6
2609 Garden Creek School	K, 01 - 05	324	25.5
2503 Geary Elementary Community School	K, 01 - 05	158	14.3
2619 George Street Middle School	06 - 08	741	52.3
2508 Gesner Street Elementary School	K, 01 - 02	235	21.4
2642 Gibson-Neill Memorial Elementary School	K, 01 - 05	382	31.0
2643 Hanwell Park Academy	K, 01 - 08	522	43.0
2511 Harold Peterson Middle School	06 - 08	357	25.0
2909 Hartland Community School	K, 01 - 12	550	45.0
2701 Harvey Elementary School	K, 01 - 05	205	18.7
2705 Harvey High School	06 - 12	245	21.4
2509 Hubbard Elementary School	03 - 05	309	21.8
5001 John Caldwell School	K, 01 - 12	520	43.8
2611 Keswick Ridge School	K, 01 - 08	179	16.6
2807 Keswick Valley Memorial School	K, 01 - 08	185	16.1
2614 Kingsclear Community School	K, 01 - 05	51	8.2
2640 Leo Hayes High School	09 - 12	1,856	117.8
2504 Lincoln Elementary Community School	K, 01 - 05	154	14.4
2634 Liverpool Street Elementary School	02 - 05	311	26.0
2703 McAdam Elementary School	K, 01 - 05	92	8.8

**Table 21. Enrolment and School Level Educators, October 1<sup>st</sup>, 2025 (continued)**

School	Grade	Pupil	School Level
District School Number and Name	Levels	Enrolment	Educators
<b>Anglophone West School District</b>			
2704 McAdam High School	06 - 12	88	10.0
2910 Meduxnekeag Consolidated School	K, 01 - 08	686	50.5
2411 Minto Elementary Middle School	K, 01 - 08	357	32.0
2407 Minto Memorial High School	09 - 12	198	17.0
2633 Montgomery Street Elementary School	K, 01 - 05	253	22.2
2802 Nackawic Elementary School	K, 01 - 05	210	19.3
2811 Nackawic Middle School	06 - 08	121	9.0
2801 Nackawic Senior High School	09 - 12	257	19.9
2620 Nashwaak Valley School	K, 01 - 05	112	11.3
2636 Nashwaaksis Middle School	06 - 08	689	43.7
2639 New Maryland Elementary School	K, 01 - 05	500	37.8
2513 Oromocto High School	09 - 12	1,225	79.2
2623 Park Street Elementary School	K, 01 - 05	329	27.8
3105 Perth-Andover Middle School	06 - 08	186	16.5
2624 Priestman Street Elementary School	K, 01 - 05	358	32.6
2512 Ridgeview Middle School	06 - 08	382	26.4
2638 Royal Road Elementary School	K, 01 - 05	307	25.8
5401 Saint Mary's Academy	K, 01 - 12	400	34.6
3106 Southern Victoria High School	09 - 12	265	22.8
0906 Stanley Consolidated School	K, 01 - 12	246	23.2
2510 Summerhill Street Elementary School	03 - 05	254	20.5
2505 Sunbury West School	K, 01 - 08	227	20.3
2645 Sunset Acres Elementary School	K, 01 - 05	383	33.0
3111 Tobique Valley High School	06 - 12	141	12.8
2911 Townsview School	K, 01 - 08	635	46.0
0905 Upper Miramichi Elementary School	K, 01 - 05	82	10.7
2908 Woodstock High School	09 - 12	675	44.8
<b>Total - Anglophone West School District</b>		<b>24,599</b>	<b>1,929.3</b>

District based educators

58.0

**Table 21. Enrolment and School Level Educators, October 1<sup>st</sup>, 2025 (continued)**

School	Grade	Pupil	School Level
District School Number and Name	Levels	Enrolment	Educators
<b>District scolaire francophone Nord-Est</b>			
3511 Académie Notre-Dame	K, 01 - 08	175	17.0
3516 Aux quatre vents	09 - 12	215	18.6
4157 Carrefour Étudiant	K, 01 - 08	231	18.5
0761 Centre scolaire communautaire La fontaine	K, 01 - 12	361	34.6
4161 Cité de l'Amitié	K, 01 - 05	373	33.0
0714 École La Passerelle	K, 01 - 08	178	15.3
0702 École La Relève-de-Saint-Isidore	K, 01 - 08	150	13.8
0719 École La Ruche	K, 01 - 05	266	20.7
0725 École La Source	K, 01 - 08	323	27.2
0762 École La Villa des Amis	K, 01 - 08	128	13.0
0609 École La-Rivière	K, 01 - 08	97	10.9
0720 École Le Tremplin	06 - 08	193	12.6
0503 École Léandre-LeGresley	K, 01 - 08	128	13.7
0627 École L'Envolée	K, 01 - 08	377	28.2
0513 École L'Escale-des-Jeunes	K, 01 - 08	63	7.2
0625 École L'Étincelle	K, 01 - 08	100	11.4
0540 École Marguerite-Bourgeois	K, 01 - 08	331	27.3
0601 École Marie-Esther	09 - 12	425	31.8
0752 École René-Chouinard	K, 01 - 08	76	11.2
4156 École secondaire Népisiguit	09 - 12	773	52.7
0604 École Soeur-Saint-Alexandre	K, 01 - 08	237	21.3
0541 École Terre des Jeunes	K, 01 - 08	194	14.6
0504 École Univers Jeunesse	K, 01 - 08	75	8.6
4143 François-Xavier-Daigle	K, 01 - 08	79	8.6
4125 La Croisée	K, 01 - 08	178	15.6
3517 La Mosaïque du Nord	K, 01 - 08	238	20.0
4158 Le Domaine Étudiant	04 - 08	227	16.3
3724 Le Galion des Appalaches	K, 01 - 08	569	44.3
4114 Le Tournesol	K, 01 - 03	154	15.1
4159 Place-des-Jeunes	06 - 08	198	14.1
0539 Polyvalente Louis-Mailloux	09 - 12	440	31.5
3722 Polyvalente Roland-Pépin	09 - 12	297	23.5
0760 Polyvalente W.-Arthur-Losier	09 - 12	643	45.0
<b>Total - District scolaire francophone Nord-Est</b>		<b>8,492</b>	<b>697.2</b>

District based educators

36.0

**Table 21. Enrolment and School Level Educators, October 1<sup>st</sup>, 2025 (continued)**

School	Grade	Pupil	School Level
District School Number and Name	Levels	Enrolment	Educators
<b>District scolaire francophone Nord-Ouest</b>			
3329 Carrefour de la Jeunesse	K, 01 - 08	401	34.8
3327 Centre d'apprentissage du Haut-Madawaska	K, 01 - 08	187	17.5
3325 Cité des Jeunes A.-M.-Sormany	09 - 12	1,008	69.7
3326 École communautaire Ernest-Lang	K, 01 - 08	60	8.9
3316 École communautaire Saint-Joseph	K, 01 - 08	89	11.0
3215 École Grande-Rivière	K, 01 - 12	227	24.1
0109 École Marie-Gaétane	K, 01 - 12	304	28.4
3205 École Mgr-Lang	K, 01 - 06	149	13.2
0101 École Mgr-Martin	K, 01 - 06	269	26.9
3320 École Mgr-Matthieu-Mazerolle	K, 01 - 08	116	12.7
3309 École Notre-Dame	K, 01 - 08	420	35.6
3317 École Régionale Saint-Basile	K, 01 - 08	289	26.4
3321 École Régionale Sainte-Anne	K, 01 - 08	135	12.8
3314 École Saint-Jacques	K, 01 - 08	247	22.6
3218 Élémentaire Sacré-Coeur	K, 01 - 06	284	22.9
0118 Polyvalente A.-J.-Savoie	07 - 12	236	21.4
3217 Polyvalente Thomas-Albert	07 - 12	584	40.5
3211 Régionale-de-Saint-André	K, 01 - 06	115	12.5
<b>Total - District scolaire francophone Nord-Ouest</b>		<b>5,120</b>	<b>441.9</b>

District based educators

9.2

**Table 21. Enrolment and School Level Educators, October 1<sup>st</sup>, 2025 (continued)**

School	Grade	Pupil	School Level
District School Number and Name	Levels	Enrolment	Educators
<b>District scolaire francophone Sud</b>			
5201 Centre scolaire Samuel-de-Champlain	K, 01 - 12	925	78.4
1340 École Abbey-Landry	K, 01 - 08	428	31.6
1348 École Amirault	K, 01 - 02	207	18.7
1357 École Anna-Malenfant	K, 01 - 05	668	49.4
1364 École Antonine-Maillet	06 - 08	680	40.8
5107 École Arc-en-ciel	K, 01 - 08	343	28.4
1206 École Blanche-Bourgeois	K, 01 - 08	195	17.1
1215 École Calixte-F.-Savoie	K, 01 - 08	77	9.9
1227 École Camille-Vautour	K, 01 - 08	189	18.0
5301 École Carrefour Beausoleil	K, 01 - 12	311	30.9
1361 École Carrefour de l'Acadie	06 - 08	266	18.2
1334 École Champlain	K, 01 - 08	859	62.2
1365 École Claudette-Bradshaw	K, 01 - 05	659	51.3
1226 École Clément-Cormier	09 - 12	458	34.5
5138 École des Bâtisseurs	K, 01 - 05	469	39.7
5202 École des Pionniers	K, 01 - 05	200	17.1
1356 École Donat-Robichaud	K, 01 - 08	289	27.2
1202 École Dr-Marguerite-Michaud	K, 01 - 08	246	20.1
1358 École Grande-Digue	K, 01 - 08	243	21.5
1363 École Le Marais	03 - 05	267	18.7
1359 École Le Mascaret	06 - 08	749	45.4
1362 École Le Sommet	K, 01 - 08	705	49.3
5139 École Les Éclaireurs	K, 01 - 08	601	47.2
1360 École L'Odyssée	09 - 12	1,398	98.7
1355 École Mathieu-Martin	09 - 12	1,470	97.4
1315 École Mgr-François-Bourgeois	K, 01 - 08	543	38.2
3954 École Mgr-Marcel-François-Richard	K, 01 - 12	368	33.3
1228 École Mont Carmel	K, 01 - 08	167	14.4
1213 École Notre-Dame	K, 01 - 08	119	12.7
1317 École Père-Edgar-T.-LeBlanc	K, 01 - 08	368	28.9
3905 École Régionale de Baie-Sainte-Anne	K, 01 - 12	66	14.1
5137 École Sainte-Anne	06 - 12	910	64.4
1349 École Sainte-Bernadette	K, 01 - 05	335	31.0
1335 École Sainte-Thérèse	K, 01 - 05	491	39.2
1350 École Saint-Henri	K, 01 - 05	497	42.4
3955 École Soleil Levant	K, 01 - 08	263	22.2
3924 Étoile de l'Acadie	K, 01 - 12	247	26.8
1331 Polyvalente Louis-J.-Robichaud	09 - 12	675	47.0
<b>Total - District scolaire francophone Sud</b>		<b>17,951</b>	<b>1,386.5</b>

District based educators

37.0

Table 22. Enrolment by School by Grade, October 1<sup>st</sup>, 2025

School		Total	Grade												Prev.	
District	School Number and Name		K	01	02	03	04	05	06	07	08	09	10	11	12	Grads
<b>Anglophone East School District</b>																
	1572 Arnold H. McLeod School	412	70	56	71	79	69	67	-	-	-	-	-	-	-	-
	1503 Beaverbrook School	304	39	36	29	37	34	44	22	32	31	-	-	-	-	-
	1569 Bernice MacNaughton High School	1,117	-	-	-	-	-	-	-	-	-	242	313	285	275	2
	1504 Bessborough School	415	64	59	65	64	82	81	-	-	-	-	-	-	-	-
	1505 Birchmount School	604	49	54	62	74	65	72	93	66	69	-	-	-	-	-
	1702 Caledonia Regional High School	264	-	-	-	-	-	-	39	36	38	36	37	43	35	-
	1567 Claude D. Taylor School	246	37	43	26	46	53	41	-	-	-	-	-	-	-	-
	1401 Dorchester Consolidated School	92	8	9	12	14	9	10	10	8	12	-	-	-	-	-
	1573 Edith Cavell School	357	44	60	74	60	62	57	-	-	-	-	-	-	-	-
	1576 Evergreen Park School	628	86	96	113	102	116	115	-	-	-	-	-	-	-	-
	1514 Forest Glen School	428	79	88	82	96	83	-	-	-	-	-	-	-	-	-
	1550 Frank L. Bowser School	334	46	59	62	60	57	50	-	-	-	-	-	-	-	-
	1517 Harrison Trimble High School	1,653	-	-	-	-	-	-	-	-	-	401	427	420	403	2
	1602 Havelock School	61	7	10	9	12	15	8	-	-	-	-	-	-	-	-
	1703 Hillsborough Elementary School	142	18	27	28	31	16	22	-	-	-	-	-	-	-	-
	1571 Lewisville Middle School	702	-	-	-	-	-	-	240	220	242	-	-	-	-	-
	1574 Lou MacNarin School	811	101	119	144	136	165	146	-	-	-	-	-	-	-	-
	1528 Magnetic Hill School	444	38	48	48	55	54	49	47	56	49	-	-	-	-	-
	1579 Maplehurst Middle School	800	-	-	-	-	-	182	199	232	187	-	-	-	-	-
	1402 Marshview Middle School	340	-	-	-	-	-	88	82	84	86	-	-	-	-	-
	1539 Moncton High School	1,623	-	-	-	-	-	-	-	-	-	426	385	428	382	2
	1541 Mountain View School	137	31	17	17	25	22	25	-	-	-	-	-	-	-	-
	1577 Northrop Frye School	756	109	155	168	142	182	-	-	-	-	-	-	-	-	-
	1604 Petitcodiac Regional School	708	28	44	33	43	41	44	69	53	63	66	74	76	74	-
	1416 Port Elgin Regional School	208	28	17	19	25	17	19	30	20	33	-	-	-	-	-
	1547 Queen Elizabeth School	455	35	49	48	52	60	55	43	59	54	-	-	-	-	-
	1704 Riverside Consolidated School	50	7	10	11	7	8	7	-	-	-	-	-	-	-	-
	1578 Riverview East School	476	63	64	83	70	104	92	-	-	-	-	-	-	-	-
	1570 Riverview High School	1,236	-	-	-	-	-	-	-	-	-	281	324	339	289	3
	1549 Riverview Middle School	804	-	-	-	-	-	-	282	241	281	-	-	-	-	-
	1417 Salem Elementary School	333	62	63	68	66	74	-	-	-	-	-	-	-	-	-
	1607 Salisbury Elementary School	309	63	53	55	69	69	-	-	-	-	-	-	-	-	-
	1610 Salisbury Regional School	622	-	-	-	-	-	68	78	74	65	90	81	82	84	-
	1553 Shediac Cape School	601	63	69	63	64	66	73	67	68	68	-	-	-	-	-
	1559 Sunny Brae Middle School	395	-	-	-	-	-	86	90	108	111	-	-	-	-	-
	1411 Tantramar Regional High School	506	-	-	-	-	-	-	-	-	-	114	121	135	135	1
	1580 Wabanaki School	759	-	-	-	-	-	-	255	235	269	-	-	-	-	-
	1551 West Riverview School	324	43	62	56	51	54	58	-	-	-	-	-	-	-	-
<b>Total - Anglophone East School District</b>		<b>20,456</b>	<b>1,218</b>	<b>1,367</b>	<b>1,446</b>	<b>1,480</b>	<b>1,577</b>	<b>1,559</b>	<b>1,646</b>	<b>1,592</b>	<b>1,658</b>	<b>1,656</b>	<b>1,762</b>	<b>1,808</b>	<b>1,677</b>	<b>10</b>

**Table 22. Enrolment by School by Grade, October 1<sup>st</sup>, 2025 (continued)**

School		Total	Grade												Prev. Grads	
District	School Number and Name		K	01	02	03	04	05	06	07	08	09	10	11		12
<b>Anglophone North School District</b>																
	4201 Bathurst High School	504	-	-	-	-	-	-	-	-	-	97	126	142	137	2
	0843 Blackville School	296	22	19	18	24	10	27	14	26	24	26	30	28	28	-
	4055 Bonar Law Memorial School	507	-	-	-	-	-	-	-	-	-	125	114	117	151	-
	3806 Campbellton Middle School	202	-	-	-	-	-	51	51	56	44	-	-	-	-	-
	3615 Dalhousie Regional High School	312	-	-	-	-	-	-	36	42	38	44	45	48	58	1
	1025 Dr. Losier Middle School	309	-	-	-	-	-	-	102	116	91	-	-	-	-	-
	4056 Eleanor W. Graham Middle School	230	-	-	-	-	-	-	83	64	83	-	-	-	-	-
	0858 Gretna Green School	353	31	32	31	48	45	39	48	38	41	-	-	-	-	-
	4010 Harcourt School	16	4	2	7	-	2	1	-	-	-	-	-	-	-	-
	3601 Jacquet River School	71	12	6	6	8	9	8	5	8	9	-	-	-	-	-
	1020 James M. Hill Memorial High School	667	-	-	-	-	-	-	-	-	-	170	174	150	172	1
	4259 Janeville Elementary School	36	6	5	2	8	6	9	-	-	-	-	-	-	-	-
	1026 King Street Elementary School	453	62	57	61	95	92	86	-	-	-	-	-	-	-	-
	3613 L.E. Reinsborough School	185	27	30	29	29	38	32	-	-	-	-	-	-	-	-
	3803 Lord Beaverbrook School	233	31	43	59	47	53	-	-	-	-	-	-	-	-	-
	0860 Max Aitken Academy	576	52	41	53	66	69	67	70	76	82	-	-	-	-	-
	0839 Millerton Elementary & Junior High School	80	8	6	6	11	9	10	12	7	11	-	-	-	-	-
	1013 Miramichi Rural School	66	5	4	5	10	7	7	8	9	11	-	-	-	-	-
	0811 Miramichi Valley High School	677	-	-	-	-	-	-	-	-	-	172	170	142	193	-
	1014 Napan Elementary School	29	6	7	3	3	3	7	-	-	-	-	-	-	-	-
	1017 Nelson Rural School	279	22	30	25	29	32	43	31	34	33	-	-	-	-	-
	0859 North & South Esk Elementary School	146	21	24	16	14	18	25	28	-	-	-	-	-	-	-
	0825 North & South Esk Regional High School	168	-	-	-	-	-	-	-	32	26	31	28	24	27	-
	4260 Parkwood Heights Elementary School	303	33	50	44	54	56	66	-	-	-	-	-	-	-	-
	4017 Rexton Elementary School	312	45	64	38	60	50	55	-	-	-	-	-	-	-	-
	3823 Sugarloaf Senior High School	359	-	-	-	-	-	-	-	-	-	79	89	99	91	1
	4207 Superior Middle School	337	-	-	-	-	-	-	115	114	108	-	-	-	-	-
	0802 Tabusintac Community School	96	9	9	13	8	11	10	16	8	12	-	-	-	-	-
	4261 Terry Fox Elementary School	310	50	43	62	52	49	54	-	-	-	-	-	-	-	-
<b>Total - Anglophone North School District</b>		<b>8,112</b>	<b>446</b>	<b>472</b>	<b>478</b>	<b>566</b>	<b>559</b>	<b>597</b>	<b>619</b>	<b>630</b>	<b>613</b>	<b>744</b>	<b>776</b>	<b>750</b>	<b>857</b>	<b>5</b>



**Table 22. Enrolment by School by Grade, October 1<sup>st</sup>, 2025 (continued)**

School		Grade												Prev.		
District	School Number and Name	Total	K	01	02	03	04	05	06	07	08	09	10	11	12	Grads
<b>Anglophone South School District</b>																
	1811 Norton Elementary School	87	14	23	7	8	20	15	-	-	-	-	-	-	-	-
	2039 Prince Charles School	177	19	14	18	26	12	29	22	18	19	-	-	-	-	-
	2041 Princess Elizabeth School	609	51	46	44	43	57	48	115	89	116	-	-	-	-	-
	1932 Quispamsis Elementary School	358	63	57	59	61	62	56	-	-	-	-	-	-	-	-
	1946 Quispamsis Middle School	535	-	-	-	-	-	-	177	196	162	-	-	-	-	-
	2072 River Valley Middle School	291	-	-	-	-	-	-	96	89	106	-	-	-	-	-
	1927 Rothesay Elementary School	454	74	64	75	87	73	81	-	-	-	-	-	-	-	-
	1928 Rothesay High School	495	-	-	-	-	-	-	-	-	-	105	128	107	151	4
	1942 Rothesay Park School	178	-	-	-	-	-	-	60	56	62	-	-	-	-	-
	2043 Saint John High School	1,018	-	-	-	-	-	-	-	-	-	221	255	274	268	-
	2057 Saint Rose School	264	34	47	50	56	38	39	-	-	-	-	-	-	-	-
	2075 Seaside Park Elementary School	531	85	85	95	88	79	99	-	-	-	-	-	-	-	-
	2047 Simonds High School	1,160	-	-	-	-	-	-	-	-	-	308	248	260	343	1
	2310 Sir James Dunn Academy	172	-	-	-	-	-	-	28	20	18	39	19	22	25	1
	2110 St. George Elementary School	248	44	40	42	43	39	40	-	-	-	-	-	-	-	-
	2067 St. John the Baptist/King Edward School	275	29	31	29	29	26	31	34	26	40	-	-	-	-	-
	2051 St. Malachy's Memorial High School	988	-	-	-	-	-	-	-	-	-	220	219	273	275	1
	2052 St. Martins School	72	10	10	16	7	16	13	-	-	-	-	-	-	-	-
	2336 St. Stephen Elementary School	445	58	61	77	75	84	90	-	-	-	-	-	-	-	-
	2338 St. Stephen High School	563	-	-	-	-	-	-	-	-	-	129	137	150	144	3
	2337 St. Stephen Middle School	366	-	-	-	-	-	-	115	100	151	-	-	-	-	-
	1819 Sussex Corner Elementary School	247	26	43	50	45	43	40	-	-	-	-	-	-	-	-
	1817 Sussex Elementary School	457	70	79	53	86	83	86	-	-	-	-	-	-	-	-
	1820 Sussex Middle School	522	-	-	-	-	-	-	163	154	205	-	-	-	-	-
	1818 Sussex Regional High School	757	-	-	-	-	-	-	-	-	-	170	200	191	194	2
	2311 Vincent Massey Elementary School	132	21	27	15	20	29	20	-	-	-	-	-	-	-	-
	2062 Westfield School	269	48	36	34	53	46	52	-	-	-	-	-	-	-	-
	2206 White Head Elementary School	-	-	-	-	-	-	-	-	-	-	-	-	-	-	-
<b>Total - Anglophone South School District</b>		<b>24,291</b>	<b>1,579</b>	<b>1,643</b>	<b>1,664</b>	<b>1,713</b>	<b>1,814</b>	<b>1,765</b>	<b>1,915</b>	<b>1,787</b>	<b>1,914</b>	<b>1,997</b>	<b>2,024</b>	<b>2,139</b>	<b>2,319</b>	<b>18</b>



**Table 22. Enrolment by School by Grade, October 1<sup>st</sup>, 2025 (continued)**

School		Grade												Prev.		
District	School Number and Name	Total	K	01	02	03	04	05	06	07	08	09	10	11	12	Grads
<b>Anglophone West School District</b>																
	2634 Liverpool Street Elementary School	311	-	-	77	66	72	96	-	-	-	-	-	-	-	-
	2703 McAdam Elementary School	92	13	13	17	17	14	18	-	-	-	-	-	-	-	-
	2704 McAdam High School	88	-	-	-	-	-	-	14	14	9	9	21	10	11	-
	2910 Meduxnekeag Consolidated School	686	80	70	75	80	72	79	85	75	70	-	-	-	-	-
	2411 Minto Elementary Middle School	357	44	39	50	39	33	41	38	42	31	-	-	-	-	-
	2407 Minto Memorial High School	198	-	-	-	-	-	-	-	-	-	44	47	58	48	1
	2633 Montgomery Street Elementary School	253	27	40	40	50	54	42	-	-	-	-	-	-	-	-
	2802 Nackawic Elementary School	210	30	28	38	38	35	41	-	-	-	-	-	-	-	-
	2811 Nackawic Middle School	121	-	-	-	-	-	-	44	29	48	-	-	-	-	-
	2801 Nackawic Senior High School	257	-	-	-	-	-	-	-	-	-	59	50	68	80	-
	2620 Nashwaak Valley School	112	22	15	18	19	23	15	-	-	-	-	-	-	-	-
	2636 Nashwaaksis Middle School	689	-	-	-	-	-	-	231	223	235	-	-	-	-	-
	2639 New Maryland Elementary School	500	66	73	70	91	98	102	-	-	-	-	-	-	-	-
	2513 Oromocto High School	1,225	-	-	-	-	-	-	-	-	-	297	302	291	333	2
	2623 Park Street Elementary School	329	43	56	52	63	49	66	-	-	-	-	-	-	-	-
	3105 Perth-Andover Middle School	186	-	-	-	-	-	-	56	72	58	-	-	-	-	-
	2624 Priestman Street Elementary School	358	57	40	68	64	61	68	-	-	-	-	-	-	-	-
	2512 Ridgeview Middle School	382	-	-	-	-	-	-	125	131	126	-	-	-	-	-
	2638 Royal Road Elementary School	307	41	53	49	50	49	65	-	-	-	-	-	-	-	-
	5401 Saint Mary's Academy	400	33	21	27	39	34	31	39	37	24	24	27	30	34	-
	3106 Southern Victoria High School	265	-	-	-	-	-	-	-	-	-	59	63	70	73	-
	0906 Stanley Consolidated School	246	15	16	22	16	15	21	23	21	26	21	22	14	14	-
	2510 Summerhill Street Elementary School	254	-	-	-	81	85	88	-	-	-	-	-	-	-	-
	2505 Sunbury West School	227	23	24	22	21	33	21	22	19	42	-	-	-	-	-
	2645 Sunset Acres Elementary School	383	50	54	60	74	77	68	-	-	-	-	-	-	-	-
	3111 Tobique Valley High School	141	-	-	-	-	-	-	21	15	25	13	23	25	19	-
	2911 Townsview School	635	53	63	80	69	66	82	72	81	69	-	-	-	-	-
	0905 Upper Miramichi Elementary School	82	8	14	16	18	16	10	-	-	-	-	-	-	-	-
	2908 Woodstock High School	675	-	-	-	-	-	-	-	-	-	177	161	150	183	4
<b>Total - Anglophone West School District</b>		<b>24,599</b>	<b>1,525</b>	<b>1,594</b>	<b>1,677</b>	<b>1,793</b>	<b>1,816</b>	<b>1,883</b>	<b>1,964</b>	<b>1,971</b>	<b>1,926</b>	<b>2,005</b>	<b>2,133</b>	<b>2,136</b>	<b>2,156</b>	<b>20</b>

Table 22. Enrolment by School by Grade, October 1<sup>st</sup>, 2025 (continued)

School		Total	Grade												Prev.	
District	School Number and Name		K	01	02	03	04	05	06	07	08	09	10	11	12	Grads
<b>District scolaire francophone Nord-Est</b>																
	3511 Académie Notre-Dame	175	19	22	22	25	22	12	17	18	18	-	-	-	-	-
	3516 Aux quatre vents	215	-	-	-	-	-	-	-	-	-	51	54	48	60	2
	4157 Carrefour Étudiant	231	15	25	31	20	43	21	25	24	27	-	-	-	-	-
	0761 Centre scolaire communautaire La fontaine	361	25	18	19	23	24	26	26	28	28	35	35	29	45	-
	4161 Cité de l'Amitié	373	46	54	73	62	80	58	-	-	-	-	-	-	-	-
	0714 École La Passerelle	178	18	15	23	18	24	16	20	25	19	-	-	-	-	-
	0702 École La Relève-de-Saint-Isidore	150	16	16	16	22	15	16	22	8	19	-	-	-	-	-
	0719 École La Ruche	266	50	39	39	45	53	40	-	-	-	-	-	-	-	-
	0725 École La Source	323	24	28	29	27	48	36	46	39	46	-	-	-	-	-
	0762 École La Villa des Amis	128	8	15	20	13	14	10	10	20	18	-	-	-	-	-
	0609 École La-Rivière	97	10	10	10	7	16	13	6	13	12	-	-	-	-	-
	0720 École Le Tremplin	193	-	-	-	-	-	-	65	71	57	-	-	-	-	-
	0503 École Léandre-LeGresley	128	11	9	15	15	16	15	20	15	12	-	-	-	-	-
	0627 École L'Envolée	377	31	33	39	43	45	46	56	46	38	-	-	-	-	-
	0513 École L'Escale-des-Jeunes	63	3	8	6	5	4	8	10	6	13	-	-	-	-	-
	0625 École L'Étincelle	100	8	9	12	10	11	16	7	10	17	-	-	-	-	-
	0540 École Marguerite-Bourgeois	331	31	29	33	46	31	36	43	39	43	-	-	-	-	-
	0601 École Marie-Esther	425	-	-	-	-	-	-	-	-	-	121	100	109	95	-
	0752 École René-Chouinard	76	11	9	8	9	8	8	5	6	12	-	-	-	-	-
	4156 École secondaire Népisiguit	773	-	-	-	-	-	-	-	-	-	162	190	217	204	-
	0604 École Soeur-Saint-Alexandre	237	26	26	21	28	21	33	22	26	34	-	-	-	-	-
	0541 École Terre des Jeunes	194	17	21	16	26	15	17	28	28	26	-	-	-	-	-
	0504 École Univers Jeunesse	75	5	11	13	8	4	9	7	8	10	-	-	-	-	-
	4143 François-Xavier-Daigle	79	6	5	7	13	8	7	16	11	6	-	-	-	-	-
	4125 La Croisée	178	21	20	22	22	18	21	17	16	21	-	-	-	-	-
	3517 La Mosaique du Nord	238	15	28	30	36	22	27	34	22	24	-	-	-	-	-
	4158 Le Domaine Étudiant	227	-	-	-	-	40	50	50	41	46	-	-	-	-	-
	3724 Le Galion des Appalaches	569	43	57	61	77	64	59	75	69	64	-	-	-	-	-
	4114 Le Tournesol	154	37	44	43	30	-	-	-	-	-	-	-	-	-	-
	4159 Place-des-Jeunes	198	-	-	-	-	-	-	72	59	67	-	-	-	-	-
	0539 Polyvalente Louis-Mailloux	440	-	-	-	-	-	-	-	-	-	111	106	108	114	1
	3722 Polyvalente Roland-Pépin	297	-	-	-	-	-	-	-	-	-	66	80	70	80	1
	0760 Polyvalente W.-Arthur-Losier	643	-	-	-	-	-	-	-	-	-	147	176	161	159	-
<b>Total - District scolaire francophone Nord-Est</b>		<b>8,492</b>	<b>496</b>	<b>551</b>	<b>608</b>	<b>630</b>	<b>646</b>	<b>600</b>	<b>699</b>	<b>648</b>	<b>677</b>	<b>693</b>	<b>741</b>	<b>742</b>	<b>757</b>	<b>4</b>

**Table 22. Enrolment by School by Grade, October 1<sup>st</sup>, 2025 (continued)**

School		Total	Grade												Prev.	
District	School Number and Name		K	01	02	03	04	05	06	07	08	09	10	11	12	Grads
<b>District scolaire francophone Nord-Ouest</b>																
	3329 Carrefour de la Jeunesse	401	40	46	58	39	39	40	49	45	45	-	-	-	-	-
	3327 Centre d'apprentissage du Haut-Madawaska	187	20	18	22	20	24	18	26	19	20	-	-	-	-	-
	3325 Cité des Jeunes A.-M.-Sormany	1,008	-	-	-	-	-	-	-	-	-	235	275	229	268	1
	3326 École communautaire Ernest-Lang	60	8	11	3	7	9	7	6	5	4	-	-	-	-	-
	3316 École communautaire Saint-Joseph	89	12	12	10	13	13	3	15	5	6	-	-	-	-	-
	3215 École Grande-Rivière	227	9	18	12	16	15	19	18	17	12	17	16	31	26	1
	0109 École Marie-Gaétane	304	31	14	29	18	24	29	16	27	22	18	28	25	22	1
	3205 École Mgr-Lang	149	15	14	29	18	22	25	26	-	-	-	-	-	-	-
	0101 École Mgr-Martin	269	43	42	35	38	36	40	35	-	-	-	-	-	-	-
	3320 École Mgr-Matthieu-Mazerolle	116	4	13	12	11	14	17	11	13	21	-	-	-	-	-
	3309 École Notre-Dame	420	39	48	49	58	46	55	38	42	45	-	-	-	-	-
	3317 École Régionale Saint-Basile	289	29	28	26	30	24	30	44	42	36	-	-	-	-	-
	3321 École Régionale Sainte-Anne	135	17	17	17	20	10	11	14	14	15	-	-	-	-	-
	3314 École Saint-Jacques	247	25	21	30	23	22	30	29	36	31	-	-	-	-	-
	3218 Élémentaire Sacré-Coeur	284	38	41	36	38	43	45	43	-	-	-	-	-	-	-
	0118 Polyvalente A.-J.-Savoie	236	-	-	-	-	-	-	-	38	43	40	37	35	40	3
	3217 Polyvalente Thomas-Albert	584	-	-	-	-	-	-	-	82	110	95	92	90	114	1
	3211 Régionale-de-Saint-André	115	11	19	20	17	18	14	16	-	-	-	-	-	-	-
<b>Total - District scolaire francophone Nord-Ouest</b>		<b>5,120</b>	<b>341</b>	<b>362</b>	<b>388</b>	<b>366</b>	<b>359</b>	<b>383</b>	<b>386</b>	<b>385</b>	<b>410</b>	<b>405</b>	<b>448</b>	<b>410</b>	<b>470</b>	<b>7</b>

Table 22. Enrolment by School by Grade, October 1<sup>st</sup>, 2025 (continued)

School		Total	Grade												Prev.	
District	School Number and Name		K	01	02	03	04	05	06	07	08	09	10	11	12	Grads
<b>District scolaire francophone Sud</b>																
	5201 Centre scolaire Samuel-de-Champlain	925	64	75	73	66	60	68	86	95	87	78	68	41	63	1
	1340 École Abbey-Landry	428	47	46	40	50	40	53	49	53	50	-	-	-	-	-
	1348 École Amirault	207	64	63	80	-	-	-	-	-	-	-	-	-	-	-
	1357 École Anna-Malenfant	668	101	99	106	111	116	135	-	-	-	-	-	-	-	-
	1364 École Antonine-Maillet	680	-	-	-	-	-	-	233	211	236	-	-	-	-	-
	5107 École Arc-en-ciel	343	44	41	35	34	34	46	28	44	37	-	-	-	-	-
	1206 École Blanche-Bourgeois	195	16	17	22	22	22	19	31	24	22	-	-	-	-	-
	1215 École Calixte-F.-Savoie	77	7	10	12	10	10	5	8	11	4	-	-	-	-	-
	1227 École Camille-Vautour	189	18	24	27	18	15	27	19	22	19	-	-	-	-	-
	5301 École Carrefour Beausoleil	311	29	20	21	30	25	29	30	24	22	21	15	22	23	-
	1361 École Carrefour de l'Acadie	266	-	-	-	-	-	-	79	94	93	-	-	-	-	-
	1334 École Champlain	859	99	98	103	111	109	91	89	90	69	-	-	-	-	-
	1365 École Claudette-Bradshaw	659	98	107	118	112	125	99	-	-	-	-	-	-	-	-
	1226 École Clément-Cormier	458	-	-	-	-	-	-	-	-	-	110	100	112	132	4
	5138 École des Bâtitseurs	469	70	82	75	80	76	86	-	-	-	-	-	-	-	-
	5202 École des Pionniers	200	30	30	38	37	37	28	-	-	-	-	-	-	-	-
	1356 École Donat-Robichaud	289	36	23	28	32	30	31	34	42	33	-	-	-	-	-
	1202 École Dr-Marguerite-Michaud	246	19	35	27	30	27	26	29	28	25	-	-	-	-	-
	1358 École Grande-Digue	243	30	23	18	30	34	27	32	22	27	-	-	-	-	-
	1363 École Le Marais	267	-	-	-	91	84	92	-	-	-	-	-	-	-	-
	1359 École Le Mascaret	749	-	-	-	-	-	-	263	259	227	-	-	-	-	-
	1362 École Le Sommet	705	75	55	75	65	79	86	78	85	107	-	-	-	-	-
	5139 École Les Éclaireurs	601	58	74	53	80	75	54	75	66	66	-	-	-	-	-
	1360 École L'Odysée	1,398	-	-	-	-	-	-	-	-	-	383	336	349	330	-
	1355 École Mathieu-Martin	1,470	-	-	-	-	-	-	-	-	-	354	382	327	401	6
	1315 École Mgr-François-Bourgeois	543	40	54	61	78	55	64	54	67	70	-	-	-	-	-
	3954 École Mgr-Marcel-François-Richard	368	24	19	14	16	26	29	27	20	20	51	35	51	33	3
	1228 École Mont Carmel	167	17	15	18	24	11	24	22	22	14	-	-	-	-	-
	1213 École Notre-Dame	119	17	11	12	19	9	11	12	19	9	-	-	-	-	-
	1317 École Père-Edgar-T.-LeBlanc	368	32	34	43	42	42	41	34	46	54	-	-	-	-	-
	3905 École Régionale de Baie-Sainte-Anne	66	6	2	11	3	7	3	5	4	8	3	3	7	2	2
	5137 École Sainte-Anne	910	-	-	-	-	-	-	102	77	107	170	146	148	160	-
	1349 École Sainte-Bernadette	335	45	48	55	57	72	58	-	-	-	-	-	-	-	-
	1335 École Sainte-Thérèse	491	79	78	101	68	78	87	-	-	-	-	-	-	-	-
	1350 École Saint-Henri	497	83	91	89	75	88	71	-	-	-	-	-	-	-	-
	3955 École Soleil Levant	263	37	23	31	34	28	29	27	25	29	-	-	-	-	-
	3924 Étoile de l'Acadie	247	15	15	15	12	19	19	21	34	14	16	21	18	25	3
	1331 Polyvalente Louis-J.-Robichaud	675	-	-	-	-	-	-	-	-	-	164	159	188	163	1
<b>Total - District scolaire francophone Sud</b>		<b>17,951</b>	<b>1,300</b>	<b>1,312</b>	<b>1,401</b>	<b>1,437</b>	<b>1,433</b>	<b>1,438</b>	<b>1,467</b>	<b>1,484</b>	<b>1,449</b>	<b>1,350</b>	<b>1,265</b>	<b>1,263</b>	<b>1,332</b>	<b>20</b>

**Table 23. Enrolment in French Immersion by School by Grade, October 1<sup>st</sup>, 2025**

School		Total	Grade											
District	School Number and Name		01	02	03	04	05	06	07	08	09	10	11	12
<b>Anglophone East School District</b>														
	1572 Arnold H. McLeod School	176	34	38	41	34	29	-	-	-	-	-	-	-
	1569 Bernice MacNaughton High School	354	-	-	-	-	-	-	-	-	63	113	77	101
	1504 Bessborough School	173	38	37	26	42	30	-	-	-	-	-	-	-
	1505 Birchmount School	264	36	30	29	21	25	62	29	32	-	-	-	-
	1702 Caledonia Regional High School	114	-	-	-	-	-	17	20	15	13	17	16	16
	1567 Claude D. Taylor School	119	32	15	28	20	24	-	-	-	-	-	-	-
	1573 Edith Cavell School	69	32	17	8	6	6	-	-	-	-	-	-	-
	1576 Evergreen Park School	264	62	62	45	58	37	-	-	-	-	-	-	-
	1514 Forest Glen School	113	39	34	21	19	-	-	-	-	-	-	-	-
	1550 Frank L. Bowser School	191	43	45	41	35	27	-	-	-	-	-	-	-
	1517 Harrison Trimble High School	631	-	-	-	-	-	-	-	-	177	152	169	133
	1571 Lewisville Middle School	309	-	-	-	-	-	116	99	94	-	-	-	-
	1574 Lou MacNarin School	260	52	59	52	65	32	-	-	-	-	-	-	-
	1528 Magnetic Hill School	287	38	40	37	35	41	26	40	30	-	-	-	-
	1579 Maplehurst Middle School	356	-	-	-	-	52	97	123	84	-	-	-	-
	1402 Marshview Middle School	218	-	-	-	-	57	49	53	59	-	-	-	-
	1539 Moncton High School	398	-	-	-	-	-	-	-	-	129	61	98	110
	1577 Northrop Frye School	282	82	76	53	71	-	-	-	-	-	-	-	-
	1604 Petitcodiac Regional School	325	25	20	16	24	20	41	27	30	36	28	29	29
	1416 Port Elgin Regional School	37	-	-	-	-	-	17	8	12	-	-	-	-
	1547 Queen Elizabeth School	114	19	14	17	21	8	10	10	15	-	-	-	-
	1578 Riverview East School	241	39	50	43	65	44	-	-	-	-	-	-	-
	1570 Riverview High School	629	-	-	-	-	-	-	-	-	144	165	174	146
	1549 Riverview Middle School	512	-	-	-	-	-	181	177	154	-	-	-	-
	1417 Salem Elementary School	172	41	47	40	44	-	-	-	-	-	-	-	-
	1607 Salisbury Elementary School	137	32	33	39	33	-	-	-	-	-	-	-	-
	1610 Salisbury Regional School	288	-	-	-	-	36	38	35	24	45	25	38	47
	1553 Shediac Cape School	198	47	31	22	21	29	17	18	13	-	-	-	-
	1559 Sunny Brae Middle School	116	-	-	-	-	17	32	35	32	-	-	-	-
	1411 Tantramar Regional High School	208	-	-	-	-	-	-	-	-	40	51	59	58
	1580 Wabanaki School	343	-	-	-	-	-	138	94	111	-	-	-	-
	1551 West Riverview School	120	35	28	23	17	17	-	-	-	-	-	-	-
<b>Total - Anglophone East School District</b>		<b>8,018</b>	<b>726</b>	<b>676</b>	<b>581</b>	<b>631</b>	<b>531</b>	<b>841</b>	<b>768</b>	<b>705</b>	<b>647</b>	<b>612</b>	<b>660</b>	<b>640</b>

**Table 23. Enrolment in French Immersion by School by Grade, October 1<sup>st</sup>, 2025 (continued)**

School		Total	Grade											
District	School Number and Name		01	02	03	04	05	06	07	08	09	10	11	12
<b>Anglophone North School District</b>														
	4201 Bathurst High School	69	-	-	-	-	-	-	-	26	32	11	-	-
	0843 Blackville School	26	-	-	-	-	-	-	7	9	8	2	-	-
	4055 Bonar Law Memorial School	76	-	-	-	-	-	-	-	19	16	12	29	-
	3806 Campbellton Middle School	56	-	-	-	-	17	16	10	13	-	-	-	-
	3615 Dalhousie Regional High School	78	-	-	-	-	-	15	12	13	12	8	5	13
	1025 Dr. Losier Middle School	88	-	-	-	-	-	30	27	31	-	-	-	-
	4056 Eleanor W. Graham Middle School	61	-	-	-	-	-	23	17	21	-	-	-	-
	0858 Gretna Green School	169	25	22	28	22	19	22	12	19	-	-	-	-
	1020 James M. Hill Memorial High School	76	-	-	-	-	-	-	-	-	27	23	9	17
	1026 King Street Elementary School	134	21	16	34	32	31	-	-	-	-	-	-	-
	3613 L.E. Reinsborough School	72	13	18	9	16	16	-	-	-	-	-	-	-
	3803 Lord Beaverbrook School	99	25	32	19	23	-	-	-	-	-	-	-	-
	0860 Max Aitken Academy	183	22	20	26	22	16	18	28	31	-	-	-	-
	0811 Miramichi Valley High School	106	-	-	-	-	-	-	-	-	27	22	32	25
	1017 Nelson Rural School	84	15	11	14	10	11	16	7	-	-	-	-	-
	0859 North & South Esk Elementary School	25	-	-	-	7	6	12	-	-	-	-	-	-
	0825 North & South Esk Regional High School	21	-	-	-	-	-	-	7	6	8	-	-	-
	4260 Parkwood Heights Elementary School	130	33	22	27	23	25	-	-	-	-	-	-	-
	4017 Rexton Elementary School	102	32	10	25	18	17	-	-	-	-	-	-	-
	3823 Sugarloaf Senior High School	66	-	-	-	-	-	-	-	-	15	23	13	15
	4207 Superior Middle School	96	-	-	-	-	-	32	38	26	-	-	-	-
	4261 Terry Fox Elementary School	105	20	34	18	19	14	-	-	-	-	-	-	-
<b>Total - Anglophone North School District</b>		<b>1,922</b>	<b>206</b>	<b>185</b>	<b>200</b>	<b>192</b>	<b>172</b>	<b>184</b>	<b>165</b>	<b>169</b>	<b>142</b>	<b>126</b>	<b>82</b>	<b>99</b>

**Table 23. Enrolment in French Immersion by School by Grade, October 1<sup>st</sup>, 2025 (continued)**

School		Total	Grade											
District	School Number and Name		01	02	03	04	05	06	07	08	09	10	11	12
<b>Anglophone South School District</b>														
	2003 Barnhill Memorial School	162	-	-	-	-	-	46	54	62	-	-	-	-
	2066 Bayside Middle School	179	-	-	-	-	-	76	48	55	-	-	-	-
	2005 Beaconsfield Middle School	125	-	-	-	-	-	47	38	40	-	-	-	-
	1945 Belleisle Regional High School	38	-	-	-	-	-	-	6	5	7	8	8	4
	1948 Chris Saunders Memorial Elementary School	123	26	25	19	23	30	-	-	-	-	-	-	-
	1940 Dr. A. T. Leatherbarrow Primary School	77	39	38	-	-	-	-	-	-	-	-	-	-
	1930 Fairvale Elementary School	115	28	18	25	27	17	-	-	-	-	-	-	-
	2013 Forest Hills School	248	23	41	26	28	22	51	31	26	-	-	-	-
	2111 Fundy Middle and High School	143	-	-	-	-	-	16	18	22	14	28	12	33
	2068 Grand Bay Primary School	43	17	26	-	-	-	-	-	-	-	-	-	-
	1939 Hampton Elementary School	128	-	-	44	34	50	-	-	-	-	-	-	-
	1947 Hampton High School	251	-	-	-	-	-	-	-	-	50	62	75	64
	1921 Hampton Middle School	213	-	-	-	-	-	68	70	75	-	-	-	-
	2060 Harbour View High School	275	-	-	-	-	-	-	-	-	62	70	77	66
	1929 Harry Miller Middle School	179	-	-	-	-	-	70	49	60	-	-	-	-
	2016 Inglewood School	40	-	-	15	15	10	-	-	-	-	-	-	-
	2070 Island View School	125	32	32	19	25	17	-	-	-	-	-	-	-
	1941 Kennebecasis Valley High School	503	-	-	-	-	-	-	-	-	116	129	113	145
	1943 Lakefield Elementary School	153	32	33	34	22	32	-	-	-	-	-	-	-
	2030 Loch Lomond School	90	20	19	15	13	23	-	-	-	-	-	-	-
	2059 M. Gerald Teed Memorial School	118	60	58	-	-	-	-	-	-	-	-	-	-
	1925 Macdonald Consolidated School	35	-	-	-	-	-	14	4	17	-	-	-	-
	2065 Millidgeville North School	213	-	-	42	40	40	29	34	28	-	-	-	-
	2041 Princess Elizabeth School	56	-	-	-	-	-	23	16	17	-	-	-	-
	1932 Quispamsis Elementary School	154	35	32	34	29	24	-	-	-	-	-	-	-
	1946 Quispamsis Middle School	287	-	-	-	-	-	104	97	86	-	-	-	-
	2072 River Valley Middle School	132	-	-	-	-	-	35	44	53	-	-	-	-
	1927 Rothesay Elementary School	166	27	34	37	35	33	-	-	-	-	-	-	-
	1928 Rothesay High School	194	-	-	-	-	-	-	-	-	47	58	30	59
	1942 Rothesay Park School	115	-	-	-	-	-	39	37	39	-	-	-	-
	2043 Saint John High School	230	-	-	-	-	-	-	-	-	48	45	64	73
	2075 Seaside Park Elementary School	122	27	25	22	23	25	-	-	-	-	-	-	-
	2047 Simonds High School	210	-	-	-	-	-	-	-	-	67	45	54	44
	2110 St. George Elementary School	87	21	20	14	16	16	-	-	-	-	-	-	-
	2051 St. Malachy's Memorial High School	262	-	-	-	-	-	-	-	-	52	50	77	83
	2336 St. Stephen Elementary School	181	35	41	36	32	37	-	-	-	-	-	-	-
	2338 St. Stephen High School	146	-	-	-	-	-	-	-	-	33	44	43	26

**Table 23. Enrolment in French Immersion by School by Grade, October 1<sup>st</sup>, 2025 (continued)**

School		Total	Grade											
District	School Number and Name		01	02	03	04	05	06	07	08	09	10	11	12
<b>Anglophone South School District</b>														
	2337 St. Stephen Middle School	147	-	-	-	-	-	30	55	62	-	-	-	-
	1819 Sussex Corner Elementary School	75	14	23	17	13	8	-	-	-	-	-	-	-
	1817 Sussex Elementary School	145	33	20	32	25	35	-	-	-	-	-	-	-
	1820 Sussex Middle School	231	-	-	-	-	-	75	63	93	-	-	-	-
	1818 Sussex Regional High School	300	-	-	-	-	-	-	-	-	74	77	74	75
	2062 Westfield School	90	18	15	26	12	19	-	-	-	-	-	-	-
<b>Total - Anglophone South School District</b>		<b>6,906</b>	<b>487</b>	<b>500</b>	<b>457</b>	<b>412</b>	<b>438</b>	<b>723</b>	<b>664</b>	<b>740</b>	<b>570</b>	<b>616</b>	<b>627</b>	<b>672</b>

**Table 23. Enrolment in French Immersion by School by Grade, October 1<sup>st</sup>, 2025 (continued)**

School		Total	Grade											
District	School Number and Name		01	02	03	04	05	06	07	08	09	10	11	12
<b>Anglophone West School District</b>														
	3107 Andover Elementary School	35	15	7	13	-	-	-	-	-	-	-	-	-
	2506 Assiniboine Avenue Elementary School	66	37	29	-	-	-	-	-	-	-	-	-	-
	2602 Barkers Point Elementary School	92	24	22	15	20	11	-	-	-	-	-	-	-
	2641 Bliss Carman Middle School	310	-	-	-	-	-	125	101	84	-	-	-	-
	3018 Carleton North High School	97	-	-	-	-	-	-	-	-	23	28	18	28
	2604 Connaught Street School	155	32	30	35	24	34	-	-	-	-	-	-	-
	2644 Cuffman Street Elementary	86	22	21	15	14	14	-	-	-	-	-	-	-
	2605 Devon Middle School	168	-	-	-	-	-	55	58	55	-	-	-	-
	3009 Florenceville Elementary School	110	30	24	16	20	20	-	-	-	-	-	-	-
	3008 Florenceville Middle School	62	-	-	-	-	-	21	20	21	-	-	-	-
	2608 Forest Hill Elementary School	33	33	-	-	-	-	-	-	-	-	-	-	-
	2635 Fredericton High School	732	-	-	-	-	-	-	-	-	234	206	151	141
	2609 Garden Creek School	177	33	25	46	35	38	-	-	-	-	-	-	-
	2619 George Street Middle School	389	-	-	-	-	-	133	137	119	-	-	-	-
	2508 Gesner Street Elementary School	63	37	26	-	-	-	-	-	-	-	-	-	-
	2642 Gibson-Neill Memorial Elementary School	145	32	35	28	22	28	-	-	-	-	-	-	-
	2643 Hanwell Park Academy	260	36	32	38	29	30	27	39	29	-	-	-	-
	2511 Harold Peterson Middle School	158	-	-	-	-	-	44	59	55	-	-	-	-
	2909 Hartland Community School	35	-	-	-	-	-	14	14	7	-	-	-	-
	2701 Harvey Elementary School	97	17	12	29	16	23	-	-	-	-	-	-	-
	2705 Harvey High School	106	-	-	-	-	-	16	25	13	14	14	11	13
	2509 Hubbard Elementary School	86	-	-	29	35	22	-	-	-	-	-	-	-
	5001 John Caldwell School	124	14	17	8	7	11	9	12	11	8	10	7	10
	2611 Keswick Ridge School	43	10	9	10	14	-	-	-	-	-	-	-	-
	2640 Leo Hayes High School	641	-	-	-	-	-	-	-	-	148	174	165	154
	2634 Liverpool Street Elementary School	122	-	29	21	28	44	-	-	-	-	-	-	-
	2910 Meduxnekeag Consolidated School	174	20	27	22	17	21	23	21	23	-	-	-	-
	2411 Minto Elementary Middle School	66	-	-	-	11	18	10	18	9	-	-	-	-
	2407 Minto Memorial High School	31	-	-	-	-	-	-	-	-	9	-	11	11
	2633 Montgomery Street Elementary School	104	19	19	26	22	18	-	-	-	-	-	-	-
	2802 Nackawic Elementary School	54	10	14	10	10	10	-	-	-	-	-	-	-
	2811 Nackawic Middle School	33	-	-	-	-	-	10	8	15	-	-	-	-
	2801 Nackawic Senior High School	47	-	-	-	-	-	-	-	-	6	4	15	22
	2636 Nashwaaksis Middle School	370	-	-	-	-	-	124	108	138	-	-	-	-
	2639 New Maryland Elementary School	219	43	42	39	48	47	-	-	-	-	-	-	-
	2513 Oromocto High School	203	-	-	-	-	-	-	-	-	54	48	39	62
	2623 Park Street Elementary School	163	32	34	36	31	30	-	-	-	-	-	-	-

**Table 23. Enrolment in French Immersion by School by Grade, October 1<sup>st</sup>, 2025 (continued)**

School		Total	Grade											
District	School Number and Name		01	02	03	04	05	06	07	08	09	10	11	12
<b>Anglophone West School District</b>														
	3105 Perth-Andover Middle School	30	-	-	-	-	-	13	9	8	-	-	-	-
	2624 Priestman Street Elementary School	80	16	27	15	12	10	-	-	-	-	-	-	-
	2512 Ridgeview Middle School	65	-	-	-	-	-	25	25	15	-	-	-	-
	2638 Royal Road Elementary School	129	25	25	28	23	28	-	-	-	-	-	-	-
	3106 Southern Victoria High School	24	-	-	-	-	-	-	-	-	8	6	8	2
	2510 Summerhill Street Elementary School	85	-	-	30	25	30	-	-	-	-	-	-	-
	2645 Sunset Acres Elementary School	117	24	25	25	17	26	-	-	-	-	-	-	-
	2911 Townsview School	232	29	40	31	30	30	24	24	24	-	-	-	-
	2908 Woodstock High School	224	-	-	-	-	-	-	-	-	59	50	50	65
<b>Total - Anglophone West School District</b>		<b>6,842</b>	<b>590</b>	<b>571</b>	<b>565</b>	<b>510</b>	<b>543</b>	<b>673</b>	<b>678</b>	<b>626</b>	<b>563</b>	<b>540</b>	<b>475</b>	<b>508</b>





**Table 24. Dropouts and Enrolment by School District for Grades 7 - 12  
October 1<sup>st</sup>, 2023 to October 1<sup>st</sup>, 2024**

<b>School District</b>	<b>Enrolment K-12</b>	<b>Enrolment 7-12</b>	<b>Number of Dropouts</b>	<b>Percent Dropped Out</b>
<b>Anglophone Districts</b>				
Anglophone East School District	19,254	9,306	99	1.1
Anglophone North School District	7,912	4,200	78	1.9
Anglophone South School District	24,222	12,072	83	0.7
Anglophone West School District	24,348	11,922	110	0.9
<b>Francophone Districts</b>				
District scolaire francophone Nord-Est	8,753	4,340	47	1.1
District scolaire francophone Nord-Ouest	5,030	2,496	18	0.7
District scolaire francophone Sud	16,962	7,500	7	0.1
<b>Anglophone</b>	<b>75,736</b>	<b>37,500</b>	<b>370</b>	<b>1.0</b>
<b>Francophone</b>	<b>30,745</b>	<b>14,336</b>	<b>72</b>	<b>0.5</b>
<b>Province</b>	<b>106,481</b>	<b>51,836</b>	<b>442</b>	<b>0.9</b>