



ALL FIRE

2025 - 26 MEDIA GUIDE



TOYOTA
CENTER





Houston Rockets 2025-26 Media Guide

Toyota Center (1510 Polk Street Houston, TX 77002)
(713) 758-7200

Edited and Compiled by Sean McCloskey

Cover Design by Jose Lopez & Shay Villarreal

Editorial Assistance by Tracey Hughes, Ryan Stevens & Tomorrow Huff

© 2025 Houston Rockets

All NBA and team insignia depicted in this publication are the property of NBA Properties, Inc. and the respective teams of the NBA and may not be reproduced for commercial purposes without the prior written consent of NBA Properties, Inc.

The information contained in this publication was compiled by the Houston Rockets and is provided as a courtesy to our fans and the press and may be used only for personal or editorial purposes. Any commercial use of this information is prohibited without the prior written consent of the Houston Rockets.

Table of Contents

General Information

Media Guide Credits.....	1
Table of Contents.....	2
Rockets 2025 Preseason Roster.....	3
Rockets Directory.....	4-6
Owner Tilman J. Fertitta.....	8-9
Alternate Governor Patrick Fertitta.....	10
Leadership.....	11

Basketball Operations

Head Coach Ime Udoka.....	14
Rockets Basketball Operations.....	15-16
Training Center.....	18

Players

Steven Adams.....	20-22
Clint Capela.....	23-26
Isaiah Crawford.....	27-28
JD Davison.....	29-30
Kevin Durant.....	31-35
Tari Eason.....	36-38
Doran Finney-Smith.....	39-41
Jeff Green.....	42-45
Kevon Harris.....	46-47
Aaron Holiday.....	48-49
Cameron Matthews.....	50
Josh Okogie.....	51-52
Alperen Sengun.....	53-55
Reed Sheppard.....	56-57
Jabari Smith Jr.....	58-59
Jae'Sean Tate.....	60-62
Amen Thompson.....	63-64
Fred VanVleet.....	65-67

Business Team

Rockets Executives.....	70
Rockets Business Team.....	71-76
Rockets Entertainers.....	78-79
Clutch City Foundation & Community.....	80-82
Toyota Center.....	83

2024-25 In Review

Season Statistics.....	86
Game-by-Game Results.....	87
Season Highs.....	88
Season Breakdown.....	89
Game-by-Game Statistics.....	90-91
Superlatives.....	92
Miscellaneous Statistics.....	93
Games Missed.....	94
Quarter-by-Quarter Scoring.....	95
Miscellaneous Scoring.....	96
Standings.....	97
League Leaders & Team Stats.....	98-102
Transactions & 2025-26 Key Dates.....	103

Records

Rockets Career Leaders.....	106-107
Rockets 40-Point Club.....	108-109
Opponents 40-Point Club.....	110-111
Rockets Team Records.....	112-114
Opponents Team Records.....	115-117
Rockets Individual Records.....	118-121
Opponents Individual Records.....	122
Rockets Rookie Records.....	123
Rockets All-Time Coaching Summary.....	123
Toyota Center Team Records.....	124-125
Toyota Center Individual Records.....	126-127
Rockets All-Time Preseason Records.....	127
Triple-Doubles.....	128
Record by Months.....	129
Rockets Conference/Division Records.....	130
Yearly Streaks.....	131
Record vs. Opponents & Overtime.....	132
High Scorers vs. Opponents.....	133
Rockets Miscellaneous Records.....	134

History

History of the Rockets.....	138-139
22-Game Winning Streak.....	140
Overall Record.....	142
Home Attendance.....	143
Retired Numbers: Clyde Drexler.....	144
Retired Numbers: Elvin Hayes.....	145
Retired Numbers: Moses Malone.....	146
Retired Numbers: Calvin Murphy.....	147
Retired Numbers: Hakeem Olajuwon.....	148
Retired Numbers: Rudy Tomjanovich.....	149
Retired Numbers: Yao Ming.....	150
Carroll Dawson.....	151
Rockets in the Hall of Fame.....	152-153
Rockets NBA Honors.....	154-155
Rockets in All-Star Games.....	156-157
Rockets on U.S. National Teams.....	158
Rockets All-Decade Teams.....	158
Rockets Dates & Deals.....	159-174
Rockets in the Draft.....	175-177
All-Time Uniform Numbers.....	178-180
Ownership Chronology.....	180
Year-by-Year Team Statistics.....	182-239
Rockets All-Time Roster.....	241-262

Playoffs

Rockets in the Playoffs.....	264
Year-by-Year Results.....	265-272
Year-by-Year Statistics.....	273-281
Cumulative Playoff Statistics.....	282
Rockets All-Time Playoff Leaders.....	283-284
Best Playoff Series.....	284
Playoff 40-Point Club.....	285
Playoff Statistical Achievements.....	285
Playoff Records.....	286-289
Playoff Series Records.....	290

Opponents Information

NBA Directory.....	292
Atlanta Hawks.....	293
Boston Celtics.....	294
Brooklyn Nets.....	295
Charlotte Hornets.....	296
Chicago Bulls.....	297
Cleveland Cavaliers.....	298
Dallas Mavericks.....	299
Denver Nuggets.....	300
Detroit Pistons.....	301
Golden State Warriors.....	302
Indiana Pacers.....	303
Los Angeles Clippers.....	304
Los Angeles Lakers.....	305
Memphis Grizzlies.....	306
Miami Heat.....	307
Milwaukee Bucks.....	308
Minnesota Timberwolves.....	309
New Orleans Pelicans.....	310
New York Knicks.....	311
Oklahoma City Thunder.....	312
Orlando Magic.....	313
Philadelphia 76ers.....	314
Phoenix Suns.....	315
Portland Trail Blazers.....	316
Sacramento Kings.....	317
San Antonio Spurs.....	318
Toronto Raptors.....	319
Utah Jazz.....	320
Washington Wizards.....	321

NBA G League

NBA G League Information.....	324-325
G League 2024-25 In Review.....	326
Rio Grande Valley Vipers.....	327

Houston Rockets

2025 Preseason Roster (as of 10/16/25)

No.	Name	Pos.	Ht.	Wt.	D.O.B.	Prior to NBA/Home Country	Yrs. Pro
00	Kevon Harris*	G	6-6	220	6/24/97	Stephen F. Austin/USA	3
0	Aaron Holiday	G	6-0	185	9/30/96	UCLA/USA	7
1	Amen Thompson	G/F	6-7	215	1/30/03	Overtime Elite/USA	2
2	Dorian Finney-Smith	F	6-7	225	5/4/93	Florida/USA	9
4	JD Davison*	G	6-3	215	10/3/02	Alabama/USA	3
5	Fred VanVleet	G	6-0	193	2/25/94	Wichita State/USA	9
7	Kevin Durant	F	6-10	240	9/29/88	Texas/USA	18
8	Jae'Sean Tate	F	6-5	226	10/28/95	Ohio State; Sydney (NBL)/USA	5
9	Cameron Matthews	F	6-7	235	12/23/01	Mississippi State/USA	R
10	Jabari Smith Jr.	F	6-11	213	5/13/03	Auburn/USA	3
12	Steven Adams	C	6-11	265	7/20/93	Pittsburgh/New Zealand	12
15	Reed Sheppard	G	6-3	182	6/24/04	Kentucky/USA	1
17	Tari Eason	F	6-8	217	5/10/01	Louisiana State/USA	3
20	Josh Okogie	G	6-4	210	9/1/98	Georgia Tech/Nigeria	7
27	Isaiah Crawford*	F	6-6	220	11/1/01	Louisiana Tech/USA	1
28	Alperen Sengun	C	6-11	255	7/25/02	Besiktas (TBSL)/Türkiye	4
30	Clint Capela	C	6-10	240	5/18/94	Elan Chalou/Switzerland	11
32	Jeff Green	F	6-8	235	8/28/86	Georgetown/USA	17

* Two-Way contract

Head Coach: Ime Udoka

Assistant Coaches: Ben Sullivan, Royal Ivey, Garrett Jackson, Cam Hodges, Will Dunn, Josh Bostic, Robbie Lemons

Head Athletic Trainer/Director of Athlete Care & Science: Jason Biles

Director of Athletic Performance: Willie Cruz

Pronunciations

Ime Udoka (ee-MAY ooh-DOH-ka)

Royal Ivey (roy-AL)

Tari Eason (TAR-ee)

Kevon Harris (Key-von)

Josh Okogie (uh-KOH-ghee)

Alperen Sengun (al-pah-ron shen-gün)

Jae'Sean Tate (JAY-shawn)

Amen Thompson (ah-MEN)

Numerical Roster

00	Kevon Harris	8	Jae'Sean Tate	27	Isaiah Crawford
0	Aaron Holiday	9	Cameron Matthews	28	Alperen Sengun
1	Amen Thompson	10	Jabari Smith Jr.	30	Clint Capela
2	Dorian Finney-Smith	12	Steven Adams	32	Jeff Green
4	JD Davison	15	Reed Sheppard		
5	Fred VanVleet	17	Tari Eason		
7	Kevin Durant	20	Josh Okogie		

Rockets Directory

Executive

Owner.....	Tilman J. Fertitta
President of Business Operations.....	Gretchen Sheirrt
Executive Vice President & General Counsel, Fertitta Entertainment.....	Steve Scheinthal
Executive Vice President & CFO, Fertitta Entertainment.....	Rick Liem
Director, Fertitta Entertainment.....	Michael C. Fertitta
Director, Fertitta Entertainment & Alternate Governor.....	Patrick J. Fertitta
Outside Counsel, Baker Botts L.L.P.....	Michael Goldberg
General Counsel.....	Clay Allen
General Manager, Senior Vice President Toyota Center.....	Doug Hall
Chief Operating Officer.....	Ryan Tanke
Chief Financial Officer.....	Larry Kaiser
Sr. Vice President, Corporate Partnerships.....	Tom Fletcher
Sr. Vice President, Ticketing and Premium Seating.....	Zee French
Sr. Vice President, Performance Marketing & Business.....	Laura Meyer
Vice President, Information Technology.....	Mark Campbell
Vice President, Business Development.....	Sarah Gibson
Vice President, Communications.....	Tracey Hughes
Vice President, Community & Events.....	Sarah Joseph
Vice President, Corporate Partnerships.....	Dawn Keen
Vice President, Ticket Operations.....	Eric Marglous
Vice President of Arena Operations/AGM - Toyota Center.....	Leigh Mastaglio
Vice President, Strategic Planning.....	Samir Mayur
Vice President, Booking & Event Operations.....	Duane Scott
Vice President, Digital Marketing.....	Paul Suarez

Basketball Operations

General Manager.....	Rafael Stone
Executive Vice President of Basketball Operations & Assistant General Manager.....	Eli Witus
Head Coach.....	Ime Udoka
Assistant Coaches.....	Ben Sullivan, Royal Ivey, Garrett Jackson, Cam Hodges, Will Dunn, Josh Bostic, Robbie Lemons
Basketball Operations Staff.....	Francis Adu, D.J. Augustin, Sam Berenberg, Jason Biles, Joseph Blair, Aaron Blackshear, Harley Borish, Daniel Bratulić, Aaron Bright, Matt Bullard, Ricky Canales, Willie Cruz, Jake Flancer, Motoki Fujii, Kevin Gamble, Jeremy Garcia, Örhun Güngören, David Harvey, Adil Hassan, Jeremy Hassler, Elijah Hazekamp, Dion Herrington, Ross Homan, Neil Johnson, Keith Jones, Robbie Keck, Rodrick Kelly, Nicholas Kiriazis, Scott Kneller, Ed Kupfer, Matt McQuaid, Riley Miller, Walker Miller, Paul Newman, Anthony Nila, Djordje Obradovic, Tim Owens, Jim Paulis, Javier Pesquera, Ed Pinckney, Dexter Pittman, Marko Radovanovic, Jason Roman, Ben Rubin, Quinton Sawyer, Joseph Square, Travis Stockbridge, Eddie Reed, Isaiah Torres, Christian Vasquez, Chris Wallace, Kristin Williams, Cole Zwicker
Team Chefs.....	Jesus Cano, Ivan Cruz
Team Healthcare Provider: Memorial Hermann.....	Dr. Rehal Bhojani, Dr. Bonnie Gregory, Dr. James Muntz, Dr. Felecia Powell-Williams, Dr. Rod J. Turner

Box Office

Director, Ticket Operations.....	Geovana Ponce
Sr. Manager, Ticket & Box Office Operations.....	Zanetta Jones
Supervisor, Box Office Operations.....	Jessica Mansanarez
Ticket Operations Representatives.....	Rebekah Hopkins, Jonathan Samaniego

Broadcasting

Television Announcers.....	Craig Ackerman, Ryan Hollins, Vanessa Richardson (Space City Home Network)
Television Studio Hosts.....	Kevin Eschenfelder, Calvin Murphy
Radio Announcers.....	Matt Thomas, Adam Clanton, Adam Wexler (KBME SportsTalk 790 AM, KTRH NewsRadio 740 AM)
Spanish Radio Announcer.....	Adrian Chavarria (Qué Buena 102.9)

Corporate Development

Sr. Director, Corporate Sales.....	Scott Keaton
Director, Corporate Activation.....	Avani Sharma
Director, Corporate Sales.....	Brett Carroll, Youyou Lu
Sr. Manager, Corporate Sales.....	Dane Jensen
Manager, Corporate Sales.....	Eric Pacheco
Managers, Partnership Activation.....	Anna DiCecco, Sloane Evans, Liane Fisher, Clay Brunner
Coordinators, Partnership Activation.....	Michael Talisman, Olivia West
Graphics Design Specialist.....	Sydney Crawford
Business Intelligence and Performance Coordinator.....	Jackson Jeffcoat

Finance & Administration

Sr. Director, Human Resources.....	Kristen Harper
Manager, Human Resources.....	Covondra Lewis
Sr. Employment Coordinator.....	Melissa Ramirez
Sr. Coordinator, Business Operations.....	Alisha Naik
Manager, Administrative Services.....	Terri Glenn
Administrative Services Coordinator.....	Michael Moore
Sr. Director, Accounting.....	Lewis Madsen
Director, Financial Analysis.....	William Helin-Glick
Assistant Controller.....	Richy George
Sr. Accountant.....	Carter Roth
Staff Accountants.....	Lam Vo, Hashem Hamidaddin
Sr. Accounts Payable Coordinator.....	Jacqueline Muckelroy
Payroll Manager.....	Alysha Carrier
Payroll/HR Assistant.....	Alexis Hernandez
Director, Information Technology.....	Marcus Antoine
Manager, Information Technology Event Support.....	Jennifer Hockless
Information Technology Application Support Specialist.....	Eric Barrella
Information Technology Operations Analyst.....	Derrick Morton
Information Technology Network Engineer.....	Ashley Tillman
Information Technology Identity & User Experience Coordinator.....	Bryson Cole
Senior Team Counsel.....	Sam Strantz

Marketing & Strategy

Sr. Director, Business Intelligence & Innovation	Micah Kamla
CRM Administrator	Jacob Kauffman
Digital Products & Data Specialist	Jaden Zhang
Backend Data Engineer	Austin Taylor
Front-End Engineer	Jennifer Tieu
Director, Social Media	Hiren Joshi
Sr. Coordinator, Social Media	Hannah Peery
Social Media Coordinators	Jerald Rogers, Leigh Vo
Team Photographer	Trevor Patin
Director, Community Relations	Jessica Mikkell
Manager, Community Relations	Ricky Gomez
Sr. Coordinator, Community Relations	Catrice Roggerson
Sr. Creative Director	Jose Lopez
Art Director	Derek Blalock
Sr. Graphic Designer	Shay Villarreal
Graphic Designer	Hannah Morehead
Sr. Director, Programming	Jim Adessa
Manager, Broadcast Operations	Paul Woo
Motion Graphics Designers	David Congdon, Ievgen Komashko
Director, Production	Michael Canella
Sr. Manager, Production	Ben Sledge
Video/Producer Editors	Ryan Hoelscher, Matt Michel, Adam Simmons, Maggie Roback
Junior Producer	Jordan Sennett
Sr. Director, Retail Development and Operations	Kara Infante
Director, Retail Operations	Paul Espinosa
Retail Buyer	Victoria Vazquez
Retail Operations Coordinator	Austin Kimbrough
Manager, Team Shop	Therlyn Tillis
Manager, E-Commerce	Nicholas Anders
Director, Live Programming & Entertainment	Natalie Alvarado
Manager, Game Presentation	Kayla Wyman
Entertainment Specialist	Jackie De La Garza
Entertainment Coordinator	Joseph Barron
Manager, Live Production	Jose Limon
Director, Brand Experience	Leilani Costa
Brand Experience Coordinators	Amanda Lowe, Joshua Khim
Director, Arena Marketing	Torrie Hardcastle
Manager, Arena Marketing	Alyssa Patani
Director, Integrated Marketing	Cyntavia Thornton-Carter
Director, Marketing Operations	Taylor French
Manager, Digital Marketing	Andrew Anderson
Marketing Operations Coordinator	Alina Siddiqui
Email Marketing Coordinator	Matthew Caldwell
Marketing Coordinator	Robert Lane
Director, Digital Media Production	Terrance Daniels
Sr. Digital Producer	John Cobb
Digital Producer	Nathan Perrello

Communications

Sr. Manager, Communications	Sean McCloskey
Sr. Manager, Corporate Communications	Ryan Stevens
Sr. Coordinator, Communications	Tomorrow Huff

Sales & Services

Sr. Director, Membership Services	Chris Costa
Director, Membership Sales	Jesse Salazar
Director, Premium Accounts	Brandon Moss
Manager, Premium Accounts	Samantha Vaden
Director, Suite Activation	Courtney Hager
Sr. Manager, Suite Activation	Cortez Nichols
Manager, Suite & Premium Activation	Amanda Goldstein
Sr. Manager, Membership Services	Shelita Young
Director, Suite & Event Sales	Jared Capozzi
Manager, Group Sales	Elizabeth Lloyd
Assistant Manager, Group Sales	Dolores Townley
Group Sales Account Executives	Emmanuel Bermejo, Bryana Novegil, Dylan Brast
Sr. Premium Sales Executive	Jake Seaboch
Manager, Inside Sales	Robert Mainor
Membership Account Executives	Darius Smith, Shanda Swift, Jayla Grant, Luis Rodriguez, Chace Young, Mitchell Mostyn, Taylor Stickey
Membership Services Executives	Julian Gonzalez
Ticket Sales Analyst	Kyle Akers, Amanda Ferguson
Sales & Services Coordinator	Sydney Ying
Suite Account Executives	Trevor Smyth, Cody Vanghel, Cameron Schroeder
Sr. Membership Services Executives	Sarah Romero, Bryan Taylor

Rockets Directory

Toyota Center Operations

Sr. Director, Security & Guest Experience	Cedrick Edwards
Manager, Security	Lindon Bond
Security Coordinators	Hakeem Allonce, Alexis Pinon
Director, Scoreboard Operations	Kevin Burgess
Managers, Audio/Visual & Scoreboard	Scott Foulkrod, Tony Clements
Sr. Coordinator, AV	Laura Hardwick
Manager, Guest Experience	Jessica Stanley
Guest Experience Coordinator	Morgan Montalbano
Director, Event Operations	Courtney Clay
Manager, Booking	Victoria Ortega
Event Manager	Lacie Coleman
Event Coordinators	Olivia Keck, An Dang
Booking & Event Coordinator	Alyssa Moyle
Sr. Director, Facility Operations	Carlos Sepulveda
Director, Facility Operations	Ryan Thormaehlen
Director, Engineering	Edgar Portillo
Sr. Manager, Facility Services	Cyrus Mitchell
Sr. Maintenance Supervisor	Troy Ford
Manager, Facility Services	Juan Castillo
Asst. Chief Engineer/Energy Management Technician	Roderick Collins
Building Operators	Tajma Baker, Kelly Lemond, Chris George, Jose R. Hernandez
Building Electricians	Daniel O'Malley, Martin Mendez, Jordan Ronsonette
Building Carpenters	Don Allen, Jesus De Leon
Manager, Facility Services Conversion	Norman Jackson
Supervisor, Facility Services	Inmar Alvarez
Supervisor, Event Shift	Eddie Allen
Facility Services, Event Staff	Celestino Barcenas, Vincent Bradford, Richard Furgison, Kenya Freeman, Delondre Roy, Jose L. Hernandez, Markease Deckard
Facility Services/Shipping & Receiving	Jeremiah Allen
Manager, Planning, Projects & Facility Operations	Malcolm Perry
Facilities Office Manager	Joshelyn Contreras
Facilities Manager, Memorial Hermann Houston Rockets Training Center	Aryon Mitchell

CLUTCH CITY MEET YOUR NEW MVP



TRD OFF-ROAD



TOYOTA

Official Vehicle of the Houston Rockets



THE TOYOTA TACOMA

With clutch performance and adventure-driven features, the Tacoma is ready to rise to any occasion.

toyota.com/tacoma

Tilman J. Fertitta

Owner



Tilman Fertitta, a Houston native, is an accomplished businessman and recognized as a world leader in the dining, hospitality, entertainment, and gaming industries and is referred by Forbes as “the world’s richest restaurateur.” Fertitta currently serves as the United States Ambassador to Italy and San Marino and is the sole owner of Fertitta Entertainment which owns the restaurant giant Landry’s, Golden Nugget Hotel and Casinos, and the NBA’s Houston Rockets.

Through his restaurant and hospitality company Landry’s, Fertitta owns more than 600 properties in 36 states and in over 15 countries. He is also one of the largest employers in the nation with more than 50,000 employees. His restaurants include a signature collection of more than 60 award-winning restaurant concepts such as Catch, Mastro’s Steakhouse and Ocean Club, Morton’s The Steakhouse, Del Frisco’s Double Eagle Steakhouse, Palm, Chart House, Landry’s Seafood House, Rainforest Cafe, Saltgrass Steak House, Bubba Gump Shrimp Co. and many more.

He also owns and operates hospitality and entertainment venues, including the iconic Golden Nugget Hotel and Casino brand, currently with seven locations throughout the United States, including Las Vegas, Lake Tahoe and Laughlin, NV; Atlantic City, NJ; Biloxi, MS; Cripple Creek, CO and Lake Charles, LA. Additionally, he is the largest shareholder with a 12.5% stake in Wynn Resorts and the largest individual shareholder in the global online gaming giant DraftKings; with this Fertitta has positioned himself as a major influence in the world’s premier luxury and gaming brands.

Fertitta’s hotel division boasts two Forbes Five-Star properties, the oceanfront property Montage Laguna Beach Resort Hotel and Texas’s only Forbes Five-Star Hotel and Spa, The Post Oak Hotel at Uptown Houston. Fertitta’s Post Oak Hotel encompasses Houston’s premiere luxury shopping destination, the River Oaks District, as well as Post Oak Motor Cars, an award-winning dealership home to Bentley, Rolls-Royce, and Bugatti. In addition, he owns the historic Hunting Inn in the East Hamptons, the AAA Four-Diamond award-winning The San Luis Resort, Spa and Convention Center, The Westin Houston Downtown, and many other notable regional hotels. His entertainment destinations include the Galveston Island Historic Pleasure Pier, Kemah Boardwalk, Downtown Aquarium Denver, Nashville and Houston and Tower of The Americas in San Antonio which are all featured on the Forbes, Travel Channel and USA Today’s top five lists of attractions.

Fertitta purchased the NBA’s Houston Rockets in 2017 for a record at the time of \$2.2 billion and is the sole owner of the team. During his first year as owner, the Rockets advanced to the Western Conference Finals and set the franchise record for the most wins in a single season.

An influential business figure, Fertitta starred in his own TV show on CNBC called Billion Dollar Buyer. Fertitta first debuted on the Forbes 400 list in 2012 and is frequently featured in the nation’s top financial and industry publications. He is also a frequent guest of prominent national business and sports programs on networks like CNBC, MSNBC, Bloomberg, ESPN, and Fox. He is considered one of the foremost authorities in the restaurant, gaming, entertainment and hospitality industries and released his first business book “Shut up and Listen” with HarperCollins Publishing in September 2019, which skyrocketed to New York Times, Wall Street Journal, USA Today and Publishers Weekly best sellers lists, as well as being listed as the #1 Business Book for new releases on Amazon within the first week.

Fertitta’s many personal honors include - Entrepreneur of the Year Award from Ernst & Young and induction into the Texas Business Hall of Fame as the second youngest inductee, Amusement Today’s Person of the Year, Casino Journal’s Executive of the Year and is one of Restaurant News’ top executives almost yearly. In honor of his contributions to the travel and tourism industry in Texas, Fertitta was the recipient of the Texas Travel Industry Association’s Heritage Award, Restaurateur of the Year by the Greater Houston Restaurant Association and named Executive of the Year by the Houston Sports Authority.

Additionally, Fertitta served as Chairman of the Board of Regents at the University of Houston System for over 11 years, until being appointed as U.S. Ambassador to Italy, where the Fertitta Center (sports arena) and the Tilman J. Fertitta Medical School have been named in his honor.

Alternate Governor Patrick Fertitta

Alt. Governor

Patrick Fertitta Alternate Governor

Patrick Fertitta serves as an Alternate Governor for the Houston Rockets, playing an active role in both the business and basketball operations of the organization. He works closely with President of Business Operations Gretchen Sheirr on strategic initiatives including marketing, branding, and fan engagement, while also collaborating with General Manager Rafael Stone on roster construction and team development.

In 2024, Patrick was named to The Athletic's "NBA 40 under 40" list which highlights top young leaders within the league. He was also featured in Houston CityBook's "Cool 100" list, spotlighting influential Houstonians making an impact across industries. He frequently co-hosts charitable initiatives alongside his family, supporting organizations such as the Clutch City Foundation, Houston Children's Charity, and the Houston Police Foundation.

Patrick also serves as a Director at Fertitta Entertainment, the parent company of the Rockets, restaurant giant Landry's, and Golden Nugget Hotels and Casinos. Fertitta Entertainment is a global leader in the dining, hospitality, entertainment, and gaming industries with over 600 properties worldwide - including more than 60 award-winning restaurant brands - and over 50,000 employees. In his role, Patrick partners with executive teams across the Rockets, Landry's, and Golden Nugget to drive innovation, business strategy, and growth.

Patrick earned his Bachelor's degree in Business Administration from the University of Southern California's Marshall School of Business before returning to his hometown of Houston.



Gretchen Sheirr **President of Business Operations**

Gretchen Sheirr was named President of Business Operations of the Houston Rockets in May of 2021. She originally joined the organization in 2001 as a season ticket executive and steadily advanced through leadership roles including Vice President of Sales & Service, Chief Revenue Officer, and Chief Operating Officer.

In addition to overseeing day-to-day business functions for the Rockets, Sheirr manages Toyota Center, one of the nation's premier live entertainment venues, and serves as an Alternate Governor for the Fertitta Family on the NBA Board of Governors.

Rockets season memberships have grown significantly under Sheirr, with enrollment climbing by more than 25 percent compared to the previous season. During that period, Houston ranked among the NBA's top three teams in membership growth.

Sheirr played a pivotal role in creating a joint venture between the Rockets and the Houston Astros to acquire the teams' regional broadcast network, which was rebranded as Space City Home Network. In the summer of 2024, she helped secure the naming rights of the Rockets state-of-the-art training center with Memorial Hermann, which also became the team's jersey sponsor. Additionally, Memorial Hermann rebranded its Orthopedic and Sports Medicine franchises to include the Houston Rockets name.

On the arena side, Sheirr negotiated a long-term extension of Toyota Center's naming rights and launched a series of renovations, including new seating and a venue-wide video transformation, highlighted by a cutting-edge 6,200 square-foot scoreboard.

Under Sheirr's leadership, the Rockets have strengthened their commitment to the Houston community through the Clutch City Foundation, including bringing back an annual gala to raise funds and awareness. She is a founding board member of WISE Houston, serves on the boards of March of Dimes Houston, the Greater Houston Partnership and USA Diving.

A native of Spring, Texas, Sheirr graduated from Louisiana State University with a degree in marketing, where she was also a four-year letter winner as a diver. In 2017, she was recognized by Sports Business Journal as one of its Forty Under 40, honoring the top young professionals in the industry. Sheirr and her husband, Ken, have twins, Zachary and Jordan.

Rafael Stone **General Manager**

Rafael Stone was named General Manager of the Houston Rockets on Oct. 15, 2020. He originally joined the organization in 2005 as General Counsel and was promoted to Executive Vice President of Basketball Operations & General Counsel on April 19, 2019.

In the summer of 2025, Houston acquired 15-time All-Star Kevin Durant from Phoenix as part of the first seven-team trade in NBA history. Entering 2025-26, ESPN.com had Houston ranked second in its "Future Power Rankings," evaluating three-year outlooks for teams across the league.

In 2024-25, Stone finished fourth in voting for NBA Executive of the Year after the Rockets posted the second-best record in the Western Conference to earn their first playoff appearance since 2019-20. Alperen Sengun, the 16th pick in the 2021 NBA Draft, made his All-Star debut at 22 years old. Amen Thompson, the fourth overall pick in 2023, was named All-Defensive First Team, becoming just the ninth player in league history to have achieved that honor within the first two seasons of a career.

From 2021 through 2024, Houston acquired nine players from the first round of the draft, including a top-four pick each year. The foundation for this rebuild was a four-team trade Stone orchestrated in January of 2021, which sent James Harden to Brooklyn in exchange for multiple unprotected first round picks and swap rights. Stone later leveraged the remaining assets from that deal into future draft capital tied to Phoenix.

A Seattle native, Stone earned degrees in history and political science from Williams College in Massachusetts, where he played four seasons of Division III basketball. He went on to graduate from Stanford Law School before beginning his legal career specializing in Mergers and Acquisitions.

Stone and his wife, Felicia, have three children: Gerard, Madison, and Trace.



ROCKETS FANS DESERVE



THE OFFICIAL SOFT DRINK OF
THE HOUSTON ROCKETS

Basketball Operations



Basketball Operations

Ime Udoka Head Coach

Ime Udoka [ee-MAY ooh-DOH-ka] was named the 15th head coach in franchise history on April 25, 2023. In two seasons with the Rockets, he has compiled a 93-71 mark and has a career head coaching record of 144-102. Since joining Houston, Udoka has been named Western Conference Coach of the Month three times.

Udoka was a finalist for Coach of the Year in 2024-25 after the Rockets finished second in the Western Conference with a record of 52-30 to earn their first playoff appearance since 2019-20. Dating back to 2000-01, Houston became the 11th team to have secured a top-two seed in their conference after missing the playoffs the previous season. The Rockets finished sixth in scoring defense last season and had the league's best rebounding differential going back to 2016-17.

The Rockets went 41-41 in his first season as head coach in 2023-24 after posting a 22-60 record in 2022-23. That tied for the second-biggest increase in win total from one season to the next in franchise history. Houston led the league in 3-point defense and allowed the fewest fast break points after giving up the most of any team over the previous three seasons combined.

In his lone season as head coach of Boston in 2021-22, Udoka helped the Celtics bounce back from a .500 record the previous season to win 51 games, capped off with a run to the NBA Finals which included Game 7 victories over Milwaukee and Miami. Udoka's Celtics ranked first in the league in both field goal defense and fewest points allowed in 2021-22 after the team ranked 13th in defensive rating the previous season. He was a two-time winner of the Eastern Conference Coach of the Month award and finished fourth in voting for Coach of the Year.

Prior to becoming head coach of the Celtics, Udoka was an assistant coach on Gregg Popovich's San Antonio staff from 2012-13 through 2018-19, Brett Brown's Philadelphia staff in 2019-20 and Steve Nash's Brooklyn staff in 2020-21. Those teams made the playoffs in each of Udoka's nine seasons as an assistant, with the Spurs winning the title in 2013-14. Udoka was also a member of Popovich's staff for USA Basketball during the 2020 Tokyo Olympics and the 2019 FIBA World Cup.

As a player, Udoka spent parts of seven seasons in the NBA from 2003-04 through 2010-11 while appearing in 316 games with 80 starts. After going undrafted in 2000, he had brief stints with the Los Angeles Lakers and New York but spent most of his time in the NBA Development League and playing overseas.

In 2005-06, Udoka was named All-NBA Development League First Team and was the winner of the the Jason Collier Sportsmanship Award, which honors the player who best represents the ideals of character and conduct on and off the court. Udoka leveraged that success into his first full NBA season, which came as a 29-year-old for Portland in 2006-07. The following season, he helped the Spurs reach the Western Conference Finals. During his career, Udoka played for Popovich, Phil Jackson, Larry Brown, Nate McMillan and Paul Westphal.

Udoka, whose father was of Nigerian decent, represented the Nigerian national team and was the team's leading scorer at the 2006 FIBA World Championships. His sister, Mfon, played in the WNBA including for the Houston Comets in 2003 and the head of Beacon College's women's basketball team.



NBA Coaching Career

Season	Team	Role	Head Coach	Record	Playoffs
2012-13	San Antonio	Assistant Coach	Gregg Popovich	58-24	Lost NBA Finals
2013-14	San Antonio	Assistant Coach	Gregg Popovich	62-20	Won NBA Finals
2014-15	San Antonio	Assistant Coach	Gregg Popovich	55-27	Lost First Round
2015-16	San Antonio	Assistant Coach	Gregg Popovich	67-15	Lost Conference Semifinals
2016-17	San Antonio	Assistant Coach	Gregg Popovich	61-21	Lost Conference Finals
2017-18	San Antonio	Assistant Coach	Gregg Popovich	47-35	Lost First Round
2018-19	San Antonio	Assistant Coach	Gregg Popovich	48-34	Lost First Round
2019-20	Philadelphia	Assistant Coach	Brett Brown	43-30	Lost First Round
2020-21	Brooklyn	Assistant Coach	Steve Nash	48-24	Lost Conference Semifinals
2021-22	Boston	Head Coach		51-31	Lost NBA Finals
2023-24	Houston	Head Coach		41-41	
2024-25	Houston	Head Coach		52-30	Lost First Round

Basketball Operations



Francis Adu



Sam Berenberg



Dr. Rehal Bhojani



Jason Biles



Joseph Blair



Harley Borish



Josh Bostic



Aaron Bright



Matt Bullard



Ricky Canales



Willie Cruz



Will Dunn



Jake Flancer



Motoki Fujii



Jeremy Garcia



Dr. Bonnie Gregory



Orhun Güngören



David Harvey



Adil Hassan



Jeremy Hassler



Elijah Hazekamp



Cam Hodges



Ross Homan



Royal Ivey



Garrett Jackson



Keith Jones



Robbie Keck



Rodrick Kelly



Nicholas Kiriazis



Scott Kneller



Robbie Lemons



Matt McQuaid



Walker Miller



Dr. James Muntz



Anthony Nila

Basketball Operations



Tim Owens



Jim Paulis



Ed Pinckney



Dr. Felecia Powell-Williams



Marko Radovanovic



Eddie Reed



Jason Roman



Joseph Square



Travis Stockbridge



Ben Sullivan



Dr. Rod J. Turner



Christian Vasquez



Chris Wallace



Kristin Williams



Eli Witus



Cole Zwicker



You are in the hands of unparalleled orthopedic care.

Our care revolves around you, to get you back on your game and keep you there. Whether you need relief from tendinitis or a torn ligament, you'll get the same leading-edge treatments that we provide to the Houston Rockets. To help you come back sooner and stronger. This is orthopedic care designed around you.

memorialhermann.org/orthopedics




Official health care provider of the Houston Rockets

Memorial Hermann | Houston Rockets Training Center

During the summer of 2024, construction was completed on Memorial Hermann | Houston Rockets Training Center. The state-of-the-art complex is located minutes north of the Post Oak Hotel and provides triple the space of what the team has available at Toyota Center. Memorial Hermann | Houston Rockets Training Center includes offices for the basketball operations staff.

Basketball Operations




<<<Return to Table of Contents

Players



#12 Steven Adams



Personal Info

Height	6-11	High School	Notre Dame Prep (Fitchburg, Mass.)
Weight	265	College	Pittsburgh
Birthdate	7/20/93	NBA Experience	12
Birthplace	Rotorua, New Zealand	Drafted	2013 (12th overall) by Oklahoma City

Career Highs

	Regular Season	Playoffs		Regular Season	Playoffs
PTS	27 vs. Min 12/1/17	19 at Uta 4/27/18	OR	13 vs. Sac 1/1/23	9 vs. Hou 8/31/20
FGM	12 (2 times)	9 at Uta 4/27/18	DR	16 (2 times)	14 at SA 5/2/16
FGA	20 at Den 12/14/18	14 at Por 4/14/19	TR	23 (2 times)	17 at SA 5/2/16
3FGM	1 at NO 2/13/20		AST	10 vs. OKC 1/6/21	3 (7 times)
3FGA	1 (17 times)	1 (3 times)	STL	6 vs. Den 3/24/14	3 at Por 4/14/19
FTM	8 (3 times)	9 at GS 5/2/5	BLK	6 vs. Hou 11/16/14	5 at Mem 5/1/14
FTA	12 (3 times)	17 at GS 5/2/25	MIN	50:59 at Phi 12/15/17	41:01 vs. SA 5/6/16

Career Statistics

REGULAR SEASON

YEAR	G-S	MIN	FGM-A	PCT	3FGM-A	PCT	FTM-A	PCT	REBOUNDS	AST	PF-D	ST	TO	BLK	TP	RPG	APG	PPG	
2013-14	Okl. City	81-20	1197	93-185	.503	0-0	---	79-136	581	142-190-332	43	203-3	40	71	57	265	4.1	0.5	3.3
2014-15	Okl. City	70-67	1771	217-399	.544	0-2	---	103-205	502	199-324-523	66	222-3	38	99	86	537	7.5	0.9	7.7
2015-16	Okl. City	80-80	2014	261-426	.613	0-0	---	114-196	582	219-314-533	62	223-2	42	84	89	636	6.7	0.8	8.0
2016-17	Okl. City	80-80	2389	374-655	.571	0-1	---	157-257	611	281-332-613	86	195-1	89	146	78	905	7.7	1.1	11.3
2017-18	Okl. City	76-76	2487	448-712	.629	0-2	---	160-286	559	384-301-685	88	215-1	92	128	78	1056	9.0	1.2	13.9
2018-19	Okl. City	80-80	2669	481-809	.595	0-2	---	146-292	500	391-369-760	124	204-3	117	135	76	1108	9.5	1.6	13.9
2019-20	Okl. City	63-63	1680	283-478	.592	1-3	.333	117-201	582	207-376-583	146	122-1	51	94	67	684	9.3	2.3	10.9
2020-21	New Orleans	58-58	1604	189-308	.614	0-3	---	60-135	444	213-301-514	111	113-0	54	78	38	438	8.9	1.9	7.6
2021-22	Memphis	76-75	1998	210-384	.547	0-1	---	108-199	543	349-411-760	256	153-1	65	115	60	528	10.0	3.4	8.9
2022-23	Memphis	42-42	1133	157-263	.597	0-1	---	47-129	364	214-271-485	97	98-1	36	79	46	361	11.5	2.3	8.6
2023-24	MEM/HOU							DID NOT PLAY - RIGHT KNEE PCL SURGERY											
2024-25	Houston	58-3	794	91-167	.545	0-2	---	43-93	462	166-161-327	66	60-0	22	54	28	225	5.6	1.1	3.9
TOTALS		764-644	19739	2804-4786	.586	1-17	.059	1134-2129	533	2765-3350-6115	1145	1808-16	646	1083	703	6743	8	1.5	8.8

PLAYOFFS

YEAR	G-S	MIN	FGM-A	PCT	3FGM-A	PCT	FTM-A	PCT	REBOUNDS	AST	PF-D	ST	TO	BLK	TP	RPG	APG	PPG	
2013-14	Okl. City	18-0	331	31-45	.689	0-0	---	8-23	348	22-52-74	4	48-0	1	10	24	70	4.1	0.2	3.9
2015-16	Okl. City	18-18	553	68-111	.613	0-1	---	46-73	630	62-109-171	13	55-0	9	17	14	182	9.5	0.7	10.1
2016-17	Okl. City	5-5	157	18-28	.643	0-0	---	4-11	364	17-17-34	7	14-1	6	4	9	40	6.8	1.4	8.0
2017-18	Okl. City	6-6	200	27-46	.587	0-0	---	9-13	692	19-26-45	9	15-1	4	4	63	7.5	1.5	10.5	
2018-19	Okl. City	5-5	159	28-42	.667	0-1	---	3-8	375	12-24-36	7	13-0	5	9	59	7.2	1.4	11.8	
2019-20	Okl. City	7-7	210	31-52	.596	0-1	---	9-20	450	34-47-81	9	10-0	4	16	2	71	11.6	1.3	10.1
2021-22	Memphis	7-5	114	9-21	.429	0-0	---	6-11	545	15-30-45	15	12-0	1	4	1	24	6.4	2.1	3.4
2024-25	Houston	7-0	155	12-20	.600	0-0	---	16-30	533	23-23-46	4	7-0	3	5	8	40	6.6	0.6	5.7
TOTALS		73-46	1879	224-365	.614	0-3	---	101-189	534	204-328-532	68	174-2	33	69	67	549	7.3	0.9	7.5

Career Transactions

Selected by Oklahoma City with the 12th overall pick in the 2013 NBA Draft... Traded by Oklahoma City to New Orleans as part of a four-team deal with Denver and Milwaukee on 11/23/20... Traded by New Orleans to Memphis as part of a three-team deal with Charlotte on 8/7/21... Traded by Memphis to Houston in exchange for guard Victor Oladipo and three future second round draft picks on 2/1/24... Re-signed with Houston on 6/14/25.

#12 Steven Adams

2024-25 Notes/Career Highlights

- In 58 games with 3 starts for Houston, averaged 3.9 ppg (54.5% FGs, 0-2 3FGs, 46.2% FTs), 5.6 rpg and 1.1 apg in 13.7 mpg.
- Made his Rockets debut at San Antonio on 10/28/24... first game played since 1/22/23 when he suffered a right PCL injury... played in 50 of the final 63 games after appearing in 8 of the first 19 games.
- Recorded 8 DNP-CD's... missed 10 games (10/23-10/26/24; 11/2/24; 11/6/24; 11/10/24; 11/13/24; 11/17/24; 11/23-11/26/24) for right knee injury recovery, one game (1/20/25) with a migraine, 4 games (1/28/25; 2/6/25; 2/9/25; 2/22/25) with left ankle soreness and one game (3/27/25) with right wrist pain.
- In three starts, averaged 10.0 ppg, 9.7 rpg and 1.33 bpg in 23.7 mpg.
- Scored in double-figures 5 times and grabbed 10+ rebounds 7 times with 3 double-doubles.
- Shot 62.7% over his final 15 games played and 54.5% overall... shooting 58.6% for his career.
- From the start of December, was second on the team in plus/minus (+189).
- Ranked second in the NBA in rebounds per 36 minutes played (14.8 per) of players with 40+ games played.
- Averaged 7.5 offensive rebounds per 36 minutes played... highest in a season by any player in NBA history with 40+ games played.
- One of seven players in NBA history with 500+ games played who have averaged at least 5.0 offensive rebounds per 36 minutes played... has the fourth-most offensive rebounds (2,765) among active players.
- Dating back to 1996-97, three teams had a rebounding differential of 500 or better for a season; he played for all three: Houston in 2023-24, Oklahoma City in 2015-16 and Memphis in 2021-22.
- **Playoffs 2025:** Appeared in all seven games during Houston's First Round series vs. Golden State, averaging 5.7 ppg (60.0% FGs, 53.3% FTs), 6.6 rpg and 1.14 bpg in 22.1 mpg.

2023-24 (Memphis/Houston)

- Began the season with Memphis and was acquired via trade by Houston 2/1/24.
- Did not appear in a game due to an injury the previous season... underwent successful surgery on his right posterior cruciate ligament (PCL) surgery on 11/8/23.

2022-23 (Memphis)

- In 42 games (all starts), averaged 8.6 ppg (59.7% FGs, 0-1 3FGs, 36.4% FTs), 11.5 rpg, 2.3 apg and 1.10 bpg in 27.0 mpg.
- Missed two games (11/7/22; 12/12/22) with right ankle soreness, one game (12/4/22) with right hip soreness, one game (1/8/23) due to illness and the final 36 games with a right knee PCL sprain suffered at Phoenix on 1/22/23.
- Became the second player in NBA history (Andre Drummond in 2020-21) to have averaged at least 8.0 ppg, 11.0 rpg and 2.0 apg while playing fewer than 28.0 mpg in a single season.
- Scored in double-figures 18 times and grabbed 10+ rebounds 27 times with 15 double-doubles.
- Grabbed 20+ rebounds in consecutive games vs. New Orleans on 12/31/22 and vs. Sacramento on 1/1/23.
- Averaged an NBA-high 5.1 offensive rebounds and grabbed 10+ four times, including a career-high 13 vs. Sacramento on 1/1/23.
- **Playoffs 2023:** Missed all six games of Memphis' First Round series vs. the L.A. Lakers due to injury.

2021-22 (Memphis)

- In 76 games with 75 starts, averaged 6.9 ppg (54.7% FGs, 0-1 3FGs, 54.3% FTs), 10.0 rpg and 3.4 apg in 26.3 mpg.
- Missed three games for Health & Safety protocols (1/8-1/11/22), one game due to illness (1/13/22), one game (4/1/22) with left calf soreness and one game (4/10/22) with left ankle soreness.
- Ranked 12th in rebounding and first in offensive rebounding.
- Dating back to 1976-77, became the third player to have averaged at least 10.0 rpg and 3.0 apg while playing fewer than 30.0 mpg in a season.
- Scored in double-figures 19 times, including 20+ once and grabbed 10+ rebounds 39 times with 14 double-doubles.
- **Playoffs 2022:** Appeared in seven games with five starts during Memphis' run to the Conference Semifinals, averaging 3.4 ppg (42.9% FGs, 54.5% FTs), 6.4 rpg and 2.1 apg in 16.3 mpg... recorded one DNP-CD and missed three games due to Health & Safety protocols... had one double-double.

2020-21 (New Orleans)

- In 58 games (all starts), averaged 7.6 ppg (61.4% FGs, 0-3 3FGs, 44.4% FTs), 8.9 rpg and 1.9 apg in 27.7 mpg.
- Missed one game (2/1/21) with left calf tightness, two games (2/19-2/21/21) with a right ankle sprain, one game (4/2/21) with right ankle soreness and 10 games (4/26/21, 4/29/21-5/3/21; 5/7-5/16/21) with a right first MTP sprain.
- Scored in double-figures 20 times and grabbed 10+ rebounds 24 times.
- Had 13 double-doubles, including one triple-double (10 points, 11 rebounds, 10 assists) vs. Oklahoma City on 1/6/21.

2019-20 (Oklahoma City)

- In 63 games (all starts), averaged 10.9 ppg (59.2% FGs, 1-3 3FGs, 58.2% FTs), 9.3 rpg, 2.3 apg and 1.06 bpg in 26.7 mpg.
- Missed three games (10/30-11/2/19; 11/10/19) with a right knee contusion.
- Scored in double-figures 36 times, including 20+ six times and grabbed 10+ rebounds 31 times with 22 double-doubles.
- **Playoffs 2020:** Started all seven games of Oklahoma City's First Round series vs. Houston, averaging 10.1 ppg (59.6% FGs, 0-1 3FGs, 45.0% FTs), 11.6 rpg and 1.3 apg in 30.0 mpg... had two double-doubles.

2018-19 (Oklahoma City)

- In 80 games (all starts), averaged 13.9 ppg (59.5% FGs, 0-2 3FGs, 50.0% FTs), 9.5 rpg, 1.6 apg, 1.46 spg and 0.95 bpg in 33.4 mpg.
- Missed one game (10/28/18) with left calf tightness and one game (1/29/19) with a sore ankle.
- Scored 20+ points 13 times and grabbed 10+ rebounds 35 times with 29 double-doubles.
- Had 20 points and 23 rebounds at Sacramento on 12/19/18.
- **Playoffs 2019:** Started all five games of Oklahoma City's First Round series vs. Portland, averaging 11.8 ppg (66.7% FGs, 0-1 3FGs, 37.5% FTs), 7.2 rpg and 1.4 apg in 31.8 mpg.

#12 Steven Adams

2017-18 (Oklahoma City)

- In 76 games (all starts), averaged 13.9 ppg (62.9% FGs, 0-2 3FGs, 55.9% FTs), 9.0 rpg, 1.2 apg, 1.21 spg and 1.02 bpg in 32.7 mpg.
- Missed three games (11/10-11/15/17) with a right calf contusion, two games (12/16-12/18/17) for concussion protocol and one game (3/13/18) with a left hip contusion.
- Scored 20+ points 13 times and grabbed 10+ rebounds 35 times, including 28 double-doubles.
- **Playoffs 2018:** Started all six games of Oklahoma City's First Round series vs. Utah, averaging 10.5 ppg (58.7% FGs, 69.2% FTs), 7.5 rpg and 1.5 apg in 33.3 mpg... had one double-double.

2016-17 (Oklahoma City)

- Started 80 games (all starts), averaged 11.3 ppg (57.1% FGs, 0-1 3FGs, 61.1% FTs), 7.7 rpg, 1.1 apg, 1.11 spg and 0.98 bpg in 29.9 mpg.
- Missed two games (1/16-1/18/17) for concussion protocol.
- Scored 20+ points seven times and grabbed 10+ rebounds 26 times with 16 double-doubles.
- **Playoffs 2017:** Started all five games of Oklahoma City's First Round series vs. Houston, averaging 8.0 ppg (64.3% FGs, 36.4% FTs), 6.8 rpg, 1.4 apg, 1.20 spg and 1.80 bpg in 31.4 mpg.

2015-16 (Oklahoma City)

- In 80 games (all starts), averaged 8.0 ppg (61.3% FGs, 58.2% FTs), 6.7 rpg and 1.11 bpg in 25.2 mpg.
- Missed two games (1/22-1/24/16) with a right elbow strain.
- Scored in double-figures 25 times and grabbed 10+ rebounds 12 times with six double-doubles.
- **Playoffs 2016:** Started all 18 games during Oklahoma City's run to the Conference Finals, averaging 10.1 ppg (61.3% FGs, 0-1 3FGs, 63.0% FTs) and 9.5 rpg in 30.7 mpg... recorded five double-doubles.

2014-15 (Oklahoma City)

- In 70 games with 67 starts, averaged 7.7 ppg (54.4% FGs, 0-2 3FGs, 50.2% FTs), 7.6 rpg and 1.23 bpg in 25.3 mpg.
- Missed one game (1/25/15) with a migraine and 11 games (2/9-3/5/15) with a fourth metacarpal fracture in his right hand.
- Participated in the Rising Stars Challenge during All-Star Weekend.
- Scored in double-figures 22 times and grabbed 10+ rebounds 24 times with 10 double-doubles.

2013-14 (Oklahoma City)

- In 81 games with 20 starts, averaged 3.3 ppg (50.3% FGs, 58.1% FTs) and 4.1 rpg in 14.8 mpg.
- Recorded one DNP-CD.
- Participated in the Rising Stars Challenge during All-Star Weekend.
- Scored in double-figures three times... recorded one point/rebound double-double.
- **Playoffs 2014:** In 18 games during Oklahoma City's run to the Conference Finals, averaged 3.9 ppg (68.9% FGs and 4.1 rpg) in 18.4 mpg... recorded one double-double.

College

- Was an early entry candidate for the 2013 NBA Draft following his freshman season at Pittsburgh.
- In his lone season for the Panthers, averaged 7.2 ppg, 6.3 rpg and 2.0 bpg.
- Named to the Big East All-Rookie Team.

Personal

- One of four NBA players from New Zealand and was the first to be selected in the first round of the NBA Draft.
- One of 18 siblings... all of his brothers are at least 6'10" and his sisters are at least 6'5".
- Half-sister Dame Valerie was a two-time Olympic champion in the shot put (2008 and 2012).
- In 2011, played in New Zealand's National Basketball League and was named Rookie of the Year while helping the Wellington Saints win the championship.

#30 Clint Capela



Personal Info

Height

6-10

Weight

240

Birthdate

5/18/94

Birthplace

Geneva, Switzerland

High School

INSEP (Paris, France)

Prior to NBA

Elan Chalon/Switzerland

NBA Experience

11

Drafted

2014 (25th overall) by Houston

Career Highs

	Regular Season	Playoffs		Regular Season	Playoffs
PTS	31 vs. Den 1/7/19	26 vs. Min 4/25/18	OR	12 (2 times)	7 (2 times)
FGM	14 at Det 11/23/18	12 vs. Min 4/25/18	DR	18 (2 times)	15 at Mil 6/23/21
FGA	21 at Det 11/23/18	15 (2 times)	TR	26 vs. Det 1/20/21	19 at Mil 6/23/21
3FGM			AST	6 at BKN 1/1/21	4 at Uta 5/4/18
3FGA	1 (6 times)	1 at SA 5/9/17	STL	5 at SA 11/24/21	3 vs. Uta 5/8/18
FTM	10 (2 times)	9 vs. SA 5/11/17	BLK	10 at Min 1/22/21	6 at Uta 5/6/18
FTA	12 (3 times)	14 vs. SA 5/11/17	MIN	45:45 at GS 1/3/19	37:58 at Phi 6/16/21

Career Statistics

REGULAR SEASON

YEAR	G-S	MIN	FGM-A	PCT	3FGM-A	PCT	FTM-A	PCT	REBOUNDS	AST	PF-D	ST	TO	BLK	TP	RPG	APG	PPG
2014-15 Houston	12-0	90	14-29	.483	0-0	---	4-23	.174	10-26-36	2	14-0	1	5	9	32	3	0.2	2.7
2015-16 Houston	77-35	1471	231-397	.582	0-1	---	80-211	.379	194-300-494	47	190-3	59	60	92	542	6.4	0.6	7.0
2016-17 Houston	65-59	1551	362-563	.643	0-0	---	94-177	.531	178-348-526	63	179-1	34	87	79	818	8.1	1	12.6
2017-18 Houston	74-74	2034	441-676	.652	0-1	---	144-257	.560	241-561-802	68	185-1	58	103	137	1026	10.8	0.9	13.9
2018-19 Houston	67-67	2249	474-732	.648	0-0	---	166-261	.636	298-550-848	96	168-1	44	94	102	1114	12.7	1.4	16.6
2019-20 HOU-ATL	39-39	1279	244-388	.629	0-0	---	55-104	.529	168-369-537	48	102-0	33	63	72	543	13.8	1.2	13.9
2020-21 Atlanta	63-63	1898	413-695	.594	0-0	---	130-227	.573	297-606-903	49	145-0	44	73	129	956	14.3	0.8	15.2
2021-22 Atlanta	74-73	2041	370-604	.613	0-1	---	80-169	.473	279-598-877	92	166-0	55	44	93	820	11.9	1.2	11.1
2022-23 Atlanta	66-63	1730	350-536	.653	0-1	---	79-131	.603	258-459-717	58	139-0	45	54	79	779	11.1	0.9	12.0
2023-24 Atlanta	73-73	1883	353-618	.571	0-1	---	130-206	.631	335-441-776	91	164-0	43	74	106	836	10.6	1.2	11.5
2024-25 Atlanta	55-41	1176	218-390	.559	0-1	---	52-97	.536	174-295-469	62	106-0	34	47	53	488	8.5	1.1	8.9
TOTALS	664-587	17403	3470-5628	.617	0-6	---	1014-1863	.544	2432-4553-6985	676	1558-6	450	704	951	7954	10.5	1	12.0

PLAYOFFS

YEAR	G-S	MIN	FGM-A	PCT	3FGM-A	PCT	FTM-A	PCT	REBOUNDS	AST	PF-D	ST	TO	BLK	TP	RPG	APG	PPG
2014-15 Houston	17-0	127	21-31	.677	0-0	---	15-29	.517	13-29-42	5	19-0	3	3	9	57	2.5	0.3	3.4
2015-16 Houston	5-0	43	3-9	.333	0-0	---	2-5	.400	8-12-20	2	5-0	3	3	2	8	4	0.4	1.6
2016-17 Houston	11-11	286	46-82	.561	0-1	---	24-39	.615	26-70-96	12	28-0	8	8	28	116	8.7	1.1	10.5
2017-18 Houston	17-17	520	95-144	.660	0-0	---	26-55	.473	61-136-197	22	38-0	14	15	36	216	11.6	1.3	12.7
2018-19 Houston	11-11	331	46-82	.561	0-0	---	15-35	.429	41-72-113	16	26-1	3	16	12	107	10.3	1.5	9.7
2020-21 Atlanta	18-18	569	82-136	.603	0-0	---	17-39	.436	61-140-201	17	46-0	12	18	19	181	11.2	0.9	10.1
2021-22 Atlanta	2-2	40	2-6	.333	0-0	---	0-0	---	4-11-15	0	2-0	1	1	1	4	7.5	0	2.0
2022-23 Atlanta	6-6	151	23-38	.605	0-0	---	4-6	.667	15-35-50	3	5-0	6	4	3	50	8.3	0.5	8.3
TOTALS	87-65	2067	318-528	.602	0-1	---	103-208	.495	229-505-734	77	169-1	50	68	110	739	8.4	0.9	8.5

Career Transactions

Selected by Houston with the 25th overall pick in the 2014 NBA Draft... Re-signed with Houston on 7/27/18... traded by Houston to Atlanta as part of a four-team trade on 2/25/20... Re-signed with Atlanta on 9/1/21... Acquired by Houston via a sign-and-trade from Atlanta as part of a seven-team trade on 7/6/25.

#30 Clint Capela

2024-25 Notes/Career Highlights

- In 55 games with 41 starts for Atlanta, averaged 8.9 ppg (55.9% FGs, 0-1 3FGs, 53.6% FTs), 8.5 rpg, 1.1 apg and 0.96 bpg in 21.4 mpg.
- Missed one game (1/23/25) with right knee soreness, six games (1/28-2/3/25; 2/5-2/7/25) with back spasms, four games (3/12-3/18/25) for personal reasons and 13 games with a left fourth metacarpal sprain (3/22-4/13/25).
- Scored in double-figures 21 times, including 20+ twice.
- Grabbed 10+ rebounds 19 times, including 11 double-doubles.
- Recorded 2+ blocks 15 times.
- Became the 10th player in league history to have averaged at least 8.0 ppg and 8.0 rpg while playing fewer than 22.0 mpg in a single season.
- Has the sixth-highest field goal percentage (.617) among qualifiers in NBA history and ranks sixth in offensive rebounding (3.7 per).
- Dating back to 2017-18, is averaging the second-most offensive rebounds (4.0 per) of any player, trailing only Steven Adams (4.2 per).
- Averaged a point/rebound double-double in seven consecutive seasons from 2017-18 through 2023-24... led the NBA in rebounding in 2020-21 (14.3 per).
- Has appeared in 664 games with 7,954 points, 6,985, rebounds and 951 blocks... dating back to 1983-84, only 12 players reached 8,000 points, 7,000 rebounds and 1,000 blocks within the first 700 games of a career.

2023-24 (Atlanta)

- In 73 games (all starts), averaged 11.5 ppg (57.1% FGs, 0-1 3FGs, 63.1% FTs), 10.6 rpg, 1.2 apg and 1.45 bpg in 25.8 mpg.
- Missed one game (12/16/23) with left knee soreness, one game (1/10/24) with right Achilles soreness, six games (2/5-2/14/24) with a left adductor strain and one game (4/14/24) for rest.
- Scored in double-figures 51 times, including 20+ once.
- Ranked ninth in rebounding and first in offensive boards (4.6 per)... grabbed 10+ rebounds 48 times, including 38 double-doubles.
- Recorded 2+ blocks 33 times, including 3+ 12 times.

2022-23 (Atlanta)

- In 65 games with 63 starts, averaged 12.0 ppg (65.3% FGs, 0-1 3FGs, 60.3% FTs), 11.0 rpg and 1.22 bpg in 26.6 mpg.
- Missed two games (11/25-11/27/22) with dental pain, one game (12/12/22) with left Achilles soreness, 13 games (12/16-12/21/22; 12/27/22-1/14/23) with a right calf strain and one game (4/9/23) with right calf tightness.
- Ranked fifth in rebounding, second in offensive rebounding (4.0 orpg) and fourth in field goal percentage.
- Scored in double-figures 48 times, including 20+ three times.
- Grabbed 10+ rebounds 45 times, including 20+ once, and recorded 35 double-doubles.
- Recorded 2+ blocks 22 times, including 3+ 10 times.
- **Playoffs 2023:** Started all six games of Atlanta's First Round series vs. Boston, averaging 8.3 ppg (60.5% FGs, 66.7% FTs) and 8.3 rpg in 25.2 mpg... had two double-doubles.

2021-22 (Atlanta)

- In 74 games with 73 starts, averaged 11.1 ppg (61.3% FGs, 47.3% FTs), 11.9 rpg, 1.2 apg and 1.26 bpg in 27.6 mpg.
- Missed two games (12/22-12/23/21) for Health & Safety protocols and six games (1/9/22-1/19/22) with a left ankle sprain.
- Ranked fourth in rebounding and seventh in field goal percentage.
- Scored in double-figures 41 times, including 20+ five times.
- Grabbed 10+ rebounds 52 times, including 20+ twice, and recorded 35 double-doubles.
- Had 2+ blocks 30 times, including 3+ nine times.
- **Playoffs 2022:** Started the final two games of Atlanta's First Round series vs. Miami, averaging 2.0 ppg (2-6 FGs) and 7.5 rpg in 20.0 mpg... missed the first three games with a right knee hyperextension.

2020-21 (Atlanta)

- In 63 games (all starts), averaged 15.2 ppg (59.4% FGs, 57.3% FTs), 14.3 rpg and 2.05 bpg in 30.1 mpg.
- Missed four games with left Achilles soreness (12/23-12/26/20/ 4/7/21; 5/16/21), one game with right hand soreness (1/24/21), one game with right foot pain (3/3/21), two games with left heel pain (3/14-3/16/21) and one game with a back contusion (4/23/21).
- Led the NBA in rebounding and offensive rebounding (4.7 per) and was fourth in blocks.
- Became the ninth different player in league history to have averaged at least 15.0 ppg, 14.0 rpg and 2.00 bpg in a season.
- Scored in double-figures 50 times, including 20+ 18 times.
- Grabbed 10+ rebounds 56 times, including 20+ six times, and had 48 double-doubles with his first career triple-doubles (13 points, 19 rebounds, 10 blocks at Minnesota on 1/22/21).
- Had 19 rebounds and 10 blocks without committing a foul at Minnesota on 1/22/21... dating back to 1973-74 when blocks became an official statistic, became the first player with 15+ boards and 10+ blocks without a foul.
- **Playoffs 2021:** Started all 18 games during Atlanta's run to the Conference Finals, averaging 10.1 ppg, (60.3% FGs, 43.6% FTs), 11.2 rpg and 1.06 bpg in 31.6 mpg... grabbed 10+ rebounds 11 times, including seven double-doubles.

#30 Clint Capela

2019-20 (Houston/Atlanta)

- In 39 games (all starts), averaged 13.9 ppg (62.9% FGs, 52.9% FTs), 13.8 rpg, 1.2 apg and 1.85 bpg in 32.8 mpg.
- Traded by Houston to Atlanta as part of a four-team deal with Denver and Minnesota on 2/5/20... did not appear in a game for the Hawks.
- For Houston, missed two games (11/15-11/16/19) with a concussion, two games (11/27-11/30/19) due to illness and seven games (12/28-12/29/19; 1/11/20; 1/31/20-2/24/20) with a right heel contusion... for Atlanta, missed one game (2/7/20) while the trade was pending and the final 14 games (2/9-3/11/20) with right calcaneus; contusion/plantar fasciitis.
- Scored 20+ points six times, including 30+ once.
- Grabbed 10+ rebounds 31 times, including 20+ eight times, and recorded 27 double-doubles.
- Had 2+ blocks 22 times, including 3+ 11 times.

2018-19 (Houston)

- In 67 games (all starts) for Houston, averaged 16.6 ppg (64.8% FGs, 63.6% FTs), 12.7 rpg, 1.4 apg and 1.52 bpg in 33.6 mpg.
- Missed 15 games (1/14-2/13/19) with a right thumb injury suffered at Orlando on 1/13/19.
- Became the third different player in NBA history to have shot 64.0% or better from the floor while averaging at Scored 20+ points 20 times, including 30+ once.
- Ranked fifth the NBA in rebounding... grabbed 10+ boards 53 times, including 20+ five times, and had 45 double-doubles.
- Ranked second in the NBA in field goal percentage.. became third different player (Wilt Chamberlain, Artis Gilmore twice) to have averaged at least 16.0 ppg in a single season while shooting 64.0% or better.
- Recorded 2+ blocks 28 times, including 3+ 12 times.
- **Playoffs 2019:** Started all 11 games for Houston during its run to the Conference Semifinals, averaging 9.7 ppg (56.1% FGs, 42.9% FTs), 10.3 rpg, 1.5 apg and 1.09 bpg in 30.1 mpg... grabbed 10+ rebounds eight times with six double-doubles.

2017-18 (Houston)

- In 74 games (all starts), averaged 13.9 ppg (65.2% FGs, 0-1 3FGs, 56.0% FTs), 10.8 rpg and 1.85 bpg in 27.5 mpg.
- Missed three games (12/16/17; 12/20-12/22/17) with a left heel contusion, two games (12/28-12/29/17) with a right orbital fracture, one game (2/26/18) due to illness, one game (3/27/1) with a left thumb sprain and one game (4/11/18) with a sore left thumb.
- Became the first player in NBA history to have averaged at least 13.0 ppg, 10.0 rpg and 1.80 bpg in fewer than 28.0 mpg.
- Led the league in field goal percentage while ranking eighth in rebounding and second in blocks.
- Scored 20+ points 12 times (Rockets 12-0 mark).
- Grabbed 10+ rebounds 47 times, including 20+ twice, and had 42 double-doubles.
- Recorded 2+ blocks 41 times, including 3+ 21 times (Rockets 21-0 mark).
- Had 18 points, 16 rebounds, 6 blocks and 3 steals vs. New Orleans on 3/24... according to the Elias Sports Bureau, became the first player to post those numbers in 28 or fewer minutes played since steals and blocks became official statistics in 1973-74.
- Had 23 points and a career-high 25 rebounds in 29 minutes of play vs. Denver on 2/9... according to the Elias Sports Bureau, it marked the fewest minutes played by a player who recorded at least 20 points and 25 boards since playing time was recorded in the early 1950's.
- Shot 40-of-47 (85.1% FGs) over five games played from 12/9-12/18... according to the Elias Sports Bureau, was the first player with at least 40 FGM to shoot 85.0% or better over a five-game span since Wilt Chamberlain (54-62; .871) in February/March of 1967.
- **Playoffs:** Started all 17 games for Houston during its run to the Conference Finals, averaging 12.7 ppg (66.0% FGs, 47.3% FTs), 11.6 rpg, 1.3 apg and 2.12 bpg in 30.6 mpg... scored 20+ points four times and recorded seven double-doubles... became the first player to have averaged at least 12.0 ppg, 11.0 rpg and 2.00 bpg in fewer than 31.0 mpg in a single postseason.

2016-17 (Houston)

- In 65 games with 59 starts, averaged 12.6 ppg (64.3% FGs, 53.1% FTs), 8.1 rpg, 1.0 apg and 1.22 bpg in 23.9 mpg.
- Missed 15 games (12/17/16-1/15/17) with a small left fibula fracture suffered at Minnesota on 12/17/16 and two games (4/7/17; 4/10/17) for rest.
- Ranked third in the NBA in field goal percentage.
- Scored 20+ points seven times... grabbed 10+ rebounds 21 times and recorded 15 double-doubles.
- Recorded 2+ blocks 21 times, including 3+ six times.
- **Playoffs:** Started all 11 games for Houston during its run to the Conference Semifinals, averaging 10.5 ppg (56.1% FGs, 0-1 3FGs, 61.5% FTs), 8.7 rpg, 1.1 apg and 2.55 bpg in 26.0 mpg... became first player in NBA playoff history to average at least 10.0 ppg, 8.0 rpg and 2.50 bpg in 26.0 or fewer mpg in a single postseason... grabbed 10+ rebounds five times and recorded three double-doubles... scored 20+ points once.

2015-16 (Houston)

- In 77 games with 35 starts, averaged 7.0 ppg (58.2% FGs, 37.9% FTs), 6.4 rpg and 1.19 bpg in 19.1 mpg.
- Missed one game (12/14/15) due to illness, one game (2/2/16) with a left hip flexor strain and three games (2/25-2/29/16) with a right foot sprain.
- Would have ranked fourth in the NBA in FG% (.582) if he qualified.
- Scored in double-figures 20 times... grabbed 10+ rebounds 18 times and had 10 double-doubles.
- Recorded 2+ blocks 24 times, including 3+ eight times.
- **Playoffs:** Appeared in all five games of Houston's First Round series vs. Golden State, averaging 1.6 ppg (33.3% FGs, 40.0% FTs), 4.0 rpg in 8.6 mpg.

#30 Clint Capela

2014-15 (Houston)

- In 12 games, averaged 2.7 ppg (48.3% FGs, 17.4% FTs) and 3.0 rpg in 7.5 mpg.
- Was on the inactive list 56 times and recorded 14 DNP-CD's.
- Was assigned to the Rockets NBA Development League affiliate, Rio Grande Valley five times (11/10-12/2/14, 12/16-12/14/14, 12/27/14-1/25/15, 1/29-2/9/15, 2/19-3/27/15)... in 38 games, averaged 16.0 ppg (60.1% FGs, 0-3 3FGs, 59.6% FTs), 9.7 rpg and 3.0 bpg (2nd in D League) in 24.4 mpg.
- **Playoffs 2015:** Appeared in all 17 games for Houston during its run to the Conference Finals, averaging 3.4 ppg (66.7% FGs, 51.7% FTs) and 2.5 rpg in 7.5 mpg.

2012-14 (International)

- Played for Elan Chalon of the French League.
- In 2013-14, appeared in 30 league games, while averaging 9.9 ppg, 7.3 rpg and 1.7 bpg... in 10 EuroCup games, averaged 11.2 points, 6.5 rebounds and 1.1 blocks.
- In 2012-13, appeared in 14 league games while averaging 3.2 ppg and 2.9 rpg... in seven EuroLeague games, averaged 2.3 points and 3.0 rebounds... also played for Elan Chalon's under-21 team.

Personal

- Born in Geneva, Switzerland and has played for the Swiss National Team... Parents are from Angola and the Congo.
- Played for the World Team in the 2014 Nike Hoop Summit.
- Played soccer growing up and still enjoys watching it and playing FIFA.
- Lists his older brother as his most influential person growing up and the reason why he started playing basketball.
- In 2017, participated in Basketball Without Borders in Johannesburg, South Africa and played in the NBA Africa Game.

#27 Isaiah Crawford



Personal Info

Height

6-6

Weight

220

Birthdate

11/1/01

Birthplace

Fort Worth, TX

High School

North Crowley (Fort Worth, TX)

College

Louisiana Tech

NBA Experience

1

Drafted

Not selected in 2024 NBA Draft.

Career Highs

	Regular Season	Playoffs		Regular Season	Playoffs
PTS	5 vs. NY 3/10/25		OR	1 vs. NY 3/10/25	
FGM	2 vs. NY 3/10/25		DR	2 (2 times)	
FGA	2 (3 times)		TR	2 (2 times)	
3FGM	1 vs. NY 3/10/25		AST	1 vs. OKC 3/25/25	
3FGA	1 (5 times)		STL	1 vs. Cha 2/24/25	
FTM	1 (2 times)		BLK	1 (2 times)	
FTA	2 (2 times)		MIN	6:39 vs. Cha 2/24/25	

Career Statistics

REGULAR SEASON

YEAR	G-S	MIN	FGM-A	PCT	3FGM-A	PCT	FTM-A	PCT	REBOUNDS	OFF-DEF-TOT	AST	PF-D	ST	TO	BLK	TP	RPG	APG	PPG
2024-25 Sacramento	15-0	46	5-11	.455	1-5	.200	2-4	.500	1-7-8	1	2-0	1	1	2	13	0.5	0.1	0.9	

Career Transactions

Not selected in the 2024 NBA Draft... Signed a two-way contract with Sacramento on 7/2/24... Signed a two-way contract with Houston on 7/26/25.

#27 Isaiah Crawford

2024-25 Notes/Career Highlights

- In 15 games for Sacramento, had a total of 13 points (5-11 FGs, 1-5 3FGs, 2-4 FTs) and 8 rebounds in 46 minutes of play.
- Missed two games (11/22/24; 11/25/24) with a left ankle sprain.
- **G League 2024-25:** In 37 Tip-Off/season games for Stockton, averaged 13.0 ppg (47.3% FGs, 39.9% 3FGs, 78.9% FTs), 5.3 rpg, 2.5 apg, 1.3 spg and 1.2 bpg in 31.5 mpg... helped the Kings win the G League championship.
- **Summer 2025:** In six games with two starts for Sacramento in the NBA Summer League in Vegas, averaged 3.2 ppg (35.0% FGs, 36.4% 3FGs, 1-2 FTs) and 2.0 rpg in 13.7 mpg.
- **Summer 2024:** In a combined eight games with two starts for Sacramento in the California Classic and NBA Summer League in Vegas, averaged 6.6 ppg (52.6% FGs, 57.1% 3FGs, 83.3% FTs), 2.0 rpg and 1.1 apg in 17.7 mpg.

College

- Was eligible for the 2024 NBA Draft following his fifth-year senior season at Louisiana Tech.
- Over his final two seasons, averaged 15.0 ppg, 5.7 rpg, 2.5 apg, 2.0 spg and 1.2 bpg while shooting 49.0% from the floor and 41.7% from 3-point range.
- Was Conference USA Player of the Year and Defensive Player of the Year in 2023-24.
- Suffered torn ACL in his right knee 16 games into his freshman season and also three games into his third season.
- In his final season, became third different Division I player (Shane Battier twice; Danny Granger) dating back to 1986-87 to have recorded at least 500 points, 190 rebounds, 70 assists, 60 steals, 50 blocks and 40 3FGM in a season.

Personal

- Son of Kelvin and Freda Crawford... has three siblings: Brianna, Clarissa and Joseph.
- Born in Fort Worth, Texas.

#4 JD Davison



Personal Info

Height	High School
6-4	Calhoun (Letohatchee, AL)
Weight	College
215	Alabama
Birthdate	NBA Experience
10/3/02	3
Birthplace	Drafted
Montgomery, AL	2022 (53rd overall) by Boston

Career Highs

	Regular Season	Playoffs		Regular Season	Playoffs
PTS	9 vs. Cha 4/13/25	3 vs. NY 5/14/25	OR	1 (6 times)	1 vs. Orl 4/29/25
FGM	4 vs. Cha 4/13/25	1 vs. NY 5/14/25	DR	3 (3 times)	1 (2 times)
FGA	11 vs. Cha 4/13/25	3 (2 times)	TR	4 (2 times)	2 vs. Orl 4/29/25
3FGM	1 (9 times)	1 vs. NY 5/14/25	AST	7 vs. Cha 4/12/24	2 vs. Orl 4/29/25
3FGA	3 (4 times)	1 (2 times)	STL	2 vs. Cha 4/13/25	
FTM	3 at Det 2/26/25	1 at NY 5/16/25	BLK	2 vs. Atl 4/9/23	
FTA	3 at Det 2/26/25	2 at NY 5/16/25	MIN	34:53 vs. Atl 4/9/23	5:37 at NY 5/16/25

Career Statistics

REGULAR SEASON

YEAR	G-S	MIN	FGM-A	PCT	3FGM-A	PCT	FTM-A	PCT	REBOUNDS	AST	PF-D	ST	TO	BLK	TP	RPG	APG	PPG
2022-23 Boston	12-0	66	8-19	.421	2-7	.286	1-2	.500	2-7-9	11	5-0	2	4	2	19	0.8	0.9	1.6
2023-24 Boston	8-0	39	5-12	.417	3-7	.429	3-4	.750	2-8-10	10	4-0	1	2	1	16	1.3	1.3	2.0
2024-25 Boston	16-0	93	12-34	.353	4-18	.222	5-7	.714	2-11-13	13	2-0	5	13	1	33	0.8	0.8	2.1
TOTALS	36-0	198	25-65	.385	9-32	.281	9-13	.692	6-26-32	34	11-0	8	19	4	68	0.9	0.9	1.9

PLAYOFFS

YEAR	G-S	MIN	FGM-A	PCT	3FGM-A	PCT	FTM-A	PCT	REBOUNDS	AST	PF-D	ST	TO	BLK	TP	RPG	APG	PPG
2024-25 Boston	4-0	13	1-8	.125	1-2	.500	1-2	.500	1-2-3	3	0-0	0	1	0	4	0.8	0.8	1.0

Career Transactions

Selected by Boston with the 53rd overall pick in the 2022 NBA Draft... Signed a two-way contract with Boston on 7/9/22 and again on 7/9/23 and 7/8/24... Converted to standard NBA contract by Boston on 4/13/25... Waived by Boston on 7/24/25... Signed a two-way contract with Houston on 7/26/25.

#4 JD Davison

2024-25 Notes/Career Highlights

- In 16 games for Boston, averaged 2.1 ppg (35.3% FGs, 22.2% 3FGs, 71.4% FTs) in 5.8 mpg.
- Began the season as a two-way player before being converted to a standard contract on 4/13/25.
- Played for the G League team in the Rising Stars even held during All-Star Weekend... was teammates with Reed Sheppard.
- **G League 2024-25:** In 45 Tip-Off/season games for Maine, averaged 25.6 ppg (48.4% FGs, 33.5% 3FGs, 76.2% FTs), 7.9 apg, 5.2 rpg and 1.5 spg in 34.6 mpg... named Kia NBA G League Most Valuable Player... among qualifiers during the regular season, ranked second in the G League in scoring and fourth in assists.
- **Playoffs 2025:** Appeared in three games during Boston's run to the Conference Semifinals, scored a total of 4 points (1-8 FGs, 1-2 3FGs, 1-2 FTs) with 3 rebounds and 3 assists in 13 minutes play.
- **Summer 2025:** Started three games for Boston at the NBA Summer League in Vegas, averaging 12.0 ppg (59.1% FGs, 55.6% 3FGs, 62.5% FTs), 6.0 apg and 3.0 rpg in 26.1 mpg.

2023-24 (Boston)

- In eight games, scored a total of 16 points (5-12 FGs, 3-7 3FGs, 3-4 FTs) with 10 rebounds and 10 assists in 39 minutes of play.
- **G League 2023-24:** In 44 Showcase/season games for Maine, averaged 21.5 ppg (46.2% FGs, 31.3% 3FGs, 67.1% FTs), 8.5 apg, 5.0 rpg and 1.4 spg in 34.3 mpg... named All-NBA G League Third Team.
- **Summer 2024:** Started all five games for Boston at the NBA Summer League in Vegas, averaging 9.8 ppg (40.9% FGs, 26.7% 3FGs, 81.8% FTs), 7.2 apg, 4.0 rpg and 1.4 spg in 26.3 mpg.

2022-23 (Boston)

- In 12 games, scored a total of 19 points (8-19 FGs, 2-7 3FGs, 1-2 FTs) with 11 assists and 9 rebounds in 66 minutes of play.
- Made his NBA debut at 20 years old vs. Denver on 11/11/22.
- **G League 2022-23:** In 44 Showcase/season games for Maine, averaged 13.2 ppg (49.7% FGs, 30.1% 3FGs, 72.5% FTs), 7.7 apg and 4.5 rpg in 32.0 mpg.
- **Summer 2023:** Started all five games for Boston at the NBA Summer League in Vegas, averaging 13.0 ppg (43.4% FGs, 46.7% 3FGs, 85.7% FTs), 8.2 apg, 4.8 rpg and 1.2 spg in 30.3 mpg.


College

- Was eligible for the 2022 NBA Draft following his freshman season at Alabama.
- In his lone season for the Crimson Tide, averaged 8.5 ppg, 4.8 rpg and 4.3 apg.
- Named to the SEC All-Freshman team.
- Recorded double-digit rebounds twice and had 10+ assists twice.

Personal

- Full name is Jerdarrian Devontae Davison.
- Led The Calhoun School to a state championship as a junior and to the title game as a senior... was named Alabama's Mr. Basketball in both of those seasons.
- Was a McDonald's All-American and competed in the Jordan Brand Classic.
- Had a quadruple double with points, rebounds, assists and steals during a playoff game as a junior.

#7 Kevin Durant



Personal Info

Height

6-10

Weight

240

Birthdate

9/29/88

Birthplace

Washington, D.C.

High School

Montrose Christian School (Rockville, MD)

College

Texas

NBA Experience

18

Drafted

2007 (2nd overall) by Seattle

Career Highs

	Regular Season	Playoffs		Regular Season	Playoffs
PTS	55 at Atl 4/2/22	50 at LAC 4/26/19	OR	4 (10 times)	4 vs. SA 5/31/14
FGM	19 (5 times)	17 vs. Mil 6/19/21	DR	17 (2 times)	17 (2 times)
FGA	37 vs. NY 3/13/22	36 vs. Mil 6/19/21	TR	18 at Min 1/26/11	19 vs. LAL 4/22/10
3FGM	8 at Atl 4/2/22	6 (3 times)	AST	16 (2 times)	11 vs. LAC 4/16/23
3FGA	15 (2 times)	14 at LAC 4/26/19	STL	5 (4 times)	4 (4 times)
FTM	24 at LAC 1/23/09	18 (2 times)	BLK	7 (2 times)	5 (2 times)
FTA	26 at LAC 1/23/09	20 at Bos 4/20/22	MIN	53:32 at Ori 10/30/15	56:49 at Mem 5/9/11

Career Statistics

REGULAR SEASON

YEAR	G-S	MIN	FGM-A	PCT	3FGM-A	PCT	FTM-A	PCT	REBOUNDS	AST	PF-D	ST	TO	BLK	TP	RPG	APG	PPG
2007-08 Seattle	80-80	2768	587-1366	430	59-205	288	391-448	.873	70-278-348	192	122-0	78	232	75	1624	4.4	2.4	20.3
2008-09 Okla. City	74-74	2885	661-1390	476	97-230	422	452-524	.863	77-405-482	205	134-0	96	225	53	1871	6.5	2.8	25.3
2009-10 Okla. City	82-82	3239	794-1668	476	128-351	365	756-840	.900	105-518-623	231	171-1	112	271	84	2472	7.6	2.8	30.1
2010-11 Okla. City	78-78	3038	711-1538	462	145-414	350	594-675	.880	57-476-533	214	159-1	88	218	76	2161	6.8	2.7	27.7
2011-12 Okla. City	66-66	2546	643-1297	496	133-344	387	431-501	.860	40-487-527	231	133-0	88	248	77	1850	8	3.5	28.0
2012-13 Okla. City	81-81	3119	731-1433	510	139-334	416	679-750	.905	46-594-640	374	143-1	116	280	105	2280	7.9	4.6	28.1
2013-14 Okla. City	81-81	3122	849-1688	503	192-491	391	703-805	.873	58-540-598	445	174-0	103	285	59	2593	7.4	5.5	32.0
2014-15 Okla. City	27-27	913	238-467	510	64-159	403	146-171	.854	16-162-178	110	40-0	24	74	25	686	6.6	6.1	25.4
2015-16 Okla. City	72-72	2578	698-1381	505	186-481	387	447-498	.898	45-544-589	361	137-1	69	250	85	2029	8.2	5	28.2
2016-17 Golden State	62-62	2070	551-1026	537	117-312	375	336-384	.875	39-474-513	300	117-0	66	138	99	1555	8.3	4.8	25.2
2017-18 Golden State	68-68	2325	630-1222	516	173-413	419	359-404	.889	31-433-464	366	133-0	50	207	119	1792	6.8	5.4	26.4
2018-19 Golden State	78-78	2702	721-1383	521	137-388	353	448-506	.885	33-464-497	457	155-1	58	225	84	2027	6.4	5.9	26.0
2019-20 Brooklyn									DID NOT PLAY - RIGHT ACHILLES REHABILITATION									
2020-21 Brooklyn	35-32	1157	324-603	.537	85-189	450	210-238	.882	13-234-247	195	70-0	25	120	45	943	7.1	5.6	26.9
2021-22 Brooklyn	55-55	2047	578-1115	518	115-300	383	372-409	.910	29-378-407	351	113-0	48	191	52	1643	7.4	6.4	29.9
2022-23 BRK-PHO	47-47	1672	483-862	560	93-230	404	307-334	.919	17-296-313	235	99-1	34	156	67	1366	6.7	5	29.1
2023-24 Phoenix	75-75	2791	751-1436	523	168-407	413	362-423	.856	41-454-495	378	133-0	69	244	91	2032	6.6	5	27.1
2024-25 Phoenix	62-62	2265	592-1124	527	160-372	430	303-361	.839	23-351-374	263	104-0	50	190	77	1647	6	4.2	26.6
TOTALS	1123-1120	41235	10542-20999	.502	2191-5620	.390	7296-8271	.882	740-7088-7828	4908	2137-6	1174	3554	1273	30571	7	4.4	27.2

PLAYOFFS

YEAR	G-S	MIN	FGM-A	PCT	3FGM-A	PCT	FTM-A	PCT	REBOUNDS	AST	PF-D	ST	TO	BLK	TP	RPG	APG	PPG
2009-10 Okla. City	6-6	231	43-123	.350	10-35	.286	54-62	.871	8-38-46	14	17-0	3	22	8	150	7.7	2.3	25.0
2010-11 Okla. City	17-17	722	155-345	.449	37-109	.339	140-167	.838	18-121-139	48	52-0	16	42	19	487	8.2	2.8	28.6
2011-12 Okla. City	20-20	837	198-383	.517	41-110	.373	133-154	.864	13-135-148	74	51-0	29	63	24	570	7.4	3.7	28.5
2012-13 Okla. City	11-11	485	112-246	.455	22-70	.314	93-112	.830	7-92-99	69	26-0	14	43	12	339	9	6.3	30.8
2013-14 Okla. City	19-19	815	194-422	.460	43-125	.344	132-163	.810	25-145-170	75	41-0	19	72	25	563	8.9	3.9	29.6
2015-16 Okla. City	18-18	726	175-407	.430	31-110	.282	130-146	.890	13-115-128	60	37-0	18	65	18	511	7.1	3.3	28.4
2016-17 Golden State	15-15	533	149-268	.556	38-86	.442	92-103	.893	16-103-119	64	39-0	12	38	20	428	7.9	4.3	28.5
2017-18 Golden State	21-21	807	212-435	.487	47-138	.341	137-152	.901	13-150-163	99	43-0	15	50	25	608	7.8	4.7	29.0
2018-19 Golden State	12-12	442	125-243	.514	35-80	.438	102-113	.903	1-58-59	54	38-1	13	43	12	387	4.9	4.5	32.3
2020-21 Brooklyn	12-12	485	145-282	.514	33-82	.402	88-101	.871	5-106-111	53	31-0	18	42	19	411	9.3	4.4	34.3
2021-22 Brooklyn	4-4	176	32-83	.386	7-21	.333	34-38	.895	2-21-23	25	15-0	4	21	1	105	5.8	6.3	26.3
2022-23 Phoenix	11-11	466	107-224	.478	17-51	.333	88-96	.917	7-89-96	61	29-0	9	39	15	319	8.7	5.5	29.0
2023-24 Phoenix	4-4	168	37-67	.552	5-12	.417	28-34	.824	1-25-26	13	8-0	2	10	6	107	6.5	3.3	26.8
TOTALS	170-170	6892	1684-3528	.477	366-1029	.356	1251-1441	.868	129-1198-1327	709	427-1	172	550	204	4985	7.8	4.2	29.3

Career Transactions

Selected by Seattle with the second overall pick in the 2007 NBA Draft... Re-signed with Oklahoma City (Seattle) on 7/7/10... Signed as a free agent with Golden State on 7/7/16... Re-signed with Golden State on 7/6/17 and on 7/7/18... Acquired by Brooklyn from Golden State as part of a sign-and-trade deal on 7/7/19... Traded by Brooklyn to Phoenix as part of a four-team deal with Milwaukee and Indiana on 2/9/23... Traded by Phoenix to Houston as part of a seven-team deal on 7/6/25.

#7 Kevin Durant

2024-25 Notes/Career Highlights

- In 62 games (all starts) for Phoenix, averaged 26.6 ppg (52.7% FGs, 43.0% 3FGs, 83.9% FTs), 6.0 rpg, 4.2 rpg and 1.24 bpg in 36.5 mpg.
- Missed seven games (11/10-11/20/24) with a left calf strain and 13 games (12/5-12/8/24; 2/5-2/8/25; 4/1-4/13/25) with a left ankle sprain.
- Ranked sixth in scoring and 11th in 3-point percentage... had the second-highest 3-point percentage of players who averaged at least 2.0 3FGM.
- Earned his 15th All-Star selection, which is tied for the fourth-most all-time.
- Was one of six players who averaged at least 26.0 ppg, 6.0 rpg and 4.0 apg in 2024-25 (Giannis Antetokounmpo, Cade Cunningham, Luka Dončić, Nikola Jokić, Jayson Tatum) and one of two (Antetokounmpo) to have done so along with at least 1.00 bpg... became second player (LeBron James twice) who were 36 or older for the majority of a season to have averaged at least 26.0 ppg, 6.0 rpg and 4.0 apg in a season.
- Scored 20+ points in 54 of his 62 games played, including 30+ 21 times and 40+ twice.
- Had five point/rebound double-doubles... has 259 career double-doubles, including 18 triple-doubles.
- Hit 2+ 3FGM 48 times, including 3+ 31 times and 4+ 14 times.
- Averaged at least 25.0 ppg in each of his past 16 seasons played... LeBron James (20) is the only other player in league history with more than 12 seasons.
- Has shot at least 50.0% from the floor and 40.0% from 3-point range while averaging 25+ points in seven seasons, including three straight... no other player has more than three seasons doing so.
- Reached 30,000 career points in his 1,101st game at Memphis on 2/11/25... ranks eighth all-time with 30,571 points and needs 849 to pass Wilt Chamberlain for seventh and 990 to pass Dirk Nowitzki for sixth.
- One of six players in NBA history with career averages of at least 25.0 ppg, 7.0 rpg and 4.0 apg (Elgin Baylor, Wilt Chamberlain, Luka Dončić, LeBron James, and Oscar Robertson) and is the only one accomplishing that along with at least 1.00 spg and 1.00 bpg.
- Joins Kareem Abdul-Jabbar, LeBron James, and Karl Malone as the only players in NBA history with career totals of at least 30,000 points, 7,000 rebounds, 4,000 assists, 1,000 steals and 1,000 blocks.
- Named MVP in 2013-14, 15-time All-Star, two-time champion and Finals MVP with Golden State in 2016-17 and 2017-18, 11-time All-NBA selection (First Team 6 times; Second Team 5 times).

2023-24 (Phoenix)

- In 75 games (all starts), averaged 27.1 ppg (52.3% FGs, 41.3% 3FGs, 85.6% FTs), 6.6 rpg, 5.0 apg and 1.21 bpg in 37.2 mpg.
- Missed two games (11/24-11/26/23) with right foot soreness, two games (12/8-12/12/23) with a left ankle sprain, two games (1/1-1/3/24) with right hamstring soreness and one game (1/5/24) with a right hamstring strain.
- Ranked fifth in scoring... scored 20+ points 65 times, including 30+ 27 times and 40+ five times.
- Named an All-Star and was an All-NBA Second Team selection.
- Had 14 double-doubles (13 just point/rebound), including one triple-double.
- **Playoffs 2024:** Started all four games of Phoenix's First Round series vs. Minnesota, while averaging 26.8 ppg (55.2% FGs, 41.7% 3FGs, 82.4% FTs), 6.4 rpg, 3.3 apg and 1.50 bpg in 42.0 mpg.

2022-23 (Brooklyn/Phoenix)

- In 47 games (all starts) for Brooklyn and Phoenix, averaged 29.1 ppg (56.0% FGs, 40.4% 3FGs, 91.9% FTs), 6.7 rpg, 5.0 apg and 1.43 bpg in 35.6 mpg.
- Appeared in 39 games for Brooklyn prior to being acquired by Phoenix via a four-team trade with Milwaukee and Indiana on 2/9/23... appeared in eight games for Phoenix over the remainder of the season (Suns 8-0 mark).
- Missed one game (12/10/22) for right knee injury management, 18 games (1/12-2/7/23; 2/14-2/26/23) with a right knee MCL sprain, two games following the trade (2/9-2/10/23) and 12 games with left ankle soreness/sprain/injury management (3/8-3/27/23; 4/7-4/9/23).
- Named an All-Star.
- Became the first player in NBA history with 10+ 3FGM in a season to have shot at least 55.0% from the floor, 40.0% from 3-point range and 90.0% from the foul line.
- Scored 20+ points 42 times, including 30+ 22 times and 40+ three times.
- Had five double-doubles (2 just point/rebound; 2 just point/assist), including one triple-double.
- **Playoffs 2023:** Started all 11 games during Phoenix's run to the Conference Semifinals, while averaging 29.0 ppg (47.8% FGs, 33.3% 3FGs, 91.7% FTs), 8.7 rpg, 5.5 apg and 1.36 bpg in 42.4 mpg... scored 30+ points four times and recorded five double-doubles (4 point/rebound; one point/assist).

2021-22 (Brooklyn)

- In 55 games (all starts), averaged 29.9 ppg (51.8% FGs, 38.3% 3FGs, 91.0% FTs), 7.4 rpg and 6.4 apg in 37.2 mpg.
- Missed one game (11/19/21) with a right shoulder sprain, two games (12/8/21; 1/13/22) for rest, three games (12/18-21/27/21) for Health & Safety Protocols and 21 games (1/17-3/1/22) with a left knee MCL sprain.
- Named an All-Star and was an All-NBA Second Team selection.
- Scored 20+ points in 50 of his 55 games played, including 30+ 25 times and 40+ four times and 50+ three times.
- Had 18 triple-doubles (12 just point/rebound; 2 just point/assist), including four triple-doubles.
- **Playoffs 2022:** Started all four games of Brooklyn's First Round series vs. Boston, averaging 26.3 ppg (38.6% FGs, 33.3% 3FGs, 89.5% FTs), 6.3 apg, 5.8 rpg and 1.00 spg in 44.0 mpg.

2020-21 (Brooklyn)

- In 35 games with 32 starts, averaged 26.9 ppg (53.7% FGs, 45.0% 3FGs, 88.2% FTs), 7.1 rpg, 5.6 apg and 1.29 bpg in 33.1 mpg.
- Missed three games (12/28/20; 1/22/21; 1/29/21) for right Achilles tendon surgery injury recovery, six games (1/5-1/8/21; 2/6-2/10/21) for Health & Safety Protocols, 25 games (2/15-4/5/21; 4/14/21; 4/30/21) with a left hamstring strain/injury management and three games (4/20-4/23/21) with a left thigh contusion.
- Named an All-Star.
- Scored 20+ points 29 times, including 30+ 15 times and 40+ three times.
- Recorded 12 double-doubles (8 just point/rebound; 4 just point/assist).
- **Playoffs 2021:** Started as 12 games of Brooklyn's run to the Conference Semifinals, averaging 34.3 ppg (51.4% 3FGs, 40.2% 3FGs, 87.1% FTs), 9.3 rpg, 4.4 apg, 1.58 bpg and 1.50 spg in 40.4 mpg... scored 30+ points eight times, including 40+ three times... recorded five double-doubles, including one triple-double with 49 points, 17 rebounds and 10 assists in Game 5 of the Semifinals vs. Milwaukee on 6/15/21.

#7 Kevin Durant

2019-20 (Brooklyn)

- Missed the entire season while rehabbing a ruptured right Achilles suffered during Game 5 of the 2019 NBA Finals.

2018-19 (Golden State)

- Started all 78 of his games played, averaging 26.0 ppg (52.1% FGs, 35.3% 3FGs, 88.5 FTs), 6.4 rpg, 5.9 apg and 1.08 bpg in 34.6 mpg.
- Missed two games (2/28/19) with a right ankle sprain (3/13-3/16/19), one game (2/28/19) for rest and one game (4/9/19) due to illness.
- Named All-NBA Second Team and was MVP of the All-Star Game.
- Ranked eighth in scoring... scored 20+ points 66 times, including 30+ 20 times, 40+ 4 times and 50+ once.
- Had 16 double-doubles (11 just point/rebound; 3 just point/assist) including two triple-doubles.
- Scored 44+ points in three straight games from 11/24-11/29/18... highest three-game point total (144) of his career.
- **Playoffs 2019:** Started 12 games during Golden State's run to the NBA Finals, averaging 32.3 ppg (51.4% FGs, 43.8% 3FGs, 90.3% FTs)... missed nine games with a right calf strain and suffered a ruptured right Achilles in the second quarter of his first game back in Game 5 of the NBA Finals at Toronto... scored 30+ points seven times, including 40+ three times and 50+ once.

2017-18 (Golden State)

- Started all 68 of his games played, averaging 26.4 ppg (51.6% FGs, 41.9% 3FGs, 88.9% FTs), 6.8 rpg, 5.4 apg and 1.75 bpg in 34.2 mpg.
- Missed one game (11/8/17) with a left thigh contusion, four games (11/19/17; 11/24-11/27/17), three games (1/4-1/8/18) with a right calf strain and six games (3/16-3/27/18) with right rib soreness.
- Named All-NBA First Team and was an All-Star... became the fourth player to record a triple-double in the All-Star Game.
- Received the season-long NBA Cares Community Assist award.
- Ranked sixth in scoring... scored 20+ points 56 times, including 30+ 18 times, 40+ four times and 50+ once.
- Had 15 double-doubles (12 just point rebound; one just point/assist), including two triple-doubles.
- Had 40 points vs. the Clippers on 1/10/18, becoming the second-youngest player (LeBron James) to reach 20,000 career points.
- **Playoffs 2018:** Started all 21 games during Golden State's title run, averaging 29.0 ppg (48.7% FGs, 34.1% 3FGs, 90.1% FTs), 7.8 rpg, 4.7 apg and 1.19 bpg in 38.4 mpg... scored 20+ points in all 21 games, including 30+ six times and 40+ once... had five double-doubles, including a triple-double in the deciding Game 4 of the NBA Finals vs. Cleveland... was named Finals MVP.

2016-17 (Golden State)

- Started all 62 of his games played, averaging 25.1 ppg (53.7% FGs, 37.5% 3FGs, 87.5% FTs), 8.3 rpg, 4.8 apg, 1.60 bpg and 1.06 spg in 33.4 mpg.
- Missed one game (2/25/17) with a left hand contusion and 19 games (3/2-4/5/17) with a Grade 2 MCL sprain and tibial bone bruise.
- Named All-NBA Second Team and was an All-Star.
- Scored 20+ points 51 times, including 30+ 15 times and 40+ once.
- Recorded 24 double-doubles (22 just point rebound; one just point/assist), including one triple-double.
- **Playoffs 2017:** Started 15 games during Golden State's title run, averaging 28.5 ppg (55.6% FGs, 44.2% 3FGs, 89.3% FTs), 7.9 rpg, 4.3 apg and 1.33 bpg in 35.5 mpg... missed Games 2 & 3 of the First Round series vs. Portland with a left calf strain... scored 30+ points nine times, including all five games of the NBA Finals... recorded six point/rebound double-doubles... named Finals MVP.

2015-16 (Oklahoma City)

- Started all 72 of his games played, averaging 28.2 ppg (50.5 FGs, 38.7% 3FGs, 89.8% FTs), 8.2 rpg, 5.0 apg, 1.18 bpg and 0.96 spg in 35.8 mpg.
- Missed six games (11/13-11/22/15) with a left hamstring strain, one game (1/4/16) with a right big toe sprain and three games (3/29/16; 4/6/16; 4/12/16) for rest.
- Named All-NBA Second Team and was an All-Star.
- Ranked third in scoring... scored 20+ points in all but one of his 72 games played, including 30+ 29 times and 40+ three times.
- Recorded 27 double-doubles (25 just point/rebound; one just point assist), including one triple-double.
- **Playoffs 2017:** Started 15 games during Oklahoma City's run to the Conference Finals, averaging 28.4 ppg (43.0% FGs, 28.2% 3FGs, 89.0% FTs), 7.1 rpg, 3.3 apg, 1.00 spg and 1.00 bpg in 40.3 mpg... scored 30+ points six times, including 40+ twice... recorded two point/rebound double-doubles.

2014-15 (Oklahoma City)

- Started all 27 of his games played, averaging 25.4 ppg (51.0% FGs, 40.3% 3FGs, 85.4% FTs), 6.6 rpg and 4.1 apg in 33.8 mpg.
- Missed 17 games (10/29-11/28/24) with a right foot Jones fracture, six games (12/19-12/28/24) with a right ankle sprain, four games (1/26-1/28/15; 2/2-2/4/15) with a sprained left great toe and 28 games (2/21-4/15/15) for right foot surgery.
- Named an All-Star.
- Scored 20+ points 20 times, including 30+ eight times and 40+ twice.
- Had five point-rebound double-doubles.

#7 Kevin Durant

2013-14 (Oklahoma City)

- Started all 81 of his games played, averaging 32.0 ppg (50.3% FGs, 39.1% 3FGs, 87.3% FTs), 7.4 rpg, 5.5 apg and 1.27 spg in 38.5 mpg.
- Recorded a DNP-CD at Boston on 1/24/14 but was having shoulder pain.
- Named MVP, All-NBA First-Team and was an All-Star.
- Led the NBA in scoring... scored 20+ points 77 times, including 30+ 47 times, 40+ 14 times and 50+ twice.
- Recorded 27 double-doubles (20 just point/rebound; 4 just point/assist), including three triple-doubles.
- **Playoffs 2014:** Started all 19 games during Oklahoma City's run to the Conference Finals, averaging 29.6 ppg (46.0% FGs, 34.4% 3FGs, 81.0% FTs), 8.9 rpg, 3.9 apg, 1.32 bpg and 1.00 spg in 42.9 mpg... scored 30+ points 11 times, including 40+ once... recorded eight double-doubles.

2012-13 (Oklahoma City)

- Started all 81 of his games played, averaging 28.1 ppg (51.0% FGs, 41.6% 3FGs, 90.5% FTs), 7.9 rpg, 4.6 apg, 1.43 spg and 1.30 bpg in 38.5 mpg.
- Sat out the final game of the season vs. Milwaukee on 4/17/13.
- Finished second in MVP voting, named All-NBA First Team and was an All-Star.
- Ranked second in the league in scoring to Carmelo Anthony by 0.6 ppg... scored 20+ points 71 times, including 30+ 33 times, 40+ six times and 50+ once.
- Recorded 19 double-doubles (13 just point/rebound), including three triple-doubles.
- Became the sixth player in NBA history among qualifiers to shoot at least 50.0% from the floor, 40.0% from 3-point range and 90.0% from the foul line.
- Led the NBA in free throw percentage... became the first player in NBA history to have 20+ free throws made in consecutive games (1/18-1/20/13).
- **Playoffs 2013:** Started all 11 games of Oklahoma City's run to the Conference Semifinals, averaging 28.5 ppg (51.7% FGs, 37.3% 3FGs, 86.4% FTs), 7.4 rpg, 3.7 apg, 1.27 spg and 1.09 bpg in 41.9 mpg... scored 30+ points five times, including 40+ once... had four point/rebound double-doubles.

2011-12 (Oklahoma City)

- Started all 66 games, averaging 28.0 ppg (49.6% FGs, 38.7% 3FGs, 86.0% FTs), 8.0 rpg, 3.5 apg, 1.33 spg and 1.17 bpg in 38.6 mpg.
- Finished second in MVP voting, named All-NBA First Team and was MVP of the All-Star Game.
- Became the seventh player to have led the league in scoring in three consecutive seasons... had 20+ points in 61 of the 66 games, including 30+ 25 times, 40+ four times and 50+ once.
- Recorded 18 point/rebound double-doubles.
- **Playoffs 2012:** Started all 20 games of Oklahoma City's run to the NBA Finals, averaging 28.5 ppg (51.7% FGs, 37.3% 3FGs, 86.4% FTs), 7.4 rpg, 3.7 apg, 1.45 spg and 1.20 bpg in 41.9 mpg... scored 30+ points nine times and recorded seven point/rebound double-doubles... averaged 30.6 ppg on 54.8% shooting during the Finals vs. Miami.

2010-11 (Oklahoma City)

- Started all 78 of his games played, averaging 27.7 ppg (46.2% FGs, 35.0% 3FGs, 88.0% FTs), 6.8 rpg, 2.7 apg, 1.13 spg and 0.97 bpg in 38.9 mpg.
- Missed two games (11/19-11/20/10) with a sore left ankle and two games (12/1-12/3/10) with a sprained left knee.
- Named All-NBA First Team and was an All-Star.
- Led the league in scoring... had 20+ points 71 times, including 30+ 29 times and 40+ five times.
- Recorded 14 point/rebound double-doubles.
- **Playoffs 2011:** Started all 17 games during Oklahoma City's run to the Conference Finals, averaging 28.6 ppg (44.9% FGs, 33.9% 3FGs, 83.8% FTs), 8.2 rpg, 2.8 apg and 1.12 spg... scored 30+ points seven times, including 40+ three times... had five point/rebound double-doubles.

2009-10 (Oklahoma City)

- Started all 82 games, averaging 30.1 ppg (47.6% FGs, 36.5% 3FGs, 90.0% FTs), 7.6 rpg, 2.8 apg, 1.37 spg and 1.02 bpg in 39.5 mpg.
- Finished second in MVP voting, named All-NBA First Team and was an All-Star.
- Led the league in scoring... had 20+ points 75 times, including 30+ 47 times and 40+ eight times.
- Recorded 25 point/rebound double-doubles.
- **Playoffs 2010:** Started all six games of Oklahoma City's First Round series vs. the Lakers, averaging 25.0 ppg (35.0% FGs, 28.6% 3FGs, 87.1% FTs), 7.7 rpg, 2.3 apg and 1.33 bpg in 38.5 mpg... scoring 30+ points once and had one point/rebound double-double.

2008-09 (Oklahoma City)

- Started all 74 of his games played, averaging 25.3 ppg (47.6% FGs, 42.2% 3FGs, 86.3% FTs), 6.5 rpg, 2.8 apg and 1.30 spg in 39.0 mpg.
- Missed one game (11/12/08) with a sore left ankle and seven games with a right ankle sprain (2/28/09-3/11/09) suffered at Dallas on 2/27/09.
- Ranked sixth in the league in scoring... had 20+ points 57 times, including 30+ 21 times and 40+ three times.
- Recorded 15 point/rebound double-doubles.

2007-08 (Seattle)

- Started all 80 of his games played, averaging 20.3 ppg (43.0% FGs, 28.8% 3FGs, 87.3% FTs), 4.4 rpg, 2.4 apg, 0.98 spg and 0.94 bpg in 34.6 mpg.
- Missed one game (12/31/07) with a sore left index finger and one game (2/19/08) due to illness.
- Named Rookie of the Year.
- Scored 20+ points 44 times, including 30+ seven times and 40+ once.
- Had one double-double with 42 points and 13 rebounds at Golden State on 4/16/08.

#7 Kevin Durant

College

- Was an early entry candidate for the 2007 NBA Draft following his freshman season at Texas.
- Averaged 25.8 ppg (47.3% FGs, 40.4% 3FGs, 81.6% FTs), 11.1 rpg, 1.3 apg, 1.9 spg and 1.9 bpg.
- Earned National Player of the Year honors from The Associated Press, NABC, USBWA, CBS/Chevrolet and The Sporting News.
- Named the winner of the Adolph Rupp Trophy, the Naismith Award and the Wooden Award, becoming the first-ever freshman in NCAA history to win any of those awards.
- Earned consensus First Team All-American honors, becoming just the third freshman in NCAA history at that time to earn that honor, joining Wayman Tisdale (1983) and Chris Jackson (1989).
- Named Big 12 Freshman and Player of the Year, earned First Team All-Conference honors and was named to the league's All-Defensive Team.
- Set single-season school and Big 12 record for points in a season with 903, a total that ranked as the second-most by a freshman in NCAA history.
- Set a single-season school record for total rebounds with 390, a mark that ranked second in Big 12 history and third all-time for a freshman in NCAA history.

Personal

- Born in Washington D.C. and spent his senior year at Montrose Christian High School in Maryland... named First Team All-American by USA Today and Parade Magazine after averaging 23.6 ppg, 10.2 rpg, 3.0 apg, 3.0 spg and 2.6 bpg.
- Was MVP of the 2006 McDonald's All-American Game.
- Has a men's Olympic basketball record four gold medals (2012, 2016, 2020, 2024) and helped Team USA win gold at the 2010 World Cup.
- Is USA Basketball's all-time Olympic leader in scoring and rebounding.
- Traveled to India in the summer of 2017, where he and 3,459 Indian children from the Reliance Foundation Jr. NBA program set a new Guinness World Record for the world's largest basketball lesson (multiple venues) ever held, conducting the record-breaking feat at The NBA Academy India.
- Starred in the 2012 movie, Thunderstruck... was executive producer on the Apple TV+ series, Swagger, which was loosely inspired on his personal experiences.
- Co-owns Boardroom, a sports, media and entertainment brand.

#17 Tari Eason



Personal Info

Height	6-8	High School	Garfield (Seattle, WA)
Weight	217	College	Louisiana State
Birthdate	5/10/01	NBA Experience	3
Birthplace	Portsmouth, VA	Drafted	2022 (17th overall) by Houston

Career Highs

	Regular Season	Playoffs		Regular Season	Playoffs
PTS	30 vs. Dal 3/14/25	14 vs. GS 4/23/25	OR	12 vs. OKC 2/1/23	3 vs. GS 4/23/25
FGM	11 (3 times)	6 vs. GS 4/23/25	DR	11 at Mil 11/18/24	5 (2 times)
FGA	21 vs. OKC 2/1/23	10 vs. GS 4/20/25	TR	14 (5 times)	6 (2 times)
3FGM	4 (2 times)	2 (2 times)	AST	5 at Tor 11/9/22	1 (5 times)
3FGA	8 at NO 3/6/25	5 at GS 4/26/25	STL	6 vs. Ind 11/20/24	4 at GS 5/2/25
FTM	7 at OKC 2/4/23	3 at GS 4/28/25	BLK	3 (7 times)	2 (2 times)
FTA	10 at OKC 2/15/23	4 at GS 4/28/25	MIN	39:08 vs. Phi 3/17/25	24:19 vs. GS 4/23/25

Career Statistics

REGULAR SEASON

YEAR	G-S	MIN	FGM-A	PCT	3FGM-A	PCT	FTM-A	PCT	REBOUNDS	AST	PF-D	ST	TO	BLK	TP	RPG	APG	PPG		
2022-23	Houston	82-5	1767	296-660	.448	59-172	.343	109-145	.752	195-301	496	88	189-0	96	101	47	760	6.0	1.1	9.3
2023-24	Houston	22-0	480	88-189	.466	18-50	.360	21-33	.636	46-107	153	27	51-0	31	20	19	215	7	1.2	9.8
2024-25	Houston	57-16	1420	272-559	.487	63-184	.342	79-104	.760	128-234	362	83	136-1	97	65	50	686	6.4	1.5	12.0
TOTALS		161-21	3667	656-1408	.466	140-406	.345	209-282	.741	369-642	1011	198	376-1	224	186	116	1661	6.3	1.2	10.3

PLAYOFFS

YEAR	G-S	MIN	FGM-A	PCT	3FGM-A	PCT	FTM-A	PCT	REBOUNDS	AST	PF-D	ST	TO	BLK	TP	RPG	APG	PPG		
2024-25	Houston	7-0	132	21-44	.477	7-19	.368	4-8	.500	7-23	30	5	13-0	8	10	7	53	4.3	0.7	7.6

Career Transactions

Selected by Houston with the 17th overall pick in the 2022 NBA Draft.

#17 Tari Eason

2024-25 Notes/Career Highlights

- In 57 games with 16 starts for Houston, averaged 12.0 ppg (48.7% FGs, 34.2% 3FGs, 76.0% FTs), 6.4 rpg, 1.5 apg and 1.70 spg in 24.9 mpg.
- Missed two games while in concussion protocol (12/5-12/8/24) and 23 games (12/19/24-1/15/25; 1/28/25; 2/4/25; 2/9/25; 2/13/25; 2/22/25; 2/26/25; 3/3/25; 3/15/25; 3/30/25; 4/11/25) for left lower leg injury management... missed the final 51 games of 2023-24 due to a left lower leg injury after appearing in all 82 as a rookie in 2022-23.
- Underwent successful left tibia surgery on 3/4/24 but was ready for the start of 2024-25.
- Became the second player in NBA history (Jerome Kersey in 1986-87) to have averaged at least 12.0 ppg, 6.0 rpg and 1.50 spg in fewer than 26.0 mpg.
- Scored 20+ points in 4 of his final 22 games played and 6 times overall in 2024-25 after doing so a total of 5 times his first two seasons.
- From the beginning of February, started 16 games (Rockets 12-4 mark) after not starting since his rookie season... in those starts, averaged 15.1 ppg (52.4% FGs), 6.8 rpg, 1.9 apg, 1.9 spg and 1.3 bpg.
- Grabbed 10+ rebounds 7 times with 6 double-doubles.
- Hit 2+ 3FGM 20 times, including 3+ 7 times, after having 2+ 3FGM a total of 15 times his first two seasons, including 3+ 3 times.
- Would have ranked sixth in steals (1.70 per) had he qualified... recorded 2+ steals 25 times, including a career-high 6 vs. Indiana on 11/20.
- Had 97 steals with 65 turnovers and ranked sixth in steal-to-turnover ratio (1.49).
- Had 27 points, 9 rebounds, 4 steals, 3 blocks and 3 3FGM vs. Golden State on 11/2/24... marked 11th time in NBA history that a player posted those numbers and was the second Rocket (James Harden twice).
- First player to have reached his totals of points, rebounds, steals, blocks and 3FGM through the first 161 games of a career.
- **Playoffs 2025:** Appeared in all seven games of Houston's First Round series vs. Golden State, averaging 7.6 ppg (47.7% FGs, 36.8% 3FGs, 50.0% FTs), 4.3 rpg and 1.14 spg in 18.9 mpg.

2023-24 (Houston)

- In 22 games, averaged 9.8 ppg (46.6% FGs, 36.0% 3FGs, 63.6% FTs), 7.0 rpg, 1.2 apg and 1.41 spg in 21.8 mpg.
- Missed 60 games (10/25-11/6/23, 11/20/23, 12/20-12/22/23, 1/3-4/14/24) due to a left lower leg injury... underwent successful left tibia surgery on 3/4/24.
- Became first player in NBA history to have averaged at least 9.0 ppg, 7.0 rpg and 1.40 spg while playing fewer than 25.0 mpg in a season.
- Had three double-doubles.
- Recorded 2+ steals in each of his final 8 games played.
- **Summer 2023:** In two games for Houston at the NBA Summer League in Vegas, averaged 23.0 ppg, 9.5 rpg, 4.0 apg and 3.0 bpg in 31.3 mpg.

2022-23 (Houston)

- Appeared in all 82 games with five starts while averaging 9.3 ppg (44.8% FGs, 34.3% 3FGs, 75.2% FTs), 6.0 rpg, 1.1 apg and 1.17 spg in 21.5 mpg.
- First Rockets rookie to have played an entire 82-game season since Luis Scola in 2007-08.
- Was an NBA All-Rookie Team Second Team selection.
- Became the fourth player to have averaged at least 9.0 ppg, 6.0 rpg and 1.00 spg in fewer than 22.0 mpg in a single season and just the second going back to 1981-82 (Nikola Jokic in 2015-16).
- Fifth rookie to have recorded at least 450 rebounds, 90 steals, 40 blocks and 50 3-pointers joining Carmelo Anthony, Larry Bird, Lamar Odom and Antoine Walker.
- Became the third player to have at least 190 offensive rebounds and 90 steals while playing fewer than 1,800 minutes in a season (DeJuan Blair in 2010-11; George Lynch in 1993-94).
- Grabbed 10+ rebounds 10 times with seven double-doubles.
- Ranked second among rookies with 1.17 steals and was 13th in the NBA in steal-to-turnover ratio (0.95)... recorded multiple steals 24 times.
- Had 2+ steals in four straight games from 11/7-11/14/22, tying for the second-longest streak by a Rockets rookie back to 1983-84 (Steve Francis; 6 games from 2/27-3/9/00).
- Had 20 points and 13 rebounds (12 offensive) in 19 minutes of play vs. Oklahoma City on 2/1/23... dating back to 1982-83, was the second player with at least 20 points and 13 boards in fewer than 20 minutes.
- **Summer 2022:** Made all five games for Houston at the NBA Summer League in Las Vegas, while averaging 17.2 ppg (44.7% FGs, 33.3% 3FGs, 78.6% FTs), 10.4 rpg, 1.6 apg, 1.8 spg and 1.0 bpg in 27.4 mpg... named All-Summer League First Team.

College

- Was an early entry candidate for the 2022 NBA Draft following his sophomore season at Louisiana State... spent his freshman season at Cincinnati.
- As a sophomore, averaged 16.9 ppg, 6.6 rpg, 1.9 spg and 1.1 bpg while shooting 52.1% from the floor and 80.3% from the line.
- Increased his scoring average from 7.3 ppg (46.2% FGs, 24.1% 3FGs, 57.4% FTs) as a freshman to 16.9 ppg (52.1% FGs, 35.9% 3FGs, 80.3% FTs) as a sophomore.
- Became the first player in SEC history to be named Sixth Man of the Year while also earning All-SEC First Team honors... also earned AP Honorable Mention All-American honors.
- In 2021-22, was one of four Division I players to have averaged at least 16.0 ppg, 6.0 rpg, 1.50 spg and 1.00 bpg.
- In his final season, was one of four freshmen or sophomores to have averaged at least 15.0 ppg while shooting 50.0% or better from the floor and 80.0% or better from the line.
- Was one of 10 semifinalists for the Naismith Defensive Player of the Year Award.

#17 Tari Eason

Personal

- Mother is Teroya Eason.
- Attended Garfield High School in Seattle as a freshman and sophomore... transferred to Federal Way High School his junior season before returning to Garfield as a senior... was coached by former NBA All-Star Brandon Roy at Garfield.
- Had 21 points and 14 rebounds to help Garfield win the 3A Washington State championship as a senior, defeating O'Dea High School and Paolo Banchero.

#2 Dorian Finney-Smith



Personal Info

Height

6-7

Weight

225

Birthdate

5/4/93

Birthplace

Portsmouth, VA

High School

I.C. Norcom (Portsmouth, VA)

College

Florida

NBA Experience

9

Drafted

Not selected in 2016 NBA Draft

Career Highs

	Regular Season	Playoffs		Regular Season	Playoffs
PTS	28 at Cle 3/30/22	24 vs. Pho 5/8/22	OR	7 at Pho 4/9/17	6 at LAC 6/6/21
FGM	10 (2 times)	9 vs. GS 5/24/22	DR	7 vs. Tor 10/22/22	8 at Uta 4/28/22
FGA	19 (2 times)	15 vs. Pho 5/6/22	TR	10 at Sac 8/4/20	10 (2 times)
3FGM	7 vs. LAC 1/15/22	8 vs. Pho 5/8/22	AST	7 vs. NY 1/23/24	6 at Min 4/27/25
3FGA	11 vs. Den 10/29/24	12 vs. Pho 5/8/22	STL	4 (3 times)	5 at LAC 6/2/21
FTM	7 (2 times)	4 vs. Uta 4/16/22	BLK	3 (8 times)	2 (2 times)
FTA	11 vs. Den 10/29/24	4 (3 times)	MIN	48:50 at LAC 11/23/21	47:49 at Uta 4/21/22

Career Statistics

REGULAR SEASON

YEAR	G-S	MIN	FGM-A	PCT	3FGM-A	PCT	FTM-A	PCT	REBOUNDS	AST	PF-D	ST	TO	BLK	TP	RPG	APG	PPG
2016-17 Dallas	81-35	1642	124-333	372	56-191	293	46-61	754	55-167-222	67	125-0	52	45	25	350	2.7	0.8	4.3
2017-18 Dallas	21-13	448	46-121	380	20-67	299	11-15	733	22-53-75	26	43-0	10	21	4	123	3.6	1.2	5.9
2018-19 Dallas	81-26	1985	228-528	432	79-254	311	73-103	709	138-251-389	95	186-1	69	74	36	608	4.8	1.2	7.5
2019-20 Dallas	71-68	2120	243-522	466	114-303	376	78-108	722	145-260-405	114	178-2	45	69	39	678	5.7	1.6	9.5
2020-21 Dallas	60-60	1920	220-466	472	119-302	394	31-41	756	98-228-326	102	138-0	52	48	25	590	5.4	1.7	9.8
2021-22 Dallas	80-80	2643	326-692	471	172-435	395	56-83	675	122-253-375	150	183-1	88	80	39	880	4.7	1.9	11.0
2022-23 DAL-BRK	66-66	2009	196-501	391	114-338	337	45-59	763	114-202-316	100	144-2	55	62	36	551	4.8	1.5	8.3
2023-24 Brooklyn	68-56	1934	215-511	421	117-336	348	33-46	717	109-208-317	107	150-1	56	59	38	580	4.7	1.6	8.5
2024-25 BRK-LAL	63-40	1819	195-435	448	129-314	411	30-45	667	80-167-247	90	136-0	58	56	23	549	3.9	1.4	8.7
TOTALS	591-444	16521	1793-4109	436	920-2540	362	403-561	718	883-1789-2672	851	1283-7	485	514	265	4909	4.5	1.4	8.3

PLAYOFFS

YEAR	G-S	MIN	FGM-A	PCT	3FGM-A	PCT	FTM-A	PCT	REBOUNDS	AST	PF-D	ST	TO	BLK	TP	RPG	APG	PPG
2019-20 Dallas	6-6	191	23-52	442	11-30	367	4-5	800	12-22-34	19	22-0	7	9	3	61	5.7	3.2	10.2
2020-21 Dallas	7-7	271	26-64	406	16-37	432	4-5	800	17-29-46	15	23-0	8	12	2	72	6.6	2.1	10.3
2021-22 Dallas	18-18	688	74-157	471	46-108	426	17-24	708	32-67-99	35	53-0	17	18	7	211	5.5	1.9	11.7
2022-23 Brooklyn	4-4	101	9-23	391	7-17	412	0-0	---	6-12-18	3	7-0	3	5	2	25	4.5	0.8	6.3
2024-25 L.A. Lakers	5-1	170	12-29	414	7-19	368	0-0	---	10-11-21	13	17-1	1	5	2	31	4.2	2.6	8.2
TOTALS	40-36	1419	144-325	443	87-211	412	25-34	735	77-141-218	85	122-1	36	49	16	400	5.5	2.1	10.0

Career Transactions

Was not selected in the 2016 NBA Draft... Signed with Dallas on 7/8/16 and re-signed on 7/11/19 and 2/12/22... Traded by Dallas to Brooklyn on 2/6/23... Traded by Brooklyn to the L.A. Lakers on 12/29/24... Signed as a free agent with Houston on 7/6/25.

#2 Dorian Finney-Smith

2024-25 Notes/Career Highlights

- In 63 games with 40 starts for Brooklyn and the L.A. Lakers, averaged 8.7 ppg (44.8% FGs, 41.1% 3FGs, 66.7% FTs), 3.9 rpg, 1.4 apg and 0.92 spg in 28.9 mpg.
- Began the season with the Nets before being traded to the Lakers on 12/29/24... in 20 games (all starts) for Brooklyn, averaged 10.4 ppg (45.9% FGs, 43.5% 3FGs, 62.5% FTs), 4.6 rpg and 1.6 apg in 29.0 mpg.
- In 43 games with 20 starts for the Lakers, averaged 7.9 ppg (44.2% FGs, 39.8% 3FGs, 71.4% FTs), 3.6 rpg and 1.4 apg in 28.8 mpg.
- For Brooklyn, missed eight games (11/11-11/13/24; 11/24-11/25/24; 11/29-12/4/24) with a left ankle sprain and three games (12/21-12/26/24) with a left calf contusion... for the Lakers, missed one game (1/30/25) with a right shoulder contusion, two games (2/12/25; 3/10/25) with left ankle soreness and one game (3/20/25) for left ankle injury management.
- Scored in double-figures 26 times, including 20+ once... Lakers were 12-5 when he scored 10+ points.
- Hit 2+ 3FGM 34 times, including 3+21 times, 4+ 14 times and 5+ five times.
- Had more steals (58) than turnovers (56).
- Shot a career-best 41.1% from 3-point range... was one of 20 players with 60+ games played to have averaged at least 2.0 3FGM while shooting 40.0% or better.
- Averaged 2.9 3FGM on 47.6% shooting over his final 14 games played.
- Joins Robert Covington and Wesley Matthews as the only undrafted players in NBA history with career totals of at least 4,500 points, 2,500 rebounds, 450 steals and 900 3-pointers made.
- One of six players in NBA history with 500+ games played with career averages of at least 1.5 orpg and 1.5 3FGM (Ryan Anderson, Kevin Love, Kristaps Porzingis, Karl-Anthony Towns, Antoine Walker).
- Tied for the sixth-most seasons (4) recording 100+ offensive rebounds and 100+ 3FGM.
- **Playoffs 2025:** Appeared in all five games with one start during the Lakers First Round series vs. Minnesota, averaging 6.2 ppg (41.4% FGs, 36.8% 3FGs), 4.2 rpg and 2.6 apg in 34.0 mpg.

2023-24 (Brooklyn)

- In 68 games with 56 starts, averaged 8.5 ppg (42.1% FGs, 34.8% 3FGs, 71.7% FTs), 4.7 rpg and 1.6 apg in 28.4 mpg.
- Missed one game (12/2/23) with right foot/knee soreness, two games (12/16/23; 12/27/23) with left knee soreness, six games (1/29-2/8/24) with a left ankle sprain, one game (3/21/24) with left ankle soreness and four games (4/7/4/14/24) with left knee effusion.
- Scored in double-figures 27 times, including 20+ twice... Nets were 7-0 when he scored 15+ points.
- Hit 2+ 3FGM 32 times, including 3+ 21 times and 4+ 10 times.

2022-23 (Dallas/Brooklyn)

- In 66 games (all starts) for Dallas and Brooklyn, averaged 8.3 ppg (39.1% FGs, 33.7% 3FGs, 76.3% FTs), 4.8 rpg and 1.5 apg in 30.4 mpg.
- Began the season with the Mavs before being traded to the Nets on 2/6/23... in 40 games for Dallas, averaged 9.1 ppg (41.6% FGs, 35.5% 3FGs, 75.0% FTs), 4.7 rpg and 1.5 apg in 32.2 mpg.
- In 26 games for Brooklyn, averaged 7.2 ppg (35.1% FGs, 30.6% 3FGs, 78.9% FTs), 4.9 rpg and 1.6 apg in 27.7 mpg.
- For Dallas, missed 14 games (12/21/22-1/15/23) with a right adductor strain... for Brooklyn, missed one game (4/5/23) with a right wrist contusion and one game (4/9/25) for right wrist injury management.
- Scored in double-figures 23 times, including 20+ once, and recorded two point/rebound double-doubles... teams were 7-2 when he scored 15+ points.
- Hit 2+ 3FGM 33 times, including 3+ 16 times and 4+ six times.
- **Playoffs 2023:** Started all four games of Brooklyn's First Round series vs. Philly, averaging 6.3 ppg (39.1% FGs, 41.2% 3FGs) and 4.5 rpg in 25.3 mpg.

2021-22 (Dallas)

- In 80 games (all starts), averaged 11.0 ppg (47.1% FGs, 39.5% 3FGs, 67.5% FTs), 4.7 rpg, 1.9 apg and 1.10 spg in 33.1 mpg.
- Missed one game (12/25/21) due to illness and one game (3/11/22) with a right arm contusion.
- Scored in double-figures 46 times, including 20+ three times, and had one point/rebound double-double... Mavs were 15-2 when he scored 15+ points.
- Hit 2+ 3FGM 53 times, including 3+ 31 times and 4+ 14 times.
- Became the first player in NBA history to have increased his scoring average and 3-point percentage in each of the first six seasons of a career after becoming the first to do it through the first five seasons.
- **Playoffs 2023:** Started all 18 games during the Mavs run to the Conference Finals, averaging 11.7 ppg (47.1% FGs, 42.6% 3FGs, 70.8% FTs), 5.5 rpg and 1.9 apg in 38.2 mpg... scored 20+ points twice and had one point/rebound double-double.

2020-21 (Dallas)

- In 60 games (all starts), averaged 9.8 ppg (47.2% FGs, 39.4% 3FGs, 75.6% FTs), 5.4 rpg and 1.7 spg in 32.0 mpg.
- Missed nine games (1/9-1/25/21) for Health & Safety protocols and one game (4/29/21) with lower left leg soreness.
- Scored in double-figures 30 times, including 20+ four times.
- Grabbed 10+ rebounds twice with one double-double.
- Hit 2+ 3FGM 38 times, including 3+ 19 times and 4+ eight times.
- **Playoffs 2023:** Started all seven games of the Mavs First Round series vs. the Clippers, averaging 10.3 ppg (43.2% FGs, 43.2% 3FGs, 80.0% FTs), 6.6 rpg, 2.1 apg and 1.14 spg in 38.7 mpg... had one point/rebound double-double.

#2 Dorian Finney-Smith

2019-20 (Dallas)

- In 71 games with 68 starts, averaged 9.5 ppg (46.6% FGs, 37.6% 3FGs, 72.2% FTs), 5.7 rpg and 1.6 apg in 29.9 mpg.
- Missed one game (11/29/19) with a right finger strain, three games (3/6-38/20; 3/11/20) with a right hip injury and one game (8/10/20) with a left hip strain.
- Scored in double-figures 32 times, including 20+ three times.
- Grabbed 10+ rebounds nine times, including five double-doubles.
- Hit 2+ 3FGM 34 times, including 3+ 16 times.
- **Playoffs 2020:** Started all seven games of the Mavs First Round series vs. the Clippers, averaging 10.2 ppg (44.2% FGs, 36.7% 3FGs, 80.0% FTs), 5.7 rpg, 3.2 apg and 1.17 spg in 31.8 mpg.

2018-19 (Dallas)

- In 81 games with 26 starts, averaged 7.5 ppg (43.2% FGs, 31.1% 3FGs, 70.9% FTs), 4.8 rpg and 1.2 apg in 24.5 mpg.
- Missed one game (4/3/19) with a mouth laceration.
- Scored in double-figures 25 times.
- Grabbed 10+ rebounds five times with three double-doubles.
- Hit 2+ 3FGM 19 times, including 3+ six times.

2017-18 (Dallas)

- In 21 games with 13 starts, averaged 5.9 ppg (38.0% FGs, 29.9% 3FGs, 73.3% FTs), 3.6 rpg and 1.2 apg in 21.3 mpg.
- Missed 55 games (10/37/17-11/4/17; 11/14/17-3/6/18) with left quadriceps tendinitis and four games (3/11/18; 3/17/18; 3/27/18; 4/3/18) for return from injury management.
- Scored in double-figures five times and recorded one double-double.

2016-17 (Dallas)

- In 81 games with 35 starts, averaged 4.3 ppg (37.2% FGs, 29.3% 3FGs, 75.4% FTs) and 2.7 rpg in 20.3 mpg.
- Recorded one DNP-CD.
- Scored in double-figures eight times and grabbed 10+ rebounds once.
- Hit 2+ 3FGM 16 times.


College

- Was eligible for the 2016 NBA Draft following his redshirt senior season at Florida... sat out 2012-13 after transferring to the Gators from Virginia Tech.
- Over his final two seasons, averaged 14.0 ppg, 7.4 rpg, 1.8 apg and 1.02 spg while shooting 38.8% from 3-point range.
- Named All-SEC Second Team honors in each of his final two seasons and was SEC Sixth Man of the Year as a redshirt sophomore.

Personal

- Son of Desiree Finney-Henderson and Elbert Smith Jr.
- Was a two-time VHSL Class AAA Player of the Year at Norcom High School in Portsmouth, Va.
- His foundation, the Finney Family First Foundation, aims to inspire young people to become productive members of society by providing service to the community.
- Received a key to the city of Portsmouth, Va., and Sept. 1, 2023 was named "Dorian Finney-Smith Celebration Day" in recognition of his contributions to the community.
- In July of 2025, hosted his ninth-annual softball tournament and free basketball camp in Portsmouth as part of a weekend-long community event.

#32 Jeff Green



Personal Info

Height

6-8

Weight

235

Birthdate

8/28/86

Birthplace

Cheverly, MD

High School

Northwestern (Hyattsville, MD)

College

Georgetown

NBA Experience

17

Drafted

2007 (5th overall) by Boston

Career Highs

	Regular Season	Playoffs		Regular Season	Playoffs
PTS	43 vs. Mia 3/18/13	27 vs. Mil 6/15/21	OR	8 at Mem 11/19/07	3 (3 times)
FGM	14 (5 times)	9 vs. NY 4/28/13	DR	11 (6 times)	10 vs. OKC 8/29/20
FGA	28 at Dal 11/3/14	22 vs. NY 4/28/13	TR	15 (2 times)	10 vs. OKC 8/29/20
3FGM	8 at Was 1/22/14	7 vs. Mil 6/15/21	AST	7 (2 times)	5 at GS 5/31/18
3FGA	16 at Was 1/22/14	9 at Bos 5/27/18	STL	4 (9 times)	3 (2 times)
FTM	13 (2 times)	11 vs. NY 5/3/13	BLK	5 at Pho 2/22/13	3 at NY 4/20/13
FTA	18 at Sac 2/22/14	14 vs. NY 5/3/13	MIN	53:37 at NJ 12/1/10	48:27 vs. NY 4/28/13

Career Statistics

REGULAR SEASON

YEAR	G-S	MIN	FGM-A	PCT	3FGM-A	PCT	FTM-A	PCT	REBOUNDS OFF-DEF-TOT	AST	PF-D	ST	TO	BLK	TP	RPG	APG	PPG	
2007-08	Seattle	80-52	2253	320-749	.427	21-76	.276	177-238	.744	101-278-379	119	198-0	46	158	49	838	4.7	1.5	10.5
2008-09	Okl. City	78-78	2870	476-1068	.446	96-247	.389	242-307	.788	120-399-519	155	202-1	81	173	33	1290	6.7	2.0	16.5
2009-10	Okl. City	82-82	3043	485-1070	.453	104-312	.333	165-223	.740	112-378-490	134	221-3	104	135	72	1239	6.0	1.6	15.1
2010-11	OKC-BOS	75-51	2428	368-820	.449	64-211	.303	198-244	.811	73-287-360	108	210-3	53	99	37	998	4.8	1.4	13.3
2012-13	Boston	81-17	2252	376-806	.467	70-182	.385	214-265	.808	55-263-318	128	175-0	56	132	68	1036	3.9	1.6	12.8
2013-14	Boston	82-82	2805	482-1171	.412	135-396	.341	283-356	.795	54-326-380	138	180-1	57	165	47	1382	4.6	1.7	16.9
2014-15	BOS-MEM	78-70	2455	416-967	.430	97-292	.332	239-287	.833	64-264-328	134	147-1	53	108	34	1168	4.2	1.7	15.0
2015-16	MEM-LAC	80-41	2253	354-824	.430	67-213	.315	164-220	.745	74-258-332	138	164-0	58	93	40	939	4.2	1.7	11.7
2016-17	Orlando	69-11	1534	220-558	.394	53-193	.275	145-168	.863	39-175-214	81	103-0	37	75	13	638	3.1	1.2	9.2
2017-18	Cleveland	78-14	1828	295-618	.477	53-170	.312	203-234	.868	60-186-246	99	149-0	41	75	34	846	3.2	1.3	10.8
2018-19	Washington	77-44	2097	326-687	.475	111-320	.347	183-206	.888	57-252-309	137	160-0	43	101	39	946	4.0	1.8	12.3
2019-20	UTA-HOU	48-4	960	159-344	.462	62-183	.339	73-91	.802	24-109-133	50	89-0	26	42	19	453	2.8	1.0	9.4
2020-21	Brooklyn	68-38	1835	261-530	.492	103-250	.412	125-161	.776	34-229-263	108	122-1	36	54	27	750	3.9	1.6	11.0
2021-22	Denver	75-63	1849	277-529	.524	53-168	.315	165-198	.833	41-190-231	96	151-2	28	71	27	772	3.1	1.3	10.3
2022-23	Denver	56-4	1091	160-328	.488	30-104	.288	87-117	.744	38-106-144	69	99-0	18	46	17	437	2.6	1.2	7.8
2023-24	Houston	78-16	1307	167-366	.456	53-160	.331	122-149	.819	46-132-178	70	100-0	16	46	31	509	2.3	0.9	6.5
2024-25	Houston	32-3	396	61-121	.504	29-79	.367	21-26	.808	11-47-58	20	32-0	6	9	4	172	1.8	0.6	5.4
TOTALS		1217-660	33255	5203-11556	.450	1201-3556	.338	2806-3490	.804	1003-3879-4882	1784	2502-12	759	1582	591	14413	4	1.5	11.8

PLAYOFFS

YEAR	G-S	MIN	FGM-A	PCT	3FGM-A	PCT	FTM-A	PCT	REBOUNDS OFF-DEF-TOT	AST	PF-D	ST	TO	BLK	TP	RPG	APG	PPG	
2009-10	Okl. City	6-6	224	23-70	.329	8-27	.296	17-20	.850	6-22-28	10	16-0	4	6	3	71	4.7	1.7	11.8
2010-11	Boston	9-0	173	23-53	.434	7-16	.438	13-18	.722	6-18-24	2	20-0	5	12	4	66	2.7	0.2	7.3
2012-13	Boston	6-6	258	37-85	.435	10-22	.455	38-45	.844	6-26-32	14	22-1	2	19	4	122	5.3	2.3	20.3
2014-15	Memphis	11-2	298	36-108	.333	4-18	.222	22-26	.846	9-43-52	19	18-0	5	16	5	98	4.7	1.7	8.9
2015-16	L.A. Clippers	6-1	159	21-46	.457	4-10	.400	15-25	.600	3-16-19	4	12-0	6	3	2	61	3.2	0.7	10.2
2017-18	Cleveland	22-2	523	58-142	.408	21-70	.300	33-46	.717	7-46-53	32	36-0	7	17	15	170	2.4	1.5	7.7
2019-20	Houston	12-0	341	51-103	.495	23-54	.426	14-17	.824	5-56-60	19	27-0	6	15	6	139	5.0	1.6	11.6
2020-21	Brooklyn	6-1	148	16-33	.485	10-18	.556	7-8	.875	4-13-17	10	14-0	3	2	4	29	4.8	1.7	8.2
2021-22	Denver	5-5	113	6-17	.353	3-8	.375	4-5	.800	7-11-18	2	6-0	3	2	2	19	3.6	0.4	3.8
2022-23	Denver	20-0	343	28-62	.452	9-28	.321	17-19	.895	6-25-31	14	43-0	5	9	7	82	1.6	0.7	4.1
2024-25	Houston	3-0	5	1-3	.333	1-1	1.000	0-0	---	1-0-1	0	0-0	0	0	0	3	0.3	0.0	1.0
TOTALS		106-23	2585	300-722	.416	100-272	.368	180-229	.786	60-275-335	126	214-1	46	102	50	880	3.2	1.2	8.3

Career Transactions

Selected by Boston with the fifth overall pick in the 2007 NBA Draft before his rights were traded to Seattle... Traded by Oklahoma City to Boston on 2/24/11... Contract was voided by Boston due to a preexisting medical condition on 12/18/11... Re-signed with Boston on 8/22/12... Traded by Boston to Memphis as part of a three-team deal on 1/12/15... Traded by Memphis to the L.A. Clippers on 2/18/16... Signed as a free agent with Orlando on 7/1/17... Signed as a free agent with Cleveland on 7/11/17... Signed as a free agent with Washington on 7/10/18... Signed as a free agent with Utah on 7/19/19... Waived by Utah on 12/14/19... Signed a 10-day contract with Houston on 2/18/20 and then for the remainder of the season on 2/28/20... Signed as a free agent with Brooklyn on 11/23/20... Signed as a free agent with Denver on 8/11/21... Signed as a free agent with Houston on 7/6/23 and re-signed on 7/9/25.

#32 Jeff Green

2024-25 Notes/Career Highlights

- In 32 games with 3 starts for Houston, averaged 5.4 ppg (50.4% FGs, 36.7% 3FGs, 80.0% FTs) and 1.8 rpg in 12.4 mpg.
- Recorded 50 DNP-CD's.
- Was one of eight players 38 or older who appeared in a game in 2024-25.
- Dating back to 2000-01, is one of 35 players who have played 17+ seasons... made his NBA debut as a 21-year-old with Seattle in 2007.
- In three starts, averaged 7.7 ppg, 3.7 rpg and 2.3 apg in 24.4 mpg... became the 10th Rocket 38 or older to have started a game.
- Scored 10+ points in 6 of the 10 games he played 18+ minutes.
- Per 36 minutes played, averaged 15.6 ppg, 5.3 rpg and 1.8 apg.
- Shot 50.4% from the floor... second time shooting 50.0% or better for his career (52.4% for Denver in 2021-22)... shot 49.4% over the past five seasons, up from 44.2% his first 12 seasons.
- Had 19 3FGM on 43.2% shooting over his final 16 games played after having 10 on 28.6% shooting his first 16 GP.
- Second stint as a Rocket... joined Houston during the 2019-20 season and helped the Rockets advance to the Conference Semifinals as part of the Orlando "bubble" experience.
- **Playoffs 2025:** Appeared in three games during Houston's First Round series vs. Golden State for a total of 5 minutes.

2023-24 (Houston)

- In 78 games with six starts, averaged 6.5 ppg (45.6% FGs, 33.1% 3FGs, 81.9% FTs) and 2.3 rpg in 16.8 mpg.
- Missed one game (12/6/23) due to personal reasons, one game (1/21/24) with left calf soreness, one game (3/6/24) with left knee pain and recorded one DNP-CD.
- Scored 10+ points 18 times.
- Over his final 32 games played, had 37 3FGM on 35.9% shooting after having 16 3FGM on 28.1% shooting his first 46 games played.
- Had the most games played (78) by a player 37 or older in a season since Jamal Crawford played 80 in 2017-18.
- Had 21 points vs. Utah on 3/23/24; oldest Rocket (37 years, 208 days) to have scored 20+ points since Mark Jackson (39 years, 11 days) at Seattle on 4/12/04.

2022-23 (Denver)

- In 56 games with four starts, averaged 7.8 ppg (48.8% FGs, 28.8% 3FGs, 74.4% FTs), 2.6 rpg and 1.2 apg in 19.5 mpg.
- Missed seven games (11/22-12/4/22) with a right knee contusion, 14 games (12/25/22-1/18/23) with a left finger sprain/hand fracture and one game (4/9/23) with a facial contusion.
- Scored in double-figures 18 times, including 20+ once.
- **Playoffs 2023:** Appeared in all 20 games during Denver's championship run while averaging 4.1 ppg (45.2% FGs, 32.1% 3FGs, 89.5% FTs) and 1.6 rpg in 17.2 mpg.

2021-22 (Denver)

- In 75 games with 63 starts, averaged 10.3 ppg (52.4% FGs, 31.5% 3FGs, 83.3% FTs), 3.1 rpg and 1.3 apg in 24.7 mpg.
- Scored in double-figures 37 times, including 20+ once... had one point/rebound double-double.
- **Playoffs 2022:** Appeared in all five games of Denver's First Round series vs. Golden State, averaging 3.8 ppg (35.3% FGs, 37.5% 3FGs, 80.0% FTs) and 3.6 rpg in 22.6 mpg.

2020-21 (Brooklyn)

- In 68 games with 38 starts, averaged 11.0 ppg (49.2% FGs, 41.2% 3FGs, 77.6% FTs), 3.9 rpg and 1.6 apg in 27.0 mpg.
- Scored in double-figures 42 times, including 20+ seven times.
- **Playoffs 2021:** Appeared in six games with one starts during Brooklyn's run to the Conference Semifinals, averaging 8.2 ppg (48.5% FGs, 55.6% 3FGs, 87.5% FTs), 2.8 rpg and 1.7 apg in 24.7 mpg.

2019-20 (Utah/Houston)

- In 48 games with four starts for Utah and Houston, averaged 9.4 points (46.2% FGs, 33.9% 3FGs, 80.2% FTs), 2.8 rpg and 1.0 apg in 20.0 mpg.
- Started season with Utah and was waived on 12/24/19... signed a 10-day contract with Houston on 2/18/19 and for remainder of season on 2/28/19.
- In 30 games with two starts for Utah, averaged 7.8 ppg (38.5% FGs, 32.7% 3FGs, 77.8% FTs) and 2.7 rpg in 18.4 mpg.
- In 18 games with two starts as a Rocket, averaged 12.2 ppg (56.4% FGs, 35.4% 3FGs, 85.7% FTs), 2.9 rpg and 1.5 apg in 22.6 mpg.
- Scored in double-figures 21 times, including 20+ twice.
- **Playoffs 2020:** Appeared in 12 games for Houston during its run to the Conference Semifinals, averaging 11.6 ppg (49.5% FGs, 42.6% 3FGs, 82.4% FTs), 5.0 rpg and 1.6 apg in 28.4 mpg... scored in double-figures seven times, including 20+ twice... had 10 rebounds in Game 5 of the First Round series vs. Oklahoma City.

2018-19 (Washington)

- In 77 games with 44 starts, averaged 12.3 ppg (47.5% FGs, 34.7% 3FGs, 88.8% FTs), 4.0 rpg and 1.8 apg in 27.2 mpg.
- Scored 20+ points 14 times... grabbed 10+ rebounds three times, including two double-doubles.

#32 Jeff Green

2017-18 (Cleveland)

- In 78 games with 13 starts, averaged 10.8 ppg (47.7% FGs, 31.2% 3FGs, 86.8% FTs), 3.2 rpg and 1.3 apg in 23.4 mpg.
- Scored 20+ points seven times, including 30+ once... recorded one point/rebound double-double.
- **Playoffs 2018:** In 22 games with two starts during Cleveland's run to the NBA Finals, averaged 7.7 ppg (40.8% FGs, 30.0% 3FGs, 71.7% FTs), 2.4 rpg and 1.5 apg in 40.8 mpg... scored in double-figures six times, including 19 in Game 7 of the Conference Finals vs. Boston.

2016-17 (Orlando)

- In 69 games with 11 starts, averaged 9.2 ppg (39.4% FGs, 27.5% 3FGs, 86.3% FTs), 3.1 rpg and 1.2 apg in 22.2 mpg.
- Scored in double-figures 35 times, including 20+ once... recorded one point/rebound double-double.

2015-16 (Memphis/L.A. Clippers)

- In 80 games with 41 starts, averaged 11.7 ppg (43.0% FGs, 31.5% 3FGs, 74.5% FTs), 4.2 rpg and 1.7 apg in 28.2 mpg.
- Was traded by Memphis to the L.A. Clippers on 2/18/16.
- In 53 games with 31 starts for the Grizzlies, averaged 12.2 ppg (43.1% FGs, 30.9% 3FGs, 80.0% FTs), 4.5 rpg and 1.8 apg in 29.1 mpg.
- In 27 games with 10 starts for the Clippers, averaged 10.9 ppg (42.7% FGs, 32.5% 3FGs, 61.5% FTs), 3.4 rpg and 1.5 apg in 26.3 mpg.
- Scored 20+ points 11 times, including 30+ once... grabbed 10+ rebounds twice, including one double-double.
- **Playoffs 2016:** In six games with one start during the Clippers First Round series vs. Portland, averaged 10.2 ppg (45.7% FGs, 40.0% 3FGs, 60.0% FTs) and 3.2 rpg in 26.5 mpg... scored in double-figures four times.

2014-15 (Boston/Memphis)

- In 78 games with 70 starts, averaged 15.0 ppg (43.0% FGs, 33.2% 3FGs, 83.3% FTs), 4.2 rpg and 1.7 apg in 31.5 mpg.
- Was traded by Boston to Memphis as part of a three-team trade with New Orleans on 1/12/15.
- In 33 games (all starts) for the Celtics, averaged 17.6 ppg (43.4% FGs, 30.5% 3FGs, 84.0% FTs), 4.3 rpg and 1.6 apg in 33.1 mpg.
- In 45 games with 37 starts for the Grizzlies, averaged 13.1 ppg (42.7% FGs, 36.2% 3FGs, 82.5% FTs), 4.2 rpg and 1.8 apg in 30.2 mpg.
- Scored 20+ points 15 times, including 30+ twice... recorded one point/rebound double-double.
- **Playoffs 2015:** In 11 games with two starts during Memphis' run to the Conference Semifinals, averaging 8.9 ppg (33.3% FGs, 22.2% 3FGs, 84.6% FTs), 4.7 rpg and 1.7 apg in 27.1 mpg.

2013-14 (Boston)

- Started all 82 games, averaging 16.9 ppg (41.2% FGs, 34.1% 3FGs, 79.5% FTs), 4.6 rpg and 1.7 apg in 34.2 mpg.
- Scored 20+ points 22 times, including 30+ four times... recorded two point/rebound double-doubles.

2012-13 (Boston)

- In 81 games with 17 starts, averaged 12.8 ppg (46.7% FGs, 38.5% 3FGs, 80.8% FTs), 3.9 rpg and 1.6 apg in 27.8 mpg.
- Scored 20+ points 10 times, including 30+ twice with a career-high 43 points vs. Miami on 3/18/13... recorded one point/rebound double-double.
- **Playoffs 2013:** Started all six games of Boston's First Round series vs. New York, averaging 20.3 ppg (45.5% FGs, 42.9% 3FGs, 84.4% FTs), 5.3 rpg and 2.3 apg in 43.0 mpg... scored 20+ points four times.

2011-12

- Missed the entire season recovering from heart surgery after a team physical identified an aortic aneurysm.

2010-11 (Oklahoma City/Boston)

- In 75 games with 51 starts, averaged 13.3 ppg (44.9% FGs, 30.3% 3FGs, 81.1% FTs), 4.8 rpg and 1.4 apg in 32.4 mpg.
- Traded by Oklahoma City to Boston on 2/24/11.
- In 49 games (all starts) for the Thunder, averaged 15.2 ppg (43.7% FGs, 30.4% 3FGs, 81.8% FTs), 5.6 rpg and 1.8 apg in 37.0 mpg.
- In 26 games with two starts for the Celtics, averaged 9.8 ppg (48.5% FGs, 29.6% 3FGs, 79.4% FTs) and 3.3 rpg in 23.5 mpg.
- Scored 20+ points 11 times, including 30+ once... recorded four point/rebound double-doubles.
- **Playoffs 2011:** In nine games during Boston's run to the Semifinals, averaged 7.3 ppg (43.4% FGs, 43.8% 3FGs, 72.2% FTs) and 2.7 rpg in 19.2 mpg.

2009-10 (Oklahoma City)

- Started all 82 games, averaging 15.1 ppg (45.3% FGs, 33.3% 3FGs, 74.0% FTs), 6.0 rpg, 1.6 apg and 1.3 spg in 37.1 mpg.
- Scored 20+ points 13 times and recorded 11 point/rebound double-doubles.
- **Playoffs 2010:** Started all six games of Oklahoma City's First Round series vs. the Lakers, averaging 11.8 ppg (32.9% FGs, 29.6% 3FGs, 85.0% FTs), 4.7 rpg and 1.7 apg in 37.3 mpg... scored in double-figures five times.

2008-09 (Oklahoma City)

- In 78 games (all starts), averaged 16.5 ppg (44.6% FGs, 38.9% 3FGs, 78.8% FTs), 6.7 rpg and 2.0 apg in 36.8 mpg.
- Scored 20+ points 25 times, including 30+ once... grabbed 10+ rebounds 14 times, including 13 double-doubles.

#32 Jeff Green

2007-08 (Seattle)

- In 80 games with 52 starts, averaged 10.5 ppg (42.7% FGs, 27.6% 3FGs, 74.4% FTs), 4.7 rpg and 1.5 apg in 28.2 mpg.
- Named All-Rookie First Team.
- Scored 20+ points five times, including 30+ once... grabbed 10+ rebounds five times with four double-doubles.

College

- Was an early entry candidate for the 2007 NBA Draft following his junior season at Georgetown.
- Started all 102 games during his career, averaging 14.3 points, 6.4 rebounds, 3.2 assists and 1.2 blocks.
- Was Big East Rookie of the Year as a freshman, Second Team All-Big East as a sophomore, and First Team All-Big East and Big East Player of the Year as a junior.
- Hoyas made the Final Four his junior season.

Personal

- Lists the late John Thompson III as his most influential coach.
- While sitting out the 2011-12 season recovering from heart surgery, completed his coursework at Georgetown and earned a degree in English with a minor in theology.
- Was teammates with eight players who won the MVP award at some point during their career: Kevin Durant, Kevin Garnett, James Harden, LeBron James, Nikola Jokić, Shaquille O'Neal, Derrick Rose and Russell Westbrook.

#00 Kevon Harris



Personal Info

Height	6-6	High School	Martin Luther King Jr. (Lithonia, GA)
Weight	220	College	Stephen F. Austin
Birthdate	6/24/97	NBA Experience	2
Birthplace	Ellenwood, GA	Drafted	Not selected in 2020 NBA Draft

Career Highs

	Regular Season	Playoffs		Regular Season	Playoffs
PTS	22 at Mia 4/9/23		OR	4 (2 times)	
FGM	7 at Mia 4/9/23		DR	5 at Mia 4/9/23	
FGA	12 at Mia 4/9/23		TR	8 at Mia 4/9/23	
3FGM	4 at Mia 4/9/23		AST	2 (3 times)	
3FGA	7 at Mia 4/9/23		STL	2 (2 times)	
FTM	5 vs. Min 11/16/22		BLK	1 (5 times)	
FTA	7 at Mia 4/9/23		MIN	29:13 vs. Was 12/30/22	

Career Statistics

REGULAR SEASON				REBOUNDS														
YEAR	G-S	MIN	FGM-A	PCT	3FGM-A	PCT	FTM-A	PCT	OFF-DEF-TOT	AST	PF-D	ST	TO	BLK	TP	RPG	APG	PPG
2022-23 Orlando	34-0	457	47-107	.439	16-43	.372	31-41	.756	28-42-70	16	53-0	17	21	5	141	2.1	0.5	4.1
2023-24 Orlando	2-0	6	2-3	.667	0-0	---	0-0	---	0-2-2	1	3-0	0	1	0	4	1	0.5	2.0
TOTALS	36-0	463	49-110	.445	16-43	.372	31-41	.756	28-44-72	17	56-0	17	22	5	145	2	0.5	4.0

Career Transactions

Was not selected in the 2020 NBA Draft... Signed as a free agent with the L.A. Lakers on 11/24/20 and was waived on 12/13/20... Signed a two-way contract with Orlando on 7/25/22... Signed as a free agent with Atlanta on 9/18/24 and was waived on 10/18/24... Signed a 10-day contract with Atlanta on 3/1/25 and was waived on 3/4/25... Signed a two-way contract with Houston on 7/5/25.

Players

#00 Kevon Harris

2024-25 Notes/Career Highlights

- Was with Atlanta during the preseason but was waived prior to the start of the season... signed a 10-day contract with the Hawks on 3/1/25 but was waived before appearing in a game.
- **G League 2024-25:** In 44 combined Tip-Off/season games for College Park, averaged 19.8 ppg (45.0% FGs, 42.1% 3FGs, 79.2% FTs), 6.8 rpg, 4.1 apg and 1.5 spg in 31.1 mpg... named MVP of the G League Next Up Game held during NBA All-Star Weekend.
- **Summer 2025:** Started four games for Houston at the NBA Summer League in Vegas, averaging 14.5 ppg (44.4% FGs, 28.0% 3FGs, 68.8% FTs), 5.0 rpg, 3.3 apg and 2.75 spg in 25.1 mpg.

2023-24 (Orlando)

- In two games, played a total of 6 minutes while scoring 4 points (2-3 FGs) with 2 rebounds and an assist.
- **G League 2023-24:** In a total of 27 Showcase/season games for Osceola, averaged 16.4 ppg (50.3% FGs, 38.3% 3FGs, 75.7% FTs), 5.4 rpg and 2.0 apg in 28.8 mpg.
- **Summer 2023:** Appeared in one game for Orlando in the NBA Summer League in Vegas, scoring 21 points (8-13 FGs, 0-1 3FGs, 5-6 FTs) with 6 rebounds, an assist and 2 steals in 26 minutes of play.
- **Summer 2024:** Appeared in two games for Memphis at the Salt Lake Summer League, averaging 3.0 ppg (2-8 FGs, 2-7 3FGs), 2.5 apg and 2.0 rpg in 16.4 mpg.

2022-23 (Orlando)

- In 34 games, averaged 4.1 ppg (43.9% FGs, 37.2% 3FGs, 75.6% FTs) and 2.1 rpg in 13.4 mpg.
- Scored in double-figures four times, including 20+ once.
- **G League 2022-23:** In 20 Showcase/season games for Lakeland, averaged 18.9 ppg (51.1% FGs, 38.4% 3FGs, 84.3% FTs), 5.3 rpg, 3.1 apg and 1.6 spg in 31.2 mpg.
- **Summer 2022:** Started all five games for Minnesota at the NBA Summer League in Vegas, averaging 15.8 ppg (57.7% FGs, 45.8% 3FGs, 72.7% FTs), 2.8 rpg, 2.0 apg and 1.0 spg in 27.1 mpg.

2021-22 (G League)

- In 35 Showcase/season games for Raptors 905, averaged 14.8 ppg (47.3% FGs, 36.4% 3FGs, 75.7% FTs), 5.7 rpg, 2.8 apg and 1.5 spg.

2020-21 (G League/International)

- **G League 2020-21:** In seven games for Raptors 905, averaged 3.1 ppg (38.1% FGs, 33.3% 3FGs, 50.0% FTs) and 1.1 rpg in 9.7 mpg.
- Played five games for KK Zadar in the Croatian A-1 Liga, averaging 4.8 ppg (36.7% FGs, 9.1% 3FGs, 33.3% FTs), 2.8 rpg and 2.4 apg in 17.8 mpg.

College

- Was eligible for the 2020 NBA Draft following his senior season at Stephen F. Austin.
- Over his final three seasons, averaged 16.5 ppg and 5.9 rpg while shooting 48.9% from the floor and 40.6% from 3-point range.
- Was named the Southland Conference Player of the Year as a senior in 2019-20.

Personal

- Son of Kevin and Tameka Harris.
- After graduating from Martin Luther King Jr. High School in Lithonia, Ga., completed a post-graduate year at DME Academy in Daytona Beach, Fla.

#0 Aaron Holiday



Personal Info

Height

6-0

Weight

185

Birthdate

9/30/96

Birthplace

Ruston, LA

High School

Campbell Hall (Los Angeles, CA)

College

UCLA

NBA Experience

7

Drafted

2018 (23rd overall) by Indiana

Career Highs

	Regular Season	Playoffs		Regular Season	Playoffs
PTS	25 (2 times)	12 vs. Mia 8/20/20	OR	3 vs. Was 1/15/22	2 vs. Dal 5/10/22
FGM	10 (2 times)	5 vs. Mia 8/20/20	DR	7 vs. Uta 11/19/18	2 vs. Mia 8/18/20
FGA	20 vs. GS 2/13/25	9 vs. Mia 8/20/20	TR	8 vs. GS 2/13/25	3 vs. Mia 8/18/20
3FGM	6 (2 times)	2 (2 times)	AST	13 at BKN 11/18/19	5 vs. Mia 8/20/20
3FGA	10 (2 times)	3 (3 times)	STL	4 (4 times)	2 (2 times)
FTM	9 vs. Cha 12/15/19	2 (2 times)	BLK	2 (6 times)	1 vs. Dal 5/15/22
FTA	10 vs. Cha 12/15/19	4 vs. GS 4/30/25	MIN	37:25 vs. GS 2/13/25	22:10 at Mia 8/22/20

Career Statistics

REGULAR SEASON

YEAR	G-S	MIN	FGM-A	PCT	3FGM-A	PCT	FTM-A	PCT	REBOUNDS	AST	PF-D	ST	TO	BLK	TP	RPG	APG	PPG		
2018-19	Indiana	50-0	646	105-262	.401	43-127	.339	41-50	.820	5-62	67	71-0	21	40	13	294	1.3	1.7	5.9	
2019-20	Indiana	66-33	1617	233-563	.414	87-221	.394	74-87	.851	22-134	156	225	120-0	55	88	16	627	2.4	3.4	9.5
2020-21	Indiana	66-8	1176	170-436	.390	67-182	.368	68-83	.819	15-74	89	123	94-0	46	66	13	475	1.3	1.9	7.2
2021-22	WAS-PHO	63-15	1021	151-338	.447	39-103	.379	59-68	.868	24-98	122	153	92-1	42	67	9	400	1.9	2.4	6.3
2022-23	Atlanta	63-6	845	92-220	.418	36-88	.409	27-32	.844	25-49	74	89	79-0	37	36	12	247	1.2	1.4	3.9
2023-24	Houston	78-1	1269	186-417	.446	84-217	.387	58-63	.921	23-100	123	140	125-0	42	53	6	514	1.6	1.8	6.6
2024-25	Houston	62-3	792	117-268	.437	72-181	.398	34-41	.829	13-65	78	83	64-0	19	37	11	340	1.3	1.3	5.5
TOTALS		448-66	7366	1054-2504	.421	428-1119	.382	361-424	.851	127-582	709	900	645-1	262	387	80	2897	1.6	2	6.5

PLAYOFFS

YEAR	G-S	MIN	FGM-A	PCT	3FGM-A	PCT	FTM-A	PCT	REBOUNDS	AST	PF-D	ST	TO	BLK	TP	RPG	APG	PPG		
2018-19	Indiana	3-0	13	2-5	.400	1-2	.500	0-0	---	0-0	0	3-0	0	1	0	5	0.0	0.0	1.7	
2019-20	Indiana	4-2	72	12-21	.571	4-9	.444	3-5	.600	1-4	10	10-0	4	4	0	31	1.3	2.5	7.8	
2021-22	Phoenix	6-0	20	8-14	.571	5-7	.714	0-1	.000	3-0	3	1-0	3	0	1	21	0.5	1.5	3.5	
2022-23	Atlanta	1-0	4	0-0	---	0-0	---	0-0	---	0-0	1	0-0	0	1	0	0	0.0	0.0	0.0	
2024-25	Houston	3-0	27	4-10	.400	2-5	.400	2-4	.500	1-1	2	3	3-0	0	1	0	12	0.7	1	4.0
TOTALS		17-2	136	26-50	.520	12-23	.522	5-10	.500	5-5	10	17-0	7	7	1	69	0.6	1.4	4.1	

Career Transactions

Selected by Indiana with the 23rd overall pick in the 2018 NBA Draft... Traded by Indiana to Washington as part of a five-team deal also involving Brooklyn, the L.A. Lakers and San Antonio on 8/6/21... Traded by Washington to Phoenix in exchange for cash considerations on 2/10/22... Signed as a free agent with Atlanta on 7/6/22... Signed as a free agent with Houston on 7/10/23 and re-signed on 7/6/24 and 7/8/25.

#0 Aaron Holiday

2024-25 Notes/Career Highlights

- In 62 games with 3 starts for Houston, averaged 5.5 ppg (43.7% FGs, 39.8% 3FGs, 82.9% FTs), 1.3 rpg and 1.3 apg in 12.8 mpg.
- Recorded 20 DNP-CD's.
- In 3 starts, averaged 10.3 ppg, 4.0 rpg and 3.3 apg in 26.1 mpg.
- Per 36 minutes played, averaged 15.4 ppg, 3.8 apg and 3.5 rpg.
- Over his final 24 games played, averaged 7.5 ppg (46.6% FGs) in 14.7 mpg, up from 4.2 ppg (40.7% FGs) in 11.6 mpg his first 38 GP.
- Scored 10+ points 13 times, including 20+ twice and a career-high tying 25 points vs. Golden State on 2/13/25.
- Over his final 19 games played, averaged 1.8 3FGM on 48.6% shooting, up from 0.9 on 33.9% shooting his first 43 GP... shot 39.8% overall, marking the second-highest percentage of his career.
- Had a defensive FG% of 41.9%.
- Over the past two seasons, is shooting 92-of-104 (88.5%) from the foul line and 85.1% for his career.
- Dating back to 2019-20, was one of three players with 200+ games played who averaged at least 6.0 ppg and 2.0 apg in fewer than 17.0 mpg.
- **Playoffs 2025:** Appeared in three games during Houston's First Round series vs. Golden State, averaging 4.0 ppg (4-10 FGs, 2-5 3FGs, 2-4 FTs) in 9.1 mpg.

2023-24 (Houston)

- In 78 games with one start, averaged 6.6 ppg (44.6% FGs, 38.7% 3FGs, 92.1% FTs), 1.8 apg and 1.6 rpg in 16.3 mpg.
- Recorded four DNP-CD's.
- Scored 10+ 20 times, marking the second-highest season total of his career (31 times for Indiana in 2019-20).
- Shot 51.7% from 3-point range over an 11-game span from 2/10-3/6/24.
- Shot 58-of-63 from the foul line.

2022-23 (Atlanta)

- In 63 games with six starts, averaged 3.9 ppg (41.8% FGs, 40.9% 3FGs, 84.4% FTs), 1.4 apg and 1.2 rpg in 13.4 mpg.
- Missed one game (2/9/23) due to illness... recorded 18 DNP-CD's.
- Scored in double-figures six times.
- Had 37 steals with 36 turnovers in his 63 games played.
- **Playoffs 2023:** Appeared in one game for four minutes during Atlanta's First Round series vs. Boston.

2021-22 (Washington/Phoenix)

- In 63 combined games with 15 starts for Washington and Phoenix, averaged 6.3 ppg (44.7% FGs, 37.9% 3FGs, 86.8% FTs), 2.4 apg and 1.9 rpg in 16.2 mpg.
- Began the season with Washington and appeared in 41 games with 14 starts while averaging 6.1 ppg (46.7% FGs, 34.3% 3FGs, 80.0% FTs), 1.9 apg and 1.6 rpg in 16.2 mpg.
- Traded to Phoenix on 2/10/22... in 22 games with one start for the Suns, averaged 6.8 ppg (41.1% FGs, 44.4% 3FGs, 93.9% FTs), 3.4 apg and 2.5 rpg in 16.3 mpg.
- Scored in double-figures 18 times.
- **Playoffs 2022:** Appeared in six games during Phoenix's run to the Conference Semifinals while averaging 3.5 ppg (8-14 FGs, 5-7 3FGs, 0-1 FTs) and 1.5 apg in 3.3 mpg.

2020-21 (Indiana)

- In 66 games with eight starts, averaged 7.2 ppg (39.0% FGs, 36.8% 3FGs, 81.9% FTs), 1.9 apg and 1.3 rpg in 17.8 mpg.
- Scored in double-figures 19 times, including 20+ twice.
- Had one point/assist double-double.

2019-20 (Indiana)

- In 66 games with 33 starts, averaged 9.5 ppg (41.4% FGs, 39.4% 3FGs, 85.1% FTs), 3.4 apg and 2.4 rpg in 24.5 mpg.
- Scored in double-figures 31 times, including 20+ three times.
- Recorded 10+ assists four times with three double-doubles.
- **Playoffs 2020:** In four games with two starts during Indiana's First Round series vs. Miami, averaged 7.8 ppg (57.1% FGs, 44.4% 3FGs, 60.0% FTs), 2.5 apg, 1.3 rpg and 1.00 spg in 18.0 mpg.
- **Summer 2019:** In three games (all starts) for Indiana at the NBA Summer League in Vegas, averaged 22.3 ppg (30.4% FGs, 26.9% 3FGs, 75.0% FTs), 4.0 apg and 2.7 rpg in 35.0 mpg.

2018-19 Notes (Indiana)

- In 50 games, averaged 5.9 ppg (40.1% FGs, 33.9% 3FGs, 82.0% FTs), 1.7 apg and 1.3 rpg in 12.9 mpg.
- Scored in double-figures 14 times.
- **Playoffs 2019:** Appeared in three games during Indiana's First Round series vs. Boston, scoring a total of 5 points (2-5 FGS, 1-2 3FGs) in 13 minutes of play.
- **Summer 2018:** In four games (all starts) for Indiana at the NBA Summer League in Vegas, averaged 14.5 ppg (34.4% FGs, 29.2% 3FGs, 75.0% FTs), 6.8 apg, 5.0 rpg and 2.8 spg in 30.1 mpg.

College

- Was an early entry candidate for the 2018 NBA Draft following his junior season at UCLA.
- Earned First Team All-Pac-12 and Pac-12 All-Defensive Team honors in his final season.
- Averaged 20.3 ppg as a junior, up from 11.4 ppg his first two seasons.
- Shot 42.2% from 3-point range for his career.

Personal

- Parents are Shawn and Toya Holiday ... youngest of four siblings.
- Older brothers, Justin and Jrue, have both been in the NBA for over 10 seasons... sister, Lauren, played basketball at UCLA... Justin was briefly with the Rockets in February of 2023.

#9 Cameron Matthews



Personal Info

Height	High School
6-7	Olive Branch HS (Olive Branch, MS)
Weight	College
235	Mississippi State
Birthdate	NBA Experience
12/23/01	Rookie
Birthplace	Drafted
Olive Branch (MS)	Not selected in 2025 NBA Draft

Career Transactions

Was not selected in the 2025 NBA Draft... Signed with Houston on 7/13/25.

Notes/Career Highlights

2024-25 Notes/Career Highlights

- **Summer 2025:** Started all five games for Houston at the NBA Summer League in Vegas, averaging 3.8 ppg (36.8% FGs, 28.6% 3FGs, 33.3% FTs), 3.4 rpg 1.2 apg and 1.20 spg in 23.6 mpg.

College

- Was eligible for the 2025 NBA Draft following his graduate senior season at Mississippi State.
- Was with the Bulldogs for all five seasons and played in a school record 167 games while recording a program-high 274 steals.
- Over his final three seasons, started 100 of his 103 games played while averaging 7.8 ppg (54.6% FGs, 16.0% 3FGs, 57.8% FTs), 6.4 rpg, 2.9 apg and 2.0 spg.
- Named to the All-SEC Defensive Team by conference coaches in each of his final two seasons.
- Bulldogs made the NCAA Tournament in each of his final three seasons.
- In 2024-25, averaged 7.1 ppg, 6.7 rpg, 3.6 apg and 2.4 spg (tied for ninth the nation)... dating back to 1990-91, only 9 other Division I players reached his totals for points, rebounds, assists and steals in a season, including Penny Hardaway (1991-92) and C.J. McCollum (2011-12).

Personal

- Helped Olive Branch High School wins its first MHSAA Class 5A state championship in 2017-18.
- Played for an AAU team founded by Thaddeus Young.

#20 Josh Okogie



Personal Info

Height

6-4

Weight

210

Birthdate

9/1/98

Birthplace

Lagos, Nigeria

High School

Shiloh (Snellville, Georgia)

College

Georgia Tech

NBA Experience

7

Drafted

2018 (20th overall) by Minnesota

Career Highs

	Regular Season	Playoffs		Regular Season	Playoffs
PTS	28 vs. Bos 12/7/22	11 vs. LAC 4/25/23	OR	6 (2 times)	5 at LAC 4/20/23
FGM	10 at Sac 11/13/24	4 vs. LAC 4/25/23	DR	7 at SA 11/27/19	3 (2 times)
FGA	17 at Atl 2/9/23	7 vs. LAC 4/25/23	TR	11 (3 times)	7 at LAC 4/20/23
3FGM	6 vs. LAC 2/16/23	1 (3 times)	AST	6 (2 times)	3 (2 times)
3FGA	12 vs. LAC 2/16/23	3 vs. LAC 4/25/23	STL	5 (2 times)	2 (2 times)
FTM	11 vs. Ind 1/21/23	4 at LAC 4/20/23	BLK	4 vs. Ind 1/21/23	1 (2 times)
FTA	15 vs. Ind 1/21/23	5 at LAC 4/20/23	MIN	41:43 vs. NO 1/12/19	32:46 vs. LAC 4/25/23

Career Statistics

REGULAR SEASON

YEAR	G-S	MIN	FGM-A	PCT	3FGM-A	PCT	FTM-A	PCT	REBOUNDS OFF-DEF-TOT	AST	PF-D	ST	TO	BLK	TP	RPG	APG	PPG
2018-19 Minnesota	74-52	1757	196-508	.386	60-215	.279	118-162	.728	41-177-218	91	166-0	88	63	33	570	2.9	1.2	7.7
2019-20 Minnesota	62-28	1547	170-398	.427	41-154	.266	152-191	.796	87-181-268	99	139-1	68	87	26	533	4.3	1.6	8.6
2020-21 Minnesota	59-37	1197	102-254	.402	29-108	.269	83-108	.769	63-93-156	63	123-0	54	43	28	316	2.6	1.1	5.4
2021-22 Minnesota	49-6	516	42-104	.404	14-47	.298	35-51	.686	29-41-70	25	53-0	26	23	12	133	1.4	0.5	2.7
2022-23 Phoenix	72-26	1351	162-414	.391	66-197	.335	139-192	.724	109-142-251	105	114-0	56	63	34	529	3.5	1.5	7.3
2023-24 Phoenix	60-11	960	86-206	.417	29-94	.309	76-102	.745	74-80-154	64	68-0	48	36	24	277	2.6	1.1	4.6
2024-25 PHO-CHA	40-7	625	94-212	.443	32-92	.348	63-85	.741	45-68-113	33	47-0	48	31	19	283	2.8	0.8	7.1
TOTALS	416-167	7952	852-2096	.406	271-907	.299	666-891	.747	448-782-1230	480	710-1	388	346	176	2641	3	1.2	6.3

PLAYOFFS

YEAR	G-S	MIN	FGM-A	PCT	3FGM-A	PCT	FTM-A	PCT	REBOUNDS OFF-DEF-TOT	AST	PF-D	ST	TO	BLK	TP	RPG	APG	PPG
2021-22 Minnesota	1-0	2	0-0	---	0-0	---	0-0	---	0-0-0	0	0-0	0	0	0	0	0	0	0.0
2022-23 Phoenix	10-5	175	14-37	.378	2-14	.143	11-13	.846	12-9-21	13	18-0	6	3	2	41	2.1	1.3	4.1
2023-24 Phoenix	4-0	29	5-9	.556	1-3	.333	3-6	.500	0-4-4	2	7-0	2	2	0	14	1	0.5	3.5
TOTALS	15-5	207	19-46	.413	3-17	.176	14-19	.737	12-13-25	15	25-0	8	5	2	55	1.7	1	3.7

Career Transactions

Selected by Minnesota with the 20th overall pick in the 2018 NBA Draft... Signed as a free agent with Phoenix on 7/2/22 and re-signed on 7/11/23 and on 7/12/24... Traded by Phoenix to Charlotte on 1/15/25... Signed as a free agent with Houston 7/22/25.

#20 Josh Okogie

2024-25 Notes/Career Highlights

- In 40 games with seven starts for Phoenix and Charlotte, averaged 7.1 ppg (44.3% FGs, 34.8% 3FGs, 74.1% FTs), 2.8 rpg and 1.20 spg in 15.6 mpg.
- Began the season with the Suns before being traded to the Hornets on 1/25/25... in 25 games with one start for Phoenix, averaged 6.0 ppg (49.1% FGs, 38.1% 3FGs, 68.8% FTs) and 2.9 rpg in 14.0 mpg.
- In 15 games with six starts for Charlotte, averaged 8.9 ppg (38.8% FGs, 32.0% 3FGs, 77.4% FTs), 2.7 rpg, 1.3 apg and 1.80 spg in 18.3 mpg.
- For Phoenix, missed five games (10/23-10/31/24) with a right hamstring strain... for Charlotte, missed 26 games (2/1-3/25/25) with a left hamstring strain, and three games (3/28/25; 3/31/25; 4/9/25) for injury management.
- Scored in double-figures nine times and recorded one point/rebound double-double.
- Dating back to 1995-96, became the second player (Jose Alvarado in 2021-22) with at least 40 games played in a season to have averaged at least 1.20 spg while playing fewer than 16.0 mpg.
- Of players with at least 40 games played in 2024-25, ranked fourth in steals per 36 minutes played (2.8).

2023-24 (Phoenix)

- In 60 games with 11 starts, averaged 4.6 ppg (41.7% FGs, 30.9% 3FGs, 74.5% FTs), 2.6 rpg and 1.1 apg in 16.0 mpg.
- Missed six games (12/13-12/22/23; 3/3/24) with a right hip strain, one game (12/29/23) with a right ankle sprain and nine games (3/5-3/21/24) with a lower abdominal strain.
- Scored in double-figures 12 times.
- **Playoffs 2024:** Appeared in all four games of Phoenix's First Round series vs. Minnesota, averaging 3.5 ppg (5-9 FGs, 1-3 3FGs, 3-6 FTs) and 1.0 rpg in 7.3 mpg.

2022-23 (Phoenix)

- In 72 games with 26 starts, averaged 7.3 ppg (39.1% FGs, 33.5% 3FGs, 72.4% FTs), 3.5 rpg and 1.5 apg in 18.8 mpg.
- Missed one game (12/20/22) with right hip soreness and one game (1/19/23) with a nasal fracture.
- Scored in double-figures 21 times, including 20+ five times.
- Grabbed 10+ rebounds three times with two double-doubles.
- **Playoffs 2023:** Appeared in 10 games with five starts during Phoenix's run to the Conference Semifinals, averaging 4.1 ppg (37.8% FGs, 14.3% 3FGs, 84.6% FTs), 2.1 rpg and 1.3 apg in 17.5 mpg.

2021-22 (Minnesota)

- In 49 games with six starts, averaged 2.7 ppg (40.4% FGs, 29.8% 3FGs, 68.6% FTs) and 1.4 rpg in 10.5 mpg.
- Missed four games (11/17-11/22/21) with back spasms, three games (12/19-12/23/21) for Health & Safety protocols and four games with a right quad contusion (1/30-2/6/22).
- Scored in double-figures three times.
- **Playoffs 2022:** Played two minutes in one game during Minnesota's First Round series vs. Memphis.

2020-21 (Minnesota)

- In 59 games with 37 starts, averaged 5.4 ppg (40.2% FGs, 26.9% 3FGs, 76.9% FTs), 2.6 rpg and 1.1 apg in 20.3 mpg.
- Missed six games (12/29/20-1/9/21) with a strained left hamstring, five games (3/24-3/31/21) for Health & Safety protocols and one game (4/7/21) for personal reasons.
- Scored in double-figures 10 times.

2019-20 (Minnesota)

- In 62 games with 28 starts, averaged 8.6 ppg (42.7% FGs, 26.6% 3FGs, 79.6% FTs), 4.3 rpg, 1.6 apg and 1.10 spg in 25.0 mpg.
- Missed two games (11/16/19; 11/23/19) with a sore left knee.
- Scored in double-figures 24 times, including 20+ once... grabbed 10+ rebounds once.
- **Summer 2020:** Started all five games for Minnesota at the NBA Summer League in Vegas, averaging 10.2 ppg (29.7% FGs, 29.4% 3FGs, 82.8% FTs), 4.0 rpg, 2.4 apg and 1.0 bpg in 20.4 mpg.

2018-19 (Minnesota)

- In 74 games with 52 starts, averaged 7.7 ppg (38.6% FGs, 27.9% 3FGs, 72.8% FTs), 2.9 rpg, 1.2 apg and 1.19 spg in 23.7 mpg.
- Ranked third among rookie qualifiers in steals per game.
- Scored in double-figures 23 times, including 20+ three times... recorded one point/rebound double-double.
- **Summer 2019:** Started four games for Minnesota at the NBA Summer League in Vegas, averaging 11.0 ppg (29.8% FGs, 15.8% 3FGs, 72.2% FTs), 5.2 rpg, 2.2 apg, 2.2 spg and 2.0 bpg in 32.6 mpg.

College

- Was an early entry candidate for the 2018 NBA Draft following his sophomore season at Georgia Tech... averaged 16.9 ppg, 5.8 rpg, 2.0 apg and 1.5 spg in his two seasons.

Personal

- Son of Pius and Anthonia Okogie... born in Lagos, Nigeria... his family moved to the U.S. when he was three.
- Played for Nigeria at FIBA AfroBasket 2025... also competed for them at the 2020 Tokyo Olympics and the 2019 FIBA World Cup.
- Was a member of the 2017 USA Basketball Men's U19 World Cup roster.

#28 Alperen Sengun



Personal Info

Height	Prior to NBA
6-11	Besiktas (TBSL)
Weight	NBA Experience
255	4
Birthdate	Drafted
7/25/02	2021 (16th overall) by Oklahoma City
Birthplace	
Giresun, Türkiye	

Career Highs

	Regular Season	Playoffs		Regular Season	Playoffs
PTS	45 vs. SA 3/5/24	31 at GS 4/28/25	OR	8 (6 times)	6 vs. GS 4/23/25
FGM	19 vs. SA 3/5/24	12 at GS 4/28/25	DR	16 at Cha 4/7/23	11 (2 times)
FGA	32 vs. SA 3/5/24	28 at GS 4/28/25	TR	21 at Cha 4/7/23	16 vs. GS 4/23/25
3FGM	3 (2 times)	1 (3 times)	AST	14 vs. LAC 3/6/24	9 vs. GS 4/30/25
3FGA	8 at LAL 12/2/23	2 (3 times)	STL	5 (2 times)	3 (2 times)
FTM	14 at NO 12/23/23	7 at GS 4/28/25	BLK	5 at Dal 11/16/22	2 vs. GS 4/30/25
FTA	17 (2 times)	10 at GS 4/28/25	MIN	42:48 vs. Den 11/24/23	42:16 at GS 4/28/25

Career Statistics

REGULAR SEASON

YEAR		G-S	MIN	FGM-A	PCT	3FGM-A	PCT	FTM-A	PCT	REBOUNDS	OFF-DEF-TOT	AST	PF-D	ST	TO	BLK	TP	RPG	APG	PPG
2021-22	Houston	72-13	1489	249-525	.474	29-117	.248	165-232	.711	138-255-393	185	214-2	59	145	68	692	5.5	2.6	9.6	
2022-23	Houston	75-72	2171	442-799	.553	19-57	.333	206-288	.715	242-436-678	291	258-6	70	193	70	1109	9.0	3.9	14.8	
2023-24	Houston	63-63	2046	527-982	.537	33-111	.297	244-352	.693	183-406-589	312	211-5	76	162	46	1331	9.3	5.0	21.1	
2024-25	Houston	76-76	2395	567-1143	.496	21-90	.233	296-428	.692	262-524-786	372	209-0	84	194	61	1451	10.3	4.9	19.1	
TOTALS		286-224	8101	1785-3449	.518	102-375	.272	911-1300	.701	825-1621-2446	1160	892-13	289	694	245	4583	8.6	4.1	16.0	

PLAYOFFS

YEAR		G-S	MIN	FGM-A	PCT	3FGM-A	PCT	FTM-A	PCT	REBOUNDS	OFF-DEF-TOT	AST	PF-D	ST	TO	BLK	TP	RPG	APG	PPG
2024-25	Houston	7-7	256	59-131	.450	3-8	.375	25-40	.625	21-62-83	37	26-1	13	15	3	146	11.9	5.3	20.9	

Career Transactions

Selected by Oklahoma City with the 16th overall pick in the 2021 NBA Draft before his rights were traded to Houston in exchange for two future first round picks... Signed a contract extension on 10/21/24.

#28 Alperen Sengun

2024-25 Notes/Career Highlights

- In 76 games (all starts) for Houston, averaged 19.1 ppg (49.6% FGs, 23.3% 3FGs, 69.2% FTs), 10.3 rpg, 4.9 apg and 1.11 spg in 31.5 mpg.
- Missed 3 games (1/30-2/3/25) with a left calf contusion, 2 games (3/3/25;4/9/25) with lower back soreness and one game (4/11/25) for personal reasons... Rockets were 0-6 without him.
- Named to his first All-Star game... Rockets first All-Star since James Harden and Russell Westbrook in 2019-20.
- Was one of four players who averaged at least 19.0 ppg, 10.0 rpg and 4.0 apg in 2024-25... also became the fifth player who was 22 or younger for the majority of a season to have averaged those numbers for a season (Kareem Abdul-Jabbar, Kevin Garnett, Oscar Robertson, Sidney Wicks).
- Ranked 17th in plus/minus rating (+410)... was also sixth in defensive rating (107.4) among players who averaged 30+ minutes played.
- Ranked eighth in offensive rebounding (3.4 per)... grabbed 4+ offensive boards 34 times, including 5+ 22 times.
- Had 45 double-doubles (41 just point/rebound), including 4 triple-doubles... had a total of 4 triple-doubles his first 3 seasons.
- Had 24 points and 20 rebounds at Brooklyn on 2/4/25, marking his first career game with 20+ points and 20+ boards
- Had 10+ FTA 13 times after doing so a total of 14 times his first 3 seasons.
- During 2024-25, became the 16th player in NBA history to have recorded at least 4,000 points, 2,000 rebounds and 1,000 assists within the first 256 games of a career.
- Also became the fifth player to have 4,000 points, 2,000 rebounds, 1,000 assists, 250 steals and 200 blocks within the first 256 games (Alvan Adams, Larry Bird, Lionel Simmons, Chris Webber).
- One of 13 players in league history to have recorded at least 4,500 points, 2,400 rebounds and 1,100 assists within the first four seasons of a career.
- **Playoffs 2025:** Started all seven games of Houston's First Round series vs. Golden State, averaging 20.9 ppg (45.0% FGs, 37.5% 3FGs, 62.5% FTs), 11.9 rpg, 5.3 apg and 1.86 spg in 36.6 mpg... scored 20+ points four times, including 31 in Game 4... had five double-doubles.

2023-24 (Houston)

- In 63 games (all starts), averaged 21.1 ppg (53.7% FGs, 29.7% 3FGs, 69.3% FTs), 9.3 rpg, 5.0 apg and 1.21 spg in 32.5 mpg.
- Missed one game (2/10/24) with lower back pain and the final 18 games (3/12-4/14/24) with a right ankle sprain/ right knee bone bruise.
- Was a finalist for the Most Improved Player Award and was named Western Conference Player of the Week for games played from 1/1-1/7/24.
- One of six players in 2023-24 to have averaged at least 20.0 ppg, 9.0 rpg and 5.0 apg... became the second-youngest player (Luka Dončić) to have averaged at least 20.0 ppg, 9.0 rpg and 5.0 apg in a single season.
- Scored 20+ points 36 times, including 7 straight games from 12/22/23-1/5/24.. had 30+ points 9 times.
- Had 29 double-doubles (25 just point/rebound, one just point/assist), including two triple-doubles.
- Became the sixth different player to have averaged at least 20.0 ppg, 9.0 rpg and 5.0 apg while shooting 53.0% or better in a season: Kareem Abdul-Jabbar (twice), Giannis Antetokounmpo (6 times), Wilt Chamberlain (3 times), Nikola Jokić (4 times) and Domantas Sabonis (once).

2022-23 (Houston)

- In 75 games with 72 starts, averaged 14.8 ppg (55.3% FGs, 33.3% 3FGs, 71.5% FTs), 9.0 rpg, 3.9 apg, 0.93 spg and 0.93 bpg in 28.9 mpg.
- Missed four games (10/24-10/26/22; 1/28/23; 3/20/23) due to illness, one game (11/25/22) with a right groin strain, one game (12/31/22) with low back pain and one game (3/13/23) with a left groin strain.
- Became the third player to have averaged at least 14.0 ppg, 9.0 rpg and 3.0 apg while playing fewer than 29.0 mpg in a single season (Nikola Jokić in 2016-17; Jusuf Nurkić in 2018-19).
- Was the fourth different player to have recorded at least 1,100 points, 650 rebounds and 250 assists while playing fewer than 2,200 minutes in a single season, joining Giannis Antetokounmpo (3x), Nikola Jokić and Domantas Sabonis (2x).
- Scored 20+ points 15 times and recorded 29 double-doubles, including two triple-doubles.
- Became the youngest Rocket (20 years, 170 days) to have recorded a triple-double at Sacramento on 1/11/23... also became the youngest center in NBA history to record one.
- **Summer 2022:** Averaged 16.5 ppg, 8.2 rpg 2.2 apg and 1.2 spg for Türkiye in FIBA EuroBasket 2022.

2021-22 (Houston)

- In 72 games with 13 starts, averaged 9.6 ppg (47.4% FGs, 24.8% 3FGs, 71.1% FTs), 5.5 rpg, 2.6 apg and 0.94 bpg in 20.7 mpg.
- Missed one game (11/10/21) due to illness, seven games (1/1-1/12/22) with a right ankle sprain and two games (3/30-4/1/22) with a left leg contusion.
- Over his final 21 games played, averaged 11.9 ppg and 7.0 rpg in 25.4 mpg after averaging 8.7 ppg and 4.8 rpg in 18.7 mpg his first 51 games played.
- In 12 games as a starter, averaged 12.1 ppg, 8.2 rpg and 3.6 apg in 29.6 mpg.
- Was the fourth player in NBA history to have averaged at least 9.0 ppg, 5.0 rpg and 2.0 apg in fewer than 21.0 mpg in a single season with more than one game played.
- Dating back to 1975-76, was the first player with at least 692 points, 393 rebounds and 185 assists fewer than 1,500 minutes played through the first 72 GP of a season.
- Had eight double-doubles.
- Had 21 points and 14 rebounds with 2 steals and 2 blocks vs. the Lakers on 3/9/22... first teenager (19) to post those numbers since Bill Willoughby (4/10/76).
- **Summer 2021:** In four starts for Houston in the NBA Summer League, averaged 14.5 ppg (43.2% FGs, 37.5% 3FGs, 60.7% FTs), 11.0 rpg, 2.8 apg, 1.25 spg and 3.00 bpg in 25.0 mpg.

#28 Alperen Sengun

2018-21 (International)

- **2020-21:** Was the Turkish Super League MVP while playing for Besiktas... In 34 league games, averaged 18.6 ppg (62.6% FGs, 21.2% 3FGs, 81.2% FTs), 8.9 rpg, 2.7 apg, 1.3 spg and 1.5 bpg... in three FIBA Europe Cup games, averaged 23.0 ppg on 71.0% shooting... increased his scoring average from 5.0 ppg in his first Turkish Super League season in 2019-20 to 18.6 in 2020-21.
- **2019-20:** In 22 games for Bandirma Basketbol in the Turkish Super League, averaged 5.0 ppg (51.1% FGs, 58.6% FTs) and 3.9 rpg in 13.5 mpg... in 15 games with Bandirma Basketbol in Basketball Champions League Europe, averaged 6.6 ppg (48.0% FGs, 31.6% 3FGs, 63.6% FTs) and 3.3 rpg in 14.9 mpg.
- **2018-19:** Played for Bandirma Kirmizi B.K. in the Turkish Basketball First League, the second-tier pro league... in 29 games, averaged 10.8 ppg (47.6% FGs, 25.9% 3FGs, 60.0% FTs) and 6.8 rpg in 22.3 mpg.

Personal

- Member of the Turkish senior national team and competed in qualifiers for the 2021 Olympics.
- Led Türkiye to the championship game in Eurobasket 2025 while averaging 21.6 pppg, 10.1 rpg and 6.6 apg... also helped Türkiye to a silver medal at the 2019 FIBA Under-18 European Championships while earning All-Tournament Team honors
- Was also into swimming before concentrating on basketball.

#15 Reed Sheppard



Personal Info

Height	6-3	High School	North Laurel (London, Kentucky)
Weight	182	College	Kentucky
Birthdate	6/24/04	NBA Experience	1
Birthplace	London, KY	Drafted	2024 (3rd overall) by Houston

Career Highs

	Regular Season	Playoffs		Regular Season	Playoffs
PTS	25 at OKC 3/3/25		OR	3 at Det 11/10/24	
FGM	10 at OKC 3/3/25		DR	5 (2 times)	1 vs. GS 4/30/25
FGA	17 at OKC 3/3/25	1 (2 times)	TR	7 at BKN 2/4/25	1 vs. GS 4/30/25
3FGM	6 at LAC 4/9/25		AST	7 vs. Den 4/13/25	1 vs. GS 4/30/25
3FGA	10 at LAC 4/9/25	1 (2 times)	STL	3 vs. Por 11/22/24	2 vs. GS 4/30/25
FTM	3 at BKN 2/4/25		BLK	3 at Chi 11/17/24	1 vs. GS 4/30/25
FTA	3 at BKN 2/4/25		MIN	41:08 at LAL 4/11/25	6:34 vs. GS 4/30/25

Career Statistics

REGULAR SEASON										REBOUNDS									
YEAR	G-S	MIN	FGM-A	PCT	3FGM-A	PCT	FTM-A	PCT	OFF-DEF-TOT	AST	PF-D	ST	TO	BLK	TP	RPG	APG	PPG	
2024-25	Houston	52-3	654	84-239	.351	48-142	.338	13-16	.813	16-62-78	75	53-0	35	37	17	229	1.5	1.4	4.4
PLAYOFFS										REBOUNDS									
YEAR	G-S	MIN	FGM-A	PCT	3FGM-A	PCT	FTM-A	PCT	OFF-DEF-TOT	AST	PF-D	ST	TO	BLK	TP	RPG	APG	PPG	
2024-25	Houston	3-0	10	0-2	.000	0-2	---	0-0	---	0-1-1	1	1-0	2	1	1	0	0.3	0.3	0.0

Career Transactions

Selected by Houston with the third overall pick in the 2024 NBA Draft.

#15 Reed Sheppard

2024-25 Notes/Career Highlights

- In 52 games with 3 starts for Houston, averaged 4.4 ppg (35.1% FGs, 33.8% 3FGs, 81.3% FTs), 1.5 rpg and 1.4 apg in 12.6 mpg.
- Recorded 17 DNP-CD's and missed 11 games (3/8-3/27/25) with a right thumb avulsion fracture.
- Assigned to the G League from 1/6-1/13/25.
- In 3 starts, averaged 19.7 ppg, 4.7 apg and 3.3 rpg in 36.5 mpg.
- Per 36 minutes played, averaged 12.6 ppg, 4.3 rpg, 4.1 apg and 1.9 spg.
- Scored in double-figures in 3 of the final 6 games after doing so 3 times his first 46 GP... scored 20+ points twice: 25 at Oklahoma City on 3/3/25 and 20 at L.A. Clippers on 4/9/25.
- Shot 50.0% from 3-point range over his final 14 games played, up from 26.5% his first 38 GP.
- Had 15 points on 5-of-7 shooting from 3-point range in 9 minutes of play vs. Utah on 4/2/25... fifth time in NBA history that a player had 5+ 3FGM while playing fewer than 10 minutes.
- Had 2 steals and a block at the Lakers on 4/11/25, 2 steals and a block at Oklahoma City on 3/3/25, 2 steals and 2 blocks at Brooklyn on 2/4/25, 3 steals and 2 blocks vs. Portland on 11/22/24 and 3 blocks at Chicago on 11/17/24.
- Had 35 steals with 37 turnovers.
- **G League 2024-25:** In 3 season games, averaging 30.7 ppg (46.3% FGs, 40.5% 3FGs, 9-9 FTs), 8.0 apg, 4.7 rpg and 2.67 spg in 35.5 mpg... had 49 points in his G League debut on 1/7/25 and was G League Player of the Week for games from 1/6-1/12/25.
- **Playoffs 2025:** Appeared in three games for a total of 10 minutes during Houston's First Round series vs. Golden State.
- **Summer 2025:** Started two games for Houston at the NBA Summer League in Vegas, averaging 23.0 ppg (36.4% FGs, 31.8% 3FGs, 70.0% FTs), 5.5 rpg, 2.5 apg, 4.0 spg and 1.50 bpg in 30.6 mpg.
- **Summer 2024:** Started four games for Houston at the NBA Summer League in Vegas, averaging 20.0 ppg (50.0% FGs, 27.8% 3FGs, 75.0% FTs), 5.3 apg, 4.8 rpg, 2.8 spg and 1.3 bpg in 33.1 mpg... named All-Summer League First Team.

College

- Was an early entry candidate following his freshman season at Kentucky.
- Averaged 12.5 ppg (53.6% FGs, 83.1% FTs), 4.5 apg, 4.1 rpg and 2.5 spg in 28.9 mpg and 2.3 3FGM on 52.1% shooting.
- Named National Freshman of the Year by both the NABC and USBWA and earned All-America Honorable Mention from the Associated Press.
- Ranked eighth in the nation in steals per game and first in 3-point percentage of players with at least 30 attempts.
- Dating back to 2001-02, joined Tyrese Haliburton as the only Division I players to have averaged at least 12.0 ppg, 4.0 rpg, 4.0 apg, 2.00 spg and 2.0 3FGM in a season while shooting 50.0% or better from the floor.
- Was the third Division I freshman to have recorded at least 80 steals and 75 3-pointers made in a single season.

Personal

- Parents, Jeff and Stacey, were both star basketball players at Kentucky during the 1990's... Jeff won two national championships and was the Most Outstanding Player of the 1998 Final Four while Stacey ranks top-7 in school history in assists, steals and 3-pointers made.
- Mother was diagnosed with breast cancer in February of 2021.
- Was a McDonald's All-American in 2023... game was played at Toyota Center.
- Enjoys fishing and country music.
- Turned 20 years old two days before being drafted by the Rockets.
- Is active in the Houston community and in his hometown of London, Ky. through The Sheppard Family Foundation.

#10 Jabari Smith Jr.



Personal Info

Height	High School
6-11	Sandy Creek (Tyrone, GA)
Weight	Prior to NBA
213	Auburn
Birthdate	NBA Experience
5/13/03	3
Birthplace	Drafted
Fayetteville, GA	2022 (3rd overall) by Houston

Career Highs

	Regular Season	Playoffs		Regular Season	Playoffs
PTS	34 vs. Atl 12/20/23	12 at GS 4/26/25	OR	6 (4 times)	2 (2 times)
FGM	11 (3 times)	4 at GS 4/26/25	DR	15 vs. OKC 4/4/25	5 vs. GS 4/23/25
FGA	20 at Sac 1/13/23	8 at GS 4/26/25	TR	18 vs. OKC 12/6/23	6 vs. GS 4/20/25
3FGM	5 (7 times)	3 at GS 4/26/25	AST	6 at NY 3/27/23	3 at GS 4/28/25
3FGA	13 vs. GS 11/2/24	5 (2 times)	STL	4 at Atl 2/10/24	1 vs. GS 4/20/25
FTM	14 vs. Atl 12/20/23	4 vs. GS 4/20/25	BLK	4 (3 times)	2 at GS 4/26/25
FTA	14 vs. Atl 12/20/23	4 vs. GS 4/20/25	MIN	47:25 at Chi 1/10/24	25:37 at GS 4/26/25

Career Statistics

REGULAR SEASON

YEAR	G-S	MIN	FGM-A	PCT	3FGM-A	PCT	FTM-A	PCT	REBOUNDS	AST	PF-D	ST	TO	BLK	TP	RPG	APG	PPG	
2022-23	Houston	79-79	2451	364-892	.408	120-391	.307	162-206	.786	122-447-569	101	227-0	43	104	74	1010	7.2	1.3	12.8
2024-25	Houston	57-39	1716	248-566	.438	98-277	.354	104-126	.825	105-294-399	60	123-1	25	61	41	698	7	1.1	12.2
TOTALS		212-194	6590	990-2291	.432	356-1048	.340	416-517	.805	366-1218-1584	282	550-3	120	254	176	2752	7.5	1.3	13.0

PLAYOFFS

YEAR	G-S	MIN	FGM-A	PCT	3FGM-A	PCT	FTM-A	PCT	REBOUNDS	AST	PF-D	ST	TO	BLK	TP	RPG	APG	PPG	
2024-25	Houston	7-0	143	17-34	.500	10-22	.455	8-10	.800	7-20-27	4	6-0	1	10	5	52	3.9	0.6	7.4

Career Transactions

Selected by Houston with the third overall pick in the 2022 NBA Draft... Signed a contract extension on 7/6/25.

#10 Jabari Smith Jr.

2024-25 Notes/Career Highlights

- In 57 games with 39 starts for Houston, averaged 12.2 ppg (43.8% FGs, 35.4% 3FGs, 82.5% FTs), 7.0 rpg and 1.1 apg in 30.1 mpg.
- Suffered a left metacarpal fracture at shootaround for the game vs. Boston on 1/3/25 and missed 22 games from 1/5-2/13/25... also missed 3 games (4/9-4/13/25) with left groin soreness... Rockets were 12-13 without him.
- Averaged 13.6 ppg (47.5% FGs) in wins and 9.1 ppg (34.0% FGs) in losses... Rockets were 16-2 when he scored 15+ points in 2024-25, including 5-1 with 20+.
- Came off the bench in 18 of his 24 games played post All-Star break after starting the first 33 games of the season.
- Ranked third in the NBA in defensive rating (106.1) among players who averaged at least 30.0 mpg.
- Hit 2+ 3FGM 28 times, including 3+ 14 times... prior to missing 22 games from 1/5-2/13/25, averaged 2.0 3FGM on 41.2% shooting over a span of 21 games played from 11/15/24-1/1/25.
- Shot 82.5% from the foul line in 2024-25 and is shooting 80.5% for his career.
- Had 10+ rebounds 10 times (Rockets 9-1 mark) with 8 double-doubles... came either one point or one rebound shy of recording 8 more.
- Had 34 blocks over his final 40 games played after having 7 his first 17 GP.
- First player in NBA history to have his totals of points, rebounds, blocks and 3FGM through the first 212 games played of a career.
- One of five players to have averaged at least 13.0 ppg, 7.0 rpg and 1.5 3FGM through the first three seasons of a career (Paolo Banchemo, Luka Dončić, Lauri Markkanen, Kristaps Porziņģis).
- **Playoffs 2025:** Appeared in all seven games of Houston's First Round series vs. Golden State, averaging 7.4 ppg (50.0% FGs, 45.5% 3FGs, 80.0% FTs) and 3.9 rpg in 20.5 mpg.

2023-24 (Houston)

- In 76 games (all starts), averaged 13.7 ppg (45.4% FGs, 36.3% 3FGs, 81.1% FTs), 8.1 rpg and 1.6 apg in 31.9 mpg.
- Missed five games (12/29/23; 1/21-1/27/24) with a left ankle sprain and one game (3/25/24) due to a league suspension... Rockets went 2-4 without him.
- Scored 20+ points 14 times (Rockets 9-5 mark).
- Hit 2 3FGM 43 times, including 3+ 22 times... averaged 2.3 3FGM on 39.5% shooting over his final 20 games played.
- Grabbed 10+ boards in a career-high five straight games from 12/6-12/12/23.
- Had 16 double-doubles and finished one point or one rebound shy of recording 14 more.
- **Summer 2023:** In two games for Houston at the NBA Summer League in Vegas, averaged 35.5 ppg, 7.0 rpg, 4.0 apg and 1.00 bpg in 32.2 mpg... named All-Summer League Second Team.

2022-23 (Houston)

- In 79 games (all starts) for Houston, averaged 12.8 ppg (40.8% FGs, 30.7% 3FGs, 78.6% FTs), 7.2 rpg, 1.3 apg and 0.94 bpg in 31.0 mpg.
- Missed one game (11/5/22) due to illness and two games (1/21-1/23/23) with a right ankle sprain.
- Was an NBA All-Rookie Team Second Team selection.
- Over the final 20 games, averaged 15.8 ppg on 47.2% shooting up from 11.8 ppg on 38.3% shooting his first 59 games played.
- Hit multiple 3FGM 38 times, including 3+ 19 times... had 3+ in six straight games from 11/20-12/2/22, tying for the third-longest streak by rookie in NBA history.
- Had the second-most 3FGM (118) by a rookie listed 6'10" or taller in NBA history.
- Hit the game-winning 3-pointer with 0.4 seconds left vs. New Orleans on 3/17/23.
- Tied for the fourth-most double-doubles (16) by a 19 year old... grabbed 10+ rebounds 19 times.
- Became the youngest player in NBA history to have recorded at least 20 points and 10 rebounds in three straight games (3/9-3/13/23).
- Joined Luka Dončić as the only rookies to have recorded at least 550 rebounds and 100 3FGM.
- **Summer 2022:** Started all five games for Houston at the NBA Summer League in Vegas, while averaging 14.4 ppg (37.7% FGs, 25.9% 3FGs, 76.5% FTs), 9.4 rpg, 1.8 apg, 1.6 spg and 1.4 bpg in 29.8 mpg.

College

- Was an early entry candidate for the 2022 NBA Draft following his freshman season at Auburn.
- Averaged 16.9 ppg, 7.4 rpg, 2.0 apg, 1.1 spg and 1.0 bpg along with 2.3 3FGM on 42.0% shooting.
- Over the final nine games, averaged 21.8 ppg, 9.1 rpg and 2.8 apg... scored 25+ points four times over that span after doing so once his first 25 games played.
- Earned consensus second-team All-American honors and was named National Freshman of the Year by the National Association of Basketball Coaches (NABC) and the U.S. Basketball Writers Association (USBWA).
- Dating back to 1992-93, joined Kevin Durant as the only freshmen to have averaged at least 16.0 ppg, 7.0 rpg and 2.0 3FGM while shooting 40.0% or better from behind-the-arc.
- Dating back to 1992-93, was one of four freshmen to have averaged at least 16.0 ppg, 7.0 rpg, 2.0 3FGM and 1.0 bpg.

Personal

- Son of Jabari Smith Sr. and Taneskia Purnell... father was the 45th overall pick by Sacramento in the 2000 NBA Draft and played four seasons in the NBA in addition to playing overseas.
- Cousin of Kwame Brown, who was the first overall pick in 2001 and played 12 seasons in the NBA.
- As a senior at Sandy Creek High School outside of Atlanta, was named Mr. Georgia Basketball and Georgia Gatorade Player of the Year.
- Was a McDonald's All-American and was selected to both the Jordan Brand Classic and Nike Hoops Summit.
- Won a gold medal playing for the United States at the 2019 FIBA Under-16 Championship.
- Was selected to the USA Basketball Men's Select Team to help prepare the national team for the 2024 Paris Olympics.

#8 Jae'Sean Tate



Personal Info

Height

6-5

Weight

226

Birthdate

10/28/95

Birthplace

Toledo, OH

High School

Pickerington Central (Pickerington, OH)

Prior to NBA

Ohio State; Sydney (NBL)

NBA Experience

5

Drafted

Not selected in the 2018 NBA Draft

Career Highs

	Regular Season	Playoffs		Regular Season	Playoffs
PTS	32 at OKC 12/1/21		OR	6 vs. BKN 3/3/21	
FGM	11 at OKC 12/1/21		DR	12 vs. OKC 10/22/21	
FGA	19 (2 times)		TR	14 vs. OKC 10/22/21	
3FGM	4 vs. Atl 3/16/21		AST	10 (2 times)	
3FGA	9 (2 times)		STL	4 (9 times)	
FTM	9 at OKC 12/1/21		BLK	5 at OKC 12/1/21	
FTA	10 at OKC 12/1/21		MIN	40:18 vs. Tor 3/22/21	

Career Statistics

REGULAR SEASON

YEAR	G-S	MIN	FGM-A	PCT	3FGM-A	PCT	FTM-A	PCT	REBOUNDS	OFF-DEF-TOT	AST	PF-D	ST	TO	BLK	TP	RPG	APG	PPG
2020-21	Houston	70-58	2043	316-625	.506	60-195	.308	102-147	.694	132-242-374	178	222-2	85	98	36	794	5.3	2.5	11.3
2021-22	Houston	78-77	2056	363-729	.498	63-202	.312	130-184	.707	135-285-420	222	286-3	72	139	41	919	5.4	2.8	11.8
2022-23	Houston	31-7	678	110-229	.480	13-46	.283	50-69	.725	41-77-118	84	106-3	21	47	7	283	3.8	2.7	9.1
2023-24	Houston	65-9	1031	108-229	.472	23-77	.299	26-39	.667	61-136-197	64	137-1	42	37	15	265	3.0	1.0	4.1
2024-25	Houston	52-2	588	70-148	.473	16-46	.348	32-47	.681	50-67-117	47	82-0	26	22	7	188	2.3	0.9	3.6
TOTALS		296-153	6396	967-1960	.493	175-566	.309	340-486	.700	419-807-1226	595	833-9	246	343	106	2449	4.1	2	8.3

PLAYOFFS

YEAR	G-S	MIN	FGM-A	PCT	3FGM-A	PCT	FTM-A	PCT	REBOUNDS	OFF-DEF-TOT	AST	PF-D	ST	TO	BLK	TP	RPG	APG	PPG
2024-25	Houston																		

INACTIVE - RIGHT ANKLE IMPINGEMENT

Career Transactions

Not selected in the 2018 NBA Draft... Signed as a free agent with Houston on 11/25/20 and re-signed on 7/6/22 and on 7/5/25.

2024-25 Notes/Career Highlights

- In 52 games with 2 starts for Houston, averaged 3.6 ppg (47.3% FGs, 34.8% 3FGs, 68.1% FTs) and 2.3 rpg in 11.3 mpg.
- Missed one game (12/29/24) for illness, one game (2/22/25) with back spasms and two games (4/11-4/13/25) with right ankle soreness.. recorded 26 DNP'CDs.
- Per 36 minutes played, averaged 11.5 ppg, 7.2 rpg, 2.9 apg and 1.6 spg.
- Had a defensive FG% of 39.2%.
- Averaged 14.7 mpg over a span of 25 games played from 12/22/24-2/13/25.
- Shot 10-of-23 from 3-point range over his final 19 games played after shooting 6-of-23 his first 33 GP.
- Had 26 steals with 22 turnovers.
- One of 43 players in NBA history to have reached his totals of points, rebounds, assists, steals, blocks and 3FGM through the first 296 games of a career.
- Has the third-most games played (296) by an undrafted Rocket, trailing Matt Bullard (538) and Chuck Hayes (426)... Moses Malone wasn't drafted into the NBA but was drafted by the ABA & went to the NBA via the ABA dispersal draft.
- **Playoffs 2025:** Missed Houston's First Round series vs. Golden State due to right ankle impingement.

2023-24 (Houston)

- In 65 games with nine starts for Houston, averaged 4.1 ppg (47.2% FGs, 29.9% 3FGs, 66.7% FTs), 3.0 rpg and 1.0 apg in 15.9 mpg.
- Missed one game (11/29/23) with left knee soreness, one game (12/15/23) due to illness, one game (1/24/24) with a left wrist strain, five games (4/5-4/12/24) with a right ankle sprain and recorded eight DNP-CD's.
- Scored 10+ points four times.
- Had more steals (42) than turnovers (37).

2022-23 (Houston)

- In 31 games with seven starts, averaged 9.1 ppg (48.0% FGs, 28.3% 3FGs, 72.5% FTs), 3.8 rpg and 2.7 apg in 20.6 mpg.
- Missed 40 games with right ankle soreness/injury management (10/19-10/24/22; 10/31/22-11/4/23; 1/26/23; 2/4/23; 2/28/23; 3/5/23; 3/20/23), one game (1/15/23) due to a league suspension and 10 games (3/22-4/9/23) with left knee soreness... missed a total of six games his first two seasons.
- Scored in double-figures 15 times.

2021-22 (Houston)

- In 78 games with 77 starts, averaged 11.8 ppg (49.8% FGs, 31.2% 3FGs, 70.7% FTs), 5.4 rpg and 2.8 apg in 26.4 mpg.
- Missed two games (12/27-12/28/21) due to health & safety protocols and two games (3/9-3/11/22) with left ankle soreness.
- Scored 20+ points six times, including a career-high 32 at Oklahoma City on 12/1/21.
- Hit 2+ 3FGM 19 times, including 3+ four times.
- Had seven double-doubles.
- Recorded multiple steals 18 times.

2020-21 (Houston)

- In 70 games with 58 starts for Houston, averaged 11.3 ppg (50.6% FGs, 30.8% 3FGs, 69.4% FTs), 5.3 rpg, 2.5 apg and 1.21 spg in 29.2 mpg.
- Named All-Rookie First Team, becoming first Rocket to earn those honors since Luis Scola in 2007-08.
- Missed one game (5/5/21) due to health & safety protocols and one game (5/7/21) with a left knee contusion.
- Started 58 of his final 61 games played.
- Had 794 points, 374 rebounds, 178 assists, 85 steals, 36 blocks and 60 3FGM... first rookie to post those numbers within the first 70 games played of a career (Paul Pierce did so over a two-season span).
- Post All-Star break, was one of 10 players to have averaged at least 12.0 ppg, 5.0 rpg, 3.0 apg and 1.50 spg.
- Scored 10+ points 37 times, including 20+ six times.
- Hit 2+ 3FGM 15 times, including 3+ eight times.
- Recorded 2+ steals 23 times, including 3+ 12 times... had 3 steals and 3 blocks at Detroit on 1/22/21... first Rockets rookie with 3+ steals and 3+ blocks in a game since Robert Horry on 11/25/92.
- Had three double-doubles (one point/rebound; two point/assist) and grabbed 10+ rebounds twice... first Rockets rookie with a point/assist and a point/rebound double-double since Steve Francis in 1999-00.

2019-20 (International)

- Played for the Sydney Kings of the Australian National Basketball League... Team advanced to the NBL Finals.
- In 36 games (all starts), averaged 16.4 ppg (65.1% FGs, 40.5% 3FGs, 60.2% FTs), 5.8 rpg, 1.9 apg and 1.06 spg in 26.9 mpg.
- Named All-NBL First Team.

2018-19 (International)

- Played for the Antwerp Giants of the Belgian Pro Basketball League... Team advanced to the league finals.
- In 43 Belgian league games, averaged 10.1 ppg (56.0% FGs, 45.5% 3FGs, 64.1% FTs), 3.9 rpg and 1.7 apg in 21.5 mpg.
- In 20 Basketball Champions League games, averaged 12.2 ppg (54.2% FGs, 40.5% 3FGs, 49.5% FTs), 5.1 rpg and 1.5 apg in 24.7 mpg... Also averaged 17.3 ppg, 8.5 rpg and 2.5 apg in four BCL qualifiers.
- Named All-PBL Offensive Team.

#8 Jae'Sean Tate

College

- Spent all four seasons at Ohio State...For his career, averaged 11.7 ppg (55.2% FGs), 6.0 rpg, 1.7 apg and 1.1 spg in 28.0 mpg.
- Started all 94 of his games played over his final three seasons.
- Earned Honorable Mention All-Big Ten honors by media and coaches as both a sophomore and junior... Was Second Team All-Big Ten by coaches as a senior and Honorable Mention by media.

Personal

- Father, Jermaine, played collegiately at Ohio State and Cincinnati and professionally overseas.
- Has a tattoo on his left leg with his mother's name and birthdate... She passed away when he was 8.
- Has three siblings, Jalen, Jada and Jocelyn.
- Helped Pickerington Central High School in Ohio to a 26-2 record and the OHSAA Division I State Championship as a sophomore.
- Also played football in high school before a shoulder injury cut short his junior season.
- Was high school teammates with Caris LeVert.

#1 Amen Thompson



Personal Info

Height

6-7

Weight

215

Birthdate

1/30/03

Birthplace

San Leandro, CA

High School

Pine Crest School (Fort Lauderdale, FL)

Prior to NBA

Overtime Elite

NBA Experience

2

Drafted

2023 (4th overall) by Houston

Career Highs

	Regular Season	Playoffs		Regular Season	Playoffs
PTS	33 at Bos 1/27/25	25 vs. GS 4/30/25	OR	9 vs. Cle 1/22/25	6 vs. GS 4/20/25
FGM	13 at Bos 1/27/25	8 vs. GS 4/30/25	DR	11 (2 times)	8 at GS 4/28/25
FGA	19 (2 times)	16 (2 times)	TR	16 (2 times)	9 (3 times)
3FGM	2 (6 times)	1 vs. GS 4/30/25	AST	11 (3 times)	6 vs. GS 4/20/25
3FGA	7 at Orl 10/25/23	1 (4 times)	STL	7 at Mia 3/21/25	5 vs. GS 4/30/25
FTM	7 (4 times)	8 vs. GS 4/30/25	BLK	5 (3 times)	3 vs. GS 4/30/25
FTA	10 at Cle 1/25/25	9 vs. GS 4/30/25	MIN	41:45 at Bos 1/27/25	37:10 vs. GS 5/4/25

Career Statistics

REGULAR SEASON

YEAR		G-S	MIN	FGM-A	PCT	3FGM-A	PCT	FTM-A	PCT	REBOUNDS	OFF-DEF-TOT	AST	PF-D	ST	TO	BLK	TP	RPG	APG	PPG
2023-24	Houston	62-23	1388	239-446	.536	8-58	.138	106-155	.684	148-261-409	163	141-1	78	90	38	592	6.6	2.6	9.5	
2024-25	Houston	69-42	2225	388-697	.557	25-91	.275	169-247	.684	192-372-564	265	167-1	97	138	89	970	8.2	3.8	14.1	
TOTALS		131-65	3614	627-1143	.549	33-149	.221	275-402	.684	340-633-973	428	308-2	175	228	127	1562	7.4	3.3	11.9	

PLAYOFFS

YEAR		G-S	MIN	FGM-A	PCT	3FGM-A	PCT	FTM-A	PCT	REBOUNDS	OFF-DEF-TOT	AST	PF-D	ST	TO	BLK	TP	RPG	APG	PPG
2024-25	Houston	7-7	231	42-85	.494	1-4	.250	25-36	.694	19-29-48	23	18-0	12	12	6	110	6.9	3.3	15.7	

Career Transactions

Selected by Houston with the fourth overall pick in the 2023 NBA Draft.

#1 Amen Thompson

2024-25 Notes/Career Highlights

- In 69 games with 42 starts for Houston, averaged 14.1 ppg (55.7% FGs, 27.5% 3FGs, 68.4% FTs), 8.2 rpg, 3.8 apg, 1.41 spg and 1.29 bpg in 32.3 mpg.
- Missed two games (1/1-1/3/25) for a league suspension, one game (1/18/25) for left calf tightness, one game (3/3/25) with right shoulder soreness, six games (3/10-3/19/25) with a left ankle sprain, one game (3/25/25) with left ankle soreness and two games (4/9-4/11/25) for rest.
- Named All-Defensive First Team... ninth player in NBA history (7th who didn't come from the ABA) to have received the honor within the first two seasons of a career.
- First player with 10+ games played in a season since Anthony Davis in 2019-20 to have averaged at least 14.0 ppg, 8.0 rpg, 3.0 apg, 1.40 spg and 1.20 bpg.
- First player to have reached his totals of point, rebounds, assists, steals and blocks in a season since Giannis Antetokounmpo in 2017-18.
- In 42 games as a starter, averaged 16.0 ppg (56.0% FGs), 9.2 rpg, 4.9 apg, 1.7 spg and 1.6 bpg in 35.9 mpg.
- From the start of January, was one of four players with 10+ games played to have averaged at least 15.0 ppg, 9.0 rpg and 5.0 apg (Giannis Antetokounmpo, Nikola Jokić, Domantas Sabonis).
- Scored 20+ points in 14 of his final 46 games played after doing so 4 times the first 85 games of his career.
- Had the lowest defensive FG% (40.7%) of players with more than 10 GP who defended at least 9.0 shots per game.
- Ranked 10th in defensive rating (107.9) for players averaging 30+ minutes.
- Had 25 3FGM after hitting 6 as a rookie... shot 11-of-31 from behind-the-arc over his final 21 GP after shooting 14-of-60 his first 48 GP... hit 2+ 3FGM 6 times.
- Recorded 5+ assists in 22 of his final 32 GP (5.6 per) after doing so 4 times his first 37 GP (2.4 per).
- Grabbed 10+ rebounds 24 times with 21 double-doubles (17 just point/rebound; one just point/assist) with 3 triple-doubles.
- Grabbed 2+ offensive boards in each of his final 25 games played, which was the third-longest streak by any player in 2024-25.
- First player to have reached his totals of points, rebounds, assists, steals and blocks through the first 131 games of a career since Chris Webber in the mid-1990's.
- **Playoffs 2025:** Started all seven games of Houston's First Round series vs. Golden State, averaging 15.7 ppg (49.4% FGs, 1-4 3FGs, 69.4% FTs), 6.9 rpg, 3.3 apg and 1.71 spg in 33.1 mpg... scored 20+ points twice.

2023-24 (Houston)

- In 62 games with 23 starts, averaged 9.5 ppg (53.6% FGs, 13.8% 3FGs, 68.4% FTs), 6.6 rpg, 2.6 apg and 1.26 spg in 22.4 mpg.
- Missed 13 games (11/4-12/2/23) with a right ankle sprain, four games (12/13-12/18/23) due to illness and one game (4/5/24) with a left ankle sprain.
- Named NBA All-Rookie Second Team.
- Became the fourth player (George Johnson in 1980-81; Nikola Jokić in 2015-16; Greg Monroe in 2016-17) to have averaged at least 9.0 ppg, 6.0 rpg, 2.0 apg and 1.00 spg in a season while playing fewer than 23.0 mpg.
- In 23 games as a starter, averaged 13.5 ppg, 9.9 rpg, 3.7 apg and 1.5 spg in 30.7 mpg while shooting 58.4% from the floor... joined Luka Dončić as the only starters with more than two appearances in 2023-24 to have averaged at least 13.0 ppg, 9.0 rpg, 3.0 apg and 1.40 spg.
- Grabbed 10+ rebounds 15 times while recording 13 double-doubles including one triple-double with 18 points, 11 rebounds and 10 assists at the Clippers in the season finale on 4/14/24... also had 3 steals and 3 blocks in that game, becoming the second rookie (Lonzo Ball on 11/11/17) to have posted those numbers in a single game.
- Over his final 40 games played, averaged 11.6 ppg (56.4% FGs), 8.2 rpg, 3.1 apg and 1.4 spg in 26.1 mpg after averaging 5.9 ppg (45.0% FGs), 3.7 rpg, 1.8 apg and 1.0 spg in 15.7 mpg his first 22 GP.
- Had 8 points, 13 rebounds, 5 assists and 5 steals vs. New York on 2/12/24; first rookie to have those numbers since Magic Johnson on 3/12/80.
- Assigned to the Rockets G League affiliate Rio Grande Valley from 12/5-12/9/23.
- **G League 2023-24:** In two Showcase games, averaged 21.5 ppg (47.5% FGs, 2-6 3FGs, 2-2 FTs), 10.5 rpg, 7.5 apg, 1.50 spg and 1.00 bpg in 36.9 mpg.
- **Summer 2023:** Had 16 points, 5 assists, 2 rebounds, 4 blocks and 3 steals in his only game at the NBA Summer League in Vegas before suffering a left ankle sprain.

Overtime Elite (2021-2023)

- Spent two seasons with Overtime Elite (OTE), an Atlanta-based league which offers players ages 16 through 20 a pathway to becoming professional athletes.
- In 2022-23, teamed with his twin brother Ausar to lead the City Reapers to the OTE championship; hit the game-winning buzzer beater in Game 2 of OTE's best-of-five Finals.
- During the Reapers playoff run in 2023, averaged 17.2 points, 9.2 assists and 7.2 rebounds up from his season averages of 16.4 ppg, 5.9 apg and 5.9 rpg... ranked third in the league in assists and sixth in scoring.
- In 51 career games (regular season/playoffs) in OTE, shot 53.9% from the floor while averaging 2.2 steals and 1.2 blocks.
- During the summer of 2022, represented a collection of OTE draft eligible players in a series of games overseas against professional teams from Spain and Serbia.

Personal

- Selected with the fourth overall pick by Houston in the 2023 NBA Draft... his twin brother Ausar was picked fifth by Detroit; since the NBA/ABA merger in 1976, marked first time brothers were picked Top-10 in the same draft.
- Older brother, Troy, played basketball at Prairie View A&M.
- Born near Oakland, Calif. but went to high school at Pine Crest School in Florida... won the Florida state championship in 2020-21 and bypassed his senior season to join OTE.
- Led Pine Crest to the Florida Class 4A state championship with 43 points; team overcame an 8-point deficit with 45 second remaining in overtime.
- Was selected to the USA Basketball Men's Select Team to help prepare the national team for the 2024 Paris Olympics.

#5 Fred VanVleet



Personal Info

Height

6-0

Weight

193

Birthdate

2/25/94

Birthplace

Rockford, IL

High School

Auburn (Rockford, IL)

Prior to NBA

Wichita State

NBA Experience

9

Drafted

Not selected in the 2016 NBA Draft

Career Highs

	Regular Season	Playoffs		Regular Season	Playoffs
PTS	54 at Orl 2/2/21	30 vs. BKN 8/17/20	OR	4 (2 times)	2 (4 times)
FGM	17 at Orl 2/2/21	11 vs. BKN 8/17/20	DR	10 at Uta 2/1/23	9 at Bos 9/9/20
FGA	30 at Uta 4/11/24	23 at PHI 4/18/22	TR	12 at Uta 2/1/23	9 at Bos 9/9/20
3FGM	11 at Orl 2/2/21	8 (2 times)	AST	20 at Cha 4/2/23	11 vs. BKN 8/17/20
3FGA	17 vs. NO 1/9/22	16 at PHI 4/18/22	STL	7 at Orl 11/29/19	6 vs. Bos 8/30/20
FTM	13 (2 times)	9 at GS 5/2/25	BLK	6 at Cha 1/26/24	2 (5 times)
FTA	14 (2 times)	9 at GS 5/2/25	MIN	53:31 at Mia 1/29/22	50:54 at Bos 9/9/20

Career Statistics

REGULAR SEASON

YEAR	G-S	MIN	FGM-A	PCT	3FGM-A	PCT	FTM-A	PCT	REBOUNDS	AST	PF-D	ST	TO	BLK	TP	RPG	APG	PPG		
2016-17	Toronto	37-0	294	39-111	.351	11-29	.379	18-22	.818	4-38	42	35	36-0	16	15	3	107	1.1	0.9	2.9
2017-18	Toronto	76-0	1520	232-545	.426	108-261	.414	84-101	.832	25-159	184	243	130-0	68	74	19	656	2.4	3.2	8.6
2018-19	Toronto	64-28	1760	246-600	.410	112-296	.378	97-115	.843	21-146	167	307	110-0	57	82	20	701	2.6	4.8	11.0
2019-20	Toronto	54-54	1928	319-773	.413	146-374	.390	168-198	.848	18-185	203	357	132-0	100	121	17	952	3.8	6.6	17.6
2020-21	Toronto	52-52	1898	338-870	.389	174-476	.366	169-191	.885	32-188	220	328	119-0	87	95	37	1019	4.2	6.3	19.6
2021-22	Toronto	65-65	2462	442-1097	.403	242-642	.377	194-222	.874	44-245	289	434	162-0	111	170	35	1320	4.4	6.7	20.3
2023-24	Houston	73-73	2684	423-1018	.416	227-586	.387	197-229	.860	33-245	278	589	183-1	101	126	59	1270	3.8	8.1	17.4
2024-25	Houston	60-60	2111	287-759	.378	159-461	.345	111-137	.810	32-189	221	333	140-1	94	87	25	844	3.7	5.6	14.1
TOTALS		550-401	17193	2763-6885	.401	1386-3731	.371	1292-1498	.862	239-1645	1884	3121	1205-3	757	910	253	8204	3.4	5.7	14.9

PLAYOFFS

YEAR	G-S	MIN	FGM-A	PCT	3FGM-A	PCT	FTM-A	PCT	REBOUNDS	AST	PF-D	ST	TO	BLK	TP	RPG	APG	PPG		
2016-17	Toronto	7-0	29	6-9	.667	2-5	.400	0-0	---	0-1-1	4	3-0	1	1	0	14	0.1	0.6	2.0	
2017-18	Toronto	6-1	114	13-39	.333	8-28	.286	7-8	.875	0-10-10	13	8-0	0	4	0	41	1.7	2.2	6.8	
2018-19	Toronto	24-0	592	65-166	.392	38-98	.388	24-31	.774	7-33	40	62	49-0	18	21	6	192	1.7	2.6	8.0
2019-20	Toronto	11-11	430	76-190	.400	43-110	.391	21-25	.840	5-43	48	76	27-0	18	22	7	216	4.4	6.9	19.6
2021-22	Toronto	4-4	140	19-54	.352	12-36	.333	5-6	.833	2-10	12	25	12-1	7	4	4	55	3.0	6.3	13.8
2024-25	Houston	7-7	280	40-93	.430	27-62	.435	24-24	1.000	3-26	29	31	16-0	7	13	2	131	4.1	4.4	18.7
TOTALS		59-23	1586	219-551	.397	130-339	.383	81-94	.862	17-123	140	211	115-1	51	65	19	649	2.4	3.6	11.0

Career Transactions

Not selected in the 2016 NBA Draft... Signed as a free agent with Toronto on 7/16/16... Re-signed with Toronto on 7/6/18 and 11/24/20... Signed as a free agent with Houston on 7/7/23 and re-signed on 7/6/25.

#5 Fred VanVleet

2024-25 Notes/Career Highlights

- In 60 games (all starts) for Houston, averaged 14.1 ppg (37.8% FGs, 34.5% 3FGs, 81.0% FTs), 5.6 apg, 3.7 rpg and 1.57 spg in 35.2 mpg.
- Missed two games (11/11/24; 12/8/24) with left hamstring soreness, one game (1/16/25) for personal reasons, 16 games (2/3-2/26/25; 3/3-3/10/25) with a right ankle strain and 3 games (4/2/25; 4/11/25) with right ankle soreness.
- Rockets were 11-11 in games he missed... Houston averaged 13.4 tpg and 8.9 spg in his 60 GP and 15.2 tpg and 7.9 spg in the 22 games he missed.
- Rockets were 21-6 when he scored 15+ points (12-2 w/20+), 16-1 when he shot 45.0% or better and 16-4 when he had 7+ assists.
- Hit 2+ 3FGM 40 times, including 3+ 29 times and 4+ 15 times.
- Ranked seventh in assist-to-turnover ratio (3.83) and 11th in steal-to-turnover ratio (1.08).
- Had 333 assists and 94 steals with just 87 turnovers... became the fourth player in NBA history to have recorded at least 300 assists and 90 steals with fewer than 90 turnovers in a season.
- Had 4 double-doubles (all point/assist).
- Ranked 8th in steals (1.57 per) and recorded 2+ steals 26 times, including 3+ 13 times.
- Averaged a league-high 36.5 mpg over the past six seasons.
- Over the past six seasons, was one of 10 players with 350+ games played to have averaged at least 3.0 3FGM.
- Over the past six seasons, was one of four players to have averaged at least 18.0 ppg, 6.0 apg, 4.0 rpg and 1.50 spg (LaMelo Ball, De'Aaron Fox, Dejounte Murray).
- Joins James Harden and Deron Williams as only players in NBA history to have recorded a 50-point game, a 20-assist game and to have hit at least 10 3FGM in a game.
- **Playoffs 2025:** Started all seven games of Houston's First Round series vs. Golden State, averaging 18.7 ppg (43.0% FGs, 43.5% 3FGs, 24-24 FTs), 4.4 apg, 4.1 rpg and 1.00 spg in 40.0 mpg... scored 20+ points three times.

2023-24 (Houston)

- In 73 games (all starts), averaged 17.4 ppg (41.6% FGs, 38.7% 3FGs, 86.0% FTs), 8.1 apg, 3.8 rpg and 1.38 spg in 36.8 mpg.
- Missed one game (11/29/23) with a left thumb sprain, one game (1/21/24) with lower back tightness, five games (2/6-2/14/24) with a left adductor strain and two games (4/12-4/12/24) with a right hip contusion.
- Ranked seventh in assists (8.1 apg), fourth in assist-to-turnover ratio (4.67) and sixth in the NBA with 36.8 mpg... averaging a league-high 36.8 mpg dating back to 2019-20.
- Scored 20+ points 30 times, including 30+ six times and 40+ once.
- Hit 2+ 3FGM 59 times, including 3+ 42 times, and 4+ 26 times... hit a Rockets franchise-high tying 10 3FGM vs. Utah on 3/23/24.
- Recorded 10+ assists 24 times with 20 double-doubles.
- Third player (Muggsy Bogues twice; Jose Calderon once) to have at least 589 assists with 126 or fewer turnovers in a season.
- Had a career-high 59 blocks.

2022-23 (Toronto)

- In 69 games (all starts), averaged 19.3 ppg (39.3% FGs, 34.2% 3FGs, 89.9% FTs), 7.2 apg, 4.1 rpg and 1.78 spg in 36.7 mpg.
- Missed five games (10/31-11/4/22; 12/29-12/30/22) with low back stiffness, three games (11/12-11/14/22; 11/23/22) due to illness, one game (1/21/23) with right rib soreness, three games (2/23-2/26/23) due to personal reasons and one game (4/9/23) with left thumb soreness.
- Scored 20+ points 31 times, including 30+ 10 times.
- Had 10 assists 12 times with 10 double-doubles and one triple-double at Utah on 2/1/23... had 20 points and 20 assists at Charlotte on 4/2/23.
- Hit 2+ 3FGM 56 times, including 3+ 42 times and 4+ 22 times.
- Ranked sixth in steals (1.78 spg)... recorded 2+ steals 37 times, including 3+ 21 times.
- Ranked 12th in the league in assists (7.2 apg) and 10th in assist-to-turnover ratio (3.54).
- **Play-In 2023:** Had 26 points, 12 rebounds and 8 assists vs. Chicago.

2021-22 (Toronto)

- In 65 games (all starts), averaged 20.3 ppg (40.3% FGs, 37.7% 3FGs, 87.4% FTs), 6.7 apg, 4.4 rpg and 1.71 spg in 37.9 mpg.
- Missed one game (11/13/21) with left groin soreness, two games (12/26-12/28/21) due to health & safety protocols and 14 games (1/25-1/26/22; 2/10/22; 2/16/22; 2/28-3/6/22; 3/12/22; 3/20/22; 4/7-4/10/22) with right knee soreness/injury management.
- Selected as an All-Star reserve... Eastern Conference Player of the Week for 1/3-1/9/22.
- Ranked sixth in steals (1.71 spg)... recorded multiple steals 35 times including 3+ 13 times.
- Became fourth different player (Stephen Curry, James Harden, Kyle Lowry) to have averaged at least 20.0 ppg, 6.0 apg, 4.0 rpg, 1.50 spg and 3.0 3FGM in a single season.
- Scored 20+ points 33 times, including 30+ eight times.
- Recorded 10+ assists nine times and 10+ rebounds twice... had 10 double-doubles, including his first triple-double vs. Utah on 1/7/22.
- Ranked third in 3FGM (240)... hit 2+ 3FGM in 61 of his 65 games played, including 3+ 47 times, 4+ 33 times, 5+ 20 times and 6+ 12 times.
- **Playoffs 2022:** In four games (all starts) during Toronto's First Round series vs. Philly, averaged 13.8 ppg (35.2% FGs, 33.3% 3FGs, 83.3% FTs), 6.3 apg, 3.0 rpg and 1.75 spg in 35.0 mpg... missed the final two games of the series with a strained left hip flexor suffered in the second quarter of Game 4.

#5 Fred VanVleet

2020-21 (Toronto)

- In 52 games (all starts), averaged 19.6 ppg (6.3 apg, 4.2 rpg and 1.67 spg in 36.5 mpg).
- Missed five games (3/3-3/14/21) due to health & safety protocols, and 14 games (4/5-4/14/21; 4/18/21; 4/29/21; 5/2/21; 5/8-5/16/21) with a strained left hip flexor.
- Ranked fifth in steals (1.67 spg)... recorded 2+ steals 27 times, including 3+ 12 times.
- Scored 20+ points 27 times, including 30+ five times.
- Had a career-high 54 points (17-23 FGs, 11-14 3FGs, 9-9 FTs) in 37 minutes of play at Orlando on 2/2/21... marked highest point total by an undrafted player in NBA history.
- Recorded 10+ assists six times with five double-doubles.
- Hit 2+ 3FGM 43 times, including 3+ 33 times, 4+ 24 times and 5+ 15 times.

2019-20 (Toronto)

- In 54 games (all starts), averaged 17.6 ppg (41.3% FGs, 39.0% 3FGs, 84.8% FTs), 6.6 apg, 3.8 rpg and 1.85 spg.
- Missed five games (12/9-12/18/19) with a right knee contusion, five games (1/7-1/17/20) with a right hamstring strain, six games (2/28-3/9/20) with left shoulder soreness, one game (8/10/20) with a hyperextended right knee and one game (8/14/20) for rest.
- Ranked fourth in steals (1.85 spg)... recorded 2+ steals 26 times, including 3+ 15 times.
- Scored 20+ points 22 times, including 30+ three times.
- Recorded 10+ assists nine times with eight double-doubles.
- Hit 2+ 3FGM 41 times, including 3+ 26 times and 4+ 14 times.
- **Playoffs 2020:** In 11 games (all starts) during Toronto's run to the Conference Semifinals, averaged 19.6 ppg (40.0% FGs, 39.1% 3FGs, 84.0% FTs)... scored 20+ points six times, including 30 points once.

2018-19 (Toronto)

- In 64 games with 28 starts, averaged 11.0 ppg (41.0% FGs, 37.8% 3FGs, 84.3% FTs), 4.8 apg and 2.6 rpg in 27.5 mpg.
- Missed four games (10/24-10/30/18) with a left big toe sprain, one game (12/16/18) with lower back soreness, one game (1/13/19) with a left thigh contusion and 12 games (2/11-3/14/19) with a left thumb partial ligament injury.
- Scored 20+ points five times, including 30+ once.
- Recorded 10+ assists twice with one double-double.
- Hit 2+ 3FGM 33 times, including 3+ 16 times.
- **Playoffs 2019:** Appeared in all 24 games during Toronto's championship run while averaging 8.0 ppg (39.2% FGs, 38.8% 3FGs, 77.4% FTs), 2.6 apg and 1.8 rpg in 24.7 mpg... scored 20+ points twice, including 22 points in the Finals clinching win vs. Golden State.

2017-18 (Toronto)

- In 76 games, averaged 8.6 ppg (42.6% FGs, 41.4% 3FGs, 83.2% FTs), 3.2 apg and 2.4 rpg in 20.0 mpg.
- Missed one game (1/17/18) with a right knee contusion, one game (2/1/18) for personal reasons, two games (3/18-3/20/18) with a right hand contusion and one game (4/9/18) with lower back tightness... recorded one DNP-CD.
- Was a finalist for the Sixth Man of the Year award.
- Scored 20+ points twice.
- Hit 2+ 3FGM 30 times, including 3+ 16 times.
- **Playoffs 2018:** Appeared in six games during Toronto's run to the Conference Semifinals while averaging 6.8 ppg (33.3% FGs, 28.6% 3FGs, 87.5% FTs), 2.2 apg and 1.7 rpg in 19.0 mpg.
- **Summer 2017:** In four games for Toronto at the NBA Summer League in Vegas, averaged 18.8 ppg (55.3% FGs, 44.4% 3FGs, 15-15 FTs), 5.0 apg, 4.0 rpg and 1.5 spg in 28.3 mpg.

2016-17 (Toronto)

- In 37 games, averaged 2.9 ppg (35.1% FGs, 37.9% 3FGs, 81.8% FTs) and 1.1 rpg in 7.9 mpg.
- Scored in double-figures three times.
- **G League 2016-17:** In 16 games while assigned to Raptors 905, averaged 16.9 ppg (40.6% FGs, 40.7% 3FGs, 84.3% FTs), 7.6 apg, 3.5 rpg and 1.50 spg in 32.4 mpg.
- **Playoffs 2017:** Appeared in seven games during Toronto's run to the Conference Semifinals, scoring a total of 14 points (6-9 FGs, 2-5 3FGs) with 4 assists in 29 minutes of play.
- **Summer 2016:** In five games for Toronto at the NBA Summer League in Vegas, averaged 6.2 ppg (41.7% FGs, 54.5% 3FGs, 83.3% FTs), 3.0 rpg, 1.6 apg and 1.2 spg in 16.0 mpg.

College

- Was eligible for the 2016 NBA Draft following his senior season at Wichita State... finished his career as the Shockers all-time leader in assists (637) and steals (225).
- Started all 102 of his games played over his final three seasons while averaging 12.5 ppg, 5.4 apg, 3.9 rpg and 1.9 spg.
- Helped Wichita State reach the NCAA Tournament in each of his four seasons, including the Final Four as a freshman.
- Was a two-time Missouri Valley Conference Player of the Year... earned First Team All-MVC honors three times and was a three-time MVC All-Defensive Team selection.

Personal

- Son of Fred Manning and Susan VanVleet... father died when Fred was five.
- Stepfather, Joe Danforth, was a policeman in VanVleet's hometown of Rockford, Illinois... Danforth helped train VanVleet growing up.
- Made a donation to Wichita State to help fund the Fred VanVleet Sports Performance Complex.
- His VanVleet Family Foundation hosts an annual weekend celebration in his hometown of Rockford, which includes a block party and a basketball camp... the foundation also conducts back to school drives, Thanksgiving events and VanVleet has brought students from Rockford to games at nearby NBA cities.

>>>Return to Table of Contents



Score a personalized Rockets jersey

Sign up for the **Reliant Rockets plan** and get a slam dunk energy plan that comes with a great way to rep your Houston Rockets.

- Get a Rockets Icon Edition jersey with an option to customize the name and number
- Enjoy price protection for the length of your term
- Count on 24/7 customer support

Shoot your shot
Visit reliant.com/rockets
and get this deal today



OFFICIAL ENERGY PROVIDER

Valid only for new residential customers in the CenterPoint service area. Your actual price will vary with usage and can change to reflect changes in law or regulatory charges. Full terms, conditions and restrictions available at reliant.com/rockets.

Reliant is a registered service mark of Reliant Energy Retail Holdings, LLC. Reliant Energy Retail Services, LLC (PUCT Certificate #10007). © 2023 Reliant Energy Retail Holdings, LLC. All rights reserved. 1827922

Business Team



Rockets Business Executives



Gretchen Sheirr
President of Business
Operations



Steve Scheinthal
Executive VP &
General Counsel
Fertitta Entertainment



Rick Liem
Executive VP & CFO
Fertitta Entertainment



Michael C. Fertitta
Director
Fertitta Entertainment



Patrick J. Fertitta
Director
Fertitta Entertainment &
Alternate Governor



Michael Goldberg
Outside Counsel
Baker Botts L.L.P.



Clay Allen
General Counsel



Doug Hall
General Manager,
Senior Vice President
Toyota Center



Ryan Tanke
Chief Operating Officer



Larry Kaiser
Chief Financial Officer



Tom Fletcher
Sr. Vice President
Business Development



Zee French
Sr. Vice President
Ticketing & Premium
Seating



Laura Meyer
Sr. Vice President
Performance Marketing
& Business



Mark Campbell
Vice President
Information Technology



Sarah Gibson
Vice President
Business Development



Tracey Hughes
Vice President
Communications



Sarah Joseph
Vice President
Community & Events



Dawn Keen
Vice President
Corporate Partnerships



Eric Marglous
Vice President
Ticket Operations



Leah Mastaglio
Vice President of Arena
Operations & Assistant
GM Toyota Center



Samir Mayur
Vice President
Strategic Planning



Duane Scott
Vice President
Booking & Event
Operations



Paul Suarez
Vice President
Digital Marketing

Rockets Business Team



Jim Adessa
Sr. Director
Programming



Kyle Akers
Ticket Sales Analyst



Don Allen
Building Carpenter



Eddie Allen
Event Shift Supervisor



Hakeem Allonce
Security Coordinator



Natalie Alvarado
Director
Live Programming &
Entertainment



Inmar Alvarez
Supervisor
Facility Services



Nicholas Anders
Manager
E-Commerce



Andrew Anderson
Manager
Digital Marketing



Tajma Baker
Building Operator



Celestino Barcenas
Facility Services
Event Staff



Eric Barrella
IT Application
Support Specialist



Emmanuel Bermejo
Group Sales
Account Executive



Joseph Barron
Entertainment
Coordinator



Derek Blalock
Art Director



Vincent Bradford
Facility Services
Event Staff



Dylan Brast
Group Sales
Account Executive



Clay Brunner
Manager
Partnership Activation



Kevin Burgess
Director
Scoreboard Operations



Michael Canella
Director
Production



Jared Capozzi
Director
Suite & Event Rentals



Alysha Carrier
Payroll Manager



Juan Castillo
Manager
Facility Services



Courtney Clay
Director
Event Operations



John Cobb
Sr. Digital Producer

Rockets Business Team



Bryson Cole
IT Identity & User
Experience
Coordinator



Roderick Collins
Asst. Chief Engineer/
Energy Management



David Congdon
Motion Graphics
Designer



Joshelyn Contreras
Facilities Office
Manager



Chris Costa
Sr. Director
Membership Services



Leilani Costa
Director
Brand Experience



Terra'nce Daniels
Director
Digital Media



Jesus De Leon
Building
Carpenter



Anna DiCecco
Manager
Partnership Activation



Cedrick Edwards
Sr. Director
Security &
Guest Services



Paul Espinosa
Director
Retail Operations



Sloane Evans
Manager
Partnership Activation



Amanda Ferguson
Ticket Sales Analyst



Liane Fisher
Manager
Partnership
Activation



Troy Ford
Sr. Maintenance
Supervisor



Scott Foulkrod
Manager
Audio/Visual &
Scoreboard



Kenya Freeman
Facility Services
Event Staff



Taylor French
Director
Marketing
Operations



Richard Furgison
Facility Services
Event Staff



Richy George
Assistant Controller



Terri Glenn
Manager
Administrative
Services



Amanda Goldstein
Manager
Suite & Premium
Activation



Ricky Gomez
Manager
Community Relations



Jayla Grant
Membership Account
Executive



Courtney Hager
Director
Suite Activation

Rockets Business Team



Kristen Harper
Sr. Director
Human Resources




William Helin-Glick
Director
Financial Analysis



Alexis Hernandez
Payroll/HR Assistant



Jose R. Hernandez
Building Operator



Rebekah Hopkins
Ticket Operations
Representative



Tomorrow Huff
Sr. Coordinator
Communications



Kara Infante
Sr. Director
Retail Operations



Norman Jackson
Manager
Facility Services
Conversion



Jason Jeffcoat
Business Intelligence
& Performance
Coordinator



Dane Jensen
Sr. Manager
Corporate Sales



Zanetta Jones
Sr. Manager
Ticket & Box Office
Operations



Hiren Joshi
Director
Digital Strategy



Micah Kamla
Sr. Director
Business Intelligence &
Innovation



Jacob Kauffman
CRM Administrator



Scott Keaton
Director
Corporate Sales



Robert Lane
Marketing Coordinator



Austin Kimbrough
Retail Operations
Coordinator



Robert Lane
Marketing Coordinator



Kelly Lemond
Building Operator



Covondra Lewis
Manager
Human Resources



Jose Limon
Manager
Live Production



Elizabeth Lloyd
Manager Group Sales



Jose Lopez
Sr. Creative Director



Amanda Lowe
Brand Experience
Coordinator



Youyou Lu
Sr. Manager Corporate
Sales


Rockets Business Team



Lewis Madsen
Sr. Director
Accounting



Bobby Mainor
Manager
Inside Sales



Jessica Mansanarez
Supervisor
Box Office



Sean McCloskey
Sr. Manager
Communications



Matt Michel
Video/Producer Editor



Jessica Mikell
Director
Community
Relations



Cyrus Mitchell
Sr. Manager
Facility Services



Michael Moore
Administrative Services
Coordinator



Hannah Morehead
Graphic Designer



Brandon Moss
Director
Premium Accounts



Alyssa Moyle
Booking & Event
Services Coordinator



Jacqueline Muckelroy
Sr. Manager
Accounts Payable
Coordinator



Alisha Naik
Sr. Coordinator
Business Operations



Cortez Nichols
Sr. Manager
Suite Activation



Daniel O'Malley
Building Electrician



Eric Pacheco
Manager
Corporate Sales



Alyssa Patani
Manager
Arena Marketing



Trevor Patin
Sr. Coordinator
Team Photographer



Hannah Peery
Sr. Coordinator
Digital Media



Malcolm Perry
Manager, Planning,
Projects & Facility
Operations



Geovana Ponce
Director
Ticket Operations



Edgar Portillo
Assistant Director
Engineering



Melissa Ramirez
Sr. Employment
Coordinator



Maggie Roback
Jr. Producer



Jerald Rogers
Social Media
Coordinator

Rockets Business Team



Sarah Romero
Sr. Membership
Services Executive



Jordan Ronsonette
Building Electrician



Carter Roth
Staff Accountant II



Delondre Roy
Facility Services
Event Staff



Jesse Salazar
Director
Membership Sales



Jonathan Samaniego
Ticket Operations
Representative



Cameron Schroeder
Suite Account
Executive



Jake Seaboch
Sr. Premium Sales
Executive



Carlos Sepulveda
Sr. Director
Facility Operations



Avani Sharma
Director
Corporate Activation



Alina Siddiqui
Marketing Operations
Coordinator



Adam Simmons
Video/Producer
Editor



Ben Sledge
Sr. Manager
Production



Darius Smith
Membership Account
Executive



Trevor Smyth
Suite Account
Executive



Jessica Stanley
Manager
Guest Services



Ryan Stevens
Sr. Manager
Corporate
Communications



Sam Strantz
Senior Team Counsel




Taylor Stucky
Membership Account
Executive



Shanda Swift
Membership Account
Executive



Michael Tallisman
Partnership Activation
Coordinator



Austin Taylor
Backend Data
Engineer



Bryan Taylor
Sr. Membership
Services Executive



Ryan Thormaehlen
Director
Facility Operations



Jennifer Tieu
Front-End Engineer

Rockets Business Team



Thereyn Tillis
Team Shop
Manager



Dolores Townley
Assistant Manager
Group Sales



Samantha Vaden
Manager
Premium Accounts



Cody Vanghel
Suite Account
Executive



Victoria Vazquez
Retail Buyer



Shay Villarreal
Sr. Graphic Designer



Lam Vo
Staff Accountant



Leigh Vo
Social Media
Coordinator



Olivia West
Coordinator
Partnership Activation



Paul Woo
Manager
Broadcast Operations



Kayla Wyman
Manager
Game Presentation



Sydney Ying
Sales & Services
Coordinator



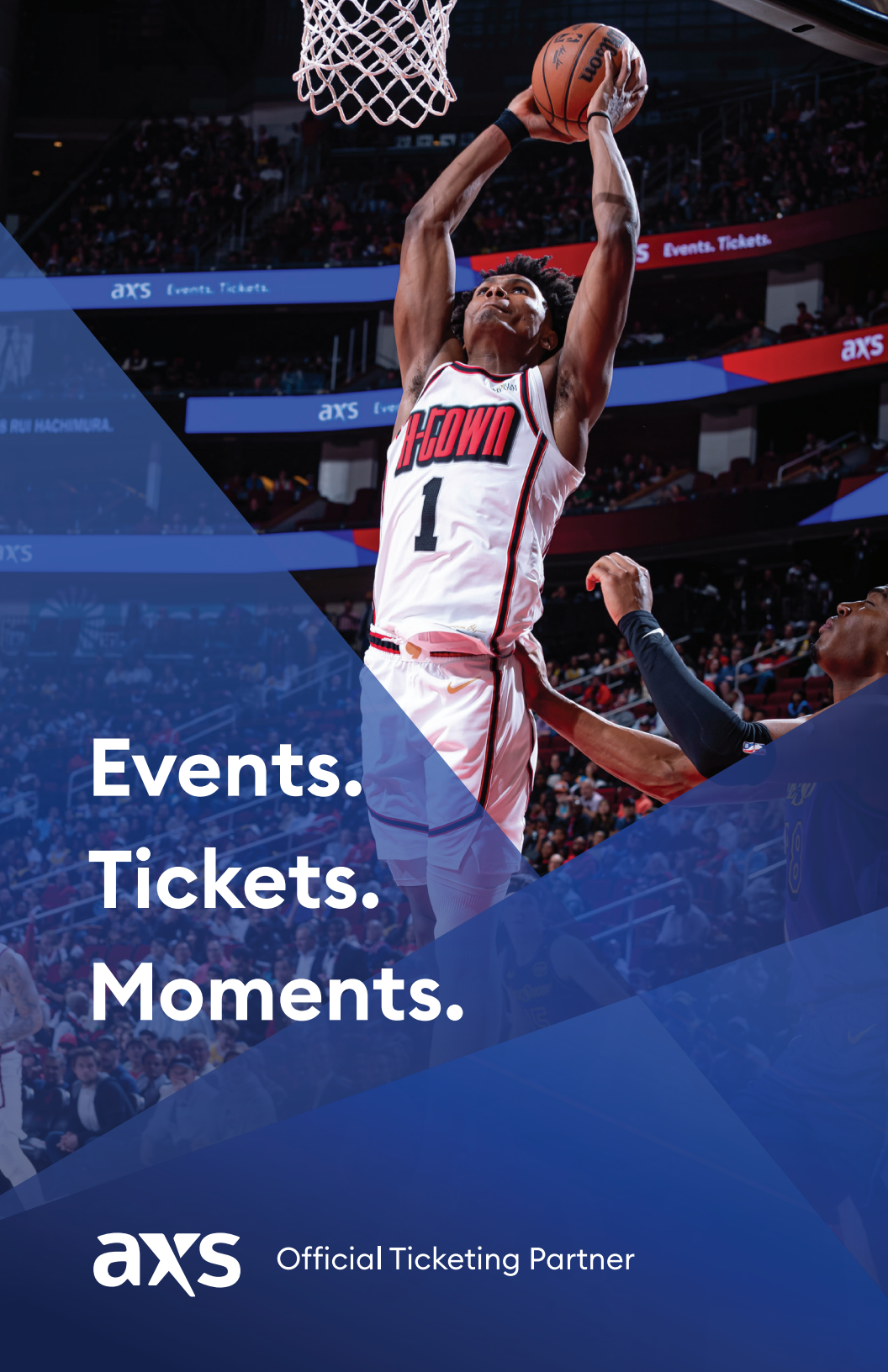
Chace Young
Membership Account
Executive



Shelita Young
Sr. Manager,
Membership Services



Jaden Zhang
Digital Products &
Data Specialist



Events.
Tickets.
Moments.

axs

Official Ticketing Partner

Rockets Entertainers



Clutch "The Rockets Bear"

Now in his 31st season as the Rockets mascot, Clutch the Bear is one of the most celebrated mascots in sports. Clutch is HOUSTON'S #1 FAN and can be seen cheering on his team at all Rockets home games and at countless community events throughout the city of Houston. Whether he is creating impromptu comedy, throwing around cakes, shooting silly string, signing autographs, dancing with the Clutch City Dancers, doling out hugs, performing on-court skits, pulling pranks on social media, or climbing ladders and doing flips, Clutch is always a fan favorite. When Clutch isn't entertaining fans at Toyota Center, he is visiting them all over Houston and around the world, having performed across the U.S. and internationally in 13 countries. Clutch was named the first-ever NBA Mascot of the Year in 2005, again in 2013, and was also awarded the crown in 2021! He was also inducted into the Mascot Hall of Fame in 2006. In 2025, Clutch performed at the NBA Vegas Cup Semi-Finals and made his first appearance on the Today Show. Keep your eye out for this fun-loving, entertaining bear!

Clutch City Dancers

Formerly known as the "Rockets Power Dancers", The Clutch City Dancers have long been fan favorites at Rockets games and in the Greater Houston area for their tremendous energy, hard-hitting routines and love for the game of basketball. This world-class group of dancers has inspired Rockets fans since the 1994-95 season. The team is composed of business professionals and students who perform at all home games and at numerous community, corporate and private events. The dancers, along with Rockets players and staff, also contribute to and attend community events that make a difference in the lives of those in our community. The dancers have been proud to represent the Rockets at multiple NBA All-Star Games, as well as at international events throughout mainland China, Hong Kong, the Philippines, Taiwan, Bosnia, Kosovo, the United Kingdom and Spain. These versatile ladies have been featured on SportsCenter, CNN, Fox and FSN, as well as in Sports Illustrated, Maxim and Complex magazines. The Clutch City Dancers are led by Director of Live Programming & Entertainment Natalie Alvarado. This former seven-year member of the Rockets Power Dancers also toured the nation as a music performer with Universal Records. Her self-titled debut album "Natalie" premiered at No. 16 on the Billboard Top-200 Charts. The Clutch City Dancers are coached and choreographed by former dancer & captain Jackson Garza.



Rockets Launch Crew

The Rockets Launch Crew took off in 2004-05 and hasn't looked back. This group of talented tumblers, break dancers, and performers are the best in the business. You can see them performing explosive routines, throwing t-shirts to fans and helping with on-court contests, all while bringing their special brand of spirit. The Launch Crew team members show their skills at home games, performing during timeouts and energizing the crowd at key moments in the game. They also make numerous community and corporate appearances throughout the year. Launch Crew is often invited to represent the Rockets at the NBA All-Star Games. The crew has represented Rockets Entertainment at the 2013-14 Global Games in the Philippines and Taiwan, as well as 2019-20 games in Hawaii and Japan. In 2013, the Launch Crew was named, "The Best Entertainment Team in Sports" by Gameops.com.

Anti-Gravity

The Rockets Dunk Team, Anti-Gravity, was introduced to Rockets entertainment in 2010. This powerful and explosive group of trampoline dunkers consists of gymnasts and performers who perform during quarter breaks at select home games. They bring energy and never cease to amaze the fans of Toyota Center with their one-of-a-kind acrobatic dunks. Many of the Anti-Gravity members travel from city to city as professional dunkers and even circus entertainers who have appeared on the TV show, America's Got Talent. In 2025, Anti-Gravity performed at the NBA All-Star Games in San Francisco. Anti-Gravity performs at community and corporate events throughout the season.

Little Dippers

The Little Dippers is the most adorable Rockets Entertainment team! This co-ed squad of talented kids, ages 7-12, debuted in 2006-07 and was an immediate hit. The group of all-star kids from all over Houston perform hip-hop and novelty dance routines at weekend and special games throughout the year. Their energetic performances include tumbling, stunting and break dancing which always bring the crowd to its feet. The Little Dippers love to participate in the Rockets game experience and also perform at community events.

Rockets Space City Seniors

Established in 2008, The Space City Seniors are a fan-favorite entertainment group that always bring fun energy to Toyota Center. Consisting of several "young at heart" retirees, these seniors wow Toyota Center crowds on a regular basis with their current and old-school hip hop moves. Their high energy and enthusiasm for dance and the Rockets are unmatched in the NBA.

Clutch City Beats

Established in 2022, Clutch City Beats is a groundbreaking program that aims to create the soundtrack to Rockets basketball for in-arena gameplay and digital content. Houston's best musicians and producers have the opportunity to integrate their work, and the city's musical influence, into the fan experience during Rockets home games. As the organization continues to build a music library completely owned and licensed by Rocket Ball, LTD., this program continues to provide an avenue to build our connection to the city, the music industry, community opportunities, and new content and programming.

Ultra Red Rowdies

The Ultra Red Rowdies are a passionate group of unique individuals who set the tone for all our Houston Rockets fans at Toyota Center. Before the start of the 2006-07 season, Rockets head coach Jeff Van Gundy held auditions to find what he deemed the most rabid fans of the team. As a result, the Rowdies came to life and earned their own section at Toyota Center during home games, creating the famous environment that impacts our fans throughout the arena and the team on the floor. To this day the Rowdies are still an impactful group that the organization values while encouraging our fans to create success for the Rockets.

DJ Palmo: In-Arena DJ

DJ Palmo is our positive, fun and energetic turntablist based out of Houston, Texas who moves rooms with his eclectic genre blending style! He spins at Live Nation venues, clubs, and bars throughout Texas. DJ Palmo brings his talent and illuminating energy to Toyota Center where he keeps fans and players hype at every home game.

Kiotti: In-Arena Co-Host

A community staple and industry gatekeeper in the fourth biggest city in the country, Kiotti is the real deal. Micheal Saunders, the Urban Brand Coordinator for iHeart Media said, "Kiotti is as good as and better than advertised." A fitting statement since Kiotti has brought his skill set and listening audience to iHeart Media in summer of 2021. The now nationally syndicated radio host (37+ markets) also has a very strong connection to the music scene. In 2018 he released "Htown For Real" with regional success and is gearing up for more releases. If Kiotti isn't on the court with the Houston Rockets as the in-arena co-host, you can probably catch him on your radio from 2-7 p.m. on 93.7 The Beat.

Lauren Leal: In-Arena Co-Host

Lauren Leal is an established professional host and reporter in Houston, Texas. She's worked with the University of Houston and every sports team in the city as an in-game host and sideline reporter. The Houstonian loves all things H-Town and has been requested to be the Voice of God and Red-Carpet reporter for the Houston Sports Awards every year since it was established in 2018. In addition to hosting, Lauren used her broadcast degree from UH as a sports reporter and TV host covering professional sports for the Houston Chronicle, KPRC2, CW39 and Space City Home Network. Lauren's excited to join the Rockets family as the in-arena co-host and cheer on her hometown team.

Jonathan Sanford: PA Announcer

Living his dream, Jonathan Sanford is in his 4th season as Public Address Announcer for the Houston Rockets, and his 11th season overall announcing in the NBA. His signature calls inside Toyota Center have become a staple of Houston Rockets home games, and his energy behind the microphone ignites the passion of fans both young and old! Jonathan's reputation across the league has earned him the honor of being the voice of both NBA 2k23, 2k24 and 2k25. During the offseason, Jonathan's voice can also be heard announcing UIL state Championships, along with High School Football games across the greater Houston area, as well as for the UT AUSTIN football games. In addition to his sports announcing, Jonathan serves as the lead minister for the Watters Road Church in Pasadena. He and his wife Jennifer Sanford, have five children.

Clutch City Foundation

The Houston Rockets are on a mission to use the power of basketball to transform lives and positively impact our community. Through dedicated outreach, programs and initiatives, we aim to inspire, educate, and uplift individuals of all ages and backgrounds. We foster a sense of unity, empowerment, growth, and social responsibility, with the ultimate goal of creating a stronger, more inclusive and thriving community, with a championship mentality.

The work of our community programs and partnerships helps amplify our Clutch City Foundation, along with our partners, players, and other ambassadors. We all collectively align to provide access to championship-caliber programs, services, experiences, and environments to create a stronger community through the power of basketball, while honoring our Houston legacy.



Rockets Give Back Program

Houston Rockets employees take part in year-round volunteer opportunities that support community partners. Last season, over 1,800 volunteer hours were spent serving underserved youth and families by providing services to military and first responders, renovating schools, courts, and community centers, supplying aid and relief in the face of disasters, hosting donation drives and providing gifts for the underserved organizations during the holidays. Additionally, the Rockets host a game-day activation, the GiveBack table, equipped with signed and player-worn apparel. All proceeds support a charity of the month and the Clutch City Foundation.

Back-to-School Bash Presented by Reliant

Every summer, before the start of school, the Rockets and Reliant host a Back-to-School Bash for local students and families surrounding Moody Community Center. Students receive free haircuts, backpacks, school supplies, health screenings, manicures, dental kits, and so much more!

The family-friendly event features Rockets inflatables, basketball clinics, a Curiosity Cruiser mobile book bus, snacks, drinks, prizes and more!

Houston Rockets Gala

The Houston Rockets hosted their annual fundraiser, a gala benefitting the Clutch City Foundation. The event was held at the Fertitta Family home and raised money for the Clutch City Foundation's newly launched Houston Rockets Scholarship program and other impactful initiatives.

Guests were treated to an immersive table setting with players and Legends alike, a live auction, fun and unique experiences such as youth fantasy basketball camps equipped with a skills clinic, and dinner with the owner, head coach, and GM of the Houston Rockets basketball team. The gala raised a record breaking \$2M!

Season of Giving Presented by Kroger

Season of Giving is an annual holiday initiative that supports those who need assistance or just simple joy during the holidays. In partnership with Kroger, the Houston Rockets host several activations to serve and bring cheer to the Greater Houston Area. The Rockets also partner with Grammy Award-winning artist Curtis "50 Cent" Jackson to assist local underserved families, hosting a food distribution for Thanksgiving. In addition, most Rockets players host holiday events throughout the city of Houston to bring much-needed relief and holiday cheer to those in need.



50/50 Raffle

The Rockets host a 50/50 raffle during every home game. One lucky fan has the chance to win half of the proceeds raised with the remaining portion donated to the Clutch City Foundation.

First Shot

Prior to every home game, a celebrity or local personality is given the opportunity to shoot one free throw, with baskets earning \$5,000 for the Clutch City Foundation. If the First Shot is missed, Rockets owner Tilman Fertitta still donates \$1,000 as part of the team's commitment to give back to the community.



Community MVPs (Most Valuable Partners)

The Houston Rockets honor outstanding community leaders making positive impact in their community with on-court recognition during a home game, a surprise celebration, and a Rockets gift pack.

Be Fit Presented by Children's Memorial Hermann

The Rockets and Children's Memorial Hermann promote health and fitness by encouraging youth participants to compete in monthly physical activities for a chance to win prizes, a team-themed school rally and new gym equipment.

Read Nation Presented by Whataburger

The Rockets and Whataburger are creating a nation of children who love to read, one book and one child at a time. The program promotes a love of reading by awarding participants who compete in monthly reading activities for prizes and new library furniture and equipment.

Best Shot

The Houston Rockets and Toyota will team up with the Boys and Girls Club to form the Best Shot Basketball League. The league will serve more than 500 youth attending the Boys & Girls Clubs of Greater Houston. The Best Shot program provides young athletes with a safe space to learn and play the game of basketball and assists the Club staff and volunteers with proper coaching, education and training opportunities.

The Best Shot League positively affects youth by helping them build strong character, foster the adoption of healthy lifestyles and promote positive self-images. It also bolsters relationships with family, friends and colleagues, while engaging community and global citizens who value cultural diversity.

Hoops for Troops Presented by Navy Federal Credit Union

The Houston Rockets employees, players, and executives work alongside members of the United States Military to complete special projects in the community such as school beautification projects, or home renovation projects.

Heroes Day of Service Presented by Toyota

Each year, the Houston Rockets partner with Toyota to host a company-wide service initiative to honor military and first responders for their heroic sacrifices made on September 11. Additionally, players, Legends, executives, and staff visit more than 100 fire and police stations to thank first responders and present them with ticket vouchers and team gear.



Jumpstart Your Journey

The Houston Rockets Jumpstart Your Journey program is designed to help prepare students from historically Black colleges and universities (HBCUs) for life beyond “the yard.” This program equips (HBCU) students with the tools necessary to enter and thrive in the professional world. The ultimate goal is career-readiness!

Jumpstart Your Journey participants have access to career readiness workshops, industry-leading panel discussion, shadowing opportunities, and other unique experiences! These experiences arm students with the practical skills and knowledge needed to not only enter the workforce but excel in the workforce. This program is transformative and gets students ready to make their mark in their chosen career paths. When opportunity knocks, they will be ready, and if it doesn’t knock, they’ll knock doors down!

Adopt-a-School

Each year, the Houston Rockets proudly adopt local schools, creating a powerful partnership rooted in purpose and possibility. Through hands-on volunteerism, in-kind donations, and additional year-round support, we go beyond the game to uplift students, invest in education, and champion underserved communities. This initiative not only drives meaningful change in the lives of young learners and schools—it also energizes our employees and deepens our connection to the city we call home. We build brighter futures, one school at a time .

Swish into Summer Reading

The Houston Rockets’ Swish into Summer Reading program is designed to motivate children to read during summer break and keep them engaged in literacy away from school. Our goal is to provide a successful reading program throughout the summer to combat reading deficiencies.

NBA Cares

NBA Social Impact & Inclusion drives change on issues facing fans and communities by advancing needed resources and proven partners while creating data-driven strategies and programming to impact the NBA ecosystem and empower colleagues to bring their best self to work to drive global success. NBA Cares works with NBA players and teams to highlight important issues through the NBA’s digital, social and broadcast channels, live events and partnerships.



Toyota Center

Toyota Center

Located in the heart of Downtown Houston, Toyota Center is the premier sports and entertainment venue in the nation's fourth-largest market. Since opening its doors in 2003, Toyota Center has been home to the Houston Rockets and host to some of the world's most well-known national and international touring artists, as well as the 2006 & 2013 NBA All-Star Games and the 2008 Latin Grammys. This state-of-the-art facility accommodates over 18,000 guests with flexible seating configurations.

Facts & Figures

Arena Sellout for Basketball	18,055
Suites.....	78 traditional, 10 Lexus Lounge, 4 PNC Club, 3 Golden Nugget Club, 1 Draft Kings Party Suite, 1 Skybox,
Theater Boxes	31
Team Shop Hours.....	Open for all home games and Tues. & Wed. 11 a.m.-5 p.m.
First Regular Season Game	Oct. 30, 2003

History

Harris County voters approved a referendum to build a new arena in Nov. 2000. Groundbreaking for the arena took place on July 31, 2001. Houston's state-

of-the-art, multi-purpose facility opened in Oct. 2003.

Parking

Toyota Center has daily access to the adjacent Toyota Tundra parking garage, which features up to 2,500 parking spaces. Also surrounding Toyota Center are over 10,000 parking spaces within just a few blocks.

Levy Restaurants

Toyota Center is proud to partner with Levy Restaurants Sports & Entertainment Group. Hold on for a culinary adventure as Levy Restaurants takes your taste buds on a delicious ride. Guests can savor specialties from a restaurant-style menu featuring contemporary cuisine and dishes from Levy's patented 1,000-degree, wood-burning oven. No matter where your seat is for a game, reservations are available by calling 713.758.7534 or on Open Table. For those of you looking for the authentic experience, game-night favorites such as hot dogs and popcorn are always available.

Booking

Toyota Center is the perfect place to host your next meeting or event for 10 to 18,000 people. The arena is conveniently located with access to all of Houston's major highways and is adjacent to Discovery Green, George R. Brown Convention Center, downtown hotels as well as shops and restaurants. With all of its luxurious spaces available to rent, Toyota Center can make any event or meeting a truly unique experience. To book your next event, e-mail eventbooking@rocketball.com or call (713) 758-7758. Visit www.toyotacenter.com/book-your-event for more information.





SPACE CITY
HOME NETWORK

YOUR HOME FOR
HOUSTON ROCKETS
BASKETBALL 

Season in Review



Rockets Season Statistics

PLAYER	G-GS	MIN	FG-FGA	PCT	3FG-FGA	PCT	FT-FTA	PCT	OR	DR	TR	AST	PF-DQ	STL	TO	BLK	PTS	AVG
Ja. Green	82-82	2697	608-1437	.423	234-661	.354	273-336	.813	45	332	377	282	127-0	71	203	27	1723	21.0
Sengun	76-76	2395	567-1143	.496	21-90	.233	296-428	.692	262	524	786	372	209-0	84	194	61	1451	19.1
VanVleet	60-60	2111	287-759	.378	159-461	.345	111-137	.810	32	189	221	333	140-1	94	87	25	844	14.1
Thompson	69-42	2225	388-697	.557	25-91	.275	169-247	.684	192	372	564	265	167-1	97	138	89	970	14.1
Brooks	75-75	2388	384-895	.429	186-469	.397	99-121	.818	75	200	275	128	242-5	60	76	16	1053	14.0
Smith Jr.	57-39	1716	248-566	.438	98-277	.354	104-126	.825	105	294	399	60	123-1	25	61	41	698	12.2
Eason	57-16	1420	272-559	.487	63-184	.342	79-104	.760	128	234	362	83	136-1	97	65	50	686	12.0
Whitmore	51-3	827	179-403	.444	65-183	.355	54-72	.750	36	115	151	49	44-0	31	46	13	477	9.4
Dante	4-0	51	10-13	.769	0-0	---	4-5	.800	6	15	21	2	9-0	1	2	5	24	6.0
Holiday	62-3	792	117-268	.437	72-181	.398	34-41	.829	13	65	78	83	64-0	19	37	11	340	5.5
Je. Green	32-3	396	61-121	.504	29-79	.367	21-26	.808	11	47	58	20	32-0	6	9	4	172	5.4
Landale	42-3	500	81-152	.533	11-26	.423	27-40	.675	56	81	137	37	49-0	13	21	10	200	4.8
Roddy (TOT)	33-3	410	57-125	.456	19-61	.311	20-26	.769	13	71	84	35	20-0	14	22	9	153	4.6
Roddy (HOU)	3-0	35	5-13	.385	1-7	.143	2-4	.500	0	5	5	2	1-0	0	1	1	13	4.3
Sheppard	52-3	654	84-239	.351	48-142	.338	13-16	.813	16	62	78	75	53-0	35	37	17	229	4.4
Adams	58-3	794	91-167	.545	0-2	.000	43-93	.462	166	161	327	66	60-0	22	54	28	225	3.9
Tate	52-2	588	70-148	.473	16-46	.348	32-47	.681	50	67	117	47	82-0	26	22	7	188	3.6
Williams	20-0	147	27-62	.435	6-26	.231	5-8	.625	5	8	13	9	16-0	8	14	4	65	3.3
McVeigh	9-0	43	5-17	.294	4-13	.308	0-0	---	2	3	5	1	3-0	0	2	2	14	1.6
ROCKETS	82	19780	3484-7659	.455	1038-2938	.353	1366-1851	.738	1200	2774	3974	1914	1557-9	689	1139	411	9372	114.3
OPPONENTS	82	19780	3322-7244	.459	1010-2833	.357	1348-1776	.759	867	2589	3456	1926	1577-12	651	1175	467	9002	109.8

PLAYER	MIN	REB	A	S	TO	BLK	PTS	MIN	REB	AST	STL	TO	BLK	PTS	FG	FGA	FT	FTA	REB	AST	PTS
Ja. Green	45	12	13	4	7	2	42	32.9	4.6	3.4	0.87	2.5	0.33	21.0	16	29	15	17	14	13C	42T
Sengun	42	20	11	5	8	4	38	31.5	10.3	4.9	1.11	2.6	0.80	19.1	19	32	14	17T	21	14	45
VanVleet	45	9	12	6	6	2	38	35.2	3.7	5.6	1.57	1.5	0.42	14.1	17	30	13T	14T	12	20	54
Thompson	42	16	11	7	8	5	33	32.3	8.2	3.8	1.41	2.0	1.29	14.1	13C	19C	7C	10C	16C	11C	33C
Brooks	41	9	5	4	6	2	36	31.8	3.7	1.7	0.80	1.0	0.21	14.0	14	30	13C	14T	10	8	37
Smith Jr.	43	17	5	2	5	4	30	30.1	7.0	1.1	0.44	1.1	0.72	12.2	11T	20	14	14	18	6	34
Eason	39	14	4	6	5	3	30	24.9	6.4	1.5	1.70	1.1	0.88	12.0	11C	21	7	10	14T	5	30C
Whitmore	40	11	3	3	5	3	34	16.2	3.0	1.0	0.61	0.9	0.25	9.4	13C	19C	6	8	11T	5	34C
Dante	19	9	1	1	1	2	10	12.7	5.3	0.5	0.25	0.5	1.25	6.0	4C	6C	2C	3C	9C	1C	10C
Holiday	37	8	4	2	5	1	25	12.8	1.3	1.3	0.31	0.6	0.18	5.5	10T	20C	9	10	8C	13	25T
Je. Green	29	5	5	1	1	1	19	12.4	1.8	0.6	0.19	0.3	0.13	5.4	14	28	13	18	15	7	43
Landale	34	10	5	2	3	2	13	11.9	3.3	0.9	0.31	0.5	0.24	4.8	12	15	6	8	12	5T	26
Roddy (TOT)	32	8	3	3	4	2	17	12.4	2.5	1.1	0.42	0.7	0.27	4.6	10	19	6C	8	10	5	24
Roddy (HOU)	24	3	2	0	1	1	9	11.6	1.7	0.7	0.00	0.3	0.33	4.3							
Sheppard	41	7	7	3	4	3	25	12.6	1.5	1.4	0.67	0.7	0.33	4.4	10C	17C	3C	3C	7C	7C	25C
Adams	26	17	6	2	4	3	14	13.7	5.6	1.1	0.38	0.9	0.48	3.9	12	20	8	12	23	10	27
Tate	27	7	6	4	3	2	16	11.3	2.3	0.9	0.50	0.4	0.13	3.6	11	19	9	10	14	10	32
Williams	26	4	3	2	4	2	12	7.3	0.7	0.5	0.40	0.7	0.20	3.3	8	12T	2T	3	5	4	17
McVeigh	12	2	1	0	1	1	6	4.8	0.6	0.1	0.00	0.2	0.22	1.6	2C	4C	0	0	2C	1C	6C
ROCKETS	53	67	37	18	23	14	148	241.2	48.5	23.3	8.40	13.9	5.01	114.3	67	138	47	65	89	50	159
OPPONENTS	53	58	34	17	23	18	140	241.2	42.1	23.5	7.94	14.3	5.70	109.8	67	131	46	62	82	47	165

Game-by-Game Results

Date	Opponent	Result	Home	Road	Total	High Scoring	High Rebounds	High Assists	Opponent Scoring	Atten.
Oct 23	CHARLOTTE	L105-110	0-1	0-0	0-1	Ja. Green-28	Sengun-18	VanVleet-6	Bali-34	18,055
Oct 25	MEMPHIS	W128-108	1-1	0-0	1-1	Ja. Green-22	Smith Jr.-16	Two tied-4	Morant-24	18,055
Oct 26	@San Antonio	L106-109	1-1	0-1	1-2	Ja. Green-29	Smith Jr.-7	VanVleet-7	Wembanyama-29	18,715
Oct 28	@San Antonio	W106-101	1-1	1-1	2-2	Ja. Green-36	Sengun-12	VanVleet-9	Sochan-22	17,519
Oct 31	@Dallas	W108-102	1-1	2-1	3-2	Ja. Green-23	Two tied-12	Three tied-4	Donic-29	20,011
Nov 2	GOLDEN STATE	L121-127 (OT)	1-2	2-1	3-3	Eason-27	Thompson-11	VanVleet-5	Hield-27	18,055
Nov 4	NEW YORK	W109-97	2-2	2-1	4-3	Sengun-25	Sengun-14	Two tied-5	Brunson-29	16,417
Nov 6	SAN ANTONIO	W127-100	3-2	2-1	5-3	Two tied-21	VanVleet-7	VanVleet-10	Wembanyama-15	16,208
Nov 8	@Oklahoma Cit	L107-126	3-2	2-2	5-4	Brooks-17	Sengun-9	Sengun-6	Two tied-29	18,203
Nov 10	@Detroit	W101-99	3-2	3-2	6-4	Sengun-27	Sengun-10	VanVleet-7	Cunningham-26	18,744
Nov 11	WASHINGTON	W107-92	4-2	3-2	7-4	Sengun-27	Sengun-17	Two tied-3	Kuzma-18	15,998
Nov 13	L.A. CLIPPERS	W111-103	5-2	3-2	8-4	Ja. Green-21	Two tied-11	Sengun-6	Harden-19	16,493
Nov 15	L.A. CLIPPERS	W125-104	6-2	3-2	9-4	Smith Jr.-28	Smith Jr.-11	Two tied-10	Harden-21	18,055
Nov 17	@Chicago	W143-107	6-2	4-2	10-4	VanVleet-28	Thompson-11	Sengun-11	LaVine-15	20,667
Nov 18	@Milwaukee	L100-101	6-2	4-3	10-5	VanVleet-26	Eason-14	Two tied-5	Lopez-27	17,341
Nov 20	INDIANA	W130-113	7-2	4-3	11-5	Sengun-31	Sengun-12	VanVleet-6	Q. Jackson-24	16,087
Nov 22	PORTLAND	W116-88	8-2	4-3	12-5	Brooks-28	Thompson-11	VanVleet-8	Two tied-13	15,546
Nov 23	PORTLAND	L98-104	8-3	4-3	12-6	Sengun-22	Smith Jr.-8	Two tied-5	Simons-25	16,102
Nov 26	@Minnesota	W117-111 (OT)	8-3	5-3	13-6	VanVleet-27	Sengun-10	Two tied-11	A. Edwards-29	18,978
Nov 27	@Philadelphia	W122-115 (OT)	8-3	6-3	14-6	Ja. Green-41	Sengun-14	Sengun-7	Maxey-39	19,765
Dec 1	OKLAHOMA CITY	W119-116	9-3	6-3	15-6	VanVleet-38	Two tied-14	Sengun-9	Gigeous-Alex-32	18,055
Dec 3	@Sacramento	L111-120	9-3	6-4	15-7	Ja. Green-28	Eason-12	Sengun-6	Sabonis-27	15,019
Dec 5	@Golden State	L93-99	9-3	6-5	15-8	Sengun-16	Two tied-8	Two tied-5	Kuminga-33	18,064
Dec 8	@L.A. Clipper	W117-106	9-3	7-5	16-8	Ja. Green-31	Smith Jr.-12	Sengun-6	Hyland-22	14,782
Dec 11	GOLDEN STATE	W91-90	10-3	7-5	17-8	Sengun-26	Sengun-11	VanVleet-7	Kuminga-20	18,055
Dec 14	@Oklahoma Cit	L96-111	10-3	7-5	17-9	Thompson-19	Sengun-11	VanVleet-7	Gigeous-Alex-32	17,937
Dec 19	NEW ORLEANS	W133-113	11-3	7-5	18-9	Ja. Green-34	Sengun-9	VanVleet-9	Murphy II-28	18,055
Dec 22	@Toronto	W114-110	11-3	8-5	19-9	Brooks-27	Sengun-10	Two tied-5	Walter-27	19,305
Dec 23	@Charlotte	W114-101	11-3	9-5	20-9	Smith Jr.-21	Two tied-11	VanVleet-6	Bridges-24	19,134
Dec 26	@New Orleans	W128-111	11-3	10-5	21-9	Ja. Green-30	Sengun-13	Sengun-6	Murphy II-21	16,052
Dec 27	MINNESOTA	L112-113	11-4	10-5	21-10	Sengun-38	Sengun-12	VanVleet-7	Randle-27	18,055
Dec 29	MIAMI	L100-104	11-5	10-5	21-11	Brooks-22	Sengun-18	Two tied-6	Herro-27	18,055
Jan 1	DALLAS	W110-99	12-5	10-5	22-11	Sengun-23	Two tied-6	VanVleet-7	Grimes-17	18,055
Jan 3	BOSTON	L86-109	12-6	10-5	22-12	Ja. Green-27	Sengun-7	Two tied-3	White-23	18,055
Jan 5	L.A. LAKERS	W119-115	13-6	10-5	23-12	Ja. Green-33	Thompson-16	Two tied-4	Davis-30	18,055
Jan 7	@Washington	W135-112	13-6	11-5	24-12	Ja. Green-29	Thompson-15	VanVleet-12	Kispert-23	12,930
Jan 9	@Memphis	W119-115	13-6	12-5	25-12	Sengun-32	Two tied-14	Sengun-5	Morant-27	16,298
Jan 13	MEMPHIS	W120-118	14-6	12-5	26-12	Ja. Green-42	Thompson-13	VanVleet-9	Morant-29	18,055
Jan 15	@Denver	W128-108	14-6	13-5	27-12	Ja. Green-34	Three tied-9	Two tied-8	DeRozan-22	19,837
Jan 16	@Sacramento	L127-132	14-6	13-6	27-13	Ja. Green-28	Two tied-10	Thompson-5	Two tied-33	18,227
Jan 18	@Portland	W125-103	14-6	14-6	28-13	Ja. Green-26	Sengun-15	Sengun-6	Henderson-21	17,077
Jan 20	DETROIT	L96-107	14-7	14-6	28-14	VanVleet-20	Sengun-8	Two tied-5	Cunningham-32	18,055
Jan 22	CLEVELAND	W109-108	15-7	14-6	29-14	VanVleet-26	Thompson-16	Two tied-6	Garland-26	16,719
Jan 25	@Cleveland	W135-131	15-7	15-6	30-14	Two tied-26	Thompson-14	Thompson-10	Garland-39	19,432
Jan 27	@Boston	W114-112	15-7	16-6	31-14	Brooks-36	Two tied-9	Sengun-9	Brown-28	19,156
Jan 28	@Atlanta	W100-96	15-7	17-6	32-14	Ja. Green-25	Sengun-10	VanVleet-6	Young-21	15,553
Jan 30	@Memphis	L119-120	15-7	17-7	32-15	Ja. Green-25	Eason-12	Two tied-5	Bane-24	16,257
Feb 1	BROOKLYN	L98-110	15-8	17-7	32-16	Ja. Green-29	Thompson-10	Thompson-7	Williams-21	18,055
Feb 3	@New York	L118-124	15-8	17-8	32-17	Thompson-25	Adams-13	Thompson-11	Brunson-42	19,812
Feb 4	@Brooklyn	L97-99	15-8	17-9	32-18	Sengun-24	Sengun-20	Thompson-8	K. Johnson-22	16,564
Feb 6	@Minnesota	L114-127	15-8	17-10	32-19	Ja. Green-28	Sengun-10	Sengun-7	A. Edwards-41	18,978
Feb 8	@Dallas	L105-116	15-8	17-11	32-20	Sengun-30	Adams-12	Ja. Green-6	Davis-26	20,303
Feb 9	TORONTO	W94-87	16-8	17-11	33-20	Brooks-19	Two tied-10	Thompson-5	Quickley-20	16,829
Feb 12	PHOENIX	W119-111	17-8	17-11	34-20	Eason-25	Sengun-13	Thompson-11	Durant-37	16,227
Feb 13	GOLDEN STATE	L98-105	17-9	17-11	34-21	Holiday-25	Sengun-13	Thompson-5	Curry-27	18,055
Feb 21	MINNESOTA	W121-115	18-9	17-11	35-21	Ja. Green-35	Sengun-13	Thompson-6	A. Edwards-37	18,055
Feb 22	@Utah	L115-124	18-9	17-12	35-22	Sengun-27	Sengun-12	Ja. Green-10	George-30	18,175
Feb 25	MILWAUKEE	W100-97	19-9	17-12	36-22	Ja. Green-25	Sengun-11	Thompson-6	Antetokounmpo-17	18,055
Feb 26	SAN ANTONIO	W118-106	20-9	17-12	37-22	Thompson-25	Sengun-11	Two tied-5	Two tied-22	18,055
Mar 1	SACRAMENTO	L103-113	20-10	17-12	37-23	Sengun-30	Thompson-11	Two tied-5	DeRozan-21	18,055
Mar 3	@Oklahoma Cit	L128-137	20-10	17-13	37-24	Whitmore-27	Whitmore-11	Sheppard-5	Gigeous-Alex-51	17,714
Mar 4	@Indiana	L102-115	20-10	17-14	37-25	Sengun-25	Eason-14	Sengun-7	Haliburton-27	15,513
Mar 6	@New Orleans	W109-97	20-10	18-14	38-25	Brooks-22	Thompson-11	Two tied-8	Murphy II-26	17,636
Mar 8	NEW ORLEANS	W146-117	21-10	18-14	39-25	Sengun-27	Thompson-9	Thompson-11	Williamson-20	18,055
Mar 10	ORLANDO	W97-84	22-10	18-14	40-25	Smith Jr.-20	Adams-17	Ja. Green-8	Banchero-25	16,665
Mar 12	PHOENIX	W111-104	23-10	18-14	41-25	Ja. Green-29	Eason-10	Sengun-7	Beal-25	18,055
Mar 14	DALLAS	W133-96	24-10	18-14	42-25	Eason-30	Sengun-15	Ja. Green-5	Williams-25	16,612
Mar 15	CHICAGO	W117-114	25-10	18-14	43-25	Ja. Green-28	Sengun-15	VanVleet-7	White-23	18,055
Mar 17	PHILADELPHIA	W144-137 (OT)	26-10	18-14	44-25	Two tied-30	Sengun-11	Ja. Green-13	Grimes-46	16,648
Mar 19	@Orlando	W116-108	26-10	19-14	45-25	Ja. Green-26	Sengun-12	Two tied-4	Banchero-31	19,609
Mar 21	@Miami	W102-98	26-10	20-14	46-25	VanVleet-37	Sengun-10	Sengun-10	Wiggins-30	19,700
Mar 23	DENVER	L111-116	26-11	20-14	46-26	Ja. Green-30	Sengun-14	Sengun-10	Murray-39	18,055
Mar 25	ATLANTA	W121-114	27-11	20-14	47-26	Ja. Green-32	Eason-14	Sengun-5	Two tied-19	16,817
Mar 27	@Utah	W121-110	27-11	21-14	48-26	Sengun-33	Three tied-10	Two tied-6	Sexton-21	18,175
Mar 30	@Phoenix	W148-109	27-11	22-14	49-26	Ja. Green-33	Thompson-10	Thompson-9	Booker-28	17,071
Mar 31	@L.A. Lakers	L98-104	27-11	22-15	49-27	Thompson-20	Smith Jr.-11	VanVleet-9	Three tied-20	18,997
Apr 2	UTAH	W143-105	28-11	22-15	50-27	Ja. Green-22	Two tied-14	Sengun-9	Collier-27	18,055
Apr 5	OKLAHOMA CITY	W125-111	29-11	22-15	51-27	Ja. Green-34	Smith Jr.-17	Two tied-6	Ja. Williams-33	18,055
Apr 6	@Golden State	W106-96	29-11	23-15	52-27	Brooks-24	Sengun-14	Thompson-6	Hield-20	18,064
Apr 9	@L.A. Clipper	L117-134	29-11	23-16	52-28	Sheppard-20	Landale-9	Landale-5	Harden-35	19,272
Apr 11	@L.A. Lakers	L109-140	29-11	23-17	52-29	Whitmore-34	Whitmore-8	Two tied-5	Donic-39	18,997
Apr 13	DENVER	L111-126	29-12	23-17	52-30	Two tied-15	Eason-7	Sheppard-7	Porter Jr.-19	18,055

Season Highs

PLAYER	MIN	FGM	FTM	REBOUNDS				TOT	AST	ST	TO	BLK	PTS
				OFF	DEF	DEF	DEF						
STEVEN ADAMS	26 FEB. 3 at N.Y.	6 MAR. 23 vs Den.	6 JAN. 25 at Clew.	11 MAR. 10 vs Orf.	6 (5) APR. 6 at G.S.	17 MAR. 10 vs Orf.	6 MAR. 6 at N.O.	2 (3) APR. 4 vs OKC.	4 (2) MAR. 19 at Orf.	3 (2) MAR. 23 vs Den.	14 (2) MAR. 23 vs Den.		
DILLON BROOKS	41 OCT. 31 at Dall.	13 JAN. 27 at Bos.	13C DEC. 22 at Tor.	3 (5) MAR. 4 at Ind.	8T FEB. 25 vs Milw.	9 (2) FEB. 22 at Utah	5 (3) MAR. 17 vs Phil.	4 JAN. 13 vs Mem.	6 DEC. 22 at Tor.	2 (2) DEC. 8 at LA-C	36 JAN. 27 at Bos.		
NFALY DANTE	19C MAR. 3 at OKC.	4C(2) APR. 11 at LA-L	2C(2) APR. 9 at LA-C	4C MAR. 3 at OKC.	5C MAR. 3 at OKC.	9C MAR. 3 at OKC.	10C(2) APR. 11 at LA-L	1C APR. 11 at LA-L	1C(2) APR. 9 at LA-C	2C(2) APR. 9 at LA-C	10C MAR. 3 at OKC.		
TARI EASON	39C MAR. 17 vs Phil.	11C(3) MAR. 14 vs Dall.	6 (2) MAR. 14 vs Dall.	8 MAR. 4 at Ind.	11C NOV. 18 at Milw.	14T(3) MAR. 25 vs Atl.	4 (5) MAR. 19 at Orf.	6C NOV. 20 vs Ind.	5C MAR. 6 at N.O.	3T(4) FEB. 6 at Minn.	30C MAR. 14 vs Dall.		
JALEN GREEN	45 MAR. 17 vs Phil.	14 MAR. 25 vs Atl.	13 NOV. 27 at Phil.	4C MAR. 27 at Utah	12T OCT. 31 at Dall.	12 OCT. 31 at Dall.	13C MAR. 17 vs Phil.	4T DEC. 5 at G.S.	7T JAN. 28 at Atl.	2T(2) MAR. 14 vs Dall.	42T JAN. 13 vs Mem.		
JEFF GREEN	29 JAN. 3 vs Bos.	7 APR. 9 at LA-C	6 FEB. 9 vs Tor.	3 FEB. 26 vs S.A.	5 JAN. 3 vs Bos.	5 (2) FEB. 9 vs Tor.	5 (1) APR. 11 at LA-L	5 (6) APR. 9 at LA-C	1 (9) APR. 9 at LA-C	1 (4) MAR. 8 vs N.O.	19 APR. 9 at LA-C		
AARON HOLIDAY	37C FEB. 13 vs G.S.	10T FEB. 13 vs G.S.	4 (2) FEB. 21 vs Minn.	2 (5) FEB. 25 vs Milw.	6 FEB. 13 vs G.S.	8C FEB. 13 vs G.S.	4 (8) APR. 11 at LA-L	2 (3) JAN. 18 at Port.	5T MAR. 3 at OKC.	1 (11) APR. 11 at LA-L	25T FEB. 13 vs G.S.		
JOCK LANDALE	34 APR. 9 at LA-C	6 FEB. 13 vs G.S.	3 (4) FEB. 9 vs Tor.	4 (3) APR. 2 vs Utah	8T FEB. 9 vs Tor.	10 FEB. 9 vs Tor.	5T APR. 9 at LA-C	2T(2) APR. 11 at LA-L	3 DEC. 26 at N.O.	2 (2) NOV. 17 at Chi.	13 (2) FEB. 13 vs G.S.		
JACK MCVEIGH	12C APR. 11 at LA-L	2C MAR. 3 at OKC.	0 APR. 11 at LA-L	1C(2) APR. 11 at LA-L	2C NOV. 8 at OKC.	2C(2) NOV. 22 vs Port.	1C NOV. 22 vs Port.	0 NOV. 22 vs Port.	1C(2) APR. 11 at LA-L	1C(2) APR. 11 at LA-L	6C MAR. 3 at OKC.		
DAVID RODDY	32 OCT. 30 Atl.-Phil.-Hou.	5 (2) FEB. 24 vs Chi.	6C OCT. 30 at Wash.	3 JAN. 14 vs Phoe.	8T NOV. 1 vs Sac.	8 NOV. 1 vs Sac.	3 (5) JAN. 14 vs Phoe.	3T JAN. 15 at Chi.	4T OCT. 30 at Wash.	2T JAN. 14 vs Phoe.	17 OCT. 30 at Wash.		
DAVID RODDY	24 APR. 11 Hou.	3 APR. 11 at LA-L	2 APR. 11 at LA-L	0 APR. 11 at LA-L	3 APR. 11 at LA-L	3 APR. 11 at LA-L	2 APR. 11 at LA-L	0 APR. 11 at LA-L	1 APR. 11 at LA-L	1 APR. 9 at LA-C	9 APR. 11 at LA-L		
ALPEREN SENGUN	42 NOV. 26 at Minn.	16 DEC. 27 vs Minn.	11 MAR. 27 at Utah	8T(2) MAR. 14 vs Dall.	13 (2) FEB. 4 at Bkn.	20 FEB. 4 at Bkn.	11 (2) NOV. 26 at Minn.	5T JAN. 1 vs Dall.	8C FEB. 21 vs Minn.	4 (2) NOV. 13 vs LA-C	38 DEC. 27 vs Minn.		
REED SHEPPARD	41C APR. 11 at LA-L	10C MAR. 3 at OKC.	3C FEB. 4 at Bkn.	3C NOV. 10 at Det.	5C(2) APR. 9 at LA-C	7C FEB. 4 at Bkn.	7C APR. 13 vs Den.	3C NOV. 22 vs Port.	4C APR. 9 at LA-C	3C NOV. 17 at Chi.	25C MAR. 3 at OKC.		
JABARI SMITH	43 DEC. 27 vs Minn.	11T(2) MAR. 17 vs Phil.	6 (3) DEC. 22 at Tor.	6T(2) FEB. 25 vs Milw.	15C APR. 4 vs OKC.	17 APR. 4 vs OKC.	5 DEC. 19 vs N.O.	2 (6) MAR. 25 vs Atl.	5T FEB. 21 vs Minn.	4T DEC. 22 at Tor.	30 MAR. 17 vs Phil.		
JAE'SEAN TATE	27 FEB. 13 vs G.S.	6 JAN. 28 at Atl.	4 (2) JAN. 28 at Atl.	4 MAR. 17 vs Phil.	4 (4) MAR. 14 vs Dall.	7 MAR. 17 vs Phil.	6 FEB. 3 at N.Y.	4T JAN. 28 at Atl.	3 NOV. 22 vs Port.	2 MAR. 15 vs Chi.	16 JAN. 28 at Atl.		
AMEN THOMPSON	42C JAN. 27 at Bos.	13C JAN. 27 at Bos.	7C(4) FEB. 3 at N.Y.	9C JAN. 22 vs Clew.	11T JAN. 7 at Wash.	16C(2) JAN. 22 vs Clew.	11C(3) MAR. 8 vs N.O.	7C MAR. 21 at Miami	8C OCT. 25 vs Mem.	5T(2) JAN. 13 vs Mem.	33C JAN. 27 at Bos.		
FRED VANVLEET	45 NOV. 26 at Minn.	13 MAR. 21 at Miami	13T DEC. 1 vs OKC.	4T DEC. 26 at N.O.	8 NOV. 26 at Minn.	9 DEC. 14 at OKC.	12 JAN. 7 at Wash.	6 (2) JAN. 20 vs Det.	6 JAN. 22 vs Clew.	2 (6) MAR. 17 vs Phil.	38 DEC. 1 vs OKC.		
CAM WHITMORE	40C MAR. 3 at OKC.	13C APR. 11 at LA-L	5 (2) FEB. 8 at Dall.	5C JAN. 18 at Port.	7 (3) APR. 11 at LA-L	11T MAR. 3 at OKC.	3 (5) APR. 2 vs Utah	3T(2) FEB. 9 vs Tor.	5C FEB. 1 vs Bkn.	3C MAR. 3 at OKC.	34C APR. 11 at LA-L		
NATE WILLIAMS	26 APR. 11 at LA-L	5 (2) APR. 11 at LA-L	2T MAR. 3 at OKC.	3 APR. 13 vs Den.	2T OCT. 25 vs Mem.	4 APR. 13 vs Den.	3 FEB. 13 vs G.S.	2 APR. 9 at LA-C	4C APR. 11 at LA-L	2T FEB. 13 vs G.S.	12 APR. 11 at LA-L		
ROCKETS High Games	265 (4) MAR. 17 vs Phil.	56 (2) APR. 2 vs Utah	32 (2) JAN. 25 at Clew.	24 MAR. 4 at Ind.	52 NOV. 17 at Chi.	67 MAR. 14 vs Dall.	37 MAR. 30 at Phoe.	18 JAN. 20 vs Det.	23 JAN. 13 vs Mem.	14 NOV. 27 at Phil.	148 MAR. 30 at Phoe.		
ROCKETS Low Games	240 APR. 13 vs Den.	31 FEB. 9 vs Tor.	6 APR. 6 at G.S.	4 JAN. 1 vs Dall.	23 JAN. 3 vs Bos.	34 OCT. 26 at S.A.	9 JAN. 3 vs Bos.	2 FEB. 8 at Dall.	6 (2) MAR. 23 vs Den.	0 JAN. 3 vs Bos.	86 JAN. 3 vs Bos.		
OPPONENTS High Games	265 (4) MAR. 17 vs Phil.	53 APR. 11 at LA-L	32 NOV. 2 vs G.S.	20 JAN. 22 vs Clew.	43 DEC. 5 at G.S.	58 FEB. 22 at Utah	34 MAR. 4 at Ind.	17 JAN. 13 vs Mem.	23 (2) JAN. 20 vs Det.	18T FEB. 8 at Dall.	140 APR. 11 at LA-L		
OPPONENTS Low Games	240 APR. 13 vs Den.	28 MAR. 10 vs Orf.	4 DEC. 1 vs G.S.	3 (2) MAR. 27 at Utah	23 JAN. 13 vs Mem.	31 JAN. 13 vs Mem.	12 NOV. 15 vs LA-C	4 (7) MAR. 14 vs Dall.	6 FEB. 8 at Dall.	1 (2) APR. 11 at LA-L	84 MAR. 10 vs Orf.		

Season Breakdown

INCLUDES GAMES OF SUNDAY, APRIL 13, 2025
HOUSTON ROCKETS / MISCELLANEOUS STATISTICS

	RECORD	HOME	ROAD	OT	
OVERALL	52-30	29-12	23-17	3-1	Head Coach: Ime Udoka
Atlantic	6-4	3-2	3-2	2-0	Overall: 3 Years 144 Won 102 Lost .585 Pct.
Central	7-3	4-1	3-2	0-0	With HOU: 2 Years 93 Won 71 Lost .567 Pct.
Southeast	8-2	3-2	5-0	0-0	
EASTERN	21-9	10-5	11-4	2-0	
Southwest	13-3	8-0	5-3	0-0	
Northwest	9-9	5-4	4-4	1-0	
Pacific	9-9	6-3	3-6	0-1	
WESTERN	31-21	19-7	12-13	1-1	

TEAM WINNING & LOSING STREAKS:

OVERALL	HOME	ROAD
Loss- 3	Loss- 1	Loss- 2
Long:Win - 9	Win - 7	Win - 6
Loss- 6	Loss- 2	Loss- 8
Last:Win -04/06 @ GS 106-96	Win -04/04 vs OKC 125-111	Win -04/06 @ GS 106-96
Loss-04/13 vs DEN 111-126	Loss-04/13 vs DEN 111-126	Loss-04/11 @ LAL 109-140

	WON	LOST	OFFENSE	VsOPP	HOME ATTENDANCE
Oct.	3	2	100+	49-21	41 Games
Nov.	11	4	100<	3- 9	.500+ 23-19 716,853 Total
Dec.	7	5		Defense	.500< 29-11 17,484 Average
Jan.	11	4	100+	38-28	18,055 High
Feb.	5	7	100<	14- 2	27 Sellouts
Mar.	12	5			
Apr.	3	3			

After 82 games last season: W 41 L 41

MARGINS	1	2	3	4	5	6	7	8	9	10	11	12	13	14	15	16	17	18	19	20	21	22	23
Won By:	2	3	3	6	1	3	5	3		1	3	3	2	1	1		2			3	1	1	1
Lost By:	3	1	1	1	3	5	1		3	1	2	1	2		2		1		1				1
Won By:	24	25	26	27	28	29	30	31	32	33	34	35	36	37	38	39	40	41	42	43	44	45	46+
Lost By:					1	1	1		1				1	1	1	1							

At Start Of:	OVERALL	HOME	ROAD	FG%	OVERALL	HOME	ROAD
2nd- Ahead:	38-11	21-1	17-9	-44%	16-22	8-10	8-12
- Behind:	12-16	6-10	6-6	45-49%	23-6	14-2	9-4
- Tied:	2-3	2-1	0-2	50-54%	8-2	4-0	4-2
3rd- Ahead:	40-8	22-1	18-6	55-59%	5-0	3-0	2-0
- Behind:	12-19	7-9	5-10	+60%	0-0	0-0	0-0
- Tied:	0-3	0-2	0-1				
4th- Ahead:	43-7	22-3	21-4				
- Behind:	7-23	5-9	2-13				
- Tied:	2-0	2-0	0-0				

Game-by-Game Statistics

DATE	GAME	FG-A	PCT	3FG-A	PCT	FT-A	PCT	OR-DR-REB	AST	PF	ST	TO	BS	PTS
10/23	@ HOUSTON	38-103	.369	13-43	.302	16-20	.800	16-27-43	19	18	8	8	4	105
18,055	Charlotte	38-85	.447	15-39	.385	19-24	.792	15-41-56	20	21	6	17	10	110
10/25	@ HOUSTON	43-98	.439	17-43	.395	25-36	.694	23-41-64	20	32	10	19	4	128
18,055	Memphis	38-91	.418	10-28	.357	22-36	.611	14-29-43	24	25	8	19	8	108
10/26	HOUSTON	38-92	.413	13-41	.317	17-21	.810	8-26-34	21	24	10	11	3	106
18,715	@ San Antonio	39-79	.494	8-20	.400	23-28	.821	10-39-49	23	18	6	17	7	109
10/28	HOUSTON	35-85	.412	15-37	.405	21-24	.875	13-30-43	20	23	6	12	2	106
17,519	@ San Antonio	37-87	.425	10-33	.303	17-21	.810	17-32-49	22	21	6	17	6	101
10/31	HOUSTON	40-97	.412	8-34	.235	20-27	.741	18-32-50	21	20	4	10	4	108
20,011	@ Dallas	39-85	.459	10-30	.333	14-20	.700	10-27-37	21	27	6	10	7	102
11/2	@ HOUSTON	44-107	.411	15-45	.333	18-24	.750	18-31-49	27	32	10	11	6	121
18,055	Golden State	40-78	.513	15-32	.469	32-50	.640	9-38-47	26	22	5	14	4	127
11/4	@ HOUSTON	43-88	.489	8-33	.242	15-18	.833	11-39-50	21	20	4	11	6	109
16,417	New York	34-88	.386	11-28	.393	18-21	.857	13-26-39	20	18	6	10	4	97
11/6	@ HOUSTON	54-96	.562	10-27	.370	9-15	.600	11-34-45	28	13	10	12	5	127
16,208	San Antonio	37-83	.446	14-36	.389	12-16	.750	8-33-41	20	13	6	20	6	100
11/8	HOUSTON	39-90	.433	11-30	.367	18-26	.692	14-34-48	19	18	7	17	3	107
18,203	@ Oklahoma City	46-90	.511	14-37	.378	20-23	.870	7-34-41	24	23	9	11	8	126
11/10	HOUSTON	38-93	.409	7-37	.206	18-24	.750	17-36-53	19	21	10	12	5	101
18,744	@ Detroit	36-84	.429	11-34	.324	16-23	.696	11-35-46	21	21	6	18	6	99
11/11	@ HOUSTON	40-87	.460	5-23	.217	22-25	.880	17-41-58	13	17	12	21	10	107
15,998	Washington	36-88	.409	11-31	.355	9-13	.692	8-26-34	21	17	14	19	5	92
11/13	@ HOUSTON	42-97	.433	15-40	.375	12-17	.706	18-41-59	28	17	8	14	11	111
16,493	L.A. Clippers	38-96	.396	14-38	.368	13-16	.812	10-32-42	27	16	10	12	3	103
11/15	@ HOUSTON	46-95	.484	19-44	.432	14-18	.778	9-39-48	31	25	11	12	3	125
18,055	L.A. Clippers	34-90	.378	10-40	.250	26-33	.788	13-38-51	12	15	6	15	6	104
11/17	HOUSTON	55-105	.524	10-34	.294	23-32	.719	14-52-66	34	18	8	11	9	143
20,667	@ Chicago	36-107	.336	14-56	.250	21-22	.955	13-34-47	26	21	8	15	7	107
11/18	HOUSTON	40-100	.400	9-32	.281	11-13	.846	16-37-53	19	15	9	13	6	100
17,341	@ Milwaukee	38-83	.458	13-33	.394	12-19	.632	4-39-43	21	18	8	16	1	101
11/20	@ HOUSTON	47-102	.461	12-36	.333	24-33	.727	13-34-47	25	21	16	14	2	130
16,087	Indiana	44-83	.530	5-22	.227	20-25	.800	3-33-36	19	24	7	23	9	113
11/22	@ HOUSTON	42-93	.452	15-39	.385	17-25	.680	13-38-51	27	20	14	17	5	116
15,546	Portland	30-91	.330	11-43	.256	17-22	.773	13-32-45	17	20	9	21	8	88
11/23	@ HOUSTON	32-90	.356	8-32	.250	26-33	.788	14-29-43	17	19	8	10	5	98
16,102	Portland	34-90	.378	18-44	.409	18-23	.783	16-37-53	16	26	5	18	12	104
11/26	HOUSTON	45-99	.455	15-37	.405	12-13	.923	7-37-44	31	20	12	12	9	117
18,978	@ Minnesota	42-98	.429	9-38	.237	18-20	.900	14-38-52	21	18	6	17	4	111
11/27	HOUSTON	40-88	.455	10-31	.323	32-38	.842	14-37-51	23	19	10	21	14	122
19,765	@ Philadelphia	43-96	.446	12-33	.364	17-23	.739	10-32-42	19	26	12	16	7	115
12/1	@ HOUSTON	38-92	.413	13-37	.351	30-39	.769	15-36-51	20	21	3	10	6	119
18,055	Oklahoma City	42-94	.447	13-39	.333	19-25	.760	11-35-46	30	26	5	7	4	116
12/3	HOUSTON	41-93	.441	14-39	.359	15-21	.714	18-35-53	14	23	6	16	1	111
15,019	@ Sacramento	47-91	.516	14-30	.467	12-20	.600	10-24-34	33	20	7	10	8	120
12/5	HOUSTON	35-93	.376	10-38	.263	13-17	.765	11-34-45	20	20	9	8	9	93
18,064	@ Golden State	36-86	.419	9-28	.321	18-27	.667	11-43-54	19	16	5	10	3	99
12/8	HOUSTON	40-82	.488	15-41	.366	22-26	.846	12-38-50	23	16	4	15	4	117
14,782	@ L.A. Clippers	41-92	.446	11-34	.324	13-16	.812	7-26-33	21	24	11	8	3	106
12/11	@ HOUSTON	38-83	.458	6-27	.222	9-10	.900	7-29-36	23	14	10	17	5	91
18,055	Golden State	37-84	.440	12-38	.316	4-9	.444	11-28-39	22	11	13	22	8	90
12/14	HOUSTON	35-96	.365	11-46	.239	15-25	.600	19-30-49	17	25	7	16	3	96
17,937	Oklahoma City	36-80	.450	11-30	.367	28-32	.875	4-39-43	19	24	12	12	4	111
12/19	@ HOUSTON	50-87	.575	17-39	.436	16-19	.852	6-36-42	34	20	7	12	6	133
18,055	New Orleans	41-92	.446	13-28	.464	18-25	.720	11-26-37	25	22	6	12	2	113
12/22	HOUSTON	40-89	.449	7-28	.250	27-33	.818	18-35-53	18	14	12	21	6	114
19,305	@ Toronto	42-92	.457	17-43	.395	9-13	.695	11-31-42	33	25	10	21	3	110
12/23	HOUSTON	43-99	.434	13-42	.310	15-19	.789	21-39-60	23	16	4	12	8	114
19,134	@ Charlotte	37-89	.416	10-36	.278	17-24	.708	11-33-44	25	15	8	11	6	101
12/26	HOUSTON	46-97	.474	18-47	.383	18-23	.783	18-36-54	19	14	7	16	9	128
16,052	@ New Orleans	43-99	.434	12-37	.324	13-18	.722	17-27-44	29	16	12	16	2	111
12/27	@ HOUSTON	45-92	.489	10-30	.333	12-19	.632	16-31-47	19	16	7	14	3	112
18,055	Minnesota	42-83	.506	21-43	.486	8-16	.500	10-30-40	25	22	8	16	6	113
12/29	@ HOUSTON	38-97	.392	13-40	.325	11-13	.846	19-33-52	24	21	5	13	4	100
18,055	Miami	37-84	.440	10-33	.303	20-28	.714	15-37-52	21	14	6	15	3	104
1/1	@ HOUSTON	42-89	.472	8-25	.320	18-23	.783	4-31-35	16	18	17	14	1	110
18,055	Dallas	40-75	.533	11-28	.393	8-16	.500	6-32-38	19	20	9	20	12	99
1/3	@ HOUSTON	32-88	.364	10-36	.364	12-12	100	14-23-37	9	21	6	14	4	86
18,055	Boston	39-77	.506	19-39	.487	12-18	.667	12-29-41	20	13	6	14	8	109
1/5	@ HOUSTON	47-99	.475	14-40	.350	11-19	.579	18-31-49	19	22	3	6	4	119
18,055	L.A. Lakers	38-78	.487	16-36	.444	23-28	.821	10-29-39	26	21	4	10	5	115
1/7	HOUSTON	50-97	.515	15-38	.395	20-23	.870	19-30-49	31	17	15	10	2	135
129,30	@ Washington	41-89	.461	15-40	.375	15-20	.750	16-27-43	21	19	6	18	4	112
1/9	HOUSTON	41-96	.427	13-34	.382	24-41	.585	16-28-44	21	23	13	12	3	119
16,298	@ Memphis	42-82	.500	10-31	.312	21-30	.700	10-33-43	20	28	9	20	8	115
1/13	@ HOUSTON	41-81	.506	16-31	.516	22-31	.710	15-25-40	18	16	13	23	8	120
18,055	Memphis	45-84	.536	14-32	.438	14-21	.667	8-23-31	15	25	17	18	2	118
1/15	HOUSTON	49-94	.521	17-38	.447	13-17	.765	14-26-40	28	19	14	11	6	128
19,837	@ Denver	40-75	.533	14-29	.483	14-21	.667	9-27-36	22	16	4	20	7	108
1/16	HOUSTON	49-93	.527	12-33	.364	17-24	.708	12-34-46	24	18	10	14	6	127
18,227	@ Sacramento	49-98	.500	14-33	.424	20-22	.909	12-32-44	32	15	5	12	3	132
1/18	HOUSTON	48-108	.444	14-31	.452	15-22	.682	23-38-61	25	18	13	14	4	125
17,077	@ Portland	39-86	.453	12-36	.333	13-18	.722	8-32-40	28	24	6	19	10	103

Game-by-Game Statistics

DATE	GAME	FG-A	PCT	3FG-A	PCT	FT-A	PCT	OR-DR-REB	AST	PF	ST	TO	BS	PTS
1/20	@ HOUSTON	37-94	.394	11-39	.282	11-16	.688	15-24-39	19	17	18	17	1	96
18.055	Detroit	42-88	.477	10-27	.370	13-15	.867	13-39-52	21	11	12	23	5	107
1/22	@ HOUSTON	40-91	.440	15-34	.441	14-20	.700	20-33-53	25	20	8	22	5	109
16.719	Cleveland	41-97	.423	13-41	.317	13-19	.684	20-25-45	25	18	12	13	5	108
1/25	HOUSTON	45-82	.549	13-28	.464	32-45	.711	14-31-45	26	23	5	11	4	135
19.432	@ Cleveland	47-91	.516	17-39	.436	20-26	.769	10-30-40	28	30	4	11	5	131
1/27	HOUSTON	41-92	.446	17-41	.415	15-21	.714	12-27-39	29	22	7	8	1	114
19.156	@ Boston	39-80	.488	15-39	.385	19-20	.950	7-34-41	21	20	4	15	4	112
1/28	HOUSTON	37-79	.468	7-30	.233	19-20	.950	6-38-44	19	20	12	21	4	100
15.553	@ Atlanta	36-89	.404	11-47	.234	13-16	.812	9-31-40	19	18	11	18	5	96
1/30	HOUSTON	42-97	.433	13-32	.406	22-28	.786	19-26-45	22	20	6	12	5	119
16.257	@ Memphis	48-93	.516	9-28	.321	15-20	.750	9-28-37	23	25	7	11	6	120
2/1	@ HOUSTON	38-95	.400	12-39	.308	10-15	.667	14-30-44	18	20	6	11	6	98
18.055	Brooklyn	43-87	.494	10-37	.370	14-21	.667	13-33-46	24	16	5	11	9	110
2/3	HOUSTON	48-104	.462	8-28	.286	14-15	.933	20-30-50	27	26	8	17	6	118
19.812	@ New York	47-93	.505	6-26	.231	24-30	.800	12-38-40	24	15	9	14	5	124
2/5	HOUSTON	34-83	.410	11-32	.344	18-27	.667	16-29-45	23	18	6	18	6	97
16.564	@ Brooklyn	38-82	.463	10-27	.370	13-17	.765	10-29-39	26	25	10	14	9	99
2/6	HOUSTON	41-84	.488	12-31	.387	20-28	.714	12-27-39	26	18	10	12	7	114
18.978	@ Minnesota	45-94	.479	16-39	.410	21-24	.875	18-29-47	23	21	5	13	6	127
2/8	HOUSTON	40-100	.400	8-28	.286	17-22	.773	19-29-48	21	22	2	9	5	105
20.303	@ Dallas	39-83	.470	12-23	.522	26-34	.765	12-31-43	22	18	4	6	18	116
2/9	@ HOUSTON	31-86	.360	10-38	.263	22-28	.786	10-48-58	17	19	8	15	3	94
16.829	Toronto	33-90	.367	8-42	.190	13-17	.765	7-41-48	19	21	5	10	6	87
2/12	@ HOUSTON	46-97	.474	13-42	.310	14-24	.583	17-30-47	32	15	10	11	4	119
16.227	Phoenix	46-89	.517	10-26	.385	9-11	.818	11-32-43	25	19	7	18	5	111
2/13	@ HOUSTON	38-93	.409	12-36	.333	10-18	.556	15-37-52	24	20	7	20	5	98
18.055	Golden State	35-89	.393	11-41	.268	24-27	.889	9-33-42	26	18	13	11	6	105
2/21	@ HOUSTON	42-84	.500	13-26	.500	24-32	.750	9-39-48	18	25	5	20	6	121
18.055	Minnesota	41-92	.446	11-38	.289	22-26	.846	7-28-35	22	22	10	9	6	115
2/22	HOUSTON	44-100	.440	17-43	.395	10-18	.556	8-33-41	33	17	3	7	2	115
18.175	@ Utah	49-98	.500	13-40	.325	13-27	.481	16-42-58	28	18	4	8	3	124
2/25	@ HOUSTON	37-91	.407	12-35	.343	14-18	.778	16-37-53	18	17	6	17	9	100
18.055	Milwaukee	34-85	.400	12-37	.324	17-23	.739	4-33-37	19	13	11	15	5	97
2/26	@ HOUSTON	48-102	.471	11-38	.289	11-14	.786	20-40-60	22	14	4	16	5	118
18.055	San Antonio	42-100	.420	7-39	.179	15-21	.714	12-29-41	28	14	10	8	5	106
3/1	@ HOUSTON	37-86	.430	13-35	.371	16-23	.696	13-30-43	18	16	7	16	2	103
18.055	Sacramento	44-87	.506	9-28	.321	16-21	.762	13-33-46	21	17	13	14	5	113
3/3	HOUSTON	49-101	.485	16-35	.457	14-17	.824	15-34-49	20	21	8	16	7	128
17.714	@ Oklahoma City	48-97	.495	17-37	.459	24-27	.889	14-35-49	31	18	11	13	6	137
3/4	HOUSTON	40-98	.408	9-30	.300	13-26	.500	24-34-58	22	14	6	14	0	102
15.513	@ Indiana	44-86	.512	17-42	.405	10-10	1.000	5-30-35	34	19	9	13	6	115
3/6	HOUSTON	46-81	.568	9-29	.310	8-18	.444	9-32-41	33	24	10	19	6	109
17.636	@ New Orleans	31-83	.373	9-27	.333	26-33	.788	15-26-41	17	19	9	15	7	97
3/8	@ HOUSTON	55-99	.556	17-40	.425	19-21	.905	15-33-48	32	13	9	11	7	146
18.055	New Orleans	48-99	.485	12-33	.364	9-16	.562	18-26-44	29	17	7	14	4	117
3/10	@ HOUSTON	35-89	.393	16-43	.372	11-18	.611	20-43-63	20	18	4	20	4	97
16.665	Orlando	28-86	.326	8-32	.250	20-24	.833	13-29-42	15	19	10	9	5	84
3/12	@ HOUSTON	40-88	.455	12-38	.316	19-25	.760	11-27-38	25	19	11	9	3	111
18.055	Phoenix	39-73	.534	10-28	.357	16-20	.800	5-32-37	22	18	7	17	8	104
3/14	@ HOUSTON	54-105	.514	15-31	.484	10-12	.833	17-50-67	27	13	5	11	6	133
16.612	Dallas	39-94	.415	8-22	.364	10-12	.833	6-28-34	14	11	4	8	6	96
3/15	@ HOUSTON	44-98	.449	14-44	.318	15-26	.577	16-38-54	24	18	4	14	6	117
18.055	Chicago	43-93	.462	14-38	.368	14-16	.875	5-31-36	24	23	6	11	5	114
3/17	@ HOUSTON	51-107	.477	22-53	.415	20-24	.833	23-35-58	35	27	8	15	5	144
16.648	Philadelphia	48-95	.505	24-49	.490	17-25	.680	8-27-35	21	20	8	16	4	137
3/19	HOUSTON	38-81	.469	11-35	.314	29-32	.906	12-24-46	18	18	10	16	5	116
19.609	@ Orlando	41-92	.446	9-35	.257	17-20	.850	14-27-41	23	20	7	12	4	108
3/21	HOUSTON	39-83	.470	14-28	.500	10-21	.476	14-31-45	14	14	17	17	4	102
19.700	@ Miami	38-73	.521	10-24	.417	12-14	.857	5-29-34	25	16	8	21	5	98
3/23	@ HOUSTON	39-89	.438	11-34	.324	22-34	.647	16-29-45	25	20	4	6	7	111
18.055	Denver	44-87	.506	10-21	.476	18-26	.692	10-33-43	28	23	5	9	4	116
3/25	@ HOUSTON	42-93	.452	11-39	.282	26-29	.897	14-37-51	17	12	8	16	2	121
16.817	Atlanta	43-103	.417	15-49	.306	13-15	.867	18-24-42	32	26	8	14	1	114
3/27	HOUSTON	47-102	.461	12-37	.324	15-19	.789	18-33-51	26	14	7	9	5	121
18.175	@ Utah	43-79	.544	11-23	.478	13-17	.765	3-30-33	29	20	5	16	5	110
3/30	HOUSTON	56-98	.571	18-31	.581	18-25	.720	13-32-45	37	15	14	10	5	148
17.071	@ Phoenix	42-88	.477	10-32	.312	15-17	.882	11-29-40	25	21	8	19	5	109
3/31	@ HOUSTON	37-89	.416	10-31	.312	14-17	.824	10-41-51	26	20	7	15	5	98
18.997	@ L.A. Lakers	35-89	.393	16-46	.348	18-20	.900	10-35-45	22	15	11	11	6	104
4/2	@ HOUSTON	56-104	.538	19-45	.422	12-19	.632	18-45-63	30	18	4	10	6	143
18.055	Utah	40-94	.426	10-40	.250	15-23	.652	10-29-39	25	14	7	10	6	105
4/4	@ HOUSTON	45-92	.489	13-29	.448	22-26	.846	14-34-48	24	16	10	15	5	125
18.055	Oklahoma City	43-89	.483	13-35	.371	12-15	.800	7-26-33	24	20	7	15	6	111
4/6	HOUSTON	45-93	.484	10-30	.333	6-16	.375	15-33-48	26	15	11	15	7	106
18.064	@ Golden State	37-89	.416	16-43	.372	6-11	.545	15-31-46	28	14	11	20	2	96
4/9	HOUSTON	48-88	.511	20-40	.500	7-10	.700	7-29-36	24	14	7	14	4	117
17.927	L.A. Clippers	48-90	.533	19-37	.514	19-19	1.000	11-32-43	33	11	10	12	3	134
4/11	HOUSTON	41-90	.456	18-51	.353	9-12	.750	7-30-37	22	17	8	19	5	109
18.997	@ L.A. Lakers	53-87	.609	19-37	.514	15-25	.600	4-38-42	28	15	11	13	1	140
4/13	@ HOUSTON	45-100	.450	12-34	.353	9-14	.643	16-29-45	32	24	5	10	4	111
18.055	Denver	45-88	.511	10-29	.345	26-31	.839	11-36-47	28	13	7	9	6	126

Season In Review

Superlatives

	ROCKETS	OPPONENTS
Points	42 Jalen Green vs. Mem 1/13/25	51 Shai Gilgeous-Alexander at OKC 3/3/25
Points in a Quarter	22 Jalen Green (3rd) at Was 1/7/25 Jalen Green (3rd) vs. NO 12/19/24	20 Shai Gilgeous-Alexander (1st) at OKC 3/3/25
Points in a Half	26 Jalen Green (2nd) vs. NO 12/19/24	29 Jalen Brunson (2nd) at NY 2/3/25
Points in Overtime	11 Alperen Sengun at Phi 1/27/24	6 Jonathan Kuminga vs. GS 1/12/24
Field Goals	16 Alperen Sengun vs. Min 12/27/24	18 Shai Gilgeous-Alexander at OKC 3/3/25
Field Goal Attempts	26 Jalen Green vs. Phi 3/17/25	34 Tyrese Maxey at Phi 1/12/24
Field Goal % (Min. 5 FGA)	1,000 Jae'Sean Tate (6-6) at ATL 1/28/25	1,000 Brice Sensabaugh (6-6) at Uta 3/27/25
3-PT Field Goals	10 Dillon Brooks at Bos 1/27/25	8 Quentin Grimes vs. Phi 3/17/25
3-PT FG Attempts	17 Jalen Green vs. Phi 3/17/25	14 Quentin Grimes vs. Phi 3/17/25
3-PT FG % (Min. 3 3FGA)	.833 Jalen Green (5-6) vs. Mem 1/13/25	1,000 Brice Sensabaugh (5-5) at Uta 3/27/25
Free Throws	13 Dillon Brooks at Tor 12/22/24 Fred VanVleet vs. OKC 12/1/24 Jalen Green at Phi 11/27/24	14 Anthony Edwards at Min 2/6/25 Shai Gilgeous-Alexander vs. OKC 12/14/24
FT Attempts	17 Alperen Sengun vs. Sac 3/1/25	15 Anthony Edwards at Min 2/6/25
FT % (Min 5 FTA)	1,000 Jalen Green (11-11) vs. Mem 1/13/25	1,000 James Harden (10-10) at LAC 4/9/25 Shai Gilgeous-Alexander (10-10) at OKC 3/3/25 Anthony Edwards (10-10) at Min 11/26/24 LaMelo Ball (10-10) vs. Cha 10/23/24
Offensive Rebounds	11 Steven Adams vs. Ori 3/10/25	9 Donovan Clingan at Hou 11/23/24
Defensive Rebounds	15 Jabari Smith Jr. vs. OKC 4/4/25	15 Victor Wembanyama at SA 10/28/24
Total Rebounds	20 Alperen Sengun at Bkn 2/4/25	20 Victor Wembanyama at SA 10/28/24
Assists	13 Jalen Green vs. Phi 3/17/25	15 Tyrese Haliburton at Ind 3/4/25
Steals	7 Amen Thompson at Mia 3/21/25	5 Keon Ellis vs. Sac 3/1/25 Shai Gilgeous-Alexander vs. OKC 12/14/24 Kris Dunn at LAC 12/8/24 Tyrese Maxey at Phi 1/12/24
Blocks	5 Amen Thompson vs. Mem 1/13/25 Amen Thompson at NO 12/26/24	6 Daniel Gafford at Dal 2/8/25
Turnovers	8 Alperen Sengun vs. Min 2/21/25 Amen Thompson vs. Mem 10/25/24	10 Jaren Jackson Jr. at Mem 1/9/25 Cade Cunningham vs. Det 1/20/25
Minutes	42:32 Jabari Smith Jr. vs. Min 12/27/24	42:50 Kyrie Irving at Dal 10/31/24
Minutes (OT+)	45:17 Jalen Green vs. Phi 3/17/25	45:20 Kelly Oubre Jr. at Phi 1/12/24

ROCKETS HIGH	ROCKETS LOW	CATEGORY	OPPONENT HIGH	OPPONENT LOW
148 at Pho 3/30/25	86 vs. Bos 1/3/25	Points	137 (2) vs. Phi 3/17/25	84 vs. Ori 3/10/25
18 vs. Min 2/21/25	18 (2) at GS 4/6/25	Points/1st Qtr.	44 vs. Phi 3/17/25	15 at SA 10/28/24
16 at Pho 3/30/25	10 at SA 10/26/24	Points/2nd Qtr.	44 at OKC 11/8/24	17 vs. Det 1/20/25
78 at Pho 3/30/25	37 vs. Tor 2/9/25	Points/1st Half	78 (2) at LAL 4/11/25	37 vs. GS 12/11/24
15 vs. Phi 3/17/25	16 vs. Bos 1/3/25	Points/3rd Qtr.	42 at Sac 12/3/24	15 at N.O. 3/6/25
12 at Sac 1/16/25	14 vs. Bos 1/3/25	Points/4th Qtr.	47 at Cle 1/25/25	12 vs. Mil 2/25/25
78 at Was 1/7/25	30 vs. Bos 1/3/25	Points/2nd Half	77 at Cle 1/25/25	38 (2) vs. Ori 3/10/25
15 at Min 11/26/24	2 vs. GS 11/2/24	Points/Overtime	9 at Min 11/26/24	7 at Phi 1/12/24
36 (2) vs. Uta 4/2/25	31 vs. Tor 2/9/25	Field Goals	49 (2) at Uta 2/22/25	28 vs. Ori 3/10/25
20 at LAC 4/9/25	81 (3) at Ori 3/19/25	Field Goal Attempts	107 at Chi 11/17/24	73 vs. Pho 3/12/25
53 vs. Phi 3/17/25	356 vs. Por 11/23/24	Field Goal Percentage	544 at Uta 3/27/25	326 vs. Ori 3/10/25
581 at Pho 3/30/25	5 vs. Was 11/11/24	3-PT Field Goals	24 vs. Phi 3/17/25	5 vs. Ind 11/20/24
32 (2) at Cle 1/25/25	23 vs. Was 11/12/24	3-PT FG Attempts	56 at Chi 11/17/24	20 at SA 10/26/24
15 at Cle 1/25/25	206 at Det 11/10/24	3-PT FG Percentage	514 at LAL 4/11/25	179 vs. SA 2/26/25
1,000 vs. Bos 1/3/25	6 at GS 4/6/25	Free Throws	32 vs. GS 11/2/24	4 vs. GS 12/11/24
24 at Ind 3/5/25	10 vs. GS 12/11/24	Free Throw Attempts	50 vs. GS 11/2/24	9 vs. GS 12/11/24
32 at Chi 11/17/24	375 at GS 4/6/25	Free Throw Percentage	1,000 (2) at LAC 4/9/25	444 vs. GS 12/11/24
37 vs. Dal 3/15/25	4 vs. Dal 1/1/25	Offensive Rebounds	20 vs. Cle 1/25/25	3 (2) at Uta 3/27/25
37 at Pho 3/30/25	23 vs. Bos 1/3/25	Defensive Rebounds	43 at GS 12/5/24	23 vs. Mem 1/13/25
32 (2) vs. GS 11/2/24	34 at SA 10/26/24	Total Rebounds	58 at Uta 2/22/25	31 vs. Mem 1/13/25
18 vs. Det 1/20/25	9 vs. Bos 1/3/25	Assists	34 at Ind 3/5/25	12 vs. LAC 11/15/24
33 vs. Mem 1/13/25	12 vs. Atl 3/25/25	Fouls	30 at Cle 1/25/25	11 (4) at LAC 4/9/25
14 at Phi 11/27/24	2 at Dal 2/8/25	Steals	17 vs. Mem 1/13/25	4 (7) vs. Dal 3/14/25
	6 (2) vs. Den 3/23/25	Turnovers	23 (2) vs. Det 1/20/25	6 at Dal 2/8/25
	0 at Ind 3/5/25	Blocks	16 at Dal 2/8/25	1 vs. Atl 3/25/25

Miscellaneous Statistics

Rockets Record When . . .

	Overall	Home	Road	Neutral
Outrebounding opp.	45-19	26-7	19-11	0-1
Outrebounded by opp.	6-9	3-4	3-5	0-0
Tied in rebounding	1-2	0-1	1-1	0-0
Shooting better than opp.	32-4	19-1	13-3	0-0
Shooting worse than opp.	20-26	10-11	10-14	0-1
Shooting same as opp.	0-0	0-0	0-0	0-0
More FTM than opp.	33-7	17-3	16-4	0-0
Fewer FTM than opp.	16-21	10-7	6-13	0-1
Same FTM as opp.	3-2	2-2	1-0	0-0
More 3FGM than opp.	30-14	17-7	13-7	0-0
Fewer 3FGM than opp.	16-13	8-4	8-9	0-0
Same 3FGM as opp.	6-3	4-1	2-1	0-1
More assists than opp.	26-9	16-4	10-5	0-0
Fewer assists than opp.	21-21	10-8	11-12	0-1
Same assists as opp.	5-0	3-0	2-0	0-0
More turnovers than opp.	22-17	14-3	8-13	0-1
Fewer turnovers than opp.	24-11	11-7	13-4	0-0
Same turnovers as opp.	6-2	4-2	2-0	0-0
Bench outscores opp. bench	18-12	12-4	6-7	0-1
Opp. bench outscores HOU's	32-17	16-7	16-10	0-0
Bench scoring equal	2-1	1-1	1-0	0-0
Scoring below 90 points	0-1	0-1	0-0	0-0
Scoring 90-99 points	3-8	3-4	0-3	0-1
Scoring 100-109 points	11-9	4-3	7-6	0-0
Scoring 110-119 points	16-9	9-3	7-6	0-0
Scoring 120-129 points	12-3	7-1	5-2	0-0
Scoring 130+ points	10-0	6-0	4-0	0-0
Opp. scoring below 90 points	4-0	3-0	1-0	0-0
Opp. scoring 90-99 points	10-2	6-0	4-2	0-0
Opp. scoring 100-109 points	17-8	8-5	9-3	0-0
Opp. scoring 110-119 points	19-8	11-5	8-2	0-1
Opp. scoring 120-129 points	0-8	0-2	0-6	0-0
Opp. scoring 130+ points	2-4	1-0	1-4	0-0

Number of Times Recording

	Points				Reb 10+	Ast 10+	Double-Doubles	Triple-Doubles	Stl 3+	Blk 3+
	10+	20+	30+	40+						
Adams	5				8		4			1
Brooks	54	13	1						2	
Dante	1									
Eason	37	7	1		7		7		14	4
Ja. Green	70	48	14	2	2	2	4		4	
Je. Green	5									
Holiday	13	2								
Landale	9				1		1			
McVeigh										
Roddy										
Sengun	72	36	7		47	4	46	4	9	5
Sheppard	5	1								
Smith Jr.	38	6	1		10		9			4
Tate	3								1	4
Thompson	51	13	1		24	4	21	3	14	10
VanVleet	39	14	2			3	3		11	
Whitmore	24	3	1		2		2		1	1
Williams	2									

Number of Times Leading Team In... (Including ties, except zeros)

	Pts	Reb	Ast	Stl	Blk	Min
Adams		3		6	8	
Brooks	8	2	1	10	6	6
Dante	5				2	
Eason	3	7	1	19	16	
Ja. Green	35	1	12	14	10	15
Je. Green			1	2	1	
Holiday	1			4	6	1
Landale		2	1	4	2	
McVeigh					1	
Roddy						
Sengun	18	47	33	14	22	3
Sheppard	1		3	8	5	2
Smith Jr.	4	11	1	5	17	7
Tate				6	4	
Thompson	4	19	17	23	34	19
VanVleet	9	1	34	22	7	29
Whitmore	2	3		9	6	1
Williams				1	2	

Starting Lineups

Forward	Forward	Center	Guard	Guard	Record	Dates
Brooks	Smith Jr.	Sengun	Ja. Green	VanVleet	19-10	10/23-11/10; 11/13-12/5; 12/11-12/22; 12/29-1/1; 3/15
Brooks	Smith Jr.	Sengun	Ja. Green	Thompson	3-2	11/11; 12/8; 2/22; 2/26; 3/4
Thompson	Smith Jr.	Sengun	Ja. Green	VanVleet	2-1	12/23-12/27
Brooks	Je. Green	Sengun	Ja. Green	VanVleet	0-1	1/3/25
Brooks	Thompson	Sengun	Ja. Green	VanVleet	13-5	1/5/25-1/15/25; 1/20/25-1/28/25; 3/1; 3/21-3/31; 4/6; 4/13
Brooks	Je. Green	Sengun	Ja. Green	Thompson	0-1	1/16/25
Brooks	Tate	Sengun	Ja. Green	VanVleet	1-0	1/18/25
Brooks	Thompson	Adams	Ja. Green	VanVleet	0-2	1/30/25-2/1/25
Brooks	Eason	Tate	Ja. Green	Thompson	0-1	2/3/25
Brooks	Thompson	Sengun	Ja. Green	Holiday	1-2	2/4/25; 2/9/25; 2/13/25
Brooks	Eason	Sengun	Ja. Green	Thompson	6-2	2/6/25-2/8/25; 2/12/25; 2/21/25; 2/25/25; 3/6-3/8; 4/3
Whitmore	Smith Jr.	Landale	Ja. Green	Sheppard	0-1	3/3/25
Eason	Smith Jr.	Sengun	Brooks	Ja. Green	1-0	3/10/25
Brooks	Eason	Sengun	Ja. Green	VanVleet	5-0	3/12/25-3/14/25; 3/17/25-3/19/25; 3/25/25
Thompson	Sengun	Adams	Ja. Green	VanVleet	1-0	4/4
Whitmore	Eason	Landale	Ja. Green	Sheppard	0-1	4/9/25
Whitmore	Je. Green	Landale	Ja. Green	Sheppard	0-1	4/11/25

Games Missed

Games Missed Due to Injury/Illness/Rest/Suspension (Does not count games missed by injuries/illness sustained)

Player	Reason	Dates Out	Missed
Adams	Right Knee Injury Recovery	10/23-10/26; 11/2, 11/6; 11/10; 11/13; 11/17; 11/23-11/26	10
	Migraine	1/20/25	1
	Left Ankle Soreness	1/28/25; 2/6/25; 2/9/25; 2/22/25	4
	Right Wrist Pain	3/27	1
Landale	Left Shoulder Strain	11/11	1
	Personal	1/15-1/18	3
	Illness	2/3/25	1
VanVleet	Left Hamstring Soreness	11/11	1
	Right Knee Contusion	12/8	1
	Personal	1/16	1
	Right Ankle Strain	2/3-2/26; 3/3-3/10	16
	Right Ankle Soreness	4/3; 4/9-4/11	3
Whitmore	Left Knee Soreness	11/18	1
Eason	Concussion Protocol	12/5-12/8	2
	Left Lower Leg Injury Management	12/19-1/15; 1/28; 2/4; 2/9; 2/13; 2/22; 2/26; 3/3; 3/15; 3/30; 4/11	23
Brooks	Right Ankle Soreness/Effusion	12/23-12/27	3
	Right Knee Contusion	3/3	1
	League Suspension	4/4	1
	Rest	4/9-4/11	2
Thompson	League Suspension	1/1-1/3	2
	Left Calf Tightness	1/18	1
	Right Shoulder Soreness	3/3	1
	Left Ankle Sprain	3/11-3/19	6
	Left Ankle Soreness	3/25	1
	Rest	4/9-4/11	2
Sengun	Left Calf Contusion	1/30-2/3	3
	Lower Back Soreness	3/3; 4/9	2
	Personal	4/11	1
Smith Jr.	Left Metacarpal Fracture	1/3-2/13	22
	Left Groin Soreness	4/9-4/13	3
Tate	Back Spasms	2/22	1
	Right Ankle Soreness	4/11-4/13	2
Sheppard	Right Thumb Avulsion Fracture	3/8-3/27	11
Total			134

Quarter-by-Quarter Scoring

HOUSTON ROCKETS														OPPONENTS									
		1ST		2ND		3RD		4TH		1ST		2ND		3RD		4TH		1ST		2ND			
DATE	OPP	W/L	GM	1ST	2ND	HALF	3RD	4TH	TOTAL	1ST	2ND	HALF	3RD	4TH	HALF	1ST	2ND	OT	OT	TOTAL			
23-Oct	CHA	H	L	1	26	34	60	23	22	45	105	21	28	49	30	31	61			110			
25-Oct	MEM	H	W	2	38	21	59	39	30	69	128	38	27	65	18	25	43			108			
26-Oct	SA	A	L	3	31	10	41	28	37	65	106	38	24	62	25	22	47			109			
28-Oct	SA	A	W	4	29	33	62	25	19	44	106	15	30	45	30	26	56			101			
31-Oct	DAL	A	W	5	34	23	57	31	20	51	108	21	23	44	28	30	58			102			
2-Nov	GS	H	W	6	20	23	43	37	39	76	121	38	33	71	25	23	48	8		127			
4-Nov	NY	H	W	7	31	30	61	20	28	48	109	26	30	56	19	22	41			97			
6-Nov	SA	H	W	8	31	32	63	31	33	64	127	19	19	38	33	29	62			100			
8-Nov	OKC	A	L	9	31	20	51	25	31	56	107	31	44	75	23	28	51			126			
10-Nov	DET	A	W	10	20	23	43	29	29	58	101	17	28	45	19	35	54			99			
11-Nov	WAS	H	W	11	30	27	57	25	25	50	107	28	21	49	20	23	43			92			
13-Nov	LAC	H	W	12	28	33	61	28	22	50	111	28	28	56	23	24	47			103			
15-Nov	LAC	H	W	13	29	37	66	28	31	59	125	21	25	46	29	29	58			104			
17-Nov	CHI	A	W	14	27	41	68	40	35	75	143	26	26	52	26	29	55			107			
18-Nov	MIL	A	L	15	28	17	45	35	20	55	100	27	30	57	26	18	44			101			
20-Nov	IND	H	W	16	30	32	62	36	32	68	130	23	30	53	24	36	60			113			
22-Nov	POR	H	W	17	31	34	65	31	20	51	116	20	25	45	28	15	43			88			
23-Nov	POR	H	L	18	21	29	50	21	27	48	98	26	26	52	21	31	52			104			
26-Nov	MIN	A	W	19	32	25	57	27	18	45	117	26	21	47	31	24	55	9		111			
27-Nov	PHI	A	W	20	35	20	55	33	20	53	122	24	27	51	31	26	57	7		115			
1-Dec	OKC	H	W	21	33	29	62	29	28	57	119	28	32	60	36	20	56			116			
3-Dec	SAC	A	L	22	28	27	55	29	27	56	111	21	33	54	42	24	66			120			
5-Dec	GS	A	L	23	22	21	43	23	27	50	93	18	31	49	24	26	50			99			
8-Dec	LAC	A	W	24	30	34	64	31	22	53	117	28	24	52	31	23	54			106			
11-Dec	GS	H	W	25	20	24	44	24	23	47	91	18	19	37	32	21	53			90			
14-Dec	OKC	N	L	26	20	22	42	27	27	54	96	18	23	41	34	36	70			111			
19-Dec	NO	H	W	27	39	27	66	33	34	67	133	25	27	52	27	34	61			113			
22-Dec	TOR	A	W	28	24	27	51	33	30	63	114	35	22	57	26	27	53			110			
23-Dec	CHA	A	W	29	31	31	62	30	22	52	114	15	16	31	35	35	70			101			
26-Dec	NO	A	W	30	39	22	61	41	26	67	128	22	21	43	31	37	68			111			
27-Dec	MIN	H	L	31	21	31	52	32	28	60	112	22	35	57	19	37	56			113			
29-Dec	MIA	H	L	32	27	23	50	32	18	50	100	31	22	53	28	23	51			104			
1-Jan	DAL	H	W	33	24	37	61	28	21	49	110	30	22	52	23	24	47			99			
3-Jan	BOS	H	L	34	31	25	56	16	14	30	86	37	28	65	17	27	44			109			
5-Jan	LAL	H	W	35	36	31	67	24	28	52	119	22	27	49	40	26	66			115			
7-Jan	WAS	A	W	36	20	37	57	40	38	78	135	30	25	55	24	33	57			112			
9-Jan	MEM	A	W	37	45	23	68	33	18	51	119	36	27	63	29	23	52			115			
13-Jan	MEM	H	W	38	23	34	57	30	33	63	120	30	30	60	32	26	58			118			
15-Jan	DEN	A	W	39	28	41	69	33	26	59	128	23	25	48	33	27	60			108			
16-Jan	SAC	A	L	40	25	27	52	33	42	75	127	26	35	61	29	42	71			132			
18-Jan	POR	A	W	41	25	26	51	36	38	74	125	23	27	50	24	29	53			103			
20-Jan	DET	H	L	42	29	28	57	23	16	39	96	40	17	57	33	17	50			107			
22-Jan	CLE	H	W	43	39	22	61	33	15	48	109	32	21	53	30	25	55			108			
25-Jan	CLE	A	W	44	33	35	68	33	34	67	135	27	27	54	30	47	77			131			
27-Jan	BOS	A	W	45	31	23	54	31	29	60	114	27	25	52	37	23	60			112			
28-Jan	ATL	A	W	46	22	27	49	33	18	51	100	27	23	50	23	23	46			96			
30-Jan	MEM	A	L	47	38	28	66	30	23	53	119	33	23	56	36	28	64			120			
1-Feb	BKN	H	L	48	23	15	38	26	34	60	98	26	27	53	30	27	57			110			
3-Feb	NY	A	L	49	27	30	57	32	29	61	118	25	27	52	26	46	72			124			
4-Feb	BKN	A	L	50	23	23	46	21	30	51	97	22	22	44	27	28	55			99			
6-Feb	MIN	A	L	51	33	38	71	27	16	43	114	32	34	66	26	35	61			127			
8-Feb	DAL	A	L	52	20	28	48	33	24	57	105	33	32	65	24	27	51			116			
9-Feb	TOR	H	W	53	18	19	37	21	36	57	94	22	20	42	21	24	45			87			
12-Feb	PHO	H	W	54	32	19	51	33	35	68	119	34	23	57	35	19	54			111			
13-Feb	GS	H	L	55	19	29	48	22	28	50	98	28	34	62	20	23	43			105			
21-Feb	MIN	H	W	56	48	20	68	30	23	53	121	38	29	67	26	22	48			115			
22-Feb	UTA	A	L	57	28	34	58	28	25	53	115	29	27	56	31	37	68			124			
25-Feb	MIL	H	W	58	30	27	57	28	15	43	100	25	34	59	26	12	38			97			
26-Feb	SA	H	W	59	34	30	64	37	17	54	118	20	26	46	29	31	60			106			
1-Mar	SAC	H	L	60	21	38	59	23	21	44	103	25	38	63	26	24	50			113			
3-Mar	OKC	A	L	61	31	31	62	27	39	66	128	30	33	63	39	35	74			137			
4-Mar	IND	A	L	62	30	27	57	26	19	45	102	30	37	67	23	25	48			115			
6-Mar	NO	A	W	63	31	25	56	33	20	53	109	34	25	59	15	23	38			97			
8-Mar	NO	H	W	64	39	35	74	35	37	72	146	28	30	58	25	34	59			117			
10-Mar	ORL	H	W	65	23	28	51	24	22	46	97	19	27	46	16	22	38			84			
12-Mar	PHO	H	W	66	32	25	57	31	23	54	111	27	25	52	27	25	52			104			
14-Mar	DAL	H	W	67	27	35	62	37	34	71	133	25	24	49	21	26	47			96			
15-Mar	CHI	H	W	68	22	38	60	25	32	57	117	29	36	65	18	31	49			114			
17-Mar	PHI	H	W	69	28	29	57	45	29	74	144	44	34	78	24	29	53	6		137			
19-Mar	ORL	A	W	70	28	56	32	28	60		116	23	29	52	20	36	56			108			
21-Mar	MIA	A	W	71	23	28	51	27	24	51	102	27	32	59	21	18	39			98			
23-Mar	DEN	H	L	72	27	30	57	22	32	54	111	27	30	57	39	20	59			116			
25-Mar	ATL	H	W	73	30	35	65	29	27	56	121	23	25	48	26	40	66			114			
27-Mar	UTA	A	W	74	27	26	53	36	32	68	121	24	27	51	29	30	59			110			
30-Mar	PHO	A	W	75	32	46	78	34	36	70	148	24	25	49	24	36	60			109			
31-Mar	LAL	A	L	76	19	29	48	29	21	50	98	16	32	48	34	22	56			104			
2-Apr	UTA	H	W	77	33	37	70	32	41	73	143	26	20	46	29	30	59			105			
4-Apr	OKC	H	W	78	35	34	69	27	29	56	125	28	25	53	32	26	58			111			
6-Apr	GS	A	W	79	18	33	51	32	23	55	106	24	26	50	26	20	46			96			
9-Apr	LAC	A	L	80	35	23	58	33	26	59	117	36	35	71	34	29	63			134			
11-Apr	LAL	A	L	81	32	24	56	31	22	53	109	38	40	78	29	33	62			140			
13-Apr	DEN	H	L	82	23	29	52	19	40	59	111	36	29	65	37	24	61			126			
TOTALS				1ST	2ND	HALF	3RD	4TH	HALF	1ST	2ND	HALF	3RD	4TH	HALF	1ST	2ND	OT	OT				

Miscellaneous Scoring

HOUSTON ROCKETS

HOUSTON ROCKETS														OPPONENTS																												
DATE	OPP	W/L	PTS	GMS	Bench			In The			Second			Fast			Pts off of			Avg	Bench	PTS	GMS	W/L	PTS	GMS	Bench			In The			Second			Fast			Pts off of			Avg
					Avg	Paint	Avg	Paint	Avg	Paint	Avg	Paint	Avg	Paint	Avg	Paint	Avg	Paint	Avg								Paint	Avg	Paint	Avg	Paint	Avg	Paint	Avg	Paint	Avg	Paint	Avg	Paint	Avg	Paint	
23-Oct	CHA	H	L	1	28	28.0	46	46.0	21	21.0	13	13.0	26	26.0	46	46.0	42	42.0	26	26.0	8	8.0	8	8.0	8	8.0																
25-Oct	MEM	H	L	2	42	35.0	48	47.0	27	24.0	19	16.0	29	27.5	45	45.5	48	45.0	17	21.5	7	7.5	13	10.5																		
26-Oct	SA	A	L	3	30	33.3	42	45.3	15	21.0	13	15.0	17	24.0	37	42.7	54	48.0	11	18.0	9	8.0	11	10.7																		
28-Oct	SA	A	W	4	23	30.8	30	41.5	18	20.3	10	13.8	21	23.2	42	42.5	54	49.5	16	17.5	4	7.0	19	12.8																		
31-Oct	DAL	A	W	5	33	31.2	58	44.8	20	20.2	18	14.6	21	22.8	21	38.2	44	48.4	8	15.6	13	8.2	16	13.4																		
2-Nov	GS	H	L	6	61	36.2	54	46.3	24	20.8	17	15.0	18	22.0	71	43.7	44	47.7	6	14.0	12	8.8	11	13.0																		
4-Nov	NY	H	W	7	30	35.3	62	48.6	15	20.0	15	15.0	15	21.0	3	37.9	38	46.3	19	14.7	7	8.6	16	13.4																		
6-Nov	SA	H	W	8	47	36.8	68	50.8	10	18.8	17	15.3	20	29.0	55	40.0	46	46.3	8	13.9	8	8.5	8	12.8																		
8-Nov	OKC	A	L	9	50	38.2	48	50.4	19	18.8	11	14.8	7	19.3	47	40.8	56	47.3	9	13.9	17	9.4	13	12.8																		
10-Nov	DET	A	W	10	32	37.6	50	50.4	16	18.5	10	14.3	19	19.3	30	39.7	46	47.2	17	13.7	10	9.5	14	12.9																		
11-Nov	WAS	H	W	11	30	36.9	60	51.3	19	18.5	23	15.1	20	19.4	37	39.5	38	46.4	11	13.5	11	9.6	21	13.6																		
13-Nov	LAC	H	W	12	42	37.3	52	51.3	19	18.6	24	15.8	20	19.4	41	39.6	42	46.0	6	12.8	18	10.3	19	14.1																		
15-Nov	LAC	H	W	13	38	37.4	48	51.1	17	18.5	23	16.4	20	19.5	54	40.7	42	45.8	14	12.9	10	10.3	16	14.2																		
17-Nov	LAC	H	W	14	52	38.4	80	53.1	18	18.4	32	17.5	23	19.7	59	42.0	40	45.4	23	13.6	15	10.6	12	14.1																		
18-Nov	MIL	A	L	15	26	36.6	56	53.3	15	18.2	21	17.7	24	20.0	34	41.5	38	44.9	6	13.1	14	10.9	12	13.9																		
20-Nov	IND	H	W	16	40	37.8	66	54.1	16	18.1	23	18.1	30	20.6	46	41.8	66	46.3	4	12.6	12	10.9	14	13.9																		
22-Nov	POR	H	W	17	50	38.5	48	53.8	17	18.0	26	18.5	28	21.1	42	41.8	36	45.6	22	13.7	7	10.7	18	14.2																		
23-Nov	POR	H	L	18	31	38.1	40	53.0	12	17.7	13	18.2	18	20.9	28	41.0	32	44.9	18	13.4	19	11.2	8	13.8																		
26-Nov	LAC	H	W	19	18	37.0	48	52.7	12	17.4	20	18.3	16	20.6	44	41.2	60	45.7	22	13.8	9	11.1	16	13.9																		
27-Nov	PHI	A	W	20	38	37.1	50	52.6	16	17.3	26	18.7	15	20.4	22	40.2	56	46.2	21	14.2	20	11.5	17	14.1																		
1-Dec	OKC	H	W	21	21	36.3	46	52.3	26	17.7	15	18.5	8	19.8	23	39.4	56	46.7	16	14.3	13	11.6	10	13.9																		
3-Dec	SAC	A	L	22	32	36.1	36	51.5	17	17.7	12	18.2	9	19.3	25	38.7	56	47.1	17	14.4	13	11.6	22	14.3																		
5-Dec	GS	A	L	23	30	35.8	42	51.7	7	17.2	24	18.5	10	18.9	26	38.2	52	47.3	9	14.2	13	11.7	14	14.3																		
8-Dec	LAC	A	W	24	21	35.2	42	50.8	21	17.4	9	18.1	6	18.3	38	38.2	60	47.8	6	13.8	13	11.8	20	14.5																		
11-Dec	GS	A	W	25	21	36.6	58	51.0	12	17.2	12	17.8	30	18.8	24	37.6	40	47.5	9	13.6	8	11.6	18	14.6																		
14-Dec	OKC	N	W	26	35	34.7	44	50.8	19	17.2	20	17.9	12	18.5	14	36.7	40	47.2	12	13.6	10	11.5	13	14.6																		
19-Dec	NO	H	W	27	22	34.2	58	51.0	11	17.0	28	18.3	19	18.6	22	36.1	50	47.3	17	13.7	11	11.5	17	14.7																		
22-Dec	TOR	A	W	28	31	34.1	62	51.4	21	17.1	25	18.5	21	18.6	45	36.5	50	47.4	10	13.6	20	11.8	31	15.3																		
23-Dec	CHA	A	W	29	32	34.0	54	51.5	17	17.1	22	18.7	20	18.7	33	36.3	50	47.5	11	13.5	12	11.8	10	15.1																		
26-Dec	NO	A	W	30	48	34.5	50	51.5	24	17.4	25	18.9	23	18.8	48	36.7	54	47.7	14	13.5	25	12.3	20	15.2																		
27-Dec	MIN	H	L	31	10	33.7	66	51.9	21	17.5	17	18.8	23	19.0	50	37.2	40	47.5	12	13.5	15	12.4	22	15.5																		
29-Dec	DAL	H	L	32	18	33.2	44	51.7	9	17.2	19	18.8	12	18.8	31	37.0	48	47.5	15	13.5	14	12.4	15	15.4																		
1-Jan	DAL	H	W	33	29	33.1	52	51.7	12	17.1	15	18.7	22	18.8	45	37.2	46	47.5	8	13.3	15	12.5	15	15.4																		
3-Jan	BOS	H	L	34	20	32.7	30	51.1	19	17.1	4	18.3	9	18.6	41	37.3	38	47.2	15	13.4	4	12.2	11	15.3																		
5-Jan	LAL	H	W	35	29	32.6	52	51.1	28	17.4	12	18.1	12	18.4	16	36.7	40	47.0	8	13.2	2	11.9	4	15.0																		
7-Jan	WAS	A	W	36	30	32.5	62	51.4	20	17.5	30	18.4	35	18.8	67	37.6	44	46.9	22	13.5	21	12.2	13	14.9																		
9-Jan	MEM	A	W	37	23	32.2	48	51.3	18	17.5	22	18.5	31	19.2	43	37.7	62	47.3	11	13.4	8	12.1	11	14.8																		
13-Jan	MEM	H	W	38	24	32.0	48	51.2	13	17.4	19	18.5	27	19.4	31	37.5	48	47.3	14	13.4	29	12.5	31	15.2																		
15-Jan	DEN	A	W	39	11	32.3	56	51.3	15	17.3	25	18.7	34	19.7	39	37.6	46	47.3	13	13.4	7	12.4	8	15.1																		
16-Jan	SAC	A	L	40	36	32.4	66	51.7	19	17.4	27	18.9	16	19.7	16	37.0	52	47.4	15	13.5	19	12.6	22	15.2																		
18-Jan	POR	A	W	41	45	32.7	58	51.9	24	17.5	26	19.1	24	19.8	49	37.3	52	47.5	7	13.3	24	12.8	11	15.1																		
20-Jan	DET	H	W	42	24	32.5	40	51.6	15	17.5	17	19.0	18	19.7	34	37.2	50	47.6	16	13.4	28	13.2	19	15.2																		
22-Jan	CLE	H	W	43	35	32.5	46	51.4	24	17.6	23	19.1	15	19.6	33	37.1	52	47.7	25	13.6	14	13.2	33	15.6																		
25-Jan	CLE	A	W	44	27	32.4	56	51.5	18	17.6	8	18.9	10	19.4	30	37.0	56	47.9	19	13.8	16	13.3	15	15.6																		
27-Jan	BOS	A	W	45	15	32.0	42	51.3	12	17.5	18	18.8	21	19.4	22	36.6	34	47.6	8	13.6	12	13.2	7	15.4																		
28-Jan	ATL	A	W	46	30	32.0	58	51.5	10	17.3	13	18.7	23	19.5	32	36.5	46	47.5	15	13.7	17	13.3	14	15.4																		
30-Jan	MEM	A	L	47	27	31.9	50	51.4	30	17.6	8	18.5	11	19.3	37	36.6	72	48.0	18	13.7	15	13.4	6	15.2																		
1-Feb	BKN	H	L	48	31	31.8	50	51.4	36	18.0	8	18.3	12	19.2	28	36.4	60	48.3	21	13.9	7	13.2	12	15.1																		
3-Feb	NY	A	L	49	41	32.0	68	51.8	17	18.0	21	18.3	15	19.1	12	35.9	80	48.9	20	14.0	19	13.3	26	15.3																		
4-Feb	BKN	A	L	50	37	32.1	40	51.5	21	18.0	5	18.1	15	19.0	38	35.9	52	49.0	10	13.9	21	13.5	25	15.5																		
6-Feb	MIN	A	L	51	29	32.1	50	51.5	16	18.0	23	18.2	17	19.0	30	35.8	54	49.1	26	14.2	2	13.3	13	15.5																		
8-Feb	DAL	A	L	52	14	31.7	46	51.4	23	18.1	6	17.9	6	18.6	53	36.1	44	49.0	12	14.1	17	13.3	13	15.4																		
9-Feb	TOR	H	W	53	43	31.9	42	51.0	14	18.0	23	18.0	13	18.8	31	36.0	40	48.8	8	14.0	9	13.3	14	15.4																		
12-Feb	PHO	H	W	54	19	31.7	64	51.3	19	18.0	25	18.1	28	18.7	24	35.8	52	48.9	14	14.0	18	13.4	23	15.6																		
13-Feb	GS	H	W	55	43	31.9	40	51.1	25	18.2	11	18.0	14	18.7	18	35.5	44	48.8	14	14.0	12	13.3	25	15.7																		
21-Feb	MIN	H	W	56	25	31.8	50	51.0	8	18.0	15	18.0	8	18.5	14	35.1	52	48.9	12	14.0	23	13.5	26	15.9																		
22-Feb	UTA	A	L	57	29	31.7	36	50.8	12	17.9	14	17.9	14	18.4	55	35.5	66	49.2	26	14.2	19	13.6	12	15.8																		
25-Feb	MIL	H	W	58	15	31.4	46	50.7	16	17.8	13	17.8	17	18.4	21	35.2	34	48.9	7	14.1	18	13.7	24	16.0																		
28-Feb	SA	H	W	59	35	31.5	58	50.8	18	17.8	13	17.7	9	18.2	79	35.9	68	49.2	15	14.1	21	13.8	16	16.0																		
1-Mar	SAC	H	L	60	28	31.4	44	50.7	18	17.9	9	17.6	21	18.3	42	36.1	58	49.4	11	14.0	16	13.8	19	16.0																		

Standings

Eastern Conference

	W	L	PCT	GB	HOME	ROAD	NEUTRAL
ATLANTIC							
Boston	61	21	.744	-	28-13	33-8	0-0
New York	51	31	.622	10	27-14	24-17	0-0
Toronto	30	52	.366	31	18-23	12-29	0-0
Brooklyn	26	56	.317	35	12-29	14-27	0-0
Philadelphia	24	58	.293	37	12-29	12-29	0-0
CENTRAL							
Cleveland	64	18	.780	-	34-7	30-11	0-0
Indiana	50	32	.610	14	29-11	20-20	1-1
Milwaukee	48	34	.585	16	27-14	20-20	1-0
Detroit	44	38	.537	20	22-19	22-19	0-0
Chicago	39	43	.476	25	18-23	21-20	0-0
SOUTHEAST							
Orlando	41	41	.500	-	22-19	19-22	0-0
Atlanta	40	42	.488	1	21-19	19-22	0-1
Miami	37	45	.451	4	19-22	17-23	1-0
Charlotte	19	63	.232	22	12-29	7-34	0-0
Washington	18	64	.220	23	8-32	10-31	0-1

Western Conference

	W	L	PCT	GB	HOME	ROAD	NEUTRAL
SOUTHWEST							
Houston	52	30	.634	-	29-12	23-17	0-1
Memphis	48	34	.585	4	26-15	22-19	0-0
Dallas	39	43	.476	13	22-18	17-25	0-0
San Antonio	34	48	.415	18	20-20	13-27	1-1
New Orleans	21	61	.256	31	14-27	7-34	0-0
NORTHWEST							
Oklahoma City	68	14	.829	-	35-6	32-8	1-0
Denver	50	32	.610	18	26-15	24-17	0-0
Minnesota	49	33	.598	19	25-16	24-17	0-0
Portland	36	46	.439	32	22-19	14-27	0-0
Utah	17	65	.207	51	10-31	7-34	0-0
PACIFIC							
L.A. Clippers	50	32	.610	-	30-11	20-21	0-0
L.A. Lakers	50	32	.610	-	31-10	19-22	0-0
Golden State	48	34	.585	2	24-17	24-17	0-0
Sacramento	40	42	.488	10	20-21	20-21	0-0
Phoenix	36	46	.439	14	24-17	12-29	0-0

HEAD-TO-HEAD WIN GRID

	ATL	BOS	BRK	CHA	CHI	CLE	DAL	DEN	DET	GS	HOU	IND	LAC	LAL	MEM	MIA	MIL	MIN	NO	NY	OKC	ORL	PHI	PHO	POR	SAC	SA	TOR	UTA	WAS
ATL	--	2	2	4	2	2	0	0	1	1	0	2	0	1	1	2	3	1	2	2	0	2	3	1	0	1	0	1	2	2
BKN	1	0	--	3	1	0	1	0	0	1	2	1	0	1	2	1	3	0	2	0	0	0	2	1	1	1	0	1	0	1
BOS	1	--	4	4	3	2	1	2	3	1	1	1	2	1	1	3	3	2	2	4	0	1	3	2	2	1	2	3	2	4
CHA	0	0	1	--	1	0	1	0	2	0	1	2	0	1	0	1	1	0	1	0	0	0	1	0	0	0	2	1	2	0
CHI	2	1	2	3	--	0	0	2	1	0	0	1	1	2	1	3	2	0	2	0	2	2	2	0	1	1	2	4	1	3
CLE	1	2	4	4	4	--	2	3	2	0	1	1	2	2	2	4	2	2	4	1	2	2	1	2	0	2	2	4	2	4
DAL	2	1	1	1	2	0	--	1	2	1	0	1	1	1	1	1	1	0	1	3	1	3	2	0	1	3	0	3	2	2
DEN	2	0	2	2	0	0	3	--	2	2	1	2	2	2	2	2	1	0	3	0	2	2	2	3	2	4	1	2	4	0
DET	3	1	3	2	3	1	1	0	--	0	1	1	1	2	0	3	0	1	2	3	0	1	2	1	2	1	2	4	1	2
GS	1	1	1	2	2	0	2	1	2	--	3	0	0	1	3	0	2	3	4	2	2	2	1	2	3	2	1	1	2	2
HOU	2	1	0	1	2	2	3	1	1	2	--	1	3	1	3	1	1	2	4	1	2	2	2	3	2	0	3	2	2	2
IND	1	2	3	1	3	3	2	1	3	2	1	--	2	0	1	2	1	2	2	1	0	1	3	2	1	2	1	1	2	4
LAC	2	0	2	2	1	1	3	2	1	4	1	0	--	1	3	2	1	0	2	2	0	2	2	0	2	4	3	1	4	2
LAL	1	1	1	1	0	0	2	2	0	3	2	2	3	--	3	1	0	2	3	2	1	0	1	2	3	4	3	2	3	2
MIA	2	1	2	3	0	1	1	0	1	2	1	2	0	1	0	--	0	1	2	0	0	2	4	1	1	0	2	3	1	3
MEM	1	1	1	2	1	0	3	1	2	1	1	1	0	1	--	2	2	4	0	0	2	2	4	2	1	3	2	4	2	2
MIL	2	0	1	2	2	0	2	1	4	0	1	3	1	2	0	4	--	2	2	0	0	3	4	1	0	2	1	3	2	3
MIN	1	0	2	2	2	0	2	4	1	1	2	0	3	2	1	1	0	--	2	1	2	2	4	2	2	3	2	1	3	1
NO	0	0	0	1	2	0	1	1	0	0	0	1	1	0	0	0	0	1	--	0	0	0	2	2	1	1	2	0	3	2
NY	3	0	4	2	2	1	0	1	2	1	0	1	2	0	0	2	3	3	1	--	2	4	2	--	2	2	3	4	2	4
OKC	2	2	2	2	2	1	1	2	2	1	3	2	4	2	4	2	2	2	4	2	--	2	2	3	4	3	2	2	4	2
ORL	2	2	4	4	1	1	0	0	2	0	0	3	0	2	0	2	1	0	2	1	0	--	3	2	0	2	2	1	0	4
PHI	0	1	2	4	2	1	2	0	1	1	0	1	0	1	0	0	0	0	0	0	0	1	--	0	1	1	1	0	2	2
PHO	1	0	1	1	2	1	3	1	1	2	0	0	4	2	0	1	1	0	1	0	0	0	2	--	2	1	2	1	4	2
POR	2	0	1	2	1	0	1	2	0	0	1	1	1	1	1	1	2	3	0	0	0	2	1	2	--	2	1	2	2	2
SA	2	0	2	0	0	0	1	2	0	2	1	1	1	1	0	1	1	2	1	1	1	0	1	3	2	--	2	3	4	
SAC	1	1	1	2	1	2	3	0	1	2	3	0	0	0	2	2	0	2	3	0	0	1	3	2	--	2	1	4	1	
TOR	2	1	3	2	0	0	0	0	0	1	0	2	1	0	0	1	0	1	2	0	0	3	4	1	0	1	0	--	2	3
UTA	0	0	2	2	0	1	0	1	0	1	1	0	0	1	0	1	0	1	0	1	0	2	0	2	0	2	0	1	0	--
WAS	2	0	2	4	1	0	0	2	1	0	0	0	0	0	0	1	0	1	0	0	0	0	1	0	0	1	0	1	1	--

Season In Review

League Leaders

Points Per Game

G	FG	FT	PTS	AVG
Gil-Alexander, OKC	76	860	601	24.84
Antetokounmpo, Mil.	67	793	436	20.36
Jokic, Den.	70	786	361	20.17
A. Edwards, Min.	79	721	415	21.27
Tatum, Bos.	72	662	358	19.32
Durant, Pho.	62	592	303	16.47
Cunningham, Det.	70	684	313	18.30
Brunson, N.Y.	65	585	368	16.80
Booker, Pho.	75	654	432	19.23
Lillard, Mil.	58	444	362	14.47
Curry, G.S.	70	654	279	17.18
Towns, N.Y.	72	639	339	17.59
L. James, LA-L	70	651	259	17.10
Young, Atl.	76	566	491	18.41
F. Wagner, OrL.	60	537	271	14.49
Mitchell, Cle.	71	585	298	17.01
Herro, Mia.	77	651	287	18.40
Fox, Sac.-S.A.	62	539	263	14.59
LaVine, Chi.-S.A.	74	625	235	17.24
Harden, LA-C	79	531	505	18.02

Rebounds Per Game

G	OFF	DEF	TOT	AVG
Towns, N.Y.	72	267	705	9.72
Towns, N.Y.	72	212	708	9.20
Jokic, Den.	70	200	692	8.92
Zubac, LA-C	80	300	710	10.10
Kessler, Utah	58	266	441	7.07
Antetokounmpo, Mil.	67	147	651	7.98
Gobert, Min.	72	265	520	7.85
Duren, Det.	78	277	530	8.07
Sengun, Hou.	76	262	524	7.86
Vucevic, Chi.	73	178	557	7.35
Allen, Cle.	82	216	582	7.98
Adebayo, Mia.	78	185	564	7.49
Hart, N.Y.	77	161	576	7.37
Mobley, Cle.	71	164	495	6.59
Okongwu, Atl.	74	220	440	6.60
Tatum, Bos.	72	48	575	6.23
Edey, Mem.	66	232	316	5.48
Missi, N.O.	73	255	346	6.01
Thompson, Hou.	69	192	372	5.82

Assists Per Game

G	AST	AVG	
Young, Atl.	76	880	11.6
Jokic, Den.	70	716	10.2
Haliburton, Ind.	73	673	9.2
Cunningham, Det.	70	638	9.1
Harden, LA-C	79	687	8.7
L. James, LA-L	70	575	8.2
Paul, S.A.	82	605	7.4
Brunson, N.Y.	65	475	7.3
Giddey, Chi.	70	503	7.2
Lillard, Mil.	58	410	7.1
Booker, Pho.	75	529	7.1
Garland, Cle.	75	506	6.7
Antetokounmpo, Mil.	67	433	6.5
Gil-Alexander, OKC	76	486	6.4
Fox, Sac.-S.A.	62	392	6.3
Collier, Utah	71	446	6.3
Westbrook, Den.	75	457	6.1
Sabonis, Sac.	70	423	6.0
Murray, Den.	67	403	6.0
Curry, G.S.	70	421	6.0

Field Goal Percentage

FG	FGA	PCT	
Allen, Cle.	452	640	.706
Duren, Det.	378	546	.692
Gobert, Min.	341	510	.669
Zubac, LA-C	592	942	.628
Poeltl, Tor.	363	579	.627
Antetokounmpo, Mil.	793	1319	.601
Sabonis, Sac.	527	893	.590
Braun, Den.	476	821	.580
Jokic, Den.	786	1364	.576
Okongwu, Atl.	388	684	.567

3-Point Percentage

PCT.	3FG	3GA	
Curry, Cha.	83	182	.456
LaVine, Chi.-Sac.	239	536	.446
Prince, Mil.	147	335	.439
Jerome, Cle.	111	253	.439
Krejci, Atl.	90	206	.437
Batum, LA-C	88	203	.433
Barnes, S.A.	156	360	.433
Ellis, Sac.	139	321	.433
Kennard, Mem.	113	261	.433
Nesmith, Ind.	84	195	.431

Free Throw Percentage

FT	FTA	PCT	
Curry, G.S.	279	299	.933
Lillard, Mil.	362	393	.921
Irving, Dal.	196	214	.916
White, Chi.	277	307	.902
Simons, Por.	175	194	.902
Gil-Alexander, OKC	601	669	.898
Booker, Pho.	432	483	.894
Bane, Mem.	177	198	.894
C. Johnson, Bkn.	201	225	.893
Murphy II, N.O.	204	230	.887

Steals Per Game

G	STL	AVG	
Daniels, Atl.	76	229	3.01
Jokic, Den.	70	127	1.81
Wallace, OKC.	68	120	1.76
Gunn, LA-C	74	128	1.73
Gil-Alexander, OKC.	76	131	1.72
Thompson, Det.	59	98	1.66
Jal. Williams, OKC.	69	111	1.61
VanVleet, Hou.	60	94	1.57
Hart, N.Y.	77	119	1.55
Oubre Jr., Phi.	60	92	1.53

Blocks Per Game

G	BLK	AVG	
Wembanyama, S.A.	46	176	3.83
Kessler, Utah	58	138	2.38
Turner, Ind.	72	144	2.00
Lopez, Mil.	60	148	1.85
Clingan, Por.	67	131	1.64
Mobley, Cle.	71	113	1.59
Jackson Jr., Mem.	74	113	1.53
Sarr, Was.	67	101	1.51
Gobert, Min.	72	104	1.44
Claxton, Bkn.	70	100	1.43

Minutes Per Game

G	MIN	AVG	
Hart, N.Y.	77	2897	37.6
Booker, Pho.	75	2795	37.3
Bridges, N.Y.	82	3036	37.0
Jokic, Den.	70	2571	36.7
Anunoby, N.Y.	74	2706	36.6
Durant, Pho.	62	2265	36.5
Tatum, Bos.	72	2624	36.4
A. Edwards, Min.	79	2871	36.3
Fox, Sac.-S.A.	62	2241	36.1
Murray, Den.	67	2418	36.1

Rookie Leaders

Points Per Game

G	FG	FT	PTS	AVG
Castle, S.A.	81	423	249	11.90
Sarr, Was.	67	326	112	8.69
Risacher, Atl.	75	357	106	9.42
Wells, Mem.	79	287	111	8.23
Edwards, Phi.	44	172	32	4.45
Carrington, Was.	82	300	69	8.07
Filipowski, Utah	72	260	93	6.90
Ware, Mia.	64	257	46	5.95
Edey, Mem.	66	251	90	6.10
Missi, N.O.	73	269	127	6.65
Knecht, LA-L	78	257	64	7.06
George, Was.	68	203	70	5.90
Kort, Utah	71	234	105	6.15
Walter, Tor.	52	159	66	4.49
Buzelis, Chi.	80	252	88	6.88
Post, G.S.	42	123	34	3.40
Simpson, Cha.	36	104	41	2.82
Matkovic, N.O.	42	135	34	3.25
Johnson, Mil.-Was.	29	82	32	7.07
da Silva, OrL.	74	199	55	5.33

Rebounds Per Game

G	OFF	DEF	TOT	AVG
Edey, Mem.	66	232	316	5.48
Missi, N.O.	73	255	346	6.01
Clingan, Por.	67	217	310	5.27
Ware, Mia.	64	116	357	4.73
Sarr, Was.	67	124	311	4.35
Filipowski, Utah	72	112	328	4.40
Matkovic, N.O.	42	64	145	2.09
Mogbo, Tor.	63	109	202	3.11
Salaun, Cha.	60	70	210	2.80
Bona, Phi.	58	92	153	2.45
George, Was.	68	49	236	2.85
Carrington, Was.	82	33	308	3.41
Castle, S.A.	81	69	208	2.97
Ighodaro, Pho.	61	66	156	2.22
Dunn, Pho.	74	92	175	2.67
Risacher, Atl.	75	86	182	2.68
Post, G.S.	42	35	113	1.48
Buzelis, Chi.	80	55	223	2.78
Wells, Mem.	79	87	181	2.68
Edwards, Phi.	44	46	102	1.48

Assists Per Game

G	AST	AVG	
Collier, Utah	71	446	6.3
Carrington, Was.	82	366	4.4
Shead, Tor.	75	316	4.2
Castle, S.A.	81	332	4.1
Simpson, Cha.	36	112	3.1
Johnson, Mil.-Was.	29	76	2.6
Wallace, Atl.	31	81	2.6
George, Was.	68	169	2.5
Sarr, Was.	67	161	2.4
Mogbo, Tor.	63	146	2.3
Dillingham, Min.	49	98	2.0
Filipowski, Utah	72	140	1.9
Mitchell, OKC.	36	64	1.8
Beekman, G.S.-Bkn.	36	63	1.8
Wells, Mem.	79	135	1.7
Kolek, N.Y.	41	70	1.7
Edwards, Phi.	44	69	1.6
Walter, Tor.	52	81	1.6
da Silva, OrL.	74	113	1.5
Sheppard, Hou.	52	75	1.4

Field Goal Percentage

FG	FGA	PCT	
Edey, Mem.	251	433	.580
Ware, Mia.	257	464	.554
Missi, N.O.	269	492	.547
Clingan, Por.	180	334	.539
Filipowski, Utah	260	518	.502
Holland II, Det.	197	416	.474
Knecht, LA-L	257	557	.461
Risacher, Atl.	357	779	.458
Edwards, Phi.	172	378	.455
Buzelis, Chi.	252	555	.454

3-Point Percentage

PCT.	3FG	3GA	
Post, G.S.	73	179	.408
Battle, Tor.	105	259	.405
Reeves, N.O.	51	129	.395
McCain, Phi.	51	133	.383
Knecht, LA-L	128	340	.376
Edwards, Phi.	69	190	.363
Buzelis, Chi.	96	266	.361
Risacher, Atl.	122	344	.355
Wells, Mem.	138	392	.352
Filipowski, Utah	77	220	.350

Free Throw Percentage

FT	FTA	PCT	
Wells, Mem.	111	135	.822
Buzelis, Chi.	88	108	.815
Carrington, Was.	69	85	.812
Walter, Tor.	66	83	.795
Knecht, LA-L	64	84	.762
Holland II, Det.	92	122	.754
George, Was.	70	93	.753
Castle, S.A.	249	344	.724
Salaun, Cha.	67	94	.713
Risacher, Atl.	106	149	.711

Steals Per Game

G	STL	AVG	
Edwards, Phi.	44	45	1.02
George, Was.	68	68	1.00
Simpson, Cha.	36	34	0.94
Collier, Utah	71	66	0.93
Beekman, G.S.-Bkn.	36	33	0.92
Castle, S.A.	81	74	0.91
Wallace, Atl.	31	28	0.90
Clark, Min.	40	36	0.90
Mogbo, Tor.	63	55	0.87
Walter, Tor.	52	43	0.83

Blocks Per Game

G	BLK	AVG	
Clingan, Por.	67	110	1.64
Sarr, Was.	67	101	1.51
Missi, N.O.	73	98	1.34
Edey, Mem.	66	85	1.29
Bona, Phi.	58	69	1.19
Ware, Mia.	64	71	1.11
Matkovic, N.O.	42	41	0.98
Buzelis, Chi.	80	75	0.94
George, Was.	68	50	0.74
Carlson, OKC.	32	21	0.66

Minutes Per Game

G	MIN	AVG	
Carrington, Was.	82	2458	30.0
Sarr, Was.	67	1814	27.1
Missi, N.O.	73	1956	26.8
Castle, S.A.	81	2162	26.7
George, Was.	68	1802	26.5
Edwards, Phi.	44	1155	26.2
Collier, Utah	71	1839	25.9
Wells, Mem.	79	2043	25.9
Risacher, Atl.	75	1843	24.6
Simpson, Cha.	36	842	23.4

Team Leaders (Totals)

Team Totals

TEAM	FIELD GOALS				3-POINTERS				FREE THROWS				REBOUNDS				PTS	AVG.			
	G	MADE	ATT.	PCT.	MADE	ATT.	PCT.	MADE	ATT.	PCT.	OFF.	DEF.	TOT.	AST	PF	DQ			STL	TO	BLK
Clev.	82	3652	7444	491	1303	3401	383	1392	1793	776	917	2806	3723	2304	1487	4	670	1082	350	9999	121.9
Mem.	82	3670	7654	479	1141	3107	367	1499	1908	786	1056	2819	3875	2330	1711	9	726	1285	462	9980	121.7
Den.	82	3724	7360	506	984	2619	376	1470	1909	770	919	2832	3751	2542	1444	3	656	1169	402	9902	120.8
OKC.	82	3660	7600	482	1192	3184	374	1369	1672	819	871	2801	3672	2202	1631	3	847	961	465	9881	120.5
Atl.	82	3556	7528	472	1107	3089	358	1472	1900	775	974	2675	3649	2426	1564	5	798	1273	419	9691	118.2
Chi.	82	3543	7545	470	1266	3447	367	1308	1617	809	825	2935	3760	2383	1444	5	621	1203	386	9660	117.8
Ind.	82	3574	7326	488	1081	2934	368	1395	1768	789	752	2678	3430	2398	1533	10	694	1082	448	9624	117.4
Bos.	82	3413	7382	462	1457	3955	368	1251	1565	799	933	2783	3716	2144	1303	3	589	973	452	9534	116.3
N.Y.	82	3553	7315	486	1031	2794	369	1357	1696	800	890	2607	3497	2254	1407	11	671	1088	324	9494	115.8
Sac.	82	3529	7385	478	1032	2887	357	1400	1738	806	901	2723	3624	2169	1548	13	620	1092	357	9490	115.7
Milw.	82	3445	7082	486	1161	3003	387	1421	1895	750	674	2882	3556	2090	1469	6	601	1097	384	9472	115.5
Det.	82	3503	7363	476	1051	2901	362	1414	1826	774	931	2739	3670	2165	1695	13	652	1219	431	9471	115.5
Hou.	82	3484	7659	455	1038	2938	353	1366	1851	738	1200	2774	3974	1914	1557	9	689	1139	411	9372	114.3
Minn.	82	3364	7182	468	1233	3269	377	1411	1789	789	908	2726	3634	2142	1498	5	654	1186	406	9372	114.3
Dall.	82	3443	7194	479	1020	2801	364	1458	1894	770	828	2702	3530	2070	1458	5	636	1151	445	9364	114.2
S.A.	82	3426	7362	465	1158	3246	357	1332	1721	774	896	2685	3581	2348	1363	3	674	1138	455	9342	113.9
G.S.	82	3342	7412	451	1264	3475	364	1383	1811	764	1029	2692	3721	2386	1571	9	771	1152	391	9331	113.8
Phoe.	82	3381	7075	478	1176	3112	378	1379	1702	810	783	2701	3484	2277	1471	4	593	1153	392	9317	113.6
LA-L	82	3356	7007	479	1092	2981	366	1494	1902	785	792	2687	3479	2131	1415	5	633	1145	367	9298	113.4
LA-C	82	3409	7075	482	1022	2738	373	1416	1776	797	841	2750	3591	2064	1503	6	773	1220	370	9256	112.9
Utah	82	3305	7272	454	1144	3267	350	1421	1836	774	983	2741	3724	2093	1549	4	555	1412	360	9175	111.9
Port.	82	3325	7395	450	1057	3095	342	1386	1820	762	1095	2576	3621	2192	1558	13	678	1309	433	9093	110.9
Tor.	82	3414	7462	458	969	2786	348	1294	1729	748	1034	2666	3700	2340	1738	18	664	1257	348	9091	110.9
Miami	82	3318	7138	465	1124	3060	367	1309	1654	791	798	2760	3558	2166	1275	2	668	1114	314	9069	110.6
N.O.	82	3332	7368	452	986	2839	344	1356	1799	754	993	2583	3576	2119	1499	6	701	1201	429	9006	109.8
Phil.	82	3254	7168	454	1041	3050	341	1439	1844	780	852	2411	3263	1901	1556	10	752	1117	366	8988	109.6
Wash.	82	3233	7371	439	1075	3210	335	1315	1690	778	867	2716	3583	2058	1618	4	623	1276	420	8856	108.0
Orl.	82	3130	7034	445	921	2892	318	1464	1890	775	914	2517	3431	1887	1648	9	729	1165	488	8645	105.4
Bkn.	82	3086	7060	437	1113	3232	344	1334	1696	787	894	2493	3387	2063	1698	9	639	1244	352	8619	105.1
Cha.	82	3142	7308	430	1065	3143	339	1269	1621	783	1003	2703	3706	1994	1535	10	607	1271	368	8618	105.1

Opponent Totals

TEAM	FIELD GOALS				3-POINTERS				FREE THROWS				REBOUNDS				PTS	AVG.	Diff.		
	MADE	ATT.	PCT.	MADE	ATT.	PCT.	MADE	ATT.	PCT.	OFF.	DEF.	TOT.	AST	PF	DQ	STL				TO	BLK
Orl.	3125	6680	468	938	2571	365	1467	1916	266	751	2703	3454	1870	1666	13	635	1329	361	8655	105.5	-0.1
Bos.	3302	7331	450	1055	3041	347	1128	1451	777	878	2704	3582	1968	1438	10	567	1048	295	8787	107.2	+9.1
OKC.	3109	7130	436	1104	3225	342	1504	1942	774	952	2727	3679	2018	1485	5	549	1396	392	8826	107.6	+12.9
LA-C	3240	7032	461	1064	3038	350	1330	1723	772	798	2605	3403	2105	1458	4	723	1233	352	8874	108.2	+4.7
Minn.	3319	7213	460	1040	2949	353	1284	1674	767	906	2611	3517	2032	1571	8	687	1205	368	8962	109.3	-5.0
Hou.	3322	7244	459	1010	2833	357	1348	1776	759	867	2589	3456	1926	1577	12	651	1175	467	9002	109.8	+4.5
Miami	3383	7262	466	1118	3109	360	1139	1468	776	880	2783	3663	2176	1390	6	618	1133	382	9023	110.0	+0.6
G.S.	3316	7126	465	1080	2976	363	1348	1752	769	869	2744	3613	2120	1523	8	621	1291	441	9060	110.5	+3.3
N.Y.	3411	7192	474	1072	2924	367	1264	1603	789	893	2538	3431	2069	1554	8	575	1189	406	9158	111.7	+4.1
LA-L	3392	7319	463	1112	3124	366	1302	1680	775	919	2609	3528	2236	1576	7	673	1121	344	9198	112.2	+1.2
Bkn.	3317	6909	480	1059	2928	362	1509	1936	779	829	2754	3583	2219	1550	5	660	1228	457	9202	112.2	-7.1
Clev.	3382	7454	454	1104	3075	359	1349	1732	779	947	2624	3571	2101	1553	11	641	1189	361	9217	112.4	+9.5
Milw.	3414	7473	457	1140	3232	353	1301	1661	783	900	2812	3712	2166	1552	9	602	1055	315	9269	113.0	+2.5
Det.	3326	7210	461	1119	3054	366	1544	1989	776	863	2618	3481	2035	1551	8	728	1235	413	9315	113.6	+1.9
Port.	3410	7238	471	1042	2884	361	1475	1846	799	978	2650	3628	2147	1582	6	781	1271	453	9337	113.9	-3.0
Cha.	3409	7293	467	1163	3277	355	1384	1752	790	927	2783	3710	2196	1488	5	718	1089	435	9365	114.2	-9.1
Ind.	3493	7372	474	1058	2978	355	1397	1807	773	918	2775	3693	2131	1541	5	588	1230	366	9441	115.1	-2.2
Tor.	3377	7242	466	1079	3093	349	1610	2070	778	940	2750	3690	2124	1484	6	752	1238	484	9443	115.2	-4.3
Sac.	3409	7196	474	1193	3131	381	1440	1838	783	819	2653	3472	2212	1515	12	649	1140	350	9451	115.3	-0.5
Dall.	3531	7521	469	1054	2905	363	1346	1728	779	996	2719	3715	2220	1532	5	664	1086	375	9462	115.4	-1.2
Phil.	3475	7118	488	1167	3084	378	1382	1741	794	946	2787	3733	2317	1530	11	610	1311	420	9499	115.8	-6.2
Phoe.	3493	7386	473	1163	3145	370	1414	1790	790	945	2678	3623	2235	1509	11	696	1001	329	9563	116.6	-3.0
S.A.	3595	7587	474	1177	3226	365	1201	1520	790	992	2794	3786	2296	1428	2	664	1121	356	9568	116.7	-2.8
Mem.	3435	7529	456	1162	3230	360	1550	2013	770	945	2625	3570	2217	1653	4	710	1242	450	9582	116.9	-4.9
Den.	3554	7629	466	1156	3170	365	1319	1697	777	963	2518	3481	2379	1562	5	717	1062	420	9583	116.9	+3.9
N.O.	3585	7419	483	1199	3289	365	1441	1794	786	972	2778	3590	2349	1471	4	739	1148	428	9779	119.3	-9.4
Atl.	3562	7398	481	1169	3098	377	1491	1858	802	845	2735	3580	2315	1563	11	755	1315	403	9784	119.3	-1.1
Chi.	3642	7791	467	1118	3250	344	1386	1764	786	899	2878	3777	2370	1374	2	663	1032	417	9788	119.4	-1.4
Wash.	3583	7611	471	1170	3213	364	1540	1941	793	1059	2949	4008	2334	1490	6	746	1093	428	9876	120.4	-12.6
Utah	3655	7622	480	1219	3403	358	1412	1850	763	957	2670	3627	2429	1580	7	802	968	527	9941	121.2	-9.3
AVG.	3419	7318	.467	1110	3082	.360	1386	1777	780	912	2705	3617	2177</								

Team Leaders (Averages)

Team Averages

TEAM	FIELD GOALS				3-POINTERS			FREE THROWS			REBOUNDS									
	G	MADE	ATT	PCT	MADE	ATT	PCT	MADE	ATT	PCT	OFF	DEF	TOT	AST	PF	DQ	STL	TO	BLK	PTS
Atl.	82	43.37	91.80	47.2	13.50	37.67	35.8	17.95	23.17	77.5	11.88	32.62	44.50	29.59	19.07	0.06	9.73	15.52	5.11	118.2
Bkn.	82	37.63	86.10	43.7	13.57	39.41	34.4	16.27	20.68	78.7	10.90	30.40	41.30	25.16	20.71	0.11	7.79	15.17	4.29	106.1
Bos.	82	41.62	90.02	46.2	17.77	48.23	36.8	15.26	19.09	79.9	11.38	33.94	45.32	26.15	15.89	0.04	7.18	11.87	5.51	116.3
Cha.	82	38.32	89.12	43.0	12.99	38.33	33.9	15.48	17.77	78.3	12.23	32.96	45.20	24.32	18.72	0.12	7.40	15.50	4.49	106.1
Chi.	82	43.21	92.01	47.0	15.44	42.04	36.7	15.95	19.72	80.9	10.06	35.79	45.85	29.06	17.61	0.06	7.57	14.67	4.71	117.8
Clev.	82	44.54	90.78	49.1	15.89	41.48	38.3	16.98	21.87	77.6	11.18	34.22	44.40	28.10	18.13	0.05	8.17	13.20	4.27	119.1
Dall.	82	41.99	87.73	47.9	12.44	34.16	36.4	17.78	23.10	77.0	10.10	32.95	43.05	25.24	17.78	0.06	7.76	14.04	5.43	114.2
Den.	82	45.41	89.76	50.6	12.00	31.94	37.6	17.93	23.28	77.0	11.21	34.54	45.75	21.00	17.61	0.04	8.00	14.26	4.90	120.8
Det.	82	42.72	89.79	47.6	12.82	35.38	36.2	17.24	22.27	77.4	11.35	33.40	44.76	26.40	20.67	0.16	7.95	14.87	5.26	115.5
G.S.	82	40.76	90.39	45.1	15.41	42.38	36.4	16.87	22.09	76.4	12.55	32.83	45.85	29.10	19.16	0.11	9.40	14.05	4.77	113.8
Hou.	82	42.49	93.40	45.5	12.66	35.83	35.3	16.66	22.57	73.8	14.63	33.83	48.46	23.34	18.99	0.11	8.40	13.89	5.01	114.3
Ind.	82	43.59	89.34	48.8	13.18	35.78	36.8	17.01	21.56	78.9	9.17	32.66	41.83	29.24	18.70	0.12	8.46	13.20	5.46	117.4
LA-C	82	41.57	86.28	48.2	12.46	33.39	37.3	17.27	21.66	79.7	10.26	33.54	43.79	25.17	18.33	0.07	9.43	13.88	4.51	112.9
LA-L	82	40.93	85.45	47.9	13.32	36.35	36.6	18.22	23.20	78.5	9.66	32.77	42.43	25.99	17.26	0.06	7.72	14.96	4.48	113.4
Mem.	82	44.76	93.34	47.9	13.91	37.89	36.7	18.28	23.27	78.6	12.88	34.38	47.26	28.41	20.87	0.11	8.85	15.67	5.63	121.7
Miami	82	40.46	87.05	46.5	13.71	37.32	36.7	15.96	20.17	79.1	9.73	33.66	43.29	26.41	15.55	0.02	8.15	13.59	3.83	110.6
Milw.	82	42.01	86.37	48.6	14.16	36.62	38.7	17.33	23.11	75.0	8.22	35.15	43.37	25.49	19.91	0.07	7.33	13.38	4.68	115.5
Minn.	82	41.02	87.59	46.8	15.04	39.87	37.7	17.21	21.82	78.9	11.07	33.24	44.32	26.12	18.22	0.06	7.98	14.46	4.95	114.3
N.O.	82	40.63	89.85	45.2	12.02	34.62	34.7	16.54	21.94	75.4	12.11	31.50	43.61	25.84	18.28	0.07	8.55	14.65	5.23	109.8
N.Y.	82	43.33	89.21	48.6	12.57	34.07	36.9	16.55	20.68	80.0	10.85	31.79	42.65	27.49	17.16	0.13	8.18	13.27	3.95	115.8
OKC.	82	44.63	92.68	48.2	14.54	38.83	37.4	16.70	20.39	81.9	10.62	34.16	44.78	26.85	19.89	0.04	10.33	11.72	5.67	120.5
Orl.	82	38.17	85.78	44.5	11.23	35.27	31.8	17.85	23.05	77.5	11.15	30.70	41.84	23.01	20.10	0.11	8.89	14.21	5.95	105.4
Phil.	82	39.68	87.41	45.4	12.70	37.20	34.1	17.55	22.49	78.0	10.39	29.40	39.79	23.18	18.98	0.12	9.17	13.62	4.46	109.6
Phoe.	82	41.23	86.28	47.8	14.34	39.58	37.8	16.82	20.76	81.0	9.55	32.96	42.49	27.77	17.94	0.05	7.23	14.67	10.8	113.6
Port.	82	40.55	90.20	45.0	12.89	37.74	34.2	16.90	22.20	76.2	13.35	31.41	44.77	23.80	19.00	0.16	8.27	15.96	5.28	110.9
Sac.	82	43.04	90.06	47.8	12.59	35.21	35.7	17.07	21.20	80.6	10.99	33.21	44.20	26.45	18.88	0.16	7.56	13.32	4.35	115.7
S.A.	82	41.78	89.78	46.5	14.12	39.59	35.7	16.24	20.99	77.4	10.93	32.74	43.67	28.63	16.62	0.04	8.22	13.88	5.55	113.9
Tor.	82	41.63	91.00	45.8	11.82	33.98	34.8	15.78	21.09	74.8	12.61	32.51	45.12	28.54	21.20	0.22	8.10	15.33	4.24	110.9
Utah	82	40.30	88.68	45.4	13.95	39.84	35.0	17.33	22.39	77.4	11.99	33.43	45.41	25.52	18.89	0.05	6.77	17.22	4.39	111.9
Wash.	82	39.43	89.89	43.9	13.11	39.15	33.5	16.04	20.61	77.8	10.57	33.12	43.70	25.10	19.73	0.05	7.60	15.56	5.12	108.0

Opponent Averages

TEAM	FIELD GOALS				3-POINTERS			FREE THROWS			REBOUNDS									
	G	MADE	ATT	PCT	MADE	ATT	PCT	MADE	ATT	PCT	OFF	DEF	TOT	AST	PF	DQ	STL	TO	BLK	PTS
Atl.	82	43.44	90.22	48.1	14.26	37.78	37.7	18.18	22.66	80.2	10.30	33.35	43.66	28.23	19.06	0.13	9.21	16.04	4.91	119.3
Bkn.	82	40.45	84.26	48.0	12.91	35.71	36.2	18.40	23.61	77.9	10.11	33.59	43.70	27.06	18.90	0.06	8.05	14.98	5.57	112.2
Bos.	82	40.27	89.40	45.0	12.87	37.09	34.7	13.76	17.70	77.7	10.71	32.98	43.68	24.00	17.54	0.12	6.91	12.78	3.60	107.2
Cha.	82	44.41	95.01	46.7	14.18	39.96	35.5	16.88	21.37	79.0	11.30	33.94	45.24	26.78	18.15	0.06	8.76	13.28	5.30	114.2
Chi.	82	44.41	91.01	46.7	13.63	39.63	34.4	16.90	21.51	78.6	10.96	35.10	46.06	28.90	16.76	0.02	8.09	12.59	5.09	119.4
Clev.	82	41.24	90.50	45.4	13.46	37.50	35.9	16.45	21.12	77.9	11.55	32.00	43.55	25.62	18.94	0.13	7.82	14.50	4.40	112.4
Dall.	82	43.06	91.72	46.9	12.85	35.43	36.3	16.41	21.07	77.9	12.15	33.16	45.30	27.07	18.68	0.06	8.10	13.24	4.57	115.4
Den.	82	43.34	93.04	46.6	14.10	38.66	36.5	16.09	20.70	77.7	11.74	30.71	42.45	29.01	19.05	0.06	8.74	12.95	5.12	116.9
Det.	82	40.56	87.93	46.1	13.65	37.24	36.6	18.83	24.26	77.6	10.52	31.93	42.45	24.82	18.91	0.10	8.88	15.06	5.04	113.6
G.S.	82	40.44	86.90	46.5	13.17	36.29	36.3	16.44	21.37	76.9	10.60	33.46	44.06	25.85	18.57	0.10	7.57	14.74	5.38	110.5
Hou.	82	40.51	88.34	45.9	12.32	34.55	35.7	16.44	21.66	75.9	10.57	31.57	42.15	23.49	19.23	0.15	7.94	14.33	5.70	109.8
Ind.	82	42.60	89.90	47.4	12.90	36.32	35.0	17.04	22.04	77.3	11.20	33.84	45.04	25.99	18.79	0.06	7.17	15.00	4.46	115.1
LA-C	82	39.51	85.76	46.1	12.98	37.05	35.0	16.22	21.01	77.2	9.73	31.77	41.50	25.67	17.78	0.05	8.82	15.04	4.29	108.2
LA-L	82	41.37	89.26	46.3	13.56	38.10	35.6	15.88	20.49	77.5	11.21	31.82	43.02	27.27	19.22	0.09	8.21	13.67	4.20	112.2
Mem.	82	41.89	91.82	45.6	14.17	39.39	36.0	18.90	24.55	77.0	11.52	32.01	43.54	27.04	20.16	0.05	8.66	15.15	5.49	116.9
Miami	82	41.26	88.56	46.6	13.63	37.91	36.0	13.89	17.90	77.6	10.73	33.94	44.67	26.54	16.95	0.07	7.54	13.82	4.66	110.0
Milw.	82	41.63	91.13	45.7	13.90	39.41	35.3	15.87	20.26	78.3	10.98	34.29	45.27	26.41	18.93	0.11	7.34	12.87	3.84	113.0
Minn.	82	40.48	87.96	46.0	12.68	35.96	35.3	15.66	20.41	76.7	11.05	31.84	42.89	24.78	19.16	0.10	8.38	14.70	4.49	109.3
N.O.	82	43.72	90.48	48.3	14.62	40.11	36.5	17.20	21.88	78.6	11.85	33.88	45.73	28.65	17.94	0.05	9.01	14.00	5.22	119.3
N.Y.	82	41.60	87.71	47.4	13.07	35.66	36.7	15.41	19.55	78.9	10.89	30.95	41.84	25.23	18.95	0.10	7.01	14.50	4.95	111.7
OKC.	82	37.91	86.95	43.6	13.46	39.33	34.2	18.34	23.68	77.4	11.61	33.26	44.87	24.61	18.11	0.06	7.70	17.02	4.78	107.6
Orl.	82	38.11	81.46	46.8	11.44	31.35	36.5	17.89	23.37	76.6	9.16	32.96	42.12	22.80	20.32	0.16	7.74	16.21	4.40	105.5
Phil.	82	42.38	86.80	48.8	14.23	37.61	37.8	16.85	21.23	79.4	11.54	33.99	45.52	28.26	18.66	0.13	7.44	15.99	5.12	115.8
Phoe.	82	42.60	90.07	47.3	14.18	38.35	37.0	17.24	21.83	79.0	11.52	32.66	44.18	27.26	18.40	0.13	8.49	12.21	4.01	116.6
Port.	82	41.59	88.27	47.1	12.71	35.17	36.1	17.99	22.51	79.9	11.93	32.32	44.24	26.18	19.29	0.07	9.52	15.00	5.52	113.9
Sac.	82	41.57	87.76	47.4	14.55	38.18	38.1	17.56	22.41	78.3	9.99	32.35	42.34	26.98	18.48	0.15	7.91	13.90	4.27	115.3
S.A.	82	43.84	92.52	47.4	14.35	39.34	36.5	14.65	18.54	79.0	12.10	34.07	46.17	28.08	17.41	0.02	8.10	13.67	4.34	116.7
Tor.	82	41.18	88.32	46.6																

Team Rankings

Team Ranks

Category	ATL	BOS	BRK	CHA	CHI	CLE	DAL	DEN	DET	GS	HOU	IND	LAC	LAL	MEM	MIA	MIL	MIN	NO	NY	OKC	ORL	PHI	PHO	POR	SAC	SA	TOR	UTA	WAS	
PPG	5	8	29	30	6	1	15	3	12	17	13	7	20	19	2	24	11	13	25	9	4	28	26	18	22	10	16	23	21	27	
FG%	14	19	29	30	15	2	10	21	13	25	21	3	6	9	8	18	4	16	24	5	7	27	23	11	26	12	17	20	22	28	
FT%	18	6	11	14	3	17	24	23	20	25	30	3	6	7	13	12	8	28	10	27	5	1	19	15	2	26	4	21	29	21	16
3PT%	18	10	25	28	12	2	15	5	17	16	21	9	7	14	13	11	1	4	24	8	6	30	27	3	26	19	20	23	22	29	
ORPG	9	10	18	6	25	13	24	12	11	5	1	29	23	27	3	26	30	15	7	19	20	14	22	28	2	16	17	4	8	21	
DRPG	23	7	29	16	1	5	17	3	12	19	8	22	10	20	4	9	2	13	26	25	6	28	30	18	27	14	21	24	11	15	
RPG	14	8	29	9	3	6	23	4	13	7	1	28	17	26	2	21	22	15	20	24	11	27	30	25	12	16	19	10	5	18	
APG	2	16	24	26	5	9	22	1	15	4	28	3	23	18	8	14	21	17	19	11	12	30	29	10	27	13	6	7	20	25	
SPG	2	29	20	26	24	14	21	17	19	4	10	9	3	22	7	15	27	18	8	13	1	6	5	28	11	25	12	16	30	23	
TPG	26	2	23	25	20	3	13	17	21	14	11	3	22	12	28	8	7	18	19	5	1	16	9	15	29	6	10	24	30	27	
BPG	12	5	26	21	18	27	7	15	9	17	13	6	20	22	3	30	19	14	10	29	2	1	23	16	8	25	4	28	24	11	
FG	22	2	28	16	6	11	8	6	27	23	20	15	14	5	29	1	9	12	13	4	25	26	19	10	21	17	3	30	18	24	
DQ/game	10	2	18	23	10	6	10	2	27	18	18	23	15	10	18	1	15	10	15	26	2	18	23	6	27	27	2	30	6	6	

Opponent Ranks

Category	ATL	BOS	BRK	CHA	CHI	CLE	DAL	DEN	DET	GS	HOU	IND	LAC	LAL	MEM	MIA	MIL	MIN	NO	NY	OKC	ORL	PHI	PHO	POR	SAC	SA	TOR	UTA	WAS
PPG	27	2	11	16	28	12	20	25	14	8	6	17	4	10	24	7	13	5	26	9	3	1	21	22	15	19	23	18	30	29
FG%	28	2	27	15	16	3	18	12	9	11	6	23	8	10	4	12	5	7	29	25	1	17	30	21	20	22	24	14	26	19
FT%	30	14	18	25	21	16	17	13	12	5	1	8	7	10	6	11	19	4	22	23	9	3	28	24	29	20	26	15	2	27
3PT%	28	3	17	8	2	13	18	22	25	19	11	9	5	10	15	14	7	6	21	26	1	23	29	17	16	30	24	4	12	20
ORPG	5	9	4	17	12	22	29	25	6	8	7	15	2	16	19	10	13	14	26	11	23	1	21	19	27	3	28	14	24	30
DRPG	18	15	21	24	29	8	16	1	7	19	3	22	4	5	9	24	28	6	23	2	17	14	26	13	10	11	27	12	30	
RPG	12	13	14	23	28	11	25	6	15	4	22	1	9	10	19	10	19	24	8	27	2	20	3	26	16	18	5	29	17	30
APG	24	3	19	16	28	8	20	29	6	10	2	12	9	22	18	15	14	5	27	7	4	1	25	21	13	17	23	11	30	26
SPG	28	2	13	22	14	10	15	21	24	8	12	4	23	17	20	7	5	18	25	3	1	9	6	19	29	11	15	27	30	26
TPG	3	27	12	23	28	14	24	25	9	5	16	11	10	20	7	19	26	13	17	14	1	2	4	29	6	18	20	8	30	22
BPG	15	1	27	23	18	8	12	19	17	24	28	10	6	4	25	13	2	11	21	16	14	8	19	3	26	5	7	29	30	21
FG	8	27	14	22	30	11	16	9	13	18	5	15	26	6	2	29	12	7	25	10	23	1	17	20	3	19	28	4	2	1
DQ/game	4	8	20	20	29	4	20	20	10	10	2	20	26	14	26	16	9	10	26	10	20	1	4	4	16	2	29	16	14	16

Combination Ranks

Category	ATL	BOS	BRK	CHA	CHI	CLE	DAL	DEN	DET	GS	HOU	IND	LAC	LAL	MEM	MIA	MIL	MIN	NO	NY	OKC	ORL	PHI	PHO	POR	SAC	SA	TOR	UTA	WAS
PPG Diff.	18	3	26	27	20	2	19	9	13	10	7	12	6	14	5	15	11	4	29	8	1	17	25	23	22	16	21	24	28	30
Off. Reb%	10	15	18	8	28	13	23	7	11	5	1	29	19	24	3	27	30	14	9	12	17	22	26	2	16	20	4	6	25	
Def. Reb%	9	8	13	21	4	15	25	17	7	11	6	20	1	18	14	10	5	12	27	19	16	2	30	23	28	3	26	24	22	29
Total Reb%	6	10	18	14	21	16	26	11	5	3	1	27	8	23	2	22	18	15	19	17	20	4	29	25	9	7	24	12	13	30

Miscellaneous Team Stats

TEAM	PPG		FG%		TPG		REBOUND PCT.			BELOW 100 PTS		OVERTIME		3 PTS OR LESS		10 PTS OR MORE	
	OWN	OPP.	OWN	OPP.	OWN	OPP.	OFF.	DEF.	TOT.	OWN	OPP.	W	L	W	L	W	L
Atlanta	118.2	119.3	47.2	48.1	15.5	16.0	263	760	511	7	2	2	2	8	6	20	21
Boston	116.3	107.2	46.2	45.0	11.9	12.8	257	760	508	7	20	4	2	8	3	41	7
Brooklyn	106.1	112.2	43.7	48.0	15.2	15.0	245	750	498	25	10	0	4	8	7	7	32
Charlotte	105.1	114.2	43.0	46.7	15.5	13.3	265	745	505	23	11	1	2	8	7	5	39
Chicago	117.8	119.4	47.0	46.7	14.7	12.6	223	766	494	7	5	2	1	6	4	23	26
Cleveland	121.9*	112.4	49.1	45.4	13.2	14.5	259	748	503	1	8	1	1	5	4	41	7
Dallas	114.2	115.4	47.9	46.9	14.0	13.2	233	731	482	11	11	0	2	5	8	17	24
Denver	120.8	116.9	50.6*	46.6	14.3	12.9	267	746	507	4	5	5	1	8	6	31	17
Detroit	115.5	113.6	47.6	46.1	14.9	15.1	262	760	511	8	13	2	3	8	6	23	17
Golden State	113.8	110.5	45.1	46.5	14.1	15.7	273	756	514	15	13	1	1	6	6	26	15
Houston	114.3	109.8	45.5	45.9	13.9	14.3	317*	762	539*	12	16	3	1	8	5	26	12
Indiana	117.4	115.1	48.8	47.4	13.2	15.0	213	745	479	5	10	5	1	6	2	25	17
L.A. Clippers	112.9	108.2	48.2	46.1	14.9	15.0	244	775*	510	12	20	3	2	5	7	32	14
L.A. Lakers	113.4	112.2	47.9	46.3	14.0	13.7	233	745	489	8	13	1	1	4	6	23	21
Memphis	121.7	116.8	47.9	45.6	15.7	15.2	287	749	518	1	7	1	0	9	6	31	15
Miami	110.6	110.0	46.5	46.6	13.6	13.8	223	758	491	16	17	3	5	3	11	22	18
Milwaukee	115.5	113.0	48.6	45.7	13.4	12.9	193	762	478	6	15	3	0	5	9	25	19
Minnesota	114.3	109.3	46.8	46.0	14.5	14.7	258	751	504	4	19	3	2	11	11	31	9
New Orleans	109.8	119.3	45.2	48.3	14.7	14.0	263	727	495	17	5	2	1	3	8	6	38
New York	115.8	111.7	48.6	47.4	13.3	14.5	260	745	502	8	16	6	2	7	3	31	19
Oklahoma City	120.5	107.6	48.2	43.6*	11.7*	17.0*	242	746	494	3	19	0	1	1	4	54	5
Orlando	105.4	105.5*	44.5	46.8	14.2	16.2	253	770	511	28	21	0	1	4	7	22	20
Philadelphia	109.6</																

League Leaders (Ratios)

Team Ratios

Assists Per Turnover

Name	AST	TO	RATIO
Oklahoma City	2202	961	2.29
Indiana	2388	1082	2.22
Boston	2144	973	2.20
Denver	2542	1169	2.17
Cleveland	2304	1082	2.13
New York	2254	1088	2.07
Golden State	2386	1152	2.07
San Antonio	2348	1138	2.06
Sacramento	2169	1092	1.99
Chicago	2383	1203	1.98
Phoenix	2277	1153	1.97
Miami	2166	1114	1.94
Atlanta	2426	1273	1.91
Milwaukee	2090	1097	1.91
Toronto	2340	1257	1.86
L.A. Lakers	2131	1145	1.85
Memphis	2330	1285	1.81
Minnesota	2142	1186	1.81
Dallas	2070	1151	1.80
Detroit	2165	1219	1.78
New Orleans	2119	1201	1.76
Philadelphia	1901	1117	1.70
Clippers	2064	1220	1.69
Houston	1914	1139	1.68
Brooklyn	2063	1244	1.66
Orlando	1887	1165	1.62
Washington	2058	1276	1.61
Charlotte	1994	1271	1.57
Portland	1952	1309	1.49
Utah	2093	1412	1.48

Steals Per Turnover

Name	STL	TO	RATIO
Oklahoma City	847	961	0.88
Philadelphia	752	1117	0.67
Golden State	771	1152	0.67
Indiana	694	1082	0.64
L.A. Clippers	773	1220	0.63
Atlanta	798	1273	0.63
Orlando	729	1165	0.63
Cleveland	670	1082	0.62
New York	671	1088	0.62
Boston	589	973	0.61
Houston	689	1139	0.60
Miami	668	1114	0.60
San Antonio	674	1138	0.59
New Orleans	701	1201	0.58
Sacramento	620	1092	0.57
Memphis	726	1285	0.56
Denver	656	1169	0.56
L.A. Lakers	633	1145	0.55
Dallas	636	1151	0.55
Minnesota	654	1186	0.55
Milwaukee	601	1097	0.55
Detroit	652	1219	0.53
Toronto	664	1257	0.53
Portland	678	1309	0.52
Chicago	621	1203	0.52
Phoenix	593	1153	0.51
Brooklyn	639	1244	0.51
Washington	623	1276	0.49
Charlotte	607	1271	0.48
Utah	555	1412	0.39

Player Ratios

Assists Per Turnover

Name	AST	TO	RATIO
Halliburton, Ind.	673	120	5.61
Jones, Pho.	429	91	4.71
Paul, S.A.	605	129	4.69
Conley, Min.	319	75	4.25
Butler, Mia.-G.S.	298	74	4.03
Payne, N.Y.	203	52	3.90
VanVleet, Hou.	333	87	3.83
Dinwiddie, Dal.	349	102	3.42
Pritchard, Bos.	279	83	3.36
DeRozan, Sac.	342	105	3.26
McConnell, Ind.	351	109	3.22
Jokic, Den.	716	230	3.11
Holiday, Bos.	239	77	3.10
Dosunmu, Chi.	208	69	3.01
Alvarado, N.O.	259	86	3.01
Kennard, Mem.	215	72	2.99
Podziemski, G.S.	220	75	2.93
Murray, Den.	403	138	2.92
Nembhard, Ind.	326	112	2.91
Brunson, N.Y.	475	164	2.90

Steals Per Turnover

Name	STL	TO	RATIO
Caruso, OKC.	87	37	2.35
Wallace, OKC.	120	59	2.03
Dunn, LA-C	128	74	1.73
Ellis, Sac.	121	71	1.70
Caldwell-Pope, Orl.	99	62	1.60
Eason, Hou.	97	65	1.49
Daniels, Atl.	229	155	1.48
Thompson, Det.	98	80	1.23
McDaniels, Min.	110	95	1.16
Oubre Jr., Phi.	92	80	1.15
VanVleet, Hou.	94	87	1.08
Anunoby, N.Y.	110	102	1.08
Camara, Por.	116	109	1.06
Braun, Den.	85	81	1.05
Vassell, S.A.	84	88	0.95
Haliburton, Ind.	105	120	0.88
Paul, S.A.	103	129	0.80
McConnell, Ind.	83	109	0.76
Hart, N.Y.	119	158	0.75
Pippen Jr., Mem.	103	138	0.75

Season Transactions

6/26: Selected Reed Sheppard with the third overall pick in the 2024 NBA Draft; completed a trade with Brooklyn involving future draft assets... **6/27:** Drafted Pelle Larsson with the 44th overall pick in the 2024 NBA Draft and traded his rights to Atlanta in exchange for AJ Griffin as part of a three-team deal with Miami... **7/3:** Re-signed Nate Williams to a two-way contract... **7/5:** Re-signed Nate Hinton and Jermaine Samuels Jr.... **7/6:** Re-signed Aaron Holiday... **7/9:** Signed N'Faly Dante to a two-way contract... **7/25:** Signed Jack McVeigh to a two-way contract... **9/20:** Waived Griffin... **10/1:** Signed Thon Maker and Markquis Nowell... **10/14:** Waived Maker and Nowell... **10/18:** Signed Matt Bradley... **10/19:** Waived Bradley, Hinton and Samuels... **2/6:** Acquired Jaden Springer from Boston along with a 2030 second round pick and a protected second round pick in 2027 in exchange for a protected second round pick in 2031; Waived Springer; Acquired Cody Zeller and a 2028 second round pick, which originally belonged to them, from Atlanta in exchange for the draft rights to Alpha Kaba... **3/2:** Waived Zeller; Converted Williams to standard contract... **3/3:** Signed David Roddy to a two-way contract.

2025-26 NBA Key Dates

- Oct. 20: Rosters set for NBA Opening Day (5 p.m. ET)
- Oct. 21: Start of the 2025-26 NBA Regular Season
- Oct. 31: Emirates NBA Cup 2025 – Group Play tips off
- Nov. 28: Emirates NBA Cup 2025 – Group Play concludes
- Dec. 9-10: Emirates NBA Cup 2025 – Knockout Rounds (Quarterfinals)
- Dec. 13: Emirates NBA Cup 2025 – Semifinals (Las Vegas, NV)
- Dec. 16: Emirates NBA Cup 2025 – Championship (Las Vegas, NV)
- Jan. 5: 10-day contracts may now be signed
- Jan. 10: All NBA contracts are guaranteed for the remainder of the season
- Feb. 5: NBA Trade Deadline (3 p.m. ET)
- Feb. 13-15: 2026 NBA All-Star in Los Angeles, CA
- March 1: Playoff eligibility waiver deadline
- April 12: Regular season ends
- April 13: Rosters set for NBA Playoffs 2026 (3 p.m. ET)

**If the Rockets
make three 3's
in the 3rd, fans
score a 3 ct
Chick-n-Strip™
reward in the app**



**Download the
Chick-fil-A App**

*Terms apply. Offer available at Houston Rockets home games only. Subject to availability.
© 2025 CFA Properties, Inc. Chick-fil-A® is a registered trademark of CFA Properties, Inc.

Records



Rockets All-Time Leaders

Points

Player	Yrs	G	FGM	FGA	3FGM	3FGA	FTM	FTA	Pts.	Avg.
1. Hakeem Olajuwon	17	1,177	10,555	20,573	25	122	5,376	7,537	26,511	22.5
2. James Harden	9	621	5,391	12,169	2,029	5,602	5,554	6,444	18,365	29.6
3. Calvin Murphy	13	1,002	7,247	15,030	10	72	3,445	3,864	17,949	17.9
4. Rudy Tomjanovich	11	768	5,630	11,240	34	130	2,089	2,666	13,383	17.4
5. Elvin Hayes	7	572	4,725	10,614	2	11	2,310	3,500	11,762	20.6
6. Moses Malone	6	464	4,047	7,879	1	15	3,024	4,108	11,119	24.0
7. Yao Ming	9	486	3,380	6,445	2	10	2,485	2,984	9,247	19.0
8. Robert Reid	10	762	3,747	8,031	76	270	1,253	1,710	8,823	11.6
9. Mike Newlin	8	604	3,191	6,917	—	—	2,098	2,428	8,480	14.0
10. Otis Thorpe	7	518	3,215	5,747	3	33	1,744	2,604	8,177	15.8

Scoring Average

(min. 75 GP with Rockets)

Player	G	Points	Avg.
1. James Harden	621	18,365	29.6
2. Moses Malone	464	11,119	24.0
3. Tracy McGrady	303	6,888	22.7
4. Hakeem Olajuwon	1,177	26,511	22.5
5. Kevin Martin	144	3,068	21.3
6. Elvin Hayes	572	11,762	20.6
7. Jalen Green	307	6,173	20.1
8. Ralph Sampson	305	5,995	19.7
9. Don Kojis	206	4,037	19.6
10. Christian Wood	109	2,078	19.1

Rebounding Average

(min. 75 GP with Rockets)

Player	G	Reb.	Avg.
1. Moses Malone	464	6,959	15.0
2. Charles Barkley	183	2,235	12.2
Elvin Hayes	572	6,974	12.2
4. Dwight Howard	183	2,132	11.7
5. Hakeem Olajuwon	1,177	13,382	11.4
6. Ralph Sampson	305	3,189	10.5
7. Omer Asik	130	1,334	10.3
8. Otto Moore	95	952	10.0
9. Christian Wood	109	1,081	9.9
10. Otis Thorpe	518	5,010	9.7
Clint Capela	334	3,243	9.7

Assists Average

(min. 75 GP with Rockets)

Player	G	Ast.	Avg.
1. Chris Paul	116	930	8.0
2. James Harden	621	4,796	7.7
3. John Lucas Jr.	325	2,358	7.3
4. Fred VanVleet	133	922	6.9
5. Steve Francis	384	2,411	6.3
6. Kevin Porter Jr.	146	878	6.0
7. Art Williams	238	1,418	6.0
8. Rafer Alston	267	1,519	5.7
9. Tracy McGrady	303	1,699	5.6
Kyle Lowry	218	1,212	5.6

Field Goal Percentage

(min. 350 made)

Player	FGM	FGA	Pct.
1. Clint Capela	1,766	2,785	.634
2. Dwight Howard	1,096	1,823	.601
3. Nene	441	752	.586
4. Carl Landry	677	1,189	.569
5. Otis Thorpe	3,215	5,747	.559
6. Chucky Brown	405	729	.556
7. Amen Thompson	627	1,143	.549
8. KJ Martin	851	1,561	.545
9. Omer Asik	433	804	.539
10. Kelvin Cato	764	1,455	.525
Lewis Lloyd	1,853	3,531	.525

Free Throw Percentage

(min. 150 made)

Player	FTM	FTA	Pct.
1. Rick Barry	303	322	.941
2. Kevin Martin	925	1,033	.895
3. Calvin Murphy	3,445	3,864	.892
4. Chris Paul	378	424	.892
5. Jimmy Walker	244	277	.881
6. Steve Harris	176	200	.880
7. Jon McGlocklin	156	180	.867
8. Mike Newlin	2,098	2,428	.864
9. James Harden	5,554	6,444	.862
10. Mario Elie	748	870	.860
Purvis Short	283	329	.860

3-Point Field Goal Percentage

(min. 100 made)

Player	3PM	3PA	Pct.
1. Kenny Smith	521	1,280	.407
2. Courtney Lee	158	391	.404
3. Walt Williams	278	692	.402
4. Metta World Peace	153	383	.399
5. Ryan Anderson	336	850	.395
6. Luther Head	383	977	.392
7. Aaron Holiday	156	398	.392
8. Jim Jackson	216	552	.391
9. Matt Bullard	557	1,432	.389
10. Shane Battier	576	1,483	.388

Steals Average

(min. 75 GP with Rockets)

Player	G	Stl.	Avg.
1. Clyde Drexler	219	412	1.88
2. Trevor Ariza	315	585	1.86
3. Chris Paul	116	210	1.81
4. Hakeem Olajuwon	1,177	2,088	1.77
5. James Harden	621	1,087	1.75

Blocked Shots Average

(min. 75 GP with Rockets)

Player	G	Blk.	Avg.
1. Hakeem Olajuwon	1,177	3,740	3.18
2. Ralph Sampson	305	585	1.92
3. Yao Ming	486	920	1.89
4. Eddie Griffin	150	245	1.63
Moses Malone	464	758	1.63

Rockets All-Time Leaders

Years

1. Hakeem Olajuwon	17
2. Calvin Murphy	13
3. Rudy Tomjanovich	11
4. Robert Reid	10
Allen Leavell	10
6. Matt Bullard	9
James Harden	9
Yao Ming	9
9. Mike Newlin	8
10. Chuck Hayes	7
Elvin Hayes	7
Otis Thorpe	7
Moochie Norris	7
Eric Gordon	7

Games

1. Hakeem Olajuwon	1,177
2. Calvin Murphy	1,002
3. Rudy Tomjanovich	768
4. Robert Reid	762
5. Allen Leavell	700
6. James Harden	621
7. Mike Newlin	604
8. Elvin Hayes	572
9. Matt Bullard	538
10. Otis Thorpe	518

Minutes

1. Hakeem Olajuwon	42,844
2. Calvin Murphy	30,607
3. Rudy Tomjanovich	25,714
4. James Harden	23,006
5. Robert Reid	21,718
6. Elvin Hayes	20,782
7. Otis Thorpe	18,631
8. Moses Malone	17,780
9. Mike Newlin	17,646
10. Cuttino Mobley	16,343

Rebounds

1. Hakeem Olajuwon	13,382
2. Elvin Hayes	6,974
3. Moses Malone	6,959
4. Rudy Tomjanovich	6,198
5. Otis Thorpe	5,010
6. Yao Ming	4,494
7. James Harden	3,736
8. Robert Reid	3,706
9. Clint Capela	3,243
10. Ralph Sampson	3,189

Assists

1. James Harden	4,796
2. Calvin Murphy	4,402
3. Allen Leavell	3,339
4. Hakeem Olajuwon	2,992
5. Mike Newlin	2,581
6. Kenny Smith	2,457
7. Steve Francis	2,411
8. Sleepy Floyd	2,363
9. John Lucas Jr.	2,358
10. Robert Reid	2,253

Steals

1. Hakeem Olajuwon	2,088
2. Calvin Murphy	1,165
3. James Harden	1,087
4. Allen Leavell	929
5. Robert Reid	881
6. Trevor Ariza	683
7. Steve Francis	619
8. Vernon Maxwell	559
9. Cuttino Mobley	526
10. Sleepy Floyd	470

Blocked Shots

1. Hakeem Olajuwon	3,740
2. Yao Ming	920
3. Moses Malone	758
4. Ralph Sampson	585
5. Clint Capela	491
6. Kelvin Cato	431
7. Kevin Kunnert	413
8. James Harden	390
9. Robert Reid	364
10. Shane Battier	351

Field Goals Made

1. Hakeem Olajuwon	10,555
2. Calvin Murphy	7,247
3. Rudy Tomjanovich	5,630
4. James Harden	5,391
5. Elvin Hayes	4,725
6. Moses Malone	4,047
7. Robert Reid	3,747
8. Yao Ming	3,380
9. Otis Thorpe	3,215
10. Mike Newlin	3,191

Field Goals Attempted

1. Hakeem Olajuwon	20,573
2. Calvin Murphy	15,030
3. James Harden	12,169
4. Rudy Tomjanovich	11,240
5. Elvin Hayes	10,614
6. Robert Reid	8,031
7. Moses Malone	7,879
8. Mike Newlin	6,917
9. Yao Ming	6,445
10. Cuttino Mobley	6,141

3-Pointers Made

1. James Harden	2,029
2. Eric Gordon	1,054
3. Trevor Ariza	876
4. Jalen Green	779
5. Vernon Maxwell	730
6. Cuttino Mobley	672
7. Shane Battier	576
8. Matt Bullard	557
9. Kenny Smith	521
10. Rafer Alston	517

3-Pointers Attempted

1. James Harden	5,602
2. Eric Gordon	2,928
3. Trevor Ariza	2,478
4. Jalen Green	2,278
5. Vernon Maxwell	2,241
6. Cuttino Mobley	1,807
7. Shane Battier	1,483
8. Rafer Alston	1,478
9. Tracy McGrady	1,464
10. Matt Bullard	1,432

Free Throws Made

1. James Harden	5,554
2. Hakeem Olajuwon	5,376
3. Calvin Murphy	3,445
4. Moses Malone	3,024
5. Yao Ming	2,485
6. Elvin Hayes	2,310
7. Mike Newlin	2,098
8. Rudy Tomjanovich	2,089
9. Steve Francis	1,797
10. Otis Thorpe	1,744

Free Throws Attempted

1. Hakeem Olajuwon	7,537
2. James Harden	6,444
3. Moses Malone	4,108
4. Calvin Murphy	3,864
5. Elvin Hayes	3,500
6. Yao Ming	2,984
7. Rudy Tomjanovich	2,666
8. Otis Thorpe	2,604
9. Mike Newlin	2,428
10. Steve Francis	2,278

Personal Fouls

1. Hakeem Olajuwon	4,236
2. Calvin Murphy	3,250
3. Robert Reid	2,502
4. Rudy Tomjanovich	1,937
5. Mike Newlin	1,916

Disqualifications

1. Hakeem Olajuwon	80
2. Calvin Murphy	53
3. Kevin Kunnert	47
4. Ralph Sampson	45
5. Robert Reid	34

Turnovers

1. Hakeem Olajuwon	3,569
2. James Harden	2,763
3. Moses Malone	1,448
4. Steve Francis	1,399
5. Allen Leavell	1,324

Double-Doubles

1. Hakeem Olajuwon	771
2. Moses Malone	386
3. Elvin Hayes	357
4. Otis Thorpe	225
5. Rudy Tomjanovich	222

Rockets 40-Point Club



James Harden (98 Games; 50+ only below)

Date	Opponent	FGM-A	FTM-A	TP
Mar. 22, 2019	vs. San Antonio	19-34	14-17	61
Jan. 23, 2019	at New York	17-38	22-25	61
Nov. 30, 2019	vs. Atlanta	16-24	20-23	60
Jan. 30, 2018	vs. Orlando	19-30	17-18	60
Nov. 30, 2019	at Washington	18-32	17-18	59
Feb. 28, 2019	vs. Miami	16-32	18-18	58
Jan. 16, 2019	vs. Brooklyn	16-34	21-23	58
Mar. 30, 2019	at Memphis	18-39	12-12	57
Jan. 14, 2019	vs. Memphis	17-33	17-18	57
Nov. 5, 2017	vs. Utah	19-25	11-12	56
Dec. 11, 2019	at Cleveland	20-34	5-5	55
Nov. 26, 2018	at Washington	17-32	13-15	54
Dec. 13, 2019	at Orlando	19-31	6-6	54
Dec. 31, 2016	vs. New York	14-26	16-18	53
Dec. 22, 2017	vs. L.A. Clippers	15-28	15-16	51
Dec. 20, 2017	vs. L.A. Lakers	15-27	17-21	51
Jan. 27, 2017	at Philadelphia	16-28	13-14	51
Apr. 1, 2015	vs. Sacramento	16-25	11-13	51
Mar. 30, 2019	vs. Sacramento	13-31	17-18	50
Dec. 13, 2018	vs. L.A. Lakers	14-26	18-19	50
Nov. 27, 2015	vs. Philadelphia	14-28	16-20	50
Mar. 19, 2019	vs. Denver	12-27	22-25	50
Dec. 3, 2015	at San Antonio	11-37	24-24	50

Hakeem Olajuwon (32 Games)

Date	Opponent	FGM-A	FTM-A	TP
Apr. 19, 1990	vs. Denver	21-34	10-13	52
Jan. 18, 1996	vs. Boston	20-37	11-14	51
Jan. 30, 1997	vs. Denver	24-40	0-0	48
Jan. 13, 1995	vs. San Antonio	21-35	5-7	47
Mar. 23, 1996	vs. Minnesota	16-23	14-18	46
Apr. 10, 1993	vs. San Antonio	16-30	13-13	45
Jan. 13, 1994	at Washington	16-27	13-14	45
Mar. 29, 1997	vs. Denver	19-24	16-17	45
Dec. 30, 1986	at L.A. Clippers	14-27	6-8	44
Apr. 8, 1989	at Miami	15-29	13-19	43
Nov. 9, 1994	at Indiana	15-25	13-18	43
Dec. 6, 1984	at Golden State	18-22	6-9	42

Jan. 16, 1993	vs. New York	15-26	12-14	42
Apr. 6, 1993	vs. L.A. Clippers	17-25	8-11	42
Apr. 12, 1994	vs. Minnesota	18-29	6-7	42
Dec. 29, 1994	vs. Golden State	12-25	14-18	42
Feb. 29, 1996	vs. Philadelphia	15-25	12-17	42
Mar. 10, 1996	at Vancouver	16-26	10-11	42
Nov. 5, 1985	vs. Portland	14-25	13-17	41
Dec. 20, 1989	at Golden State	15-23	11-15	41
Mar. 1, 1990	vs. Phoenix	15-30	11-11	41
Mar. 15, 1994	vs. Portland	17-24	7-8	41
Jan. 3, 1995	at Dallas	16-28	9-10	41
Jan. 14, 1995	at Denver	16-26	9-10	41
Feb. 2, 1995	vs. Utah	15-22	11-15	41
Jan. 25, 1997	vs. Utah	14-29	12-14	41
Mar. 14, 1989	at Sacramento	14-28	12-16	40
Feb. 11, 1992	at Seattle	16-22	8-8	40
Jan. 3, 1993	at Portland	16-22	8-10	40
Jan. 22, 1994	vs. Utah	13-25	14-19	40
Mar. 7, 1995	vs. Phoenix	16-23	8-10	40
Feb. 19, 1996	vs. Sacramento	17-35	6-8	40

Elvin Hayes (26 Games)

Date	Opponent	FGM-A	FTM-A	TP
Nov. 13, 1968	vs. Detroit	20-45	14-17	54
Nov. 20, 1970	vs. Seattle	18-35	14-16	50
Jan. 30, 1970	vs. Seattle	18-35	13-19	49
Nov. 25, 1970	at Cincinnati	17-30	14-15	48
Feb. 25, 1970	at Boston	17-34	12-16	46
Nov. 22, 1968	at Seattle	19-36	7-8	45
Nov. 7, 1970	at San Francisco	19-38	7-10	45
Jan. 30, 1971	at Cincinnati	15-28	14-23	44
Dec. 21, 1971	at Portland	18-28	8-9	44
Dec. 30, 1971	vs. Atlanta	16-26	10-15	42
Jan. 11, 1972	at Seattle	17-33	8-10	42
Nov. 22, 1969	vs. Boston	16-34	9-10	41
Feb. 14, 1970	vs. San Francisco	16-23	9-14	41
Feb. 3, 1971	vs. Milwaukee	15-34	11-16	41
Nov. 12, 1968	at Chicago	15-29	10-16	40
Dec. 18, 1968	at Detroit	16-26	8-12	40
Dec. 27, 1968	vs. New York	16-31	8-10	40
Dec. 28, 1968	at Phoenix	16-31	8-11	40
Jan. 29, 1969	vs. L.A. Lakers	16-35	8-10	40
Dec. 6, 1969	vs. L.A. Lakers	16-24	8-10	40
Feb. 20, 1970	at Phoenix	17-28	6-9	40
Mar. 12, 1970	at Cincinnati	17-27	6-11	40
Oct. 22, 1970	vs. Cleveland	17-27	6-8	40
Oct. 28, 1970	at Cleveland	16-27	8-10	40
Dec. 13, 1970	at Cleveland	16-35	8-11	40
Jan. 1, 1971	at L.A. Lakers	19-41	2-4	40

Moses Malone (22 Games)

Date	Opponent	FGM-A	FTM-A	TP
Feb. 2, 1982	vs. San Diego	19-30	15-18	53
Mar. 11, 1981	vs. Golden State	20-28	11-12	51
Mar. 13, 1982	vs. Portland	17-26	15-19	49
Feb. 7, 1982	at Kansas City	18-28	11-15	47
Mar. 26, 1982	at Seattle	19-33	8-11	46
Feb. 18, 1979	at New Jersey	14-23	17-19	45
Nov. 13, 1979	at Chicago	17-25	11-13	45
Feb. 5, 1982	vs. Phoenix	17-26	11-14	45
Oct. 17, 1979	vs. Indiana	16-22	12-14	44
Feb. 17, 1982	at Cleveland	15-26	14-17	44
Feb. 27, 1982	at Dallas	15-26	14-17	44
Feb. 26, 1982	vs. Golden State	13-28	17-20	43
Mar. 2, 1982	vs. San Antonio	13-27	17-22	43
Oct. 31, 1981	at San Diego	15-25	12-14	42
Dec. 26, 1981	at Utah	17-24	8-10	42
Oct. 21, 1980	vs. Denver	12-20	17-21	41
Nov. 15, 1980	at Seattle	15-22	11-15	41
Jan. 14, 1981	vs. Chicago	17-27	7-9	41
Mar. 25, 1982	at Portland	17-31	7-10	41
Jan. 8, 1980	at Cleveland	18-32	4-5	40
Nov. 28, 1980	at San Antonio	14-21	12-15	40
Jan. 2, 1981	at Dallas	13-25	14-19	40

Rockets 40-Point Club

Tracy McGrady (15 Games)

Date	Opponent	FGM-A	FTM-A	TP
Dec. 2, 2004	at Dallas	19-36	4-7	48
Nov. 1, 2007	at Utah	17-27	11-14	47
Jan. 9, 2005	at Denver	15-26	10-14	45
Jan. 16, 2007	at Dallas	17-29	7-9	45
Mar. 28, 2005	at Utah	15-21	11-16	44
Apr. 5, 2005	at Golden State	18-34	6-6	44
Jan. 5, 2007	vs. Utah	14-31	13-16	44
Jan. 22, 2006	at Detroit	17-33	7-8	43
Dec. 31, 2004	vs. Milwaukee	13-24	13-16	42
Jan. 23, 2006	at Milwaukee	17-32	4-4	41
Nov. 13, 2007	at Memphis	16-28	6-10	41
Mar. 8, 2008	vs. New Orleans	17-27	4-4	41
Feb. 4, 2005	at Minnesota	11-26	14-18	40
Apr. 8, 2007	at Sacramento	14-28	9-12	40
Dec. 1, 2007	at Sacramento	14-30	7-8	40

Jalen Green (9 Games)

Date	Opponent	FGM-A	FTM-A	TP
Jan. 13, 2025	vs. Memphis	13-18	11-11	42
Mar. 19, 2024	at Washington	12-21	11-13	42
Jan. 23, 2023	vs. Minnesota	15-25	6-10	42
Nov. 11, 2024	at Philadelphia	12-20	13-14	41
Apr. 10, 2022	vs. Atlanta	14-26	9-11	41
Mar. 23, 2024	vs. Utah	15-22	4-4	41
Jan. 18, 2023	vs. Charlotte	16-24	5-6	41
Feb. 8, 2023	vs. Sacramento	14-22	7-9	41
Mar. 19, 2023	vs. New Orleans	11-22	14-14	40

Calvin Murphy (7 Games)

Date	Opponent	FGM-A	FTM-A	TP
Mar. 18, 1978	vs. New Jersey	24-40	9-12	57*
Mar. 10, 1978	vs. Washington	21-38	4-4	46
Dec. 28, 1974	vs. Buffalo	18-25	9-10	45
Apr. 7, 1978	vs. New Orleans	17-32	8-8	42
Jan. 3, 1981	vs. Denver	16-27	10-10	42
Jan. 7, 1978	at Atlanta	18-31	5-6	41
Oct. 31, 1975	at Detroit	15-23	10-10	40

Russell Westbrook (4 Games)

Date	Opponent	FGM-A	FTM-A	TP
Dec. 19, 2019	at L.A. Clippers	13-31	12-13	40
Jan. 24, 2020	at Minnesota	16-27	13-13	45
Feb. 6, 2020	at L.A. Lakers	17-28	6-8	41
Feb. 29, 2020	at Boston	16-27	8-12	43

Clyde Drexler (4 Games)

Date	Opponent	FGM-A	FTM-A	TP
Nov. 5, 1997	at L.A. Clippers	15-25	10-11	43
Mar. 30, 1995	at L.A. Clippers	12-23	14-18	41
Dec. 2, 1995	vs. Charlotte	17-23	2-4	41
Apr. 6, 1995	at Golden State	14-22	10-14	40

Ralph Sampson (4 Games)

Date	Opponent	FGM-A	FTM-A	TP
Nov. 17, 1984	vs. San Antonio	19-27	5-6	43
Feb. 7, 1985	vs. Golden State	17-24	8-12	42
Feb. 8, 1984	at Philadelphia	16-26	9-10	41
Feb. 16, 1985	at Cleveland	13-25	15-17	41

Cuttino Mobley (3 Games)

Date	Opponent	FGM-A	FTM-A	TP
Jan. 18, 2001	at Golden State	14-26	11-13	41
Jan. 24, 2002	vs. New Jersey	13-24	12-12	41
Feb. 23, 2002	vs. Boston	13-26	10-10	40

Rudy Tomjanovich (3 Games)

Date	Opponent	FGM-A	FTM-A	TP
Jan. 13, 1974	vs. Buffalo	16-27	10-13	42
Dec. 6, 1974	vs. Boston	19-31	3-3	41
Jan. 12, 1977	vs. Boston	17-27	6-8	40

Kevin Martin (2 Games)

Date	Opponent	FGM-A	FTM-A	TP
Jan. 5, 2011	vs. Portland	13-18	13-15	45
Dec. 11, 2010	vs. Cleveland	12-19	13-14	40

Vernon Maxwell (2 Games)

Date	Opponent	FGM-A	FTM-A	TP
Jan. 26, 1991	vs. Cleveland	14-25	19-22	51
Apr. 5, 1991	at Denver	14-25	9-10	45

Yao Ming (2 Games)

Date	Opponent	FGM-A	FTM-A	TP
Feb. 22, 2004	vs. Atlanta	15-21	11-13	41
Dec. 20, 2004	vs. Toronto	13-16	14-18	40

One Game Each (19 Rockets)

Player	Date	Opponent	FGM-A	FTM-A	TP
Eric Gordon	Jan. 27, 2020	at Utah	14-22	16-20	50
Kevin Porter Jr.	April 29, 2021	vs. Milwaukee	16-26	9-11	50
Mike Dunleavy	Dec. 6, 1980	vs. Denver	19-30	10-13	48
Alperen Sengun	Mar. 5, 2024	vs. San Antonio	19-32	5-7	45
Steve Francis	Jan. 17, 2003	vs. L.A. Lakers	12-21	14-17	44
Luis Scola	Mar. 13, 2010	vs. New Jersey	20-25	4-6	44
Charles Barkley	Nov. 29, 1997	at Golden State	15-20	12-14	43
Stu Lantz	Oct. 20, 1970	vs. Phoenix	16-27	11-13	43
Aaron Brooks	Jan. 13, 2010	vs. Minnesota	14-30	9-12	43
Jim Barnett	Feb. 18, 1970	vs. Seattle (at Eugene)	18-29	6-10	42
Henry Finkel	Mar. 7, 1968	vs. L.A. Lakers	13-22	16-18	42
Allen Leavell	Feb. 2, 1983	vs. Denver	14-26	11-12	42
Fred VanVleet	Apr. 11, 2024	at Utah	12-30	9-10	42
Kenny Smith	Dec. 26, 1993	at L.A. Lakers	16-24	6-6	41
Austin Rivers	Aug. 9, 2020	at Sacramento	14-20	7-8	41
Eric Floyd	Feb. 26, 1991	at Denver	16-25	7-7	40
Robert Horry	Nov. 16, 1995	at Milwaukee	16-26	0-1	40
Don Kojis	Dec. 3, 1969	vs. Chicago	17-19	6-6	40
Otis Thorpe	Dec. 7, 1993	vs. Charlotte	14-19	12-12	40

Opponents 40-Point Club

Kobe Bryant (8 Games)

Date	Team	FGM-A	FTM-A	TP
Dec. 15, 2006	at L.A. Lakers	17-38	14-16	53
Mar. 30, 2007	at L.A. Lakers	19-44	12-14	53
Feb. 18, 2003	at L.A. Lakers	19-28	11-11	52
Nov. 17, 2002	at L.A. Lakers	18-37	9-11	46
Dec. 21, 2000	L.A. Lakers	20-26	4-6	45
Oct. 30, 2007	at L.A. Lakers	13-32	18-27	45
Apr. 2, 2006	at L.A. Lakers	19-32	2-2	43
Nov. 4, 2009	L.A. Lakers	15-30	11-15	41

Kareem Abdul-Jabbar (7 Games)

Date	Team	FGM-A	FTM-A	TP
Jan. 25, 1973	Milwaukee	24-32	0-0	48
Feb. 6, 1986	L.A. Lakers	21-30	4-4	46
Mar. 3, 1974	Milwaukee	19-33	6-9	44
Mar. 16, 1986	at L.A. Lakers	16-24	11-16	43
Mar. 18, 1972	Milwaukee	17-27	8-12	42
Feb. 3, 1978	Milwaukee	17-30	7-8	41
Feb. 5, 1985	L.A. Lakers	16-29	8-9	40

George Gervin (5 Games)

Date	Team	FGM-A	FTM-A	TP
Mar. 30, 1979	at San Antonio	15-24	16-18	46
Dec. 30, 1981	at San Antonio	17-33	8-9	42
Jan. 25, 1985	San Antonio	21-26	0-0	42
Feb. 12, 1980	at San Antonio	15-25	8-8	41
Jan. 13, 1984	at San Antonio	15-26	10-12	40

Michael Jordan (5 Games)

Date	Team	FGM-A	FTM-A	TP
Jan. 18, 1998	at Chicago	16-29	11-12	45
Dec. 12, 1987	at Chicago	16-28	12-12	44
Mar. 16, 1987	Chicago	15-28	14-14	44
Jan. 15, 1987	at Chicago	17-43	8-9	43
Apr. 5, 1998	Chicago	18-31	3-5	40

Luka Dončić (4 Games)

Date	Team	FGM-A	FTM-A	TP
Dec. 23, 2022	Dallas	17-30	10-12	50
Mar. 31, 2024	Dallas	18-30	2-5	47
Nov. 28, 2023	at Dallas	15-29	8-9	41
Nov. 24, 2019	Dallas	15-30	6-8	41

Jerry West (4 Games)

Date	Team	FGM-A	FTM-A	TP
Feb. 3, 1968	L.A. Lakers	15-25	12-15	42
Nov. 29, 1970	at L.A. Lakers	16-27	9-10	41
Jan. 1, 1971	at L.A. Lakers	17-34	7-8	41
Dec. 30, 1968	L.A. Lakers	15-30	10-13	40

Julius Erving (3 Games)

Date	Team	FGM-A	FTM-A	TP
Oct. 13, 1979	at Philadelphia	15-22	14-14	44
Feb. 8, 1984	at Philadelphia	15-25	11-13	42
Nov. 23, 1979	Philadelphia	17-29	7-7	41

Gail Goodrich (3 Games)

Date	Team	FGM-A	FTM-A	TP
Mar. 9, 1969	at Phoenix	16-32	15-18	47
Feb. 5, 1974	L.A. Lakers	18-29	8-10	44
Dec. 8, 1971	L.A. Lakers	16-29	10-12	42

Allen Iverson (3 Games)

Date	Team	FGM-A	FTM-A	TP
Jan. 15, 2002	at Philadelphia	21-42	14-14	58
Feb. 3, 2000	Philadelphia	16-25	7-12	40
Mar. 1, 2006	Philadelphia	16-29	7-9	40

Bob McAdoo (3 Games)

Date	Team	FGM-A	FTM-A	TP
Mar. 18, 1975	Buffalo	22-31	7-9	51
Mar. 28, 1973	Buffalo (at S.A.)	20-36	5-6	45
Mar. 22, 1975	at Buffalo	18-30	6-9	42

Geoff Petrie (3 Games)

Date	Team	FGM-A	FTM-A	TP
Jan. 20, 1973	Portland	19-35	13-14	51
Mar. 16, 1973	at Portland	19-28	13-16	51
Mar. 7, 1971	Portland	16-32	8-9	40

Giannis Antetokounmpo (3 Games)

Date	Team	FGM-A	FTM-A	TP
Jan. 6, 2024	Milwaukee	16-25	15-21	48
Oct. 22, 2022	at Milwaukee	17-21	8-13	44
Dec. 10, 2021	Milwaukee	15-20	10-14	41

Carmelo Anthony (3 Games)

Date	Team	FGM-A	FTM-A	TP
Feb. 7, 2011	at Denver	16-24	16-18	50
Mar. 15, 2010	Denver	18-35	6-7	45
Nov. 14, 2013	at New York	17-30	9-11	45

Trae Young (3 Games)

Date	Team	FGM-A	FTM-A	TP
Nov. 25, 2022	Atlanta	13-28	14-16	44
Jan. 8, 2020	at Atlanta	11-30	16-18	42
Dec. 12, 2021	at Atlanta	14-22	8-9	41

Nate Archibald (2 Games)

Date	Team	FGM-A	FTM-A	TP
Nov. 18, 1972	Kansas City	17-34	17-18	51
Feb. 13, 1973	at Kansas City	22-33	5-5	49

Gilbert Arenas (2 Games)

Date	Team	FGM-A	FTM-A	TP
Jan. 3, 2006	at Washington	13-25	13-16	44
Dec. 9, 2006	at Washington	13-30	8-13	41

Larry Bird (2 Games)

Date	Team	FGM-A	FTM-A	TP
Mar. 17, 1985	at Boston	17-32	14-15	48
Feb. 9, 1988	Boston	17-27	9-10	44

Tom Chambers (2 Games)

Date	Team	FGM-A	FTM-A	TP
Jan. 6, 1988	at Seattle	15-23	15-15	46
Mar. 10, 1987	Seattle	14-27	11-12	42

Adrian Dantley (2 Games)

Date	Team	FGM-A	FTM-A	TP
Jan. 4, 1984	Utah (at Las Vegas)	9-15	28-29	46
Nov. 14, 1980	at Utah	16-27	11-11	43

Anthony Edwards (2 Games)

Date	Team	FGM-A	FTM-A	TP
Jan. 21, 2023	at Minnesota	17-29	2-2	44
Feb. 6, 2025	at Minnesota	11-25	14-15	41

Monta Ellis (2 Games)

Date	Team	FGM-A	FTM-A	TP
Oct. 27, 2010	at Golden State	18-24	9-12	46
Dec. 20, 2010	at Golden State	15-20	11-14	44

Alex English (2 Games)

Date	Team	FGM-A	FTM-A	TP
Nov. 19, 1985	at Denver	21-30	12-12	54
Dec. 30, 1985	at Denver	17-33	8-11	42

Opponents 40-Point Club

Klay Thompson (2 Games)

Date	Team	FGM-A	FTM-A	TP
Feb. 24, 2023	at Golden State	12-19	6-6	42
Nov. 20, 2022	Golden State	14-23	3-4	41

One Game Each (82 Opponents)

Player	Date	Team	TP
Damian Lillard	2/26/23	at POR	71
Dirk Nowitzki	12/2/04	at DAL	53
Rick Barry	1/17/73	GS (at S.A.)	51
Phil Smith	12/11/76	at GS	51
Corey Brewer	4/11/14	at MIN	51
Dana Barros	3/14/95	at PHI	50
Ja Morant	10/21/22	MEM	49
Lauri Markkanen	1/5/23	UTA	49
Cazzie Russell	12/11/73	at GS	49
Lou Hudson	3/11/70	at ATL	48
LeBron James	1/16/23	at LAL	48
Mike Woodson	2/20/83	KC	48
Mitch Richmond	12/15/95	SAC	47
Bradley Beal	12/30/19	at WAS	46
Quentin Grimes	3/17/25	vs. PHI	46
Mike Mitchell	12/8/80	CLE	46
Jerry Stackhouse	1/4/01	DET	46
Kevin Durant	3/11/14	at OKC	45
World B. Free	2/16/85	at CLE	45
Paul George	2/2/19	OKC	45
Walt Hazzard	12/28/67	SEA	45
Karl Malone	4/19/95	at UTA	45
Kiki Vandeweghe	3/6/84	at DEN	45
Dwyane Wade	12/29/10	MIA	45
Connie Hawkins	3/22/70	PHO	44
Jaren Jackson Jr.	12/13/23	MEM	44
Gus Johnson	2/11/68	at BAL	44
C.J. McCollum	12/26/20	at POR	44
Drazen Petrovic	1/24/93	at NJ	44
Jalen Rose	3/16/02	CHI	44
Tom Van Arsdale	2/13/71	CIN	44
David West	12/29/09	NO	44
Jaylen Brown	3/13/23	at BOS	43
Vince Carter	3/5/02	TOR	43
Walt Frazier	10/30/69	at NY	43
Kevin Grevey	3/10/78	WAS	43
Antawn Jamison	1/18/2001	at GS	43
Jason Kidd	3/29/01	PHO	43
Stephen Jackson	1/12/10	at CHA	43
Bob Love	3/6/74	CHI	43
Pete Maravich	2/6/977	at NO	43
George McGinnis	1/9/80	DEN	43
Gary Payton	4/16/00	SEA	43
Otis Birdsong	12/5/80	at KC	42
Jalen Brunson	2/3/25	at NY	42
Butch Carter	11/1/83	at IND	42
DeMar DeRozan	3/30/15	at TOR	42
Bob Lanier	11/4/72	DET (at S.A.)	42
Jack Marin	11/7/71	BAL	42
Jamal Mashburn	4/11/95	DAL	42
Tyrese Maxey	12/29/23	PHI	42
Sidney Moncrief	2/24/83	MIL	42
Bob Rule	2/18/70	SEA (at Eugene)	42
Brandon Roy	12/31/09	POR	42
Gary Trent Jr.	2/10/22	TOR	42
Michael Adams	12/5/91	at DEN	41
Elgin Baylor	2/25/68	LAL	41
Devin Booker	12/2/22	PHO	41
Billy Cunningham	10/14/71	PHI	41
John Drew	2/18/78	ATL	41
Clyde Drexler	3/20/90	POR	41
Joel Embiid	1/15/24	at PHI	41
Tyler Herro	12/15/22	MIA	41
Shaquille O'Neal	1/19/01	at LAL	41
Charlie Scott	2/17/73	PHO	41
David Thompson	1/12/78	DEN	41

John Williamson	2/18/79	at NJ	41
Stephen Curry	1/31/22	GS	40
Anthony Davis	4/2/23	LAL	40
Baron Davis	4/5/05	at GS	40
Mike Davis	11/18/69	at BAL	40
Brandon Ingram	12/5/21	NO	40
Rudy LaRusso	2/1/68	SF	40
Jeff Malone	11/28/92	UTA	40
Stephon Marbury	2/17/99	MIN	40
Don Nelson	2/25/70	at BOS	40
Jim Paxson	1/15/85	at POR	40
Immanuel Quickley	3/27/23	at NY	40
David Robinson	3/2/94	SA	40
O.J. Mayo	12/8/12	Dallas	40
J.J. Redick	1/18/16	at LAC	40
Kemba Walker	3/11/19	CHA	40

Rockets Team Records

Most Points Scored

Season:	9,732 (118.7 per game)	1969-70
	9,458 (115.3 per game)	2016-17
	9,456 (115.3 per game)	1968-69
Game:	159 at Washington	10/30/19
	158 vs. Atlanta	11/30/19
	156 at Denver	1/10/91
Half:	94 at Denver, 2nd	1/10/91
	90 at Phoenix, 1st	11/16/17
Quarter:	50 at Denver, 4th	1/10/91
1st Qtr.:	48 at Oklahoma City	2/1/21
	48 vs. Minnesota	2/21/25
2nd Qtr.:	48 at New Orleans	1/30/21
3rd Qtr.:	49 at LA Lakers	2/19/14
4th Qtr.:	50 at Denver	1/10/91
Overtime:	23 vs. Dallas (2OT), 1st OT	4/11/95

Fewest Points Scored

Season:	4,711 (94.2 per game)	1998-99
[82 GP]	7,362 (89.8 per game)	2003-04
Game:	66 vs. Miami	12/21/96
	66 vs. Portland	4/8/03
	66 at Detroit	1/7/04
	66 at Miami	2/9/10
Half:	19 vs. Oklahoma City, 2nd	1/19/14
	24 at San Antonio, 1st	11/13/01
	24 vs. New Orleans (OT), 2nd	1/19/12
Quarter:	7 at L.A. Lakers, 4th	11/15/91
	7 vs. New Orleans, 3rd	12/29/02
	7 vs. New Orleans (OT), 4th	1/19/12
1st Qtr.:	8 3x: last at San Antonio	12/13/03
2nd Qtr.:	8 vs. San Antonio	12/11/03
3rd Qtr.:	7 vs. New Orleans	12/29/02
4th Qtr.:	7 at L.A. Lakers	11/15/91
	7 vs. New Orleans (OT)	1/19/12
	7 at Charlotte	2/8/21
Overtime:	0 vs. Portland (OT)	1/22/83

Largest Margin of Victory

Game:	52 vs. New Jersey	10/18/78
	(139-87)	

Largest Margin of Defeat

Game:	56 vs. Seattle	12/6/86
	(80-136)	

Most Field Goals Made

Season:	3,866	1969-70
	3,772	1972-73
	3,759	1985-86
Game:	67 at Cincinnati	3/12/70
	64 vs. L.A. Clippers	3/15/86
	63 vs. Cincinnati	2/15/70
	63 vs. San Antonio	1/20/84

Fewest Field Goals Made

Season:	1,755	1998-99
[82 GP]	2,708	2005-06
Game:	23 7x: last vs. Mem	2/28/21

Most Field Goals Attempted

Season:	8,867	1969-70
	8,631	1968-69
	8,547	1967-68
Game:	138 vs. San Francisco	11/19/67
	133 at Cincinnati	3/12/70
	130 vs. San Antonio (OT)	4/13/84

Fewest Field Goals Attempted

Season:	3,798	1998-99
[82 GP]	6,195	2003-04
Game:	54 vs. Utah	2/4/02
	59 at Chicago	1/5/76
	60 vs. Minnesota	12/8/92
	60 at Golden State	2/6/99
	60 at Vancouver	3/6/99
	60 at Memphis	11/25/05

Highest Field Goal Percentage

Season:	.504	1984-85
	.497	1978-79
	.495	1983-84
Game:	.685 vs. Philadelphia	2/16/93
	(61-89)	
	.667 at Portland	4/5/84
	(50-75)	
	.654 at Boston	10/24/73
	(53-81)	
Quarter:	.950 vs. New York	3/19/80
	(19-20)	

Lowest Field Goal Percentage

Season:	.417	1967-68
	.421	1970-71
	.428	1968-69
Game:	.277 vs. Memphis	2/28/21
	(23-83)	
	.288 at Oklahoma City	11/16/14
	(23-80)	
	.295 vs. New York	12/27/02
	(23-78)	

Most 3-Point Field Goals Made

Season:	1,323	2018-19
	1,256	2017-18
	1,181	2016-17
Game:	28 at Oklahoma City	2/1/21
	27 vs. Phoenix	4/7/19

Fewest 3-Point Field Goals Made

Season:	21	1980-81
	30	1983-84
	41	1984-85
Game:	0 multiple, last vs. San Antonio	3/18/06

Most 3-Point Field Goals Attempted

Season:	3,721	2018-19
	3,470	2017-18
	3,306	2016-17
Game:	70 vs. Brooklyn	1/16/19
	68 vs. L.A. Lakers	1/19/19
	63 at Atlanta	5/16/21

Fewest 3-Point Field Goals Attempted

Season:	118	1980-81
	154	1983-84
	176	1981-82
Game:	0 multiple, last vs. San Antonio	2/28/88

Rockets Team Records

Highest 3-Point Field Goal Percentage

Season:	.375	2008-09
	.372	2006-07
	.368	1994-95
	.368	1998-99
Game:	.750	vs. Golden State (12-16)
	.714	vs. L.A. Lakers (5-7)
	.696	at Milwaukee (16-23)
	.696	at Memphis (16-23)
		4/7/94
		12/21/00
		2/17/10
		12/3/10

Lowest 3-Point Field Goal Percentage

Season:	.178	1980-81
	.195	1983-84
	.220	1984-85
Game:	.000	at Orlando (0-15)
	.000	vs. Indiana (0-11)
	.000	at Minnesota (0-11)
	.000	vs. Portland (0-11)
		3/30/91
		1/5/91
		3/30/00
		2/13/05

Most Free Throws Made

Season:	2,188	1970-71
	2,083	1967-68
	2,074	1968-69
Game:	47	at Seattle 12/28/67
	46	vs. Cleveland 10/22/70
	46	at Phoenix 11/25/87

Fewest Free Throws Made

Season:	865	1998-99
[82 GP]	1,342	2007-08
Game:	2	at Denver 1/27/78
	3	vs. Portland 2/22/83
	3	at Chicago 1/5/15
	4	6x: last at Phoenix 2/9/12

Most Free Throws Attempted

Season:	3,039	1968-69
	2,929	1967-68
	2,921	1970-71
Game:	65	at Seattle 12/28/67
	57	vs. St. Louis 1/3/68
	57	at Philadelphia 11/17/71

Fewest Free Throws Attempted

Season:	1,187	1998-99
[82 GP]	1,774	2003-04
Game:	4	at Denver 1/27/78
	5	at Chicago 1/5/15
	5	vs. Memphis 3/4/15

Highest Free Throw Percentage

Season:	.812	1973-74
	.805	2008-09
	.801	2010-11
Game:	1.000	vs. Atlanta (23-23)
	1.000	at Sacramento (23-23)
	1.000	at Memphis (20-20)
		12/20/23
		4/12/10
		3/20/19

Lowest Free Throw Percentage

Season:	.682	1968-69
	.694	2015-16
	.699	1984-85
Game:	.214	vs. Portland (3-14)
	.273	vs. Detroit (6-22)
	.353	vs. Minnesota (6-17)
		12/12/07
		2/21/02

Most Rebounds

Season:	5,418	1967-68
	5,026	1968-69
	4,786	1969-70
Game:	89	vs. Seattle 1/4/69
	83	vs. Baltimore 1/10/69
	82	vs. San Francisco 12/2/67

Fewest Rebounds

Season:	2,075	1998-99
[82 GP]	3,320	1994-95
Game:	23	at Minnesota 2/21/96
	24	vs. Utah 12/23/02
	25	3x: last at Utah 4/18/07

Most Offensive Rebounds

Season:	1,403	1981-82
	1,394	1979-80
	1,325	1984-85
Game:	35	vs. San Antonio 4/13/84
	33	vs. Seattle 2/11/82
	33	vs. Phoenix 2/16/91

Fewest Offensive Rebounds

Season:	536	1998-99
[82 GP]	739	2017-18
Game:	1	at Chicago 11/3/03
	1	vs. Philadelphia 8/14/20

Most Defensive Rebounds

Season:	2,797	2013-14
	2,673	2006-07
	2,662	2008-09
Game:	51	vs. Oklahoma City 11/29/21
	50	vs. Denver 11/6/90
	50	vs. Phoenix 12/13/22

Fewest Defensive Rebounds

Season:	1,539	1998-99
[82 GP]	2,217	1979-80
Game:	15	at Boston 3/12/80
	15	at Portland 2/22/83
	17	3x: last at Minnesota 2/21/96

Largest Rebound Margin (Rockets)

Game:	35	vs. Dallas 2/4/81
	33	vs. Dallas 3/14/25
	32	vs. Seattle 2/11/82
	32	at New York 1/19/71

Most Assists

Season:	2,318	1985-86
	2,302	1978-79
	2,239	1984-85
Game:	50	vs. L.A. Clippers 3/15/86
	45	vs. Cincinnati 2/15/70
	44	vs. San Antonio 1/20/84
	44	vs. Golden State 2/25/95

Rockets Team Records

Fewest Assists

Season:	1,058	1998-99
[82 GP]	1,482	2001-02
Game:	6	at Atlanta
	6	at Washington
	7	at Chicago
		1/16/68

Most Steals

Season:	821	2015-16
	809	1989-90
	796	1990-91
Game:	21	vs. Cleveland
	20	5x: last at L.A. Lakers
		11/16/86
		12/7/16

Fewest Steals

Season:	386	1998-99
[82 GP]	537	2001-02
Game:	0	at Dallas
	0	vs. Golden State
	0	at Milwaukee
		11/12/91
		12/31/05
		12/22/21

Most Blocked Shots

Season:	597	1984-85
	571	1991-92
	555	1986-87
Game:	20	at Denver
	19	at Chicago
	19	at Dallas
		11/16/84
		12/9/83
		11/16/22

Fewest Blocked Shots

Season:	260	1998-99
[82 GP]	286	1978-79
Game:	0	Many times; last at Indiana
		3/5/25

Most Personal Fouls

Season:	2,317	1983-84
	2,188	1967-68
	2,132	1976-77
Game:	41	at Atlanta
	41	vs. Detroit
	40	vs. New Jersey
	40	vs. L.A. Lakers
	40	at Kansas City
		10/19/74
		1/20/16
		1/25/83
		1/10/84
		11/1/84

Fewest Personal Fouls

Season:	960	1998-99
[82 GP]	1,347	2011-12
Game:	7	at Milwaukee
	7	at Sacramento
	7	at Mia
		2/20/02
		12/1/03
		4/19/21

Most Disqualifications

Season:	52	1983-84
	39	1970-71
	36	1973-74
	36	1975-76

Fewest Disqualifications

Season:	4	2002-03
	5	1998-99
	5	2016-17
	5	2019-20

Most Turnovers

Season:	1,759	1974-75
	1,605	1984-85
	1,571	1982-83
Game:	34	vs. Chicago
	34	vs. Kansas City (Omaha)
	33	vs. Cleveland
		10/27/73
		3/17/74
		11/28/79

Fewest Turnovers

Season:	812	1998-99
[82 GP]	1,045	2023-24
Game:	4	vs. Sacramento
	4	vs. Sacramento
	5	7x: last vs. San Antonio
		11/26/14
		3/5/24

Opponents Team Records

Most Points Scored

Season:	9,986 (121.8 per game)	1969-70
	9,920 (121.0 per game)	1967-68
	9,725 (118.6 per game)	2022-23
Game:	165 at Cincinnati	3/12/70
	159 at Philadelphia	1/25/70
Half:	97 vs. Atlanta, 2nd	2/11/70
	90 at Boston, 2nd	2/25/70
	89 at Cincinnati, 1st	3/12/70
Quarter:	54 vs. Atlanta, 3rd	2/11/70
	54 at Boston, 4th	2/25/70
	50 vs. San Antonio, 2nd	11/17/84
	50 at Portland, 1st	5/10/21
	50 at Portland	5/10/21
1st Qtr.:	50 vs. San Antonio	11/17/84
2nd Qtr.:	50 vs. Atlanta	2/11/70
3rd Qtr.:	54 at Boston	2/25/70
4th Qtr.:	54 at Boston	2/25/70
Overtime:	23 vs. Dallas (2OT), 1st OT	4/11/95

Fewest Points Scored

Season:	4,595 (91.9 per game)	1998-99
[82 GP]	7,220 (88.0 per game)	2003-04
Game:	62 at Charlotte	12/8/06
	63 vs. Utah	1/3/04
	63 vs. Cleveland	12/2/06
	65 2x: last at OKC	11/16/15
Half:	23 vs. Washington, 1st	2/26/08
	24 vs. New Jersey, 1st	3/8/03
	25 at Seattle, 2nd	4/4/08
Quarter:	6 at Seattle, 3rd	3/8/05
	6 vs. New Orleans	4/26/12
	7 at Sacramento, 4th	11/2/97
	7 vs. Utah, 4th	1/3/04
1st Qtr.:	8 vs. San Francisco	12/2/67
2nd Qtr.:	8 5x: last vs. New Jersey	3/8/03
3rd Qtr.:	6 at Seattle	3/8/05
4th Qtr.:	6 vs. New Orleans	4/26/12
Overtime:	2 vs. Phoenix (OT)	3/20/99

Most Field Goals Made

Season:	3,947	1969-70
	3,837	1967-68
	3,824	1972-73
Game:	67 at Cincinnati	3/12/70
	64 vs. Baltimore	3/1/68
	63 at Philadelphia	1/25/70
	63 at Golden State	3/15/73

Fewest Field Goals Made

Season:	1,793	1998-99
[82 GP]	2,636	2003-04
Game:	20 at Oklahoma City	11/16/14
	21 at Chicago	11/3/03
	22 vs. Cleveland	12/2/06
	23 6x: last at Charlotte	12/8/06

Most Field Goals Attempted

Season:	8,635	1969-70
	8,586	1968-69
	8,189	1967-68
Game:	131 at Cincinnati	3/12/70
	130 at San Francisco	10/18/69
	128 vs. Philadelphia (N.Y.)	12/10/68
	128 vs. Dallas	4/11/95

Fewest Field Goals Attempted

Season:	4,136	1998-99
[82 GP]	6,310	2005-06
Game:	59 vs. Cleveland	3/21/96
	61 at Utah	4/10/06
	64 at Minnesota	1/19/13

Highest Field Goal Percentage

Season:	.503	1982-83
	.498	1978-79
	.497	1981-82
Game:	.676 at San Antonio	4/7/85
	(48-71)	
	.675 at Utah	2/27/10
	(52-77)	
	.662 at Atlanta	3/2/74
	(51-77)	

Lowest Field Goal Percentage

Season:	.412	2003-04
	.423	2004-05
	.429	2005-06
	.429	2006-07
Game:	.266 at Chicago	11/3/03
	(21-79)	
	.268 at L.A. Clippers	2/28/00
	(26-97)	
	.282 vs. Cleveland	12/2/06
	(22-78)	

Most 3-Point Field Goals Made

Season:	1,089	2022-23
	1,048	2021-22
	1,012	2023-24
Game:	26 at Golden State	2/24/23
	25 3x: last at Memphis	3/24/03

Fewest 3-Point Field Goals Made

Season:	33	1982-83
	42	1983-84
	48	1981-82
Game:	0 many times, last vs. Memphis	12/30/11

Most 3-Point Field Goals Attempted

Season:	3,183	2022-23
	2,966	2021-22
	2,904	2023-24
Game:	56 at Boston	12/27/22
	55 at Dallas	11/16/22
	54 at Golden State	2/24/23

Fewest 3-Point Field Goals Attempted

Season:	125	1982-83
	157	1983-84
	171	1980-81
Game:	0 many times, last vs. Boston	2/18/93

Highest 3-Point Field Goal Percentage

Season:	.382	2020-21
	.376	1994-95
	.374	2022-23
Game:	.800 vs. San Antonio	2/20/00
	(8-10)	
	.778 at San Antonio	2/12/80
	(7-9)	
	.778 at Portland	11/11/00
	(7-9)	

Lowest 3-Point Field Goal Percentage

Season:	.238	1981-82
	.264	1982-83
	.268	1983-84
Game:	.000 vs. Philadelphia	2/22/88
	(0-14)	
	.000 vs. Cleveland	10/31/97
	(0-13)	
	.000 vs. Memphis	10/29/08
	(0-13)	
	.000 at Phoenix	11/15/02

Opponents Team Records

Most Free Throws Made

Season:	2,246	1967-68
	2,116	1983-84
	2,092	1969-70
Game:	46	at Phoenix 12/11/71
	46	at Denver 3/15/81
	44	at Phoenix 10/16/71
	44	at Denver 3/21/84

Fewest Free Throws Made

Season:	779	1998-99
[82 GP]	1,201	2017-18
Game:	1	vs. New Orleans 11/19/77
	3	at Milwaukee 11/16/95
	3	at Memphis 11/30/01
	3	at Milwaukee 2/20/02

Most Free Throws Attempted

Season:	3,133	1967-68
	2,950	1968-69
	2,804	1969-70
Game:	62	vs. St. Louis 1/3/68
	59	vs. Detroit 1/20/16
	59	at Phoenix 12/11/71
	59	at Portland 12/8/84

Fewest Free Throws Attempted

Season:	1,062	1998-99
[82 GP]	1,610	2017-18
Game:	3	at Milwaukee 2/20/02
	4	at Memphis 11/30/02
	4	at Utah 2/12/03

Highest Free Throw Percentage

Season:	.794	2022-23
	.788	1979-80
	.783	2020-21
Game:	1,000	at Golden State 4/11/91
	(33-33)	
	1,000	at L.A. Clippers 10/21/18
	(26-26)	
	1,000	vs. Chicago 2/9/77
	(25-25)	

Lowest Free Throw Percentage

Season:	.707	1995-96
	.708	1968-69
	.717	1967-68

Most Rebounds

Season:	4,959	1968-69
	4,933	1967-68
	4,550	1969-70
Game:	82	at San Francisco 1/7/69
	79	vs. Detroit (N.Y.) 2/6/68
	77	at Chicago 1/18/69
	77	at Detroit 2/8/69

Fewest Rebounds

Season:	2,055	1998-99
[82 GP]	3,258	2003-04
Game:	20	vs. Buffalo 2/17/74
	24	4x: last vs. Atlanta 2/17/97

Most Offensive Rebounds

Season:	1,290	1979-80
	1,261	1987-88
	1,242	1990-91
Game:	31	at Denver 11/16/84
	31	at San Antonio 1/4/92

Fewest Offensive Rebounds

Season:	664	1998-99
[82 GP]	710	2017-18
Game:	1	at Cleveland 3/23/75
	1	at Denver 4/24/21

Most Defensive Rebounds

Season:	2,825	2018-19
	2,738	2017-18
	2,735	2016-17
Game:	52	vs. Utah 4/21/21
	50	at San Antonio 4/1/83
	50	vs. Detroit 3/22/18
	50	vs. San Antonio 8/11/20

Fewest Defensive Rebounds

Season:	1,391	1998-99
[82 GP]	2,222	1984-85
Game:	13	vs. Buffalo 2/17/74
	13	vs. New Jersey 1/3/79
	14	vs. New York 3/24/88

Largest Rebound Margin (Opponent)

Game:	34	at Baltimore 12/1/72
	(73-39)	
	34	vs. San Diego 3/13/84
	(66-32)	

Most Assists

Season:	2,278	1978-79
	2,252	1982-83
	2,223	1979-80
Game:	47	vs. Phoenix (Tucson) 3/15/69
	46	at Milwaukee 11/10/78
	45	vs. Kansas City 2/9/73
	45	at San Antonio 12/8/79
	45	at Milwaukee 12/21/80

Fewest Assists

Season:	1,034	1998-99
[82 GP]	1,548	2007-08
Game:	7	vs. Baltimore (Chicago) 2/8/68
	7	vs. New Orleans 12/29/03
	7	vs. Denver 1/27/10
	8	vs. Milwaukee (Astrodome) 1/22/70
	8	vs. Boston 12/6/05
	8	vs. Denver 11/24/07

Most Steals

Season:	800	1988-89
	790	1989-90
	782	1983-84
Game:	24	vs. Charlotte 11/30/89
	21	at New York 11/16/82
	20	3x: last vs. Dallas 3/7/04

Fewest Steals

Season:	441	1998-99
[82 GP]	547	1976-77
Game:	0	vs. Sacramento 1/23/86
	0	vs. Orlando 1/22/11

Most Blocked Shots

Season:	532	2009-10
	498	2012-13
	460	2013-14
Game:	18	at Detroit 1/19/80
	18	at Dallas 2/8/25
	17	at L.A. Lakers 11/4/73

Opponents Team Records

Fewest Blocked Shots

Season:	245	1998-99
	308	1974-75
	311	1975-76
Game:	0	Many times; last vs. Minnesota 3/10/20

Most Personal Fouls

Season:	2,265	1968-69
	2,190	1967-68
	2,141	1970-71
Game:	43	at Seattle 12/28/67
	41	at New Jersey 2/18/79
	40	at Phoenix 1/19/69

Fewest Personal Fouls

Season:	1,030	1998-99
[82 GP]	1,577	2024-25
Game:	9	at Denver 1/27/78
	9	vs. L.A. Clippers 4/12/85
	9	at N.O./Okla. City 3/25/07
	9	vs. Washington 2/26/08
	9	at New Orleans 3/24/19

Most Disqualifications

Season:	48	1968-69
	43	1978-79
	41	1970-71

Fewest Disqualifications

Season:	2	1998-99
[82 GP]	4	2018-19

Most Turnovers

Season:	1,596	1979-80
	1,504	1982-83
	1,495	1984-85
Game:	35	vs. Portland 2/18/75
	34	vs. New Orleans 12/17/74
	33	at Boston 1/26/73

Fewest Turnovers

Season:	653	1998-99
[82 GP]	988	2001-02
Game:	2	at L.A. Lakers 1/16/23
	3	vs. Toronto 1/16/01
	3	at L.A. Lakers 12/30/01
	3	at Denver 11/29/23

Rockets Individual Records

Seasons Played

Career:	17	Hakeem Olajuwon	1984-2001
	13	Calvin Murphy	1970-83
	11	Rudy Tomjanovich	1970-81

Games Played

Career:	1,177	Hakeem Olajuwon	1984-2001
Season:	82	90 times by 50 Rockets: last by Jalen Green	2024-25
Consecutive:	442	Elvin Hayes	1968-72, 1981-83 (1/6/83)
	388	Sleepy Floyd	3/4/88-1/14/92
	328	Otis Thorpe	1988-92

Minutes Played

Career:	42,844	Hakeem Olajuwon	1984-2001
Season:	3,695	Elvin Hayes	1968-69
	3,665	Elvin Hayes	1969-70
	3,633	Elvin Hayes	1970-71
Game:	59	Cuttino Mobley	vs. Atlanta (3OT)
	59	Aaron Brooks	vs. Minnesota (3OT)
	58	Charles Barkley	vs. L.A. Lakers (2OT)
	58	Cuttino Mobley	vs. Indiana (3OT)
	58	Steve Francis	vs. Atlanta (3OT)
			2/22/04

Points

Career:	26,511	Hakeem Olajuwon	1984-2001
Season:	2,818	James Harden	2018-19
	2,520	Moses Malone	1981-82
	2,376	James Harden	2015-16
Game:	61	James Harden	vs. San Antonio
	61	James Harden	at New York
	60	James Harden	vs. Orlando
	60	James Harden	vs. Atlanta
	60	James Harden	vs. Orlando
	59	James Harden	at Washington
	58	James Harden	vs. Brooklyn
	58	James Harden	vs. Miami
Half:	39	James Harden	vs. Brooklyn, 2nd
	38	James Harden	at Washington, 2nd
	37	James Harden	vs. San Antonio, 1st
	37	Vernon Maxwell	vs. Cleveland, 2nd
Quarter:	30	Vernon Maxwell	vs. Cleveland, 4th
	29	James Harden	vs. Atlanta, 3rd
	27	James Harden	vs. San Antonio, 1st
Overtime:	12	Derrick Chievous	vs. Golden State (2OT)
			12/15/88

Most Consecutive Games, Scoring

Double Figures:	417	James Harden	2/20/15-1/12/21
	316	Moses Malone	11/4/78-4/18/82
	258	Hakeem Olajuwon	3/13/92-11/23/95
20+ Points:	57	James Harden	12/8/18-4/9/19
30+ Points:	32	James Harden	12/13/18-2/21/19
40+ Points:	5	James Harden	12/25/18-1/3/19

Scoring Average

Career:	29.6	James Harden	2012-21
	24.0	Moses Malone	1976-82
	22.7	Tracy McGrady	2004-10
Season:	36.1	James Harden	2018-19
	34.3	James Harden	2019-20
	31.1	Moses Malone	1981-82

Most Field Goals Made

Career:	10,555	Hakeem Olajuwon	1984-2001
Season:	948	Elvin Hayes	1970-71
	930	Elvin Hayes	1968-69
	914	Elvin Hayes	1969-70
Game:	24	Calvin Murphy	vs. New Jersey
	24	Hakeem Olajuwon	vs. Denver
	21	Calvin Murphy	vs. Washington
	21	Hakeem Olajuwon	vs. Denver (OT)
			3/18/78
			1/30/97
			3/10/78
			4/19/90

Rockets Individual Records

Most Field Goals Attempted

Career:	20,573	Hakeem Olajuwon		1984-2001
Season:	2,215	Elvin Hayes		1970-71
	2,082	Elvin Hayes		1968-69
	2,020	Elvin Hayes		1969-70
Game:	45	Elvin Hayes	vs. Detroit	11/23/68
	41	Elvin Hayes	at Milwaukee	10/27/70
	41	Elvin Hayes	at L.A. Lakers	1/1/71
	41	James Harden	at Minnesota	11/16/19

Field Goal Percentage

Career:	.634	Clint Capela		2014-20
	.601	Dwight Howard		2013-16
Season:	.652	Clint Capela		2017-18
(NBA qualifiers)	.648	Clint Capela		2018-19
Game:	1.000	Yao Ming	vs. Miami	1/17/09
(min. 10 att.)	(12-12)			

3-Point Field Goals Made

Career:	2,029	James Harden		2014-21
Season:	378	James Harden		2018-19
	299	James Harden		2019-20
	265	James Harden		2017-18
Game:	10	Dillon Brooks	at Toronto	12/22/24
	10	Fred VanVleet	vs. Utah	3/23/24
	10	James Harden, 3 times last	at Orlando	12/13/19
	10	Chandler Parsons	vs. Memphis	1/24/14
Consecutive, Without Miss:	10	Kenny Smith		1/22/91-2/6/91
Consecutive Games:	79	James Harden		3/10/17-3/20/18
	64	James Harden		2/27/19-1/22/20
	63	James Harden		3/24/18-2/21/19

3-Point Field Goals Attempted

Career:	5,602	James Harden		2012-20
Season:	1,028	James Harden		2018-19
	843	James Harden	2019-20	
	756	James Harden		2016-17
Game:	23	James Harden	vs. Sacramento	3/30/19
	23	James Harden	at Golden State	1/3/19

3-Point Field Goal Percentage

Career:	.407	Kenny Smith		1990-96
	.407	Scott Brooks		1992-95
Season:	.451	Jon Barry		2004-05
	.446	Matt Bullard		1999-2000
	.441	Luther Head		2006-07
Game:	1.000	Aaron Brooks	vs. Memphis	3/17/10
(min. 6 made)	(7-7)			
	1.000	Shane Battier	at Milwaukee	2/17/10
	(6-6)			
	1.000	Chandler Parsons	vs. Brooklyn	11/29/13
	(6-6)			

Most Free Throws Made

Career:	5,554	James Harden		2012-21
Season:	754	James Harden		2018-19
	746	James Harden		2016-17
	720	James Harden		2015-16
Game:	24	James Harden	at San Antonio	12/3/19
Consecutive:	78	Calvin Murphy		12/27/80-2/20/81

Most Free Throws Attempted

Career:	7,537	Hakeem Olajuwon		1984-2001
Season:	858	James Harden		2018-19
	837	James Harden		2015-16
	827	Moses Malone		1981-82
Game:	27	James Harden	vs. Memphis	12/31/18
	27	Sleepy Floyd	vs. Golden State	2/3/91
	26	Josh Smith	vs. San Antonio	4/10/15
	26	Moses Malone	at Philadelphia	4/4/79

Rockets Individual Records

Free Throw Percentage

Career:	.941	Rick Barry		1978-80
Season:	.958	Calvin Murphy		1980-81
	.947	Rick Barry		1978-79
	.935	Rick Barry		1979-80
Game:	1.000	James Harden (24-24)	at San Antonio	12/3/19
	(min. 15 made)			

Rebounds

Career:	13,382	Hakeem Olajuwon		1984-2001
Season:	1,444	Moses Malone		1978-79
	1,406	Elvin Hayes		1968-69
	1,386	Elvin Hayes		1969-70
Game:	37	Moses Malone	at New Orleans	2/9/79
	35	Elvin Hayes	at New York	1/19/71
	33	Charles Barkley	at Phoenix	11/2/96
Half:	21	Toby Kimball	vs. San Francisco	2/2/67
	19	Moses Malone	at New Orleans, 1st	2/9/79
	18	Otis Thorpe	vs. New York, 1st	2/15/90
	18	Marcus Camby	vs. Phoenix, 1st	4/13/12
Quarter:	14	Moses Malone	at New Orleans, 1st	2/9/79
	12	Hakeem Olajuwon	at Seattle, 3rd	2/11/92
	12	Chuck Hayes	at Cleveland, 1st	2/23/11
	12	Clint Capela	vs. Sacramento, 4th	4/13/16

Most Games in a Season, Rebounds

10+ Rebounds:	78	Moses Malone		1978-79, 1980-81
20+ Rebounds:	32	Moses Malone		1978-79
	25	Elvin Hayes		1968-69

Most Consecutive Games, Rebounds

10+ Rebounds:	60	Elvin Hayes		10/30/68-2/22/69
	57	Moses Malone		12/29/78-10/12/79
20+ Rebounds:	5	Elvin Hayes		12/1/70-12/12/70

Highest Rebounding Average

Career:	15.0	Moses Malone		1976-82
Season:	17.6	Moses Malone		1978-79
	16.9	Elvin Hayes		1969-70
	16.6	Elvin Hayes		1970-71

Offensive Rebounds

Career:	3,936	Hakeem Olajuwon		1984-2001
Season:	587	Moses Malone		1978-79
	573	Moses Malone		1979-80
	558	Moses Malone		1981-82
Game:	21	Moses Malone	vs. Seattle	2/11/82
	19	Moses Malone	at New Orleans	2/9/79
	16	Moses Malone	vs. Buffalo	11/16/77

Defensive Rebounds

Career:	9,446	Hakeem Olajuwon		1984-2001
Season:	857	Moses Malone		1978-79
	850	Hakeem Olajuwon		1989-90
	767	Hakeem Olajuwon		1988-89
Game:	25	Charles Barkley	at Phoenix	11/2/96
	22	Hakeem Olajuwon	at Detroit	2/27/90
	22	Charles Barkley	vs. Boston	12/4/96

Assists

Career:	4,796	James Harden		2012-21
Season:	907	James Harden		2016-17
	768	John Lucas Jr.		1977-78
	709	Sleepy Floyd		1988-89
Game:	22	Art Williams	at Phoenix	12/28/68
	22	Art Williams	vs. San Francisco	2/14/70
	22	Allen Leavell	vs. New Jersey	1/25/83
	21	Larry Siegfried	at Portland	11/16/70
Half:	14	James Harden	vs. New Orleans, 1st	12/11/17
	14	James Harden	at LA. Lakers, 1st	10/26/16
	14	John Lucas Jr.	vs. Milwaukee, 2nd	10/27/77
Quarter:	12	John Lucas Jr.	vs. Milwaukee, 3rd	10/27/77
	10	Art Williams	at Atlanta, 2nd	10/29/69

Rockets Individual Records

Highest Assists Per Game Average

Career:	7.7	James Harden	2012-21
Season:	11.2	James Harden	2016-17
	9.4	John Lucas Jr.	1977-78
	8.8	James Harden	2017-18
	8.8	John Lucas Jr.	1985-86

Most Double-Figure Assist Games

Career:	182	James Harden	2012-2021
Season:	60	James Harden	2016-17
	33	John Lucas Jr.	1977-78
Consecutive:	12	James Harden	12/21/16-1/11/17
	9	James Harden	3/10-3/28/17

Steals

Career:	2,088	Hakeem Olajuwon	1984-2001
Season:	213	Hakeem Olajuwon	1988-89
	174	Hakeem Olajuwon	1989-90
	165	Allen Leavell	1982-83
Game:	10	Clyde Drexler	vs. Sacramento 11/1/96
	9	Calvin Murphy	vs. Boston 12/14/73
	9	Rafer Alston	vs. Charlotte 2/10/07

(Steals not officially kept by NBA until 1973-74)

Blocked Shots

Career:	3,740	Hakeem Olajuwon*	1984-2001
Season:	376	Hakeem Olajuwon	1989-90
	342	Hakeem Olajuwon	1992-93
	304	Hakeem Olajuwon	1991-92
Game:	13	Elvin Hayes	vs. Milwaukee 3/19/71
	13	Elvin Hayes	vs. Phoenix 3/21/71
	13	Ralph Sampson	at Chicago 12/9/83

(Blocks not officially kept by NBA until 1973-74)

*NBA record holder

Personal Fouls

Career:	4,236	Hakeem Olajuwon	1984-2001
Season:	361	Kevin Kunnert	1976-77
	344	Don Adams	1970-71
	344	Hakeem Olajuwon	1984-85

Disqualifications

Career:	80	Hakeem Olajuwon	1984-2001
Season:	17	Kevin Kunnert	1976-77

Turnovers

Career:	3,569	Hakeem Olajuwon	1984-2001
Season:	464	James Harden	2016-17
	387	James Harden	2018-19
	374	James Harden	2015-16
Game:	12	James Harden	11/23/16
	12	Moses Malone	vs. Toronto at Phoenix 2/6/81

Opponents Single-Game Records

Points

Game:	71	Damian Lillard	at Portland	2/26/23
	58	Allen Iverson	at Philadelphia (OT)	1/15/02
	54	Alex English	vs. Denver	11/19/85
	53	Dirk Nowitzki	at Dallas (OT)	12/2/04
	53	Kobe Bryant	at L.A. Lakers (2OT)	12/15/06
	53	Kobe Bryant	at L.A. Lakers (OT)	3/30/07
	52	Kobe Bryant	at L.A. Lakers	2/18/03
	51	Nate Archibald	vs. Kansas City	11/18/72
	51	Rick Barry	vs. Golden State	1/17/73
	51	Geoff Petrie	vs. Portland	1/20/73
	51	Geoff Petrie	vs. Portland	3/16/73
	51	Bob McAdoo	vs. Buffalo	3/18/75
	51	Phil Smith	vs. Golden State	12/11/76
	51	Corey Brewer	at Minnesota	4/11/14
	50	4x: last Shai Gilgeous-Alexander	at Oklahoma City	3/3/25
Half:	41	Damian Lillard	at Portland; 1st	2/26/23
Quarter:	26	Michael Redd	at Milwaukee, 4th	2/20/02

Most Field Goals Made

Game:	24	Kareem Abdul-Jabbar	vs. Milwaukee	1/25/73
	24	Rick Barry	vs. Golden State	1/17/73

Most Field Goals Attempted

Game:	44	Kobe Bryant	at L.A. Lakers (OT)	3/30/07
	43	Cazzie Russell	vs. Golden State	12/11/73
	43	Michael Jordan	vs. Chicago	1/15/87

Field Goal Percentage

Game:	1,000	Dwight Howard	vs. Orlando	2/24/10
(10+ Att.)	(11-11)			
	.933	Dwight Jones	vs. Atlanta	3/2/74
	(14-15)			

3-Point Field Goals Made

Game:	13	Damian Lillard	at Portland	2/26/23
-------	----	----------------	-------------	---------

3-Point Field Goals Attempted

Game:	22	Damian Lillard	at Portland	2/26/23
-------	----	----------------	-------------	---------

Most Free Throws Made

Game:	28	Adrian Dantley	vs. Utah	1/4/84
-------	----	----------------	----------	--------

Most Free Throws Attempted

Game:	36	Andre Drummond	vs. Detroit	1/20/16
-------	----	----------------	-------------	---------

Free Throw Percentage

Game:	1,000	Amaré Stoudemire	at Phoenix	3/22/08
	(20-20)			

Rebounds

Game:	32	Dave Cowens	vs. Boston	3/20/73
-------	----	-------------	------------	---------

Offensive Rebounds

Game:	15	George Johnson	vs. Golden State	11/24/76
-------	----	----------------	------------------	----------

Defensive Rebounds

Game:	23	Al Jefferson	vs. Minnesota (3OT)	1/13/10
-------	----	--------------	---------------------	---------

Assists

Game:	29	Kevin Porter	at New Jersey	2/24/78
-------	----	--------------	---------------	---------

Steals

Game:	10	Alvin Robertson	vs. San Antonio	1/11/89
-------	----	-----------------	-----------------	---------

Blocked Shots

Game:	14	Elmore Smith	vs. L.A. Lakers	11/4/73
-------	----	--------------	-----------------	---------

Turnovers

Game:	12	Scottie Pippen	vs. Chicago	1/30/96
-------	----	----------------	-------------	---------

Rockets Rookie Records

Season

Points:
2,327 Elvin Hayes (1968-69)

Rebounds:
1,406 Elvin Hayes (1968-69)

Assists:
507 Steve Francis (1999-2000)

Steals:
125 John Lucas Jr. (1976-77)

Blocked Shots:
220 Hakeem Olajuwon (1984-85)

Minutes Played:
3,695* Elvin Hayes (1968-69)

FGM:
930 Elvin Hayes (1968-69)

FGA:
2,082 Elvin Hayes (1968-69)

FG%:
.538 Hakeem Olajuwon (1984-85)
(677-1258)

FTM:
467 Elvin Hayes (1968-69)

FTA:
746 Elvin Hayes (1968-69)

FT%:
.820 Calvin Murphy (1970-71)
(356-434)

3FGM:
157 Jalen Green (2021-22)

3FGA:
458 Jalen Green (2021-22)

3PT%:
.433 Michael Dickerson (1998-99)
(71-164)

Scoring Average:
28.4 Elvin Hayes (1968-69)

Rebounding Average:
17.2 Elvin Hayes (1968-69)

Assists Average:
6.6 Steve Francis (1999-2000)

*Franchise record

Game

Points:
54 Elvin Hayes vs. Detroit (Nov. 13, 1968)

Rebounds:
27 Elvin Hayes at Milwaukee (Dec. 13, 1968)
27 Elvin Hayes at Milwaukee (Feb. 9, 1969)
27 Elvin Hayes at Cincinnati (Feb. 12, 1969)

Assists:
14 John Lucas Jr. vs. Buffalo (Nov. 17, 1976)
14 John Lucas Jr. vs. Denver (Apr. 19, 1977)
14 Steve Francis vs. Golden State (Jan. 27, 2000)
14 Steve Francis vs. L.A. Clippers (Mar. 23, 2000)

Steals:
8 Allen Leavell at L.A. Lakers (Feb. 24, 1980)

Blocked Shots:
13* Ralph Sampson at Chicago (Dec. 9, 1983)

Minutes Played:
53 Elvin Hayes vs. Philadelphia (Nov. 24, 1968)

FGM:
20 Elvin Hayes vs. Detroit (Nov. 13, 1968)

FGA:
45* Elvin Hayes vs. Detroit (Nov. 13, 1968)

FG%:
1.000 Joe Meriweather at Atlanta (Apr. 11, 1976)
(10-10)

FTM:
14 Elvin Hayes vs. Detroit (Nov. 13, 1968)
14 Steve Francis at Dallas (Jan. 17, 2000)

FTA:
18 Elvin Hayes at Milwaukee (Feb. 9, 1969)

FT%:
1.000 Don Adams vs. Detroit (Dec. 18, 1970)
(11-11)

3-PTM:
8 Jalen Green vs. Boston 10/24/21

3-PTA:
18 Armoni Brooks at Atlanta (May 16, 2021)

3-PT%:
1.000 (4-4) Oscar Torres vs. Cleveland (Dec. 11, 2001)
Kostas Papanikolaou at Min (Nov. 12, 2014)
Tari Eason vs. Chicago 3/11/23

Rockets All-Time Coaching Summary

Name	Regular Season			Playoffs			Years
	Won	Lost	Pct.	Won	Lost	Pct.	
Rudy Tomjanovich	503	397	.559	51	39	.567	1992-2003 (12)
Mike D'Antoni	217	101	.682	28	23	.549	2016-20 (4)
Bill Fitch	216	194	.527	21	18	.525	1983-88 (5)
Kevin McHale	193	130	.598	13	16	.448	2011-2015 (5)
Rick Adelman	193	135	.588	9	10	.474	2007-2011 (4)
Jeff Van Gundy	182	146	.555	7	12	.368	2003-2007 (4)
Don Chaney	164	134	.550	2	9	.182	1988-92 (4)
Del Harris	141	187	.430	15	16	.484	1979-83 (4)
John Egan	129	152	.459	3	5	.375	1973-76 (4)
Tom Nissalke	124	122	.504	6	8	.429	1976-79 (3)
Ime Udoka	93	71	.567	3	4	.429	2023-2025 (2)
Jack McMahon	61	129	.321	2	4	.333	1967-70 (3)
Stephen Silas	59	177	.250	—	—	—	2020-23 (3)
Alex Hannum	58	80	.420	—	—	—	1969-71 (2)
Tex Winter	51	78	.395	—	—	—	1971-73 (2)
J.B. Bickerstaff*	37	34	.521	1	4	.200	2015-16 (1)

* Interim Head Coach

Toyota Center Team Records

Rockets

Most Points

Game:	158	vs. Atlanta	11/30/19
Half:	85	vs. Utah, 1st	3/23/24
Quarter:	48	vs. Utah, 3rd	11/5/17
	48	vs. Minnesota (1st)	2/21/25
Overtime:	19	vs. Utah (2OT), 2nd OT	12/27/08
	19	vs. L.A. Lakers	3/9/22

Fewest Points

Game:	67	vs. San Antonio	12/11/03
Half:	19	vs. Oklahoma City, 2nd	1/16/14
Quarter:	7	vs. New Orleans (OT), 4th	1/19/12
Overtime:	2	vs. Golden State	11/2/24

Most Field Goals Made

Game:	56	vs. Utah	4/2/25
--------------	----	----------	--------

Fewest Field Goals Made

Game:	23	vs. Memphis	4/12/13
	23	vs. Memphis	2/28/21

Most Field Goals Attempted

Game:	117	vs. Toronto	2/2/24
--------------	-----	-------------	--------

Fewest Field Goals Attempted

Game:	64	5x: last vs. Washington	2/2/14
--------------	----	-------------------------	--------

Highest Field Goal Percentage

Game:	.633	vs. Oklahoma City	3/26/17
--------------	------	-------------------	---------

Lowest Field Goal Percentage

Game:	.308	vs. New Orleans	4/1/05
	(24-78)		

Most 3-Point Field Goals Made

Game:	27	vs. Phoenix	4/7/19
--------------	----	-------------	--------

Fewest 3-Point Field Goals Made

Game:	0	vs. Portland	2/13/05
	0	vs. San Antonio	3/18/06

Most 3-Point Field Goals Attempted

Game:	70	vs. Brooklyn	1/16/19
--------------	----	--------------	---------

Fewest 3-Point Field Goals Attempted

Game:	5	vs. San Antonio	12/11/03
--------------	---	-----------------	----------

Highest 3-Point Field Goal Percentage

Game:	.688	2x: last vs. Phoenix	2/5/14
	(11-16)		

Lowest 3-Point Field Goal Percentage

Game:	.000	vs. Portland	2/13/05
	(0-11)		
	.000	vs. San Antonio	3/18/06
	(0-7)		

Most Free Throws Made

Game:	39	vs. Minnesota	11/7/10
	39	vs. Golden State	11/24/10

Fewest Free Throws Made

Game:	5	6x: last vs. Memphis	3/4/15
--------------	---	----------------------	--------

Most Free Throws Attempted

Game:	53	vs. San Antonio	4/10/15
--------------	----	-----------------	---------

Fewest Free Throws Attempted

Game:	5	vs. Memphis	3/4/15
--------------	---	-------------	--------

Highest Free Throw Percentage

Game:	1.000*	vs. Atlanta (23-23)	12/20/23
		*Most attempts no misses	

Lowest Free Throw Percentage

Game:	.273	vs. Detroit	12/12/07
	(6-22)		

Most Rebounds

Game:	67	vs. Phoenix	12/13/22
	67	vs. Dallas	3/15/25

Fewest Rebounds

Game:	26	vs. Minnesota	2/17/12
	26	vs. Phoenix 4/7/16	

Most Offensive Rebounds

Game:	25	vs. San Antonio	11/6/07
--------------	----	-----------------	---------

Fewest Offensive Rebounds

Game:	2	2x: last vs. Dallas	2/11/18
--------------	---	---------------------	---------

Most Defensive Rebounds

Game:	51	vs. Oklahoma City	11/9/21
	51	vs. Dallas	12/22/23

Fewest Defensive Rebounds

Game:	18	vs. Minnesota	2/17/12
--------------	----	---------------	---------

Most Assists

Game:	40	vs. Sacramento	12/14/16
--------------	----	----------------	----------

Fewest Assists

Game:	9	vs. Dallas	2/15/07
	9	vs. Boston	1/3/25

Most Steals

Game:	20	vs. Charlotte	2/10/07
	20	vs. L.A. Lakers	12/7/16

Fewest Steals

Game:	0	vs. Golden State	12/31/05
--------------	---	------------------	----------

Most Blocked Shots

Game:	14	vs. Toronto (2OT)	11/11/13
	14	vs. Memphis	3/14/16

Fewest Blocked Shots

Game:	0	9x: last vs. Indiana	11/29/17
--------------	---	----------------------	----------

Most Personal Fouls

Game:	41	vs. Detroit	1/20/16
--------------	----	-------------	---------

Fewest Personal Fouls

Game:	9	vs. New York	1/10/09
--------------	---	--------------	---------

Most Turnovers

Game:	30	vs. Dallas	3/7/04
--------------	----	------------	--------

Fewest Turnovers

Game:	4	vs. Sacramento	4/1/15
--------------	---	----------------	--------

Toyota Center Team Records

Opponents

Most Points

Game:	145	vs. Brooklyn (OT)	1/16/19
	143	vs. Charlotte	11/27/21
Half:	80	vs. Minnesota	4/3/22
	80	vs. Dallas	1/7/22
Quarter:	47	vs. Denver	1/1/22
Overtime:	15	vs. Utah (OT), 1st OT	3/2/22
	15	vs. Phoenix (OT), 1st OT	1/31/10
	15	vs. New Orleans (OT), 1st OT	1/14/11

Fewest Points

Game:	63	2x: last vs. Cleveland	12/2/06
Half:	23	vs. Washington, 1st	2/26/08
Quarter:	6	vs. New Orleans, 4th	4/26/12
Overtime:	4	Multiple times	

Most Field Goals Made

Game:	58	vs. San Antonio	1/25/22
--------------	----	-----------------	---------

Fewest Field Goals Made

Game:	22	vs. New Orleans	4/1/05
	22	vs. Cleveland	12/2/06

Most Field Goals Attempted

Game:	114	vs. Toronto (2OT)	11/11/13
--------------	-----	-------------------	----------

Fewest Field Goals Attempted

Game:	65	vs. Charlotte	1/25/06
	65	vs. Minnesota	11/28/06

Highest Field Goal Percentage

Game:	65.5	vs. Dallas	11/25/09
	(55-84)		

Lowest Field Goal Percentage

Game:	.282	vs. Cleveland	12/2/06
--------------	------	---------------	---------

Most 3-Point Field Goals Made

Game:	24	vs. Golden State	11/20/22
	24	vs. Dallas	3/31/24
	24	vs. Philadelphia	3/17/25

Fewest 3-Point Field Goals Made

Game:	0	vs. Atlanta	12/29/06
	0	vs. Minnesota	1/11/08
	0	vs. Atlanta	2/9/08
	0	vs. New Jersey	3/10/08
	0	vs. Memphis	10/29/08
	0	vs. Oklahoma City	11/1/08
	0	vs. Philadelphia	2/22/12

Most 3-Point Field Goals Attempted

Game:	51	vs. Charlotte	11/27/21
		vs. New York	12/31/22

Fewest 3-Point Field Goals Attempted

Game:	4	vs. Philadelphia	1/15/08
	4	vs. Oklahoma City	11/1/08

Highest 3-Point Field Goal Percentage

Game:	.750	vs. Philadelphia	1/15/08
	(3-4)		

Lowest 3-Point Field Goal Percentage

Game:	.000*	vs. Memphis (0-13)	10/29/08
--------------	-------	--------------------	----------

*Most attempts no makes

Most Free Throws Made

Game:	35	vs. L.A. Clippers	10/24/18
	35	vs. Minnesota	2/23/15
	35	vs. Detroit	1/20/16

Fewest Free Throws Made

Game:	4	vs. L.A. Clippers	3/15/18
	4	vs. Golden State	12/11/24

Most Free Throws Attempted

Game:	59	vs. Detroit	1/20/16
--------------	----	-------------	---------

Fewest Free Throws Attempted

Game:	5	vs. Dallas	3/31/24
--------------	---	------------	---------

Highest Free Throw Percentage

Game:	1.000	vs. Golden State (10-10)	3/13/19
--------------	-------	--------------------------	---------

Lowest Free Throw Percentage

Game:	.389	vs. Phoenix (7-18)	4/3/05
--------------	------	--------------------	--------

Most Rebounds

Game:	66	vs. Detroit	3/22/18
--------------	----	-------------	---------

Fewest Rebounds

Game:	26	vs. Cleveland	11/9/17
--------------	----	---------------	---------

Most Offensive Rebounds

Game:	28	vs. Memphis	3/14/16
--------------	----	-------------	---------

Fewest Offensive Rebounds

Game:	2	4x: last vs. San Antonio	11/12/16
--------------	---	--------------------------	----------

Most Defensive Rebounds

Game:	52	vs. Utah	4/21/21
--------------	----	----------	---------

Fewest Defensive Rebounds

Game:	18	vs. Utah (OT)	12/3/03
--------------	----	---------------	---------

Most Assists

Game:	40	vs. Denver	2/28/23
--------------	----	------------	---------

Fewest Assists

Game:	7	vs. Denver	1/27/10
--------------	---	------------	---------

Most Steals

Game:	20	vs. Dallas	3/7/04
--------------	----	------------	--------

Fewest Steals

Game:	0	vs. Orlando	1/22/11
--------------	---	-------------	---------

Most Blocked Shots

Game:	15	vs. Dallas (OT)	3/24/12
--------------	----	-----------------	---------

Fewest Blocked Shots

Game:	0	Multiple times	
--------------	---	----------------	--

Most Personal Fouls

Game:	38	vs. Toronto (2OT)	11/11/13
--------------	----	-------------------	----------

Fewest Personal Fouls

Game:	9	vs. Washington	2/26/08
--------------	---	----------------	---------

Most Turnovers

Game:	28	vs. L.A. Lakers	12/7/16
--------------	----	-----------------	---------

Fewest Turnovers

Game:	6	8x: last vs. LAL	4/2/23
--------------	---	------------------	--------

Toyota Center Individual Records

Rockets

Most Points

Game:	61	James Harden	vs. San Antonio	3/22/19
	60	James Harden	vs. Orlando	1/30/18
	60	James Harden	vs. Atlanta	11/30/19

Most Field Goals Made

Game:	20	Luis Scola	vs. New Jersey	3/13/10
-------	----	------------	----------------	---------

Most Field Goals Attempted

Game:	37	Tracy McGrady	vs. Miami	1/29/06
-------	----	---------------	-----------	---------

Most 3-Point Field Goals Made

Game:	10	Fred VanVleet	vs. Utah	3/23/24
	10	Chandler Parsons	vs. Memphis	1/24/14

Most 3-Point Field Goals Attempted

Game:	23	James Harden	vs. Sacramento	3/30/19
-------	----	--------------	----------------	---------

Most Free Throws Made

Game:	22	2x: last James Harden	vs. Denver	3/19/15
-------	----	-----------------------	------------	---------

Most Free Throws Attempted

Game:	27	James Harden	vs. Memphis	12/31/18
-------	----	--------------	-------------	----------

Most Rebounds

Game:	26	Dwight Howard	vs. Charlotte	10/30/13
-------	----	---------------	---------------	----------

Most Offensive Rebounds

Game:	12	Tari Eason	vs. Oklahoma City	2/1/23
-------	----	------------	-------------------	--------

Most Defensive Rebounds

Game:	20	Dwight Howard	vs. Charlotte	10/30/13
-------	----	---------------	---------------	----------

Most Assists

Game:	18	Kyle Lowry	vs. Memphis	12/17/10
	18	Kyle Lowry	vs. Atlanta	12/31/11

Most Steals

Game:	9	Rafer Alston	vs. Charlotte	2/10/07
-------	---	--------------	---------------	---------

Most Blocked Shots

Game:	7	7x: last Terrence Jones	vs. Sacramento	4/1/15
-------	---	-------------------------	----------------	--------

Most Minutes Played

Game:	59	Cuttino Mobley	vs. Atlanta (3OT)	2/22/04
	59	Aaron Brooks	vs. Minnesota (3OT)	1/13/10

Most Turnovers

Game:	12	James Harden	vs. Toronto	11/23/16
-------	----	--------------	-------------	----------

Opponents

Most Points

Game:	50	Luka Dončić	vs. Dallas	12/23/22
-------	----	-------------	------------	----------

Most Field Goals Made

Game:	18	Luka Dončić	vs. Dallas	3/31/24
	18	David West	vs. New Orleans	12/29/09
	18	Carmelo Anthony	vs. Denver	3/15/10

Most Field Goals Attempted

Game:	37	Rudy Gay	vs. Toronto (2OT)	11/11/13
-------	----	----------	-------------------	----------

Most 3-Point Field Goals Made

Game:	10	3x; last by Tyler Herro	vs. Miami	12/15/22
-------	----	-------------------------	-----------	----------

Most 3-Point Field Goals Attempted

Game:	17	Stephen Curry	vs. Golden State	5/1/21
-------	----	---------------	------------------	--------

Toyota Center Individual Records

Most Free Throws Made

Game:	18	Kevin Durant Luka Dončić	vs. Oklahoma City vs. Dallas	1/16/14 1/2/23
-------	----	-----------------------------	---------------------------------	-------------------

Most Free Throws Attempted

Game:	36	Andre Drummond	vs. Detroit	1/20/16
-------	----	----------------	-------------	---------

Most Rebounds

Game:	26	Al Jefferson	vs. Minnesota (3OT)	1/13/10
-------	----	--------------	---------------------	---------

Most Offensive Rebounds

Game:	13	Alex Stepheson	vs. Memphis	3/14/16
-------	----	----------------	-------------	---------

Most Defensive Rebounds

Game:	23	Al Jefferson	vs. Minnesota (3OT)	1/13/10
-------	----	--------------	---------------------	---------

Most Assists

Game:	19	Rajon Rondo	vs. Sacramento	12/5/15
-------	----	-------------	----------------	---------

Most Steals

Game:	9	Dirk Nowitzki	vs. Dallas	3/7/04
-------	---	---------------	------------	--------

Most Blocked Shots

Game:	8	Myles Turner	at Indiana	1/6/21
-------	---	--------------	------------	--------

Most Minutes Played

Game:	55	Tayshaun Prince	vs. Detroit (2OT)	3/18/09
-------	----	-----------------	-------------------	---------

Most Turnovers

Game:	10	Russell Westbrook	vs. Oklahoma City	2/9/19
	10	Cade Cunningham	vs. Detroit	1/20/25

Rockets All-Time Preseason Records

Year	W	L	PCT	Year	W	L	PCT
1967	6	3	.667	1997	5	3	.625
1968	6	6	.500	1998	1	1	.500
1969	6	3	.667	1999	3	5	.375
1970	4	6	.400	2000	4	3	.571
1971	4	4	.500	2001	5	3	.625
1972	7	1	.875	2002	4	3	.571
1973	3	5	.375	2003	4	4	.500
1974	3	2	.600	2004	3	4	.429
1975	4	1	.800	2005	6	2	.750
1976	5	3	.625	2006	5	2	.714
1977	5	0	1.000	2007	3	4	.429
1978	4	4	.500	2008	5	2	.714
1979	5	3	.625	2009	4	4	.500
1980	4	2	.667	2010	4	4	.500
1981	4	2	.667	2011	1	1	.500
1982	1	4	.200	2012	5	2	.714
1983	1	7	.125	2013	6	1	.857
1984	4	3	.571	2014	6	2	.750
1985	7	1	.875	2015	3	5	.375
1986	4	4	.500	2016	5	2	.714
1987	4	4	.500	2017	4	1	.800
1988	3	5	.375	2018	4	1	.800
1989	2	5	.286	2019	4	2	.667
1990	6	3	.667	2020	3	1	.750
1991	6	2	.750	2021	1	3	.250
1992	5	2	.714	2022	3	1	.750
1993	5	3	.625	2023	4	1	.750
1994	5	3	.625	2024	3	1	.750
1995	6	2	.750	2025	4	0	1.000
1996	4	4	.500	Total	245	165	.598

Rockets Quadruple-Double Club

Hakeem Olajuwon (1 Game)

Mar. 29, 1990 vs. Milwaukee (18 pts, 16 reb, 11 blk, 10 ast)

Rockets Triple-Double Club

James Harden (46 Games; By Season Below)

2012-13: 1 Game 2016-17: 22 Games
 2013-14: 1 Game 2017-18: 4 Games
 2014-15: 4 Games 2018-19: 7 Games
 2015-16: 3 Games 2019-20: 4 Games

Hakeem Olajuwon (14 Games)

Jan. 7, 1986 vs. Golden State (26 pts, 12 reb, 11 blk)
 Mar. 10, 1987 vs. Seattle (38 pts, 17 reb, 12 blk) - 2OT
 Apr. 21, 1988 vs. San Antonio (38 pts, 10 reb, 10 blk)
 Nov. 11, 1989 vs. Utah (24 pts, 21 reb, 12 blk)
 Dec. 17, 1989 vs. Orlando (32 pts, 25 reb, 10 blk)
 Mar. 3, 1990 vs. Golden State (29 pts, 18 reb, 11 blk, 9 ast)
 Mar. 29, 1990 vs. Milwaukee (18 pts, 16 reb, 11 blk, 10 ast)
 Dec. 20, 1990 vs. Orlando (24 pts, 16 reb, 11 blk)
 Apr. 7, 1994 vs. Golden State (26 pts, 13 reb, 10 ast)
 Dec. 1, 1994 at Golden State (37 pts, 13 reb, 12 ast)
 Dec. 13, 1995 at Vancouver (15 pts, 14 reb, 10 blk)
 Dec. 28, 1995 vs. New Jersey (22 pts, 18 reb, 10 ast)
 Apr. 13, 1996 vs. Dallas (31 pts, 13 reb, 10 blk)
 Mar. 4, 1997 at L.A. Clippers (22 pts, 16 reb, 10 ast)

Alperen Sengun (8 Games)

Jan. 11, 2023 at Sacramento (10 pts, 10 reb, 10 ast)
 Jan. 25, 2023 vs Washington (21 pts, 11 reb, 10 ast)
 Jan. 21, 2024 vs. Boston (24 pts, 12 reb, 10 ast)
 Mar. 6, 2024 vs. L.A. Clippers (23 pts, 19 reb, 14 ast)
 Nov. 11, 2024 vs. L.A. Clippers (16 pts, 10 reb, 10 ast)
 Nov. 17, 2024 at Chicago (20 pts, 11 ast, 10 reb)
 Nov. 26, 2024 at Minnesota (22 pts, 11 ast, 10 reb)
 Mar. 23, 2025 vs. Denver (17 pts, 14 reb, 10 ast)

Russell Westbrook (8 Games)

Oct. 26, 2019 vs. New Orleans (28 pts, 13 ast, 10 reb)
 Oct. 30, 2019 at Washington (17 pts, 12 ast, 10 reb)
 Nov. 18, 2019 vs. Portland (28 pts, 13 reb, 10 ast)
 Dec. 3, 2019 at San Antonio (19 points, 10 reb, 10 ast)
 Dec. 5, 2019 at Toronto (19 pts, 13 reb, 11 ast)
 Dec. 7, 2019 vs. Phoenix (24 pts, 14 reb, 11 ast)
 Jan. 15, 2020 vs. Portland (31 pts, 12 ast, 11 reb)
 Jan. 20, 2020 vs. Oklahoma City (32 pts, 12 ast, 11 reb)

Elvin Hayes (7 Games)

Feb. 12, 1969 at Cincinnati (12 pts, 27 reb, 10 blk)
 Jan. 8, 1970 vs. San Francisco (10 pts, 19 reb, 10 blk)
 Feb. 14, 1970 vs. San Francisco (41 pts, 27 reb, 10 blk)
 Mar. 19, 1971 vs. Milwaukee (20 pts, 14 reb, 13 blk)
 Mar. 21, 1971 vs. Phoenix (34 pts, 13 reb, 13 blk)
 Dec. 1, 1971 at Cleveland (11 pts, 11 reb, 11 ast)
 Apr. 13, 1984 vs. San Antonio (16 pts, 17 reb, 11 ast) - OT

Clyde Drexler (7 Games)

Apr. 11, 1995 vs. Dallas (29 pts, 11 reb, 11 ast)
 Jan. 27, 1996 vs. Detroit (24 pts, 10 reb, 10 ast)
 Feb. 1, 1996 at Charlotte (16 pts, 10 reb, 14 ast)
 Feb. 13, 1996 vs. Dallas (21 pts, 14 reb, 12 ast)
 Nov. 1, 1996 vs. Sacramento (25 pts, 10 reb, 10 stls.)
 Jan. 19, 1997 vs. Chicago (17 pts, 11 ast, 10 reb)
 Mar. 22, 1997 vs. Phoenix (17 pts, 11 ast, 10 reb)

Steve Francis (6 Games)

Jan. 27, 2000 vs. Golden State (27 pts, 17 reb, 14 ast)
 Jan. 26, 2001 vs. Vancouver (13 pts, 10 reb, 12 ast)
 Mar. 13, 2001 vs. Indiana (16 pts, 10 reb, 11 ast)
 Jan. 18, 2002 at Boston (26 pts, 15 reb, 10 ast)
 Jan. 24, 2002 vs. New Jersey (23 pts, 12 reb, 11 ast)
 Mar. 21, 2003 at Golden State (13 pts, 11 reb, 12 ast)

Amen Thompson (4 Games)

Apr. 14, 2024 at L.A. Clippers (18 pts, 11 reb, 10 ast).
 Jan. 25, 2025 at Cleveland (23 pts, 14 reb, 10 ast)
 Feb. 3, 2025 at New York (25 pts, 11 reb, 11 ast)
 Feb. 12, 2025 vs. Phoenix (18 pts, 11 ast, 10 reb)

Otis Thorpe (3 Games)

Mar. 16, 1989 vs. Milwaukee (10 pts, 11 reb, 11 ast)
 Jan. 14, 1992 vs. Denver (16 pts, 13 reb, 10 ast)
 Dec. 17, 1992 at San Antonio (12 pts, 19 reb, 10 ast)

Art Williams (3 Games)

Nov. 4, 1967 vs. New York (15 pts, 11 reb, 13 ast)
 Dec. 10, 1968 vs. Philadelphia at N.Y. (20 pts, 12 reb, 11 ast)
 Mar. 22, 1970 vs. Phoenix (19 pts, 11 reb, 14 ast)

Charles Barkley (2 Games)

Nov. 23, 1996 at Golden State (27 pts, 17 reb, 12 ast)
 Dec. 2, 1997 vs. Denver (15 pts, 12 ast, 11 reb)

Lewis Lloyd (2 Games)

Oct. 29, 1983 vs. San Antonio (28 pts, 11 reb, 10 ast)
 Jan. 14, 1986 vs. Utah (28 pts, 10 reb, 10 ast)

Kyle Lowry (2 Games)

Mar. 20, 2011 vs. Utah (28 pts, 11 reb, 10 ast)
 Jan. 23, 2012 at Minnesota (16 pts, 10 reb, 10 ast)

Rodney McCray (2 Games)

Nov. 20, 1986 vs. Utah (13 pts, 10 reb, 14 ast)
 Apr. 9, 1987 vs. Sacramento (20 pts, 13 reb, 10 ast)

Tracy McGrady (2 Games)

Dec. 5, 2007 vs. Memphis (17 pts, 10 reb, 12 ast)
 Dec. 16, 2008 vs. Denver (20 pts, 14 reb, 10 ast)

Chris Paul (2 Games)

Dec. 18, 2017 vs. Utah (18 pts, 10 ast, 10 reb)
 Dec. 11, 2018 vs. Portland (11 pts, 10 ast, 10 reb)

Scottie Pippen (2 Games)

Feb. 25, 1999 vs. Atlanta (15 pts, 11 ast, 10 reb)
 Apr. 23, 1999 at L.A. Clippers (23 pts, 10 ast, 10 reb)

Kevin Porter Jr. (2 Games)

Mar. 30, 2022 vs. Sacramento (30 pts, 12 reb, 12 ast)
 Mar. 22, 2023 at Memphis (14 pts, 10 reb, 10 ast)

Rockets Triple-Doubles (One Game Each)

Jalen Green: Feb. 20, 2024 at Atlanta (26 pts, 14 reb, 10 ast)
John Wall: Mar. 22, 2021 vs. Toronto (19 pts, 11 reb, 10 ast).
Chris Paul: Dec. 18, 2017 vs. Utah (18 pts, 10 ast, 10 reb)
Jeremy Lin: Feb. 1, 2014 vs. Cleveland (15 pts, 11 reb, 10 ast)
Goran Dragic: Apr. 13, 2011 at Minnesota (11 pts, 11 reb, 11 ast)
Chuck Hayes: Mar. 23, 2011 vs. Golden State (13 pts, 14 reb., 11 ast)
Trevor Ariza: Apr. 14, 2010 vs. New Orleans (26 pts, 10 reb, 10 ast)
Cedric Maxwell: Mar. 31, 1988 at Indiana (23 pts, 15 reb, 10 ast)
Eric Floyd: Dec. 19, 1987 vs. Denver (23 pts, 13 reb, 10 ast)
Ralph Sampson: Dec. 9, 1983 at Chicago (28 pts, 18 reb, 13 blk)
Ed Ratleff: Mar. 26, 1974 vs. Buffalo (12 pts, 10 reb, 11 ast)
Jim Barnett: Feb. 14, 1969 at L.A. Lakers (18 pts, 11 reb, 10 ast)

Rockets Record by Month

Year	October	November	December	January	February	March	Apr/May	July/Aug	Totals
1967-68	1-7	3-15	7-8	3-9	1-17	0-11	—	—	15-67
1968-69	3-3	7-9	6-10	6-9	7-8	8-6	—	—	37-45
1969-70	1-6	7-8	7-11	4-8	4-11	4-11	—	—	27-55
1970-71	6-6	8-7	7-7	3-14	8-5	8-3	—	—	40-42
1971-72	2-8	4-10	8-7	5-9	8-6	7-8	—	—	34-48
1972-73	5-3	5-9	6-7	5-13	6-8	6-9	—	—	33-49
1973-74	4-7	4-8	4-12	6-10	8-4	6-9	—	—	32-50
1974-75	4-3	7-7	8-5	5-10	9-6	7-9	1-1	—	41-41
1975-76	0-3	8-5	7-7	8-8	7-8	8-7	2-4	—	40-42
1976-77	3-1	8-4	8-6	7-9	7-6	13-5	3-2	—	49-33
1977-78	3-2	4-10	6-8	3-11	8-7	1-13	3-3	—	28-54
1978-79	5-3	5-7	9-5	8-7	7-6	9-5	4-2	—	47-35
1979-80	2-7	10-4	5-9	8-8	8-5	8-8	—	—	41-41
1980-81	4-5	7-8	5-9	8-7	9-5	7-8	—	—	40-42
1981-82	1-1	5-10	6-7	9-4	11-3	9-7	5-4	—	46-36
1982-83	0-2	2-10	2-13	4-11	3-10	2-14	1-8	—	14-68
1983-84	1-0	5-10	6-9	7-7	4-9	5-11	1-7	—	29-53
1984-85	2-0	10-5	6-8	8-7	8-4	9-6	5-4	—	48-34
1985-86	2-2	11-4	7-6	12-2	6-7	8-8	5-2	—	51-31
1986-87	—	7-7	4-10	11-4	8-4	7-11	5-4	—	42-40
1987-88	—	7-6	7-6	9-5	9-4	9-7	5-8	—	46-36
1988-89	—	9-6	9-5	7-6	6-6	8-8	6-6	—	45-37
1989-90	—	9-6	3-12	8-5	4-8	11-5	6-5	—	41-41
1990-91	—	8-7	8-6	7-8	9-3	14-1	6-5	—	52-30
1991-92	—	9-4	7-9	8-6	6-8	7-9	5-4	—	42-40
1992-93	—	7-4	7-7	10-7	9-3	11-4	11-2	—	55-27
1993-94	—	14-0	10-4	7-6	7-5	12-4	8-5	—	58-24
1994-95	—	10-3	8-6	8-6	9-5	7-8	5-7	—	47-35
1995-96	—	11-4	11-4	7-8	9-4	4-9	6-5	—	48-34
1996-97	—	15-1	9-5	8-7	5-7	11-3	9-2	—	57-25
1997-98	1-0	7-5	7-6	6-11	7-6	9-7	4-6	—	41-41
1998-99	—	—	—	—	8-6	14-3	9-10	—	31-19
1999-00	—	4-11	6-9	7-7	5-8	5-10	7-3	—	34-48
2000-01	0-1	9-6	5-8	8-8	9-4	9-6	5-4	—	45-37
2001-02	1-0	6-9	2-13	6-9	5-5	6-10	2-8	—	28-54
2002-03	0-1	9-5	8-7	8-7	5-8	8-8	5-3	—	43-39
2003-04	1-0	8-7	8-7	9-6	8-5	8-6	3-6	—	45-37
2004-05	—	6-10	9-5	10-6	7-3	12-4	7-3	—	51-31
2005-06	—	4-11	6-7	5-11	10-3	7-8	2-8	—	34-48
2006-07	—	10-5	9-7	10-4	6-6	12-4	5-4	—	52-30
2007-08	1-0	8-8	6-8	10-4	13-0	11-4	6-3	—	55-27
2008-09	2-0	9-7	10-5	8-7	8-3	11-4	5-3	—	53-29
2009-10	2-1	7-7	11-5	5-9	4-7	8-8	5-3	—	42-40
2010-11	0-3	5-9	11-4	6-11	8-4	9-5	4-3	—	43-39
2011-12	—	—	2-2	10-7	9-6	7-9	6-8	—	34-32
2012-13	1-0	6-8	10-6	8-9	6-5	9-5	5-4	—	45-37
2013-14	1-0	12-5	8-8	10-4	8-2	10-4	5-5	—	54-28
2014-15	2-0	11-4	9-5	11-6	7-3	10-6	6-2	—	56-26
2015-16	0-2	7-9	9-7	9-7	4-6	8-8	4-2	—	41-41
2016-17	2-1	9-6	15-2	10-7	6-3	9-6	4-2	—	55-27
2017-18	5-3	12-1	9-5	10-4	12-0	14-1	3-3	—	65-17
2018-19	1-5	9-6	11-4	8-6	8-4	12-3	4-1	—	53-29
2019-20	3-1	10-5	10-5	7-7	9-2	1-4	—	4-4	44-28
2020-21	—	—	1-2	8-7	2-12	2-13	4-21	—	17-55
2021-22	1-5	3-11	6-10	4-10	1-9	5-12	0-5	—	20-62
2022-23	1-7	4-9	5-10	2-12	1-10	6-11	3-1	—	22-60
2023-24	0-3	8-5	7-7	7-10	3-9	13-2	3-5	—	41-41
2024-25	3-2	11-4	7-5	11-4	5-7	12-5	3-3	—	52-30
Totals	77-104	420-371	410-397	422-431	394-338	473-403	221-219	4-4	2421-2267

Rockets Versus Conferences & Divisions

Year	Western	Midwest/ Southwest	Northwest	Pacific	Year	Eastern	Atlantic	Central	Southeast
	Conference	Division	Division	Division		Conference	Division	Division	Division
	W-L	W-L	W-L	W-L		W-L	W-L	W-L	W-L
1967-68	11-29	—	—	—	1967-68	4-38	—	—	—
1968-69	20-20	—	—	—	1968-69	17-25	—	—	—
1969-70	17-23	—	—	—	1969-70	10-32	—	—	—
1970-71	21-24	7-16	—	14-8	1970-71	19-18	8-11	11-7	—
1971-72	14-31	5-16	—	9-15	1971-72	20-17	8-11	12-6	—
1972-73	12-24	4-12	—	8-12	1972-73	21-25	12-12	9-13	—
1973-74	11-25	3-13	—	8-12	1973-74	21-25	12-12	9-13	—
1974-75	20-16	11-5	—	9-11	1974-75	21-25	5-11	16-14	—
1975-76	17-19	9-7	—	8-12	1975-76	23-23	9-11	14-12	—
1976-77	26-16	14-9	—	12-7	1976-77	23-17	10-10	13-7	—
1977-78	13-29	8-15	—	5-14	1977-78	15-25	9-11	6-14	—
1978-79	23-19	10-10	—	13-9	1978-79	24-16	12-8	12-8	—
1979-80	11-11	5-5	—	6-6	1979-80	30-30	10-20	20-10	—
1980-81	32-28	19-11	—	13-17	1980-81	8-14	2-8	6-6	—
1981-82	35-25	17-13	—	18-12	1981-82	11-11	6-4	5-7	—
1982-83	9-51	4-26	—	5-25	1982-83	5-17	2-8	3-9	—
1983-84	21-39	9-21	—	12-18	1983-84	8-14	1-9	7-5	—
1984-85	36-24	20-10	—	16-14	1984-85	12-10	4-6	8-4	—
1985-86	38-22	20-10	—	18-12	1985-86	13-9	6-4	7-5	—
1986-87	31-29	19-11	—	12-18	1986-87	11-11	3-7	8-4	—
1987-88	33-27	13-17	—	20-10	1987-88	13-9	6-4	7-5	—
1988-89	33-25	19-11	—	14-14	1988-89	12-12	5-7	7-5	—
1989-90	28-28	13-15	—	15-13	1989-90	13-13	5-7	8-6	—
1990-91	33-23	20-8	—	13-15	1990-91	19-7	9-3	10-4	—
1991-92	26-28	12-14	—	14-14	1991-92	16-12	10-4	6-8	—
1992-93	36-18	19-7	—	17-11	1992-93	19-9	9-5	10-4	—
1993-94	38-16	15-11	—	23-5	1993-94	20-8	11-3	9-5	—
1994-95	27-27	13-13	—	14-14	1994-95	20-8	9-5	11-3	—
1995-96	31-21	14-10	—	17-11	1995-96	17-13	6-8	11-5	—
1996-97	40-12	19-5	—	21-7	1996-97	17-13	9-5	8-8	—
1997-98	29-23	14-10	—	15-13	1997-98	12-18	5-9	7-9	—
1998-99	28-16	12-9	—	16-7	1998-99	3-3	1-2	2-1	—
1999-00	23-29	8-16	—	15-13	1999-00	11-19	5-9	6-10	—
2000-01	20-32	11-13	—	9-19	2000-01	25-5	9-5	16-0	—
2001-02	18-34	9-15	—	9-19	2001-02	10-20	5-9	5-11	—
2002-03	26-26	11-13	—	15-13	2002-03	17-13	9-5	8-8	—
2003-04	21-31	8-16	—	13-15	2003-04	24-6	11-3	13-3	—
2004-05	33-19	10-6	12-6	11-7	2004-05	18-12	7-3	6-4	5-5
2005-06	19-33	1-15	10-8	8-10	2005-06	15-15	5-5	5-5	5-5
2006-07	28-24	8-8	10-8	10-8	2006-07	24-6	8-2	7-3	9-1
2007-08	33-19	8-8	14-4	11-7	2007-08	22-8	5-5	9-1	8-2
2008-09	35-17	9-7	14-4	12-6	2008-09	18-12	5-5	5-5	8-2
2009-10	28-24	9-7	11-7	8-10	2009-10	14-16	7-3	4-6	3-7
2010-11	25-27	5-11	9-9	11-7	2010-11	18-12	7-3	7-3	4-6
2011-12	23-25	6-8	8-10	9-7	2011-12	11-7	4-2	2-3	5-2
2012-13	24-28	6-10	8-10	10-8	2012-13	21-9	7-3	7-3	7-3
2013-14	31-21	11-5	11-7	9-9	2013-14	23-7	7-3	8-2	8-2
2014-15	33-19	8-8	15-3	10-8	2014-15	23-7	9-1	8-2	6-4
2015-16	28-24	8-8	9-9	11-7	2015-16	13-17	6-4	3-7	4-6
2016-17	36-16	10-6	13-5	13-5	2016-17	19-11	8-2	5-5	6-4
2017-18	41-11	12-4	16-2	13-5	2017-18	24-6	6-4	9-1	9-1
2018-19	32-20	10-6	8-10	14-4	2018-19	21-9	8-2	6-4	7-3
2019-20	28-19	8-5	10-8	10-6	2019-20	16-9	6-3	4-3	6-3
2020-21	11-31	5-7	3-12	3-12	2020-21	6-24	1-9	2-8	3-7
2021-22	11-41	3-13	6-12	2-16	2021-22	9-21	1-9	3-7	5-5
2022-23	12-40	4-12	5-13	3-15	2022-23	10-20	1-8	4-6	4-6
2023-24	28-24	9-7	11-8	8-9	2023-24	13-17	3-7	5-5	5-5
2024-25	31-21	13-3	9-9	9-9	2024-25	21-9	6-4	7-3	8-2
Totals	1478-1423	577-577	212-164	641-610	Totals	943-844	360-343	427-325	125-81
	.509	.500	.564	.512		.528	.512	.567	.607

Records

Rockets Longest Yearly Streaks

Overall Winning

1967-68	2
1968-69	5
1969-70	4
1970-71	7
1971-72	4
1972-73	3
1973-74	5
1974-75	7
1975-76	5
1976-77	9
1977-78	4
1978-79	4
1979-80	7
1980-81	5
1981-82	8
1982-83	2
1983-84	5
1984-85	8
1985-86	7
1986-87	5
1987-88	4
1988-89	6
1989-90	6
1990-91	13
1991-92	4
1992-93	15
1993-94	15
1994-95	9
1995-96	7
1996-97	9
1997-98	9
1998-99	9
1999-00	6
2000-01	4
2001-02	3
2002-03	5
2003-04	5
2004-05	8
2005-06	5
2006-07	5
2007-08	22
2008-09	6
2009-10	4
2010-11	5
2011-12	7
2012-13	5
2013-14	8
2014-15	6
2015-16	5
2016-17	10
2017-18	17
2018-19	9
2019-20	8
2020-21	6
2021-22	7
2022-23	3
2023-24	11
2024-25	9

Home Winning

1967-68	2
1968-69	6
1969-70	5
1970-71	7
1971-72	5
1972-73	4
1973-74	4
1974-75	7
1975-76	5
1976-77	11
1977-78	5
1978-79	7
1979-80	7
1980-81	5
1981-82	8

1982-83	3
1983-84	6
1984-85	8
1985-86	20
1986-87	7
1987-88	7
1988-89	8
1989-90	10
1990-91	11
1991-92	8
1992-93	9
1993-94	11/10
1994-95	4
1995-96	7
1996-97	8
1997-98	8
1998-99	9
1999-00	6
2000-01	6
2001-02	2
2002-03	7
2003-04	7
2004-05	4
2005-06	4
2006-07	6
2007-08	15
2008-09	12
2009-10	8
2010-11	8
2011-12	5
2012-13	6
2013-14	11
2014-15	5
2015-16	7
2016-17	6
2017-18	20
2018-19	10
2019-20	6
2020-21	2
2021-22	6
2022-23	5
2023-24	11
2024-25	7

Road Winning

1967-68	2
1968-69	2
1969-70	2
1970-71	2
1971-72	4
1972-73	2
1973-74	4
1974-75	3
1975-76	2
1976-77	4
1977-78	1
1978-79	2
1979-80	3
1980-81	3
1981-82	5
1982-83	1
1983-84	1
1984-85	5
1985-86	3
1986-87	4
1987-88	3
1988-89	3
1989-90	3
1990-91	5
1991-92	4
1992-93	6
1993-94	9
1994-95	6
1995-96	5
1996-97	8
1997-98	3

1998-99	5
1999-00	4
2000-01	3
2001-02	1
2002-03	2
2003-04	3
2004-05	4
2005-06	4
2006-07	5
2007-08	12
2008-09	4
2009-10	3
2010-11	6
2011-12	4
2012-13	3
2013-14	4
2014-15	6
2015-16	3
2016-17	5
2017-18	10
2018-19	6
2019-20	6
2020-21	4
2021-22	2
2022-23	2
2023-24	7
2024-25	6

Overall Losing

1967-68	17
1968-69	6
1969-70	9
1970-71	10
1971-72	8
1972-73	10
1973-74	8
1974-75	6
1975-76	5
1976-77	4
1977-78	13
1978-79	4
1979-80	6
1980-81	5
1981-82	6
1982-83	10
1983-84	6
1984-85	4
1985-86	3
1986-87	4
1987-88	4
1988-89	7
1989-90	4
1990-91	4
1991-92	6
1992-93	7
1993-94	4
1994-95	5
1995-96	7
1996-97	6
1997-98	6
1998-99	3
1999-00	8
2000-01	6
2001-02	15
2002-03	4
2003-04	5
2004-05	5
2005-06	7
2006-07	3
2007-08	6
2008-09	3
2009-10	4
2010-11	5
2011-12	6
2012-13	7

2013-14	3
2014-15	2
2015-16	4
2016-17	3
2017-18	5
2018-19	4
2019-20	4
2020-21	20
2021-22	15
2022-23	13
2023-24	5
2024-25	6

Home Losing

1967-68	10
1968-69	4
1969-70	4
1970-71	3
1971-72	4
1972-73	5
1973-74	7
1974-75	4
1975-76	3
1976-77	2
1977-78	8
1978-79	2
1979-80	3
1980-81	3
1981-82	3
1982-83	11
1983-84	3
1984-85	3
1985-86	1
1986-87	4
1987-88	2
1988-89	2
1989-90	2
1990-91	2
1991-92	4
1992-93	3
1993-94	1
1994-95	5
1995-96	6
1996-97	3
1997-98	4
1998-99	2
1999-00	6
2000-01	5
2001-02	7
2002-03	3
2003-04	2
2004-05	5
2005-06	7
2006-07	3
2007-08	3
2008-09	2
2009-10	4
2010-11	4
2011-12	4
2012-13	2
2013-14	2
2014-15	2
2015-16	3
2016-17	1
2017-18	2
2018-19	4
2019-20	3
2020-21	11
2021-22	11
2022-23	10
2023-24	3
2024-25	2

Road Losing

1967-68	16
1968-69	7

1969-70	13
1970-71	7
1971-72	6
1972-73	10
1973-74	8
1974-75	7
1975-76	5
1976-77	6
1977-78	11
1978-79	5
1979-80	7
1980-81	5
1981-82	6
1982-83	14
1983-84	9
1984-85	5
1985-86	6
1986-87	5
1987-88	6
1988-89	9
1989-90	3
1990-91	5
1991-92	9
1992-93	7
1993-94	3
1994-95	4
1995-96	4
1996-97	8
1997-98	5
1998-99	3
1999-00	9
2000-01	4
2001-02	8
2002-03	4
2003-04	3
2004-05	5
2005-06	4
2006-07	2
2007-08	3
2008-09	5
2009-10	5
2010-11	4
2011-12	5
2012-13	7
2013-14	3
2014-15	3
2015-16	4
2016-17	2
2017-18	3
2018-19	3
2019-20	3
2020-21	11
2021-22	11
2022-23	8
2023-24	9
2024-25	8

Regular Season Record vs. Opponents

Team	Total	Home	Road	Neut.	Team	Total	Home	Road	Neut.
Atlanta	84-82	59-25	25-57	0-0	Milwaukee	63-76	44-26	18-47	1-3
<i>St. Louis</i>	1-7	1-2	0-4	0-0	Minnesota	85-55	47-21	38-34	0-0
Atlanta	83-75	58-23	25-53	0-0	New Orleans	48-38	28-15	20-23	0-0
Boston	57-98	34-42	22-49	1-7	<i>New Orleans</i>	46-32	27-12	19-20	0-0
Brooklyn	66-40	37-15	29-25	0-0	<i>N.O./Okla. City</i>	2-6	1-3	1-3	0-0
<i>New Jersey</i>	53-27	29-10	24-17	0-0	New York	76-79	46-31	29-47	1-1
<i>Brooklyn</i>	13-12	8-4	5-8	0-0	Oklahoma City	119-124	75-44	40-77	4-3
Charlotte	51-20	28-7	23-13	0-0	<i>Seattle</i>	87-93	54-35	29-56	4-2
Chicago	76-73	47-23	28-46	1-4	<i>Oklahoma City</i>	32-31	21-9	11-21	0-1
Cleveland	91-51	55-15	36-35	0-1	Orlando	41-32	24-12	17-20	0-0
Dallas	105-96	58-43	46-53	1-0	Philadelphia	77-78	47-30	27-45	3-3
Denver	107-100	66-38	41-62	0-0	Phoenix	115-118	70-47	44-71	1-0
Detroit	75-76	51-23	23-49	1-4	Portland	119-98	67-40	50-58	2-0
Golden State	128-110	66-53	59-54	3-3	Sacramento	141-101	85-36	55-63	1-2
<i>San Francisco</i>	12-15	6-8	4-6	2-1	<i>Cincinnati</i>	13-14	8-5	4-7	1-2
<i>Golden State</i>	116-95	60-45	55-48	1-2	<i>Kansas City</i>	28-32	19-11	9-21	0-0
Indiana	58-47	35-19	23-28	0-0	<i>Sacramento</i>	100-55	58-20	41-35	1-0
L.A. Clippers	128-92	70-35	54-57	4-0	San Antonio	100-119	64-45	36-74	0-0
<i>Buffalo</i>	22-15	9-5	9-10	4-0	Toronto	32-26	22-7	10-19	0-0
<i>San Diego</i>	13-12	7-5	6-7	0-0	Utah	105-116	66-44	39-72	0-0
<i>Los Angeles</i>	93-65	54-25	39-40	0-0	<i>New Orleans</i>	14-12	7-6	7-6	0-0
L.A. Lakers	90-150	53-65	36-84	1-1	<i>Utah</i>	91-104	59-38	32-66	0-0
Memphis	70-48	43-16	27-32	0-0	Washington	80-82	47-31	31-47	2-4
<i>Vancouver</i>	20-4	11-1	9-3	0-0	<i>Baltimore</i>	6-30	2-13	2-13	2-4
<i>Memphis</i>	50-44	32-15	18-29	0-0	<i>Capital</i>	3-4	3-1	0-3	0-0
Miami	34-42	20-17	14-25	0-0	<i>Washington</i>	70-47	42-17	29-31	0-0

Rockets All-Time Overtime Record

Year	Total	Home	Road	Year	Total	Home	Road
1967-68	1-1	1-1	0-0	1997-98	1-4	0-2	1-2
1968-69	1-3	1-1	0-2	1998-99	2-1	1-0	1-1
1969-70	2-2	1-1	1-1	1999-00	2-3	1-1	1-2
1970-71	1-1	1-0	0-1	2000-01	2-2	1-1	1-1
1971-72	1-1	0-1	1-0	2001-02	5-5	3-2	2-3
1972-73	0-0	0-0	0-0	2002-03	4-5	2-1	2-4
1973-74	1-6	1-1	0-5	2003-04	5-2	3-1	2-1
1974-75	1-3	0-3	1-0	2004-05	4-3	2-1	2-2
1975-76	0-3	0-2	0-1	2005-06	2-2	0-1	2-1
1976-77	4-0	4-0	0-0	2006-07	3-3	1-1	2-2
1977-78	2-0	2-0	0-0	2007-08	0-1	0-0	0-1
1978-79	3-1	2-0	1-1	2008-09	2-1	2-0	0-1
1979-80	5-3	3-1	2-2	2009-10	4-3	2-2	2-1
1980-81	3-2	1-0	2-2	2010-11	2-6	2-3	0-3
1981-82	2-1	1-0	1-1	2011-12	3-6	3-3	0-3
1982-83	1-1	1-1	0-0	2012-13	0-4	0-2	0-2
1983-84	1-2	0-2	1-0	2013-14	3-2	3-0	0-2
1984-85	2-1	1-0	1-1	2014-15	5-0	1-0	4-0
1985-86	1-1	0-0	1-1	2015-16	4-2	3-0	1-2
1986-87	1-2	0-2	1-0	2016-17	3-0	1-0	2-0
1987-88	0-0	0-0	0-0	2017-18	2-0	2-0	0-0
1988-89	3-3	1-1	2-2	2018-19	2-4	1-1	1-3
1989-90	1-4	1-2	0-2	2019-20	2-1	0-0	2-1
1990-91	3-3	2-2	1-1	2020-21	0-1	0-0	0-1
1991-92	3-3	1-1	2-2	2021-21	2-1	2-1	0-0
1992-93	1-3	1-0	0-3	2022-22	1-1	1-0	0-1
1993-94	2-1	1-0	1-1	2023-24	2-5	1-1	1-4
1994-95	0-1	0-1	0-0	2024-25	3-1	1-1	2-0
1995-96	1-3	1-2	0-1	Totals	121-126	69-52	52-74
1996-97	4-2	2-2	2-0				

Opponents	W-L
Atlanta	4-1
Boston	4-4
Brooklyn	4-3
Charlotte	2-2
Chicago	3-4
Cleveland	3-2
Dallas	8-7
Denver	7-7
Detroit	2-5
Golden State	12-4
Indiana	2-4
L.A. Clippers	6-6
L.A. Lakers	11-11
Memphis	3-2
Miami	3-2
Milwaukee	2-2
Minnesota	6-4
New Orleans	1-3
New York	1-5
Oklahoma City	2-7
Orlando	2-0
Philadelphia	6-5
Phoenix	1-5
Portland	6-11
Sacramento	9-2
San Antonio	4-8
Toronto	2-1
Utah	5-6
Washington	0-3

Multiple OT (2OT: 32, 3OT: 3): 20-16

High Scorers vs. Opponents

	Rockets High Scorer	Opponents High Scorer
Atlanta	60, James Harden (Nov. 30, 2019)	49, Dominique Wilkins (Dec. 12, 1985)
Boston	51, Hakeem Olajuwon (Jan. 18, 1996)	48, Larry Bird (Mar. 17, 1985)
Brooklyn	58, James Harden (Jan. 16, 2019)	44, Drazen Petrovic (Jan. 24, 1993)
Charlotte	41, Jalen Green (Jan. 18, 2024)	43, Stephen Jackson (Jan. 12, 2010)
Chicago	45, Moses Malone (Nov. 13, 1979)	45, Michael Jordan (Jan. 18, 1998)
Cleveland	55, James Harden (Dec. 11, 2019)	46, Mike Mitchell (Feb. 8, 1980)
Dallas	49, James Harden (July, 31, 2020)	53, Dirk Nowitzki (Dec. 2, 2004)
Denver	52, Hakeem Olajuwon (Apr. 19, 1990)	54, Alex English (Nov. 19, 1985)
Detroit	54, Elvin Hayes (Nov. 13, 1968)	46, Jerry Stackhouse (Jan. 4, 2001)
Golden State	51, Moses Malone (Mar. 11, 1981)	51, Phil Smith (Dec. 11, 1976) 51, Rick Barry (Jan. 17, 1973)
Indiana	45, James Harden (Jan. 13, 2015) 45, James Harden (Aug. 12, 2020)	42, Butch Carter (Nov. 1, 1983)
L.A. Clippers	53, Moses Malone (Feb. 2, 1982)	51, Bob McAdoo (Mar. 18, 1975)
L.A. Lakers	51, James Harden (Dec. 20, 2017)	53, Kobe Bryant (Dec. 15, 2006) 53, Kobe Bryant (Mar. 30, 2007)
Memphis	57, James Harden (Jan. 14, 2019) 57, James Harden (Mar. 20, 2019)	49, Ja Morant (Oct. 21, 2022)
Miami	58, James Harden (Feb. 28, 2019)	45, Dwyane Wade (Dec. 29, 2010)
Milwaukee	50, Kevin Porter Jr. (Apr. 29, 2021)	48, Kareem Abdul-Jabbar (Jan. 25, 1973) 48, Giannis Antetokounmpo (Jan. 1, 2024)
Minnesota	49, James Harden (Nov. 16, 2019)	51, Corey Brewer (Apr. 11, 2014)
New Orleans	41, Clyde Drexler (Dec. 2, 1995) 41, Tracy McGrady (Mar. 8, 2008) 41, James Harden (Mar. 17, 2017) 41, James Harden (Dec. 29, 2018)	44, David West (Dec. 29, 2009)
New York	61, James Harden (Jan. 23, 2019)	45, Carmelo Anthony (Mar. 11, 2014)
Oklahoma City	50, Elvin Hayes (Nov. 20, 1970)	51, Shai Gilgeous-Alexander (Mar. 3, 2025)
Orlando	60, James Harden (Jan. 30, 2018)	39, Tracy McGrady (Feb. 16, 2002)
Philadelphia	51, James Harden (Jan. 27, 2017)	58, Allen Iverson (Jan. 15, 2002)
Phoenix	48, James Harden (Nov. 16, 2017)	47, Gail Goodrich (Mar. 9, 1969)
Portland	49, Moses Malone (Mar. 13, 1982)	71, Damian Lillard (Feb. 26, 2023)
Sacramento	51, James Harden (Apr. 1, 2015)	51, Nate Archibald (Nov. 27, 1972)
San Antonio	61, James Harden (Mar. 22, 2019)	46, George Gervin (Mar. 30, 1979)
Toronto	40, Yao Ming (Dec. 20, 2004) 40, James Harden (Mar. 6, 2016) 40, James Harden (Jan. 8, 2017) 40, James Harden (Mar. 9, 2018)	43, Vince Carter (Mar. 5, 2002)
Utah	56, James Harden (Nov. 5, 2017)	49, Lauri Markkanen (Jan. 5, 2023)
Washington	59, James Harden (Oct. 30, 2019)	46, Bradley Beal (Oct. 30, 2019)

Rockets Miscellaneous Records

Season Records

Best Winning Percentage: .793; 65-17 (2017-18)

Most Consecutive Home Wins: 21 (Apr. 14, 1985 - Jan. 11, 1986)

Most Consecutive Road Wins: 12 (Jan. 4 - Mar. 12, 2008)

Most Playoff Games Season: 23 (1994, won 15)

Worst Season: 14-68 (1982-83)

Most Consecutive Losses: 20 (Feb. 6 - Mar. 21, 2021)

Most Consecutive Home Losses: 11 (Mar. 1 - Apr. 16, 1983; Feb. 6 - Mar. 21, 2021; Dec. 10, 2021 - Jan. 31, 2022)

Most Consecutive Road Losses: 16 (Jan. 18 - Mar. 19, 1968; San Diego)

Best Home Record Season: 36-5 (1985-86)

Best Road Record Season: 31-10 (2017-18)

Best Months: 14-0 (November 1993), 13-0 (February 2008), 12-0 (February 2018)

Worst Home Record Season: 8-33 (1967-68)

Worst Road Record Season: 5-36 (1982-83)

Worst Months: 0-11 (March 1968), 1-17 (February 1968)

Overtime Games

Most Overtime Games Season: 10 (2001-2002)

Fewest Overtime Games Season: 0 (1972-73; 1987-88)

Most Overtime Wins Season: 5 (1979-80; 2001-2002; 2003-2004; 2014-15)

Most Overtime Losses Season: 6 (1973-74; 2010-2011; 2011-2012)

Most Consecutive Overtime Games: 3 (Nov. 17-20-24, 1976); (Nov. 26-29-Dec. 1, 1999)

Attendance

Largest Regular Season Home Attendance: 747,412 (2014-2015)

Most Regular Season Home Sellouts: 41 (1987-88; 1995-96; 1996-97; 1997-98, 2018-19)

Highest Regular Season Home Attendance Average: 18,230 (2014-2015)

Largest Single-Game Home Attendance: 18,583 (Mar. 27, 2010 vs. L.A. Lakers at Toyota Center)

Largest Home Attendance (including Playoffs): 913,489 (2017-18)

Most Consecutive Sellouts (including Playoffs): 176 (Apr. 23, 1995 - May 15, 1999)

Most Consecutive Regular Season Sellouts: 149 (Apr. 23, 1995 - May 4, 1999)

Best Comebacks

Rockets/Game

25 (1:30 second quarter, 44-69) vs. San Antonio, Dec. 16, 2019 (Won 109-107)

25 (10:44 third quarter, 60-85) vs. Philadelphia, March 17, 2025 (Won 144-137 OT)

23 (7:31 second quarter, 31-54) vs. Washington, March 21, 2022 (Won 115-97)

23 (1:01 second quarter, 33-56) vs. Portland, Jan. 22, 1977 (Won 110-107)

23 (5:08 second quarter, 26-49) at Atlanta, Mar. 8, 2001 (Won 104-98)

22 (2:45 second quarter, 12-34) at Dallas, Apr. 16, 1989 (down 18 with 1:54 in 3rd; Won 114-112 OT)

22 (4:36 first quarter, 7-29) vs. New York, Nov. 25, 2017 (Won 117-102)

Rockets/Start of Fourth Quarter

15 (61-76) vs. Portland, Nov. 18, 2015 (Won 108-103, OT)

14 (79-93) at Sacramento, Nov. 12, 1987 (Won 116-114)

14 (84-98) at Portland, Dec. 9, 2017 (Won 124-117)

Opponents/Game

26 (7:45 second quarter, 46-20) at Portland, Feb. 15, 1997 (Lost 109-105)

26 (10:50 third quarter, 64-38) at Boston, Dec. 28, 2017 (Lost 98-99)

26 (1:38 second quarter, 68-42) vs. Oklahoma City, 2/9/19 (Lost 112-117)

24 (6:02 third quarter, 79-55) vs. Minnesota, Feb. 17, 1992 (Lost 124-122 OT)

23 (10:56 second quarter, 36-13) at San Antonio, Apr. 18, 1999 (Lost 86-83)

22 (6:10 second quarter, 61-39) at Dallas on Apr. 9, 2024 (Lost 147-136 OT)

Opponents/Start of Fourth Quarter

19 (98-79) at New York, Nov. 20, 1979 (Lost 125-130 OT)

17 (88-71) at Chicago, Feb. 28, 2009 (Lost 105-102)

16 (96-80) vs. New Orleans, Apr. 7, 1978 (Lost 114-117)

16 (97-81) at San Antonio, Dec. 3, 2019 (Lost 133-135 2OT)

16 (87-71) vs. Oklahoma City, Jan. 2020 (Lost 107-112)

NBA Store HOUSTON

Official destination for all things Rockets.

Rep your squad with the latest jerseys, exclusive drops, and hardwood classics you won't find anywhere else.



NBA Store

Galleria Mall 5135 W Alabama St., Houston, TX 77056



Leading in assists since 1865.

Whether it's in sports or banking,
at PNC, we know that teamwork
can lead to big wins. That's why we're
proud to support the Houston Rockets
for putting in the time and working
together to accomplish their goals.



Proud Partner of the Houston Rockets

©2025 The PNC Financial Services Group, Inc. All rights reserved.
PNC Bank, National Association. **Member FDIC.**

SPON RM PDF 0725-0104-2718201


History



History of the Rockets

The San Diego Rockets entered the NBA as an expansion team alongside the Seattle Supersonics for the 1967-68 season. The name Rockets was chosen because of San Diego's nearby aerospace industry.

In their first season, the Rockets compiled a league-worst 15-67 record but in an omen of things to come, selected Elvin Hayes from the University of Houston with the first overall pick in the 1968 NBA Draft. As a rookie, Hayes led the NBA in scoring with 28.4 points per game and helped the team achieve its first playoff berth.



The Rockets weren't able to carry over their success to the following season in 1969-70 but selected future Hall of Famers Rudy Tomjanovich and Calvin Murphy in the 1970 NBA Draft.

In June 1971, a group named Texas Sports Investments bought the Rockets franchise for \$5.6 million and the team moved to Houston for the 1971-72 season. That season, the Rockets played home games in Houston, San Antonio and Waco.

The 1974-75 Rockets produced the franchise's first season at .500 or better and its first playoff series win.

On Oct. 24, 1976, the Rockets acquired Moses Malone from the Buffalo Braves in exchange for a pair of future first round picks. That season the Rockets finished with a 49-33 mark, won their first division title, and advanced to the Conference Finals with Tom Nissalke earning Coach of the Year honors.

Following a disappointing campaign in 1977-78, the Rockets won 47 games in 1978-79, with Malone, Murphy, and Tomjanovich all making the All-Star game. Malone averaged 24.8 points and an NBA-high 17.6 rebounds to earn the first of his two MVP awards as a Rocket.

The 1980-81 Rockets qualified for the playoffs during the final weekend of the season, and despite a sub-.500 record, advanced to their first-ever NBA Finals vs. Boston.

Malone won his second MVP award in 1981-82 but the Rockets were eliminated in the First Round of the playoffs and he was traded to Philadelphia.

The Rockets drafted first overall in consecutive years in 1983 and 1984, selecting 7'4" Ralph Sampson from Virginia and 7'0" Akeem (later Hakeem) Olajuwon from the University of Houston. Sampson was named Rookie of the Year in 1983-84, while Olajuwon finished second in balloting for the award to Michael Jordan a year later.

The Rockets compiled a 48-34 record during Sampson's and Olajuwon's first season together in 1984-85, but were eliminated in the first round of the playoffs. The following year, the Rockets went 51-31 and upset the defending champion Los Angeles Lakers in the Conference Finals to advance to the NBA Finals vs. Boston.

Houston was knocked out of the First Round of the playoffs in four straight seasons from 1987-88 through 1990-91. After a disappointing start to the 1991-92 season, Don Chaney was relieved of his duties as head coach and Tomjanovich was promoted from assistant coach to interim head coach.

Tomjanovich was later named the permanent head coach and the Rockets won 55 games in his first full season at the helm in 1992-93. Olajuwon finished second in voting for the MVP award, was named Defensive Player of the Year, and earned the first of four straight All-NBA First Team selections.

On July 30, 1993, Leslie Alexander became owner of the team. The Rockets finished the 1993-94 regular season with 58 wins. After the Rockets lost the first two games of the Conference Semifinals at home to Phoenix, a local paper posted the headline "Choke City," but Houston rallied to win the series and advanced to the NBA Finals. The Rockets defeated New York in seven games to capture the championship. Olajuwon earned Finals MVP honors, becoming the first player to win that award while being named both regular season MVP and Defensive Player of the Year in the same season.

The following season, Houston acquired Clyde Drexler via trade from Portland on February 14, 1995. The Rockets entered the playoffs as the sixth season but advanced to the NBA Finals and swept Orlando 4-0. Houston became the lowest seeded team in league history to have won the title and the first to have eliminated four teams in the playoffs which had won 50-plus games during the regular season.

During 1995-96, Olajuwon became the NBA's all-time leader in blocked shots and Tomjanovich became the franchise's all-time winningest coach. The Rockets added Charles Barkley in August of 1996 and advanced to the 1997 Western Conference Finals.

Prior to the start of the lockout shortened 1998-99 season, Houston acquired Scottie Pippen from Chicago, but the Rockets were eliminated in the First Round and did not make the playoffs in any of the next four seasons from 1999-00 through 2002-03.

The Rockets won the 2002 NBA Draft Lottery, and selected 7'6" Yao Ming from China. Following Yao's rookie season, Tomjanovich stepped down as head coach, having accumulated a franchise record 503 wins.

On June 11, 2003, Jeff Van Gundy became the 10th head coach in team history. His first season coincided with the opening of the Rockets new arena, Toyota Center.

Days after the 2004 NBA Draft, Houston acquired Tracy McGrady, from Orlando in a seven-player deal. In his first season as a Rocket, the team won 51 games.

Toyota Center hosted the 2006 NBA All-Star Game with Yao leading all players in All-Star voting for the second straight season.

History of the Rockets

Daryl Morey was named Assistant General Manager on April 3, 2006. The Rockets won 52 games the following season despite Yao being limited to 48 games played due to injury. Following the season, long-time staff member Carroll Dawson retired as General Manager with Morey taking over his role.

One of Morey's first moves as GM was hiring Rick Adelman as head coach. Houston went 55-27 in 2007-08, including a franchise-best 22 consecutive wins from Jan. 29 through March 16.

In 2008-09, Houston won 53 games and pushed the eventual champion L.A. Lakers to Game 7 of the Western Conference Semifinals, despite being without McGrady for the entire postseason and Yao for the final four games of the series.

Yao missed all of 2009-10 due to foot surgery, but the Rockets still finished above .500 with a 42-40 mark. McGrady was traded to New York as part of a three-team trade in February. Aaron Brooks was named the NBA's Most Improved Player.

After injuries limited Yao to five games played in 2010-11, he announced his retirement on July 20, 2011. Kevin McHale was named head coach that summer and the Rockets posted a 34-32 mark in the lockout shortened 2011-12 campaign.

On Oct. 27, 2012, Houston acquired James Harden from Oklahoma City. The Rockets won 45 games and returned to the playoffs after a three-year absence. Harden was selected to his first All-Star Game, which took place in Houston

Three-time NBA Defensive Player of the Year Dwight Howard signed as a free agent with the Rockets on July 13, 2013. The tandem of Harden and Howard helped lead Houston to a 54-28 mark in 2013-14 along with another trip to the playoffs. Both players were named All-Stars with Harden also earning All-NBA First Team honors while Howard was selected to the Second Team.

The Rockets won 56 games in 2014-15 and advanced to the Western Conference Finals for the first time since 1996-97. Harden earned All-NBA First Team honors for the second straight season and was runner-up for the MVP award.

After posting a 41-41 mark in 2015-16, Houston bounced back in 2016-17, winning 55 games under Mike D'Antoni, who was named Coach of the Year. Harden was a unanimous All-NBA First Team selection while free agent acquisition Eric Gordon was named Sixth Man of the Year.

On October 6, 2017, the NBA Board of Governors unanimously approved Tilman J. Fertitta as the new owner of the Rockets. Houston won a franchise record 65 games in 2017-18. The Rockets advanced to the Western Conference Finals, pushing the eventual champion Golden State Warriors to Game 7. Harden was a unanimous All-NBA First Team selection and became the third player in franchise history to be named MVP.

Houston advanced to the Conference Semifinals in 2018-19 with Harden earning his third straight unanimous All-NBA First Team selection.

On July 16, 2019, the Rockets acquired eight-time former MVP Russell Westbrook via trade with Oklahoma City. After play was suspended in March due to a global pandemic, Houston was one of 22 teams invited to the NBA Restart in Orlando and advanced to the Conference Semifinals. Harden earned All-NBA First Team honors while Westbrook was a Third Team selection.

A new era for the Rockets began on Nov. 5, 2020 with the introduction of General Manager Rafael Stone. The Rockets used an NBA record 30 different players during the shortened 2020-21 season. Undrafted rookie Jae'Sean Tate was named to the All-Rookie First Team.

The Rockets began the 2021-22 season with five players 19 or younger, including four who were chosen within the first 24 picks of the 2021 NBA Draft. Jalen Green, who was the second overall pick, earned All-Rookie First Team honors.

Houston entered 2022-23 with nine players who were 21 or younger, including Jabari Smith Jr. and Tari Eason who were the third and 17th picks in the 2022 NBA Draft. Both players earned NBA All-Rookie Second Team honors. Following the conclusion of the season, the Rockets named Ime Udoka the 15th head coach in franchise history.

In his first season as coach, Udoka led Houston to a 41-41 mark, which tied for the second-largest increase in wins from one season to the next in franchise history. Alperen Sengun was a finalist for Most Improved Player while Amen Thompson earned All-Rookie Second Team honors.

Houston won 52 games in 2024-25 and finished second in the Western Conference standings to earn its first playoff appearance since 2019-20. Sengun made his first All-Star appearance, Udoka was a finalist for Coach of the Year and Thompson was named All-Defensive First Team.

The 22-Game Winning Streak

January 29-March 16, 2008

PLAYER	G-GS		FIELD GOALS				3-POINT FG			REBOUNDS				TO	BLK	PTS	AVG	
		MIN	FG-FGA	PCT	FG-FGA	PCT	FT-FTA	PCT	OFF	DEF	TOT	AST	PF-DQ					STL
McGrady	21-21	808	178-407	.437	34-107	.318	74-106	.698	16	95	111	130	25-0	23	52	10	464	22.1
Yao	12-12	445	93-176	.528	0-0	—	72-86	.837	35	98	133	24	32-0	4	36	14	258	21.5
Alston	22-22	792	133-313	.425	57-144	.396	23-33	.697	10	84	94	145	44-0	33	44	9	346	15.7
Scola	22-22	581	107-195	.549	0-1	.000	42-63	.667	46	105	151	32	62-0	17	36	7	256	11.6
Battier	22-22	842	81-181	.448	45-113	.398	22-30	.733	34	88	122	54	43-0	13	17	28	229	10.4
Landry	17-0	329	66-108	.611	0-1	.000	36-55	.655	40	48	88	9	4-0	11	10	3	168	9.9
Head	16-1	288	48-102	.471	24-59	.407	18-24	.750	3	28	31	38	20-0	12	10	1	138	8.6
Wells	9-0	177	22-44	.500	1-3	.333	20-32	.625	7	41	48	21	19-0	8	10	4	65	7.2
Jackson	11-0	181	28-71	.394	8-29	.276	6-8	.750	4	27	31	26	17-0	4	14	2	70	6.4
Harris	4-0	53	10-24	.417	0-0	—	4-7	.571	10	11	21	1	4-0	2	0	0	24	6.0
Green	1-0	4	3-3	1.000	0-0	—	0-0	—	2	0	2	0	2-0	0	0	0	6	6.0
Novak	18-0	115	22-48	.458	12-31	.387	1-2	.500	2	13	15	3	9-0	1	1	2	57	3.2
Hayes	19-0	290	25-38	.658	0-0	—	4-4	1.000	19	70	89	22	47-1	13	15	8	54	2.8
Brooks	18-0	147	16-57	.281	7-28	.250	5-8	.625	5	13	18	21	19-0	2	10	1	44	2.4
Mutombo	11-10	195	10-21	.476	0-0	—	5-8	.625	18	48	66	0	15-0	2	3	23	25	2.3
Williams	1-0	6	1-3	.333	0-0	—	1-4	.250	1	0	1	0	3-0	0	1	0	3	3.0
James	4-0	19	2-7	.286	0-2	.000	0-0	—	1	3	4	1	3-0	0	2	0	4	1.0
Jones	4-0	9	2-4	.500	0-0	—	0-0	—	0	1	1	0	3-0	1	1	0	4	1.0
ROCKETS	22	5280	847-1802	.470	188-518	.363	333-470	.709	253	773	1026	527	407-1	146	282	112	2215	100.7
OPPONENTS	22	5280	739-1805	.409	133-353	.377	332-485	.685	242	643	885	408	412-1	165	266	97	1943	88.3

Date	Opponent	Result	Leading Scorer
Jan. 29	Golden State	W, 111-107	Yao-36
Feb. 1	at Indiana	W, 106-103	Landry-22
2	at Milwaukee	W, 91-83	McGrady-33
4	at Minnesota	W, 92-86	McGrady-26
7	Cleveland	W, 92-77	Yao-22
9	Atlanta	W, 108-89	Yao-28
11	Portland	W, 95-83	Yao-25
13	Sacramento	W, 89-87	Yao-25
19	at Cleveland	W, 93-85	Alston-22
21	Miami	W, 112-100	McGrady-23
22	at New Orleans	W, 100-80	McGrady-34

Date	Opponent	Result	Leading Scorer
Feb. 24	Chicago	W, 110-97	McGrady-24
26	Washington	W, 94-69	Head-18
29	Memphis	W, 116-95	McGrady-25
Mar. 2	Denver	W, 103-89	McGrady-22
5	Indiana	W, 117-99	McGrady-25
6	at Dallas	W, 113-98	McGrady-31
8	New Orleans	W, 106-96	McGrady-41
10	New Jersey	W, 91-73	McGrady-19
12	at Atlanta	W, 83-75	McGrady-28
14	Charlotte	W, 89-80	McGrady-30
16	L.A. Lakers	W, 104-92	Alston-31



The 22-Game Winning Streak



Rockets All-Time Record

(52 Seasons: 4 Seasons San Diego, 48 Seasons Houston)

San Diego (1967-71)

Years	Coach	W-L	Pct.	Finish	Home	Road	Neut.	Playoffs
1967-68	Jack McMahan	15-67	.183	6th Western	8-33	3-25	4-9	—
1968-69	Jack McMahan	37-45	.451	4th Western	25-16	8-25	4-4	2-4
1969-70	Jack McMahan (9-17) Alex Hannum (18-38)	27-55	.329	7th Western	21-17	4-33	2-5	—
1970-71	Alex Hannum	40-42	.488	3rd Pacific	24-15	15-26	1-1	—

Houston (1971-Present)

Years	Coach	W-L	Pct.	Finish	Home	Road	Neut.	Playoffs
1971-72	Tex Winter	34-48	.415	4th Pacific	15-20	14-23	5-5	—
1972-73	Tex Winter (17-30) John Egan (16-19)	33-49	.402	3rd Central	14-14	10-28	9-7	—
1973-74	John Egan	32-50	.390	3rd Central	18-23	13-25	1-2	—
1974-75	John Egan	41-41	.500	2nd Central	29-12	12-27	0-2	3-5
1975-76	John Egan	40-42	.488	3rd Central	28-13	12-29	0-0	—
1976-77	Tom Nissalke	49-33	.598	1st Central	34-7	15-25	0-1	6-6
1977-78	Tom Nissalke	28-54	.341	6th Central	21-20	7-34	0-0	—
1978-79	Tom Nissalke	47-35	.573	2nd Central	30-11	17-24	0-0	0-2
1979-80	Del Harris	41-41	.500	2nd Central	29-12	12-29	0-0	2-5
1980-81	Del Harris	40-42	.488	2nd Midwest	25-16	15-26	0-0	12-9
1981-82	Del Harris	46-36	.561	2nd Midwest	25-16	21-20	0-0	1-2
1982-83	Del Harris	14-68	.171	6th Midwest	9-32	5-36	0-0	—
1983-84	Bill Fitch	29-53	.354	6th Midwest	21-20	8-32	0-1	—
1984-85	Bill Fitch	48-34	.585	2nd Midwest	29-12	19-22	0-0	2-3
1985-86	Bill Fitch	51-31	.622	1st Midwest	36-5	15-26	0-0	13-7
1986-87	Bill Fitch	42-40	.512	3rd Midwest	25-16	17-24	0-0	5-5
1987-88	Bill Fitch	46-36	.561	4th Midwest	31-10	15-26	0-0	1-3
1988-89	Don Chaney	45-37	.549	2nd Midwest	31-10	14-27	0-0	1-3
1989-90	Don Chaney	41-41	.500	5th Midwest	31-10	10-31	0-0	1-3
1990-91	Don Chaney	52-30	.634	3rd Midwest	31-10	21-20	0-0	0-3
1991-92	Don Chaney (26-26) Rudy Tomjanovich (16-14)	42-40	.512	3rd Midwest	28-13	14-27	0-0	—
1992-93	Rudy Tomjanovich	55-27	.671	1st Midwest	31-9	24-16	0-2	6-6
1993-94	Rudy Tomjanovich	58-24	.707	1st Midwest	35-6	23-18	0-0	15-8
1994-95	Rudy Tomjanovich	47-35	.573	3rd Midwest	25-16	22-19	0-0	0-0
1995-96	Rudy Tomjanovich	48-34	.585	3rd Midwest	27-14	21-20	0-0	3-5
1996-97	Rudy Tomjanovich	57-25	.695	2nd Midwest	30-11	27-14	0-0	9-7
1997-98	Rudy Tomjanovich	41-41	.500	4th Midwest	24-17	16-24	1-0	2-3
1998-99	Rudy Tomjanovich	31-19	.620	3rd Midwest	19-6	12-13	0-0	1-3
1999-00	Rudy Tomjanovich	34-48	.415	6th Midwest	22-19	12-29	0-0	—
2000-01	Rudy Tomjanovich	45-37	.549	5th Midwest	24-17	21-20	0-0	—
2001-02	Rudy Tomjanovich	28-54	.341	5th Midwest	18-23	10-31	0-0	—
2002-03	Rudy Tomjanovich	43-39	.524	5th Midwest	28-13	15-26	0-0	—
2003-04	Jeff Van Gundy	45-37	.549	5th Midwest	27-14	18-23	0-0	1-4
2004-05	Jeff Van Gundy	51-31	.622	3rd Southwest	26-15	25-16	0-0	3-4
2005-06	Jeff Van Gundy	34-48	.415	5th Southwest	15-26	19-22	0-0	—
2006-07	Jeff Van Gundy	52-30	.634	3rd Southwest	28-13	24-17	0-0	3-4
2007-08	Rick Adelman	55-27	.671	3rd Southwest	31-10	24-17	0-0	2-4
2008-09	Rick Adelman	53-29	.646	2nd Southwest	33-8	20-21	0-0	7-6
2009-10	Rick Adelman	42-40	.512	3rd Southwest	23-18	19-22	0-0	—
2010-11	Rick Adelman	43-39	.524	5th Southwest	25-16	18-23	0-0	—
2011-12	Kevin McHale	34-32	.515	4th Southwest	22-11	12-21	0-0	—
2012-13	Kevin McHale	45-37	.549	3rd Southwest	29-12	16-25	0-0	2-4
2013-14	Kevin McHale	54-28	.659	2nd Southwest	33-8	21-20	0-0	2-4
2014-15	Kevin McHale	56-26	.683	1st Southwest	30-11	25-15	1-0	9-8
2015-16	Kevin McHale (4-7) J.B. Bickerstaff (37-34; Interim)	41-41	.500	4th Southwest	23-18	18-23	0-0	1-4
2016-17	Mike D'Antoni	55-27	.671	2nd Southwest	30-11	25-16	0-0	6-5
2017-18	Mike D'Antoni	65-17	.793	1st Southwest	34-7	31-10	0-0	11-6
2018-19	Mike D'Antoni	53-29	.646	1st Southwest	31-10	22-19	0-0	6-5
2019-20	Mike D'Antoni	44-28	.611	1st Southwest	24-12	20-16	0-0	5-7
2020-21	Stephen Silas	17-55	.236	5th Southwest	9-27	8-28	0-0	—
2021-22	Stephen Silas	20-62	.244	5th Southwest	11-30	9-32	0-0	—
2022-23	Stephen Silas	22-60	.268	4th (t) Southwest	14-27	8-33	0-0	—
2023-24	Ime Udoka	41-41	.500	3rd Southwest	27-14	14-27	0-0	—
2024-25	Ime Udoka	52-30	.634	1st Southwest	29-12	23-17	0-1	3-4
Totals	15 Coaches 4688 Games	2421-2267	.516	9 Div. Titles	1455-864 .627	938-1363 .408	28-40 .412	161-168 .489

Rockets Home Attendance

(52 Seasons: 4 Seasons San Diego, 48 Seasons Houston)

San Diego (1967-71)

Years (Venue)	Games	Totals	Average	Playoffs	Largest Crowd	Overall Total	Average
1967-68 (SD Sports Arena)	41	188,865	4,067	—	10,269	188,865	4,067
1968-69 (SD Sports Arena)	41	248,217	6,054	3-31,755	14,280	279,972	6,363
1969-70 (SD Sports Arena)	38	232,684	6,128	—	13,643	232,684	6,128
1970-71 (SD Sports Arena)	39	264,206	6,774	—	11,639	264,206	6,774

Houston (1971-Present)


Years (Venue)	Games	Totals	Average	Playoffs	Largest Crowd	Overall Total	Average
1971-72 (Hofheinz)	41	203,599	4,966	—	10,218	203,599	4,966
1972-73 (Hofheinz)	41	189,773	4,629	—	10,146	189,773	4,629
1973-74 (Hofheinz)	41	158,059	3,855	—	8,253	158,059	3,855
1974-75 (Hofheinz)	41	187,457	4,572	4-40,872	10,518	228,329	5,074
1975-76 (The Summit)	41	261,418	6,376	—	12,586	261,418	6,376
1976-77 (The Summit)	41	347,920	8,486	6-93,838	16,012	441,758	9,399
1977-78 (The Summit)	41	384,905	9,388	—	15,556	384,905	9,388
1978-79 (The Summit)	41	434,400	10,595	1-14,405	15,676	448,805	10,686
1979-80 (The Summit)	41	413,572	10,087	4-57,479	15,676	471,051	10,468
1980-81 (The Summit)	41	385,354	9,399	9-145,089	16,121	530,443	10,609
1981-82 (The Summit)	41	480,128	11,710	1-16,121	16,121	496,249	11,815
1982-83 (The Summit)	41	307,131	7,491	—	15,816	307,131	7,491
1983-84 (The Summit)	41	435,852	10,631	—	16,016	435,852	10,631
1984-85 (The Summit)	41	569,018	13,878	3-43,340	16,016	612,358	13,917
1985-86 (The Summit)	41	604,644	14,747	10-158,677	16,016	763,321	14,967
1986-87 (The Summit)	41	660,175	16,102	5-81,395	16,279	741,570	16,121
1987-88 (The Summit)	41	681,051	16,611	2-33,222	16,611	714,273	16,611
1988-89 (The Summit)	41	680,728	16,603	2-33,222	16,611	713,950	16,604
1989-90 (The Summit)	41	649,697	15,846	2-33,222	16,611	682,919	15,882
1990-91 (The Summit)	41	613,230	14,957	1-16,611	16,611	629,841	15,882
1991-92 (The Summit)	41	592,790	14,458	—	16,611	592,790	14,458
1992-93 (The Summit)	41	554,210	13,517	6-99,666	16,611	653,876	13,912
1993-94 (The Summit)	41	615,224	15,005	13-213,520	16,611	828,744	15,347
1994-95 (The Summit)	41	653,389	15,936	10-166,110	16,611	819,499	16,069
1995-96 (The Summit)	41	667,685	16,285	4-65,140	16,285	732,825	16,285
1996-97 (The Summit)	41	667,685	16,285	9-146,565	16,285	814,250	16,285
1997-98 (Compaq Center*)	41	667,685	16,285	7-148,560	16,285	700,255	16,285
1998-99 (Compaq Center*)	25	407,125	16,285	2-32,570	16,285	439,695	16,285
1999-00 (Compaq Center*)	41	624,594	15,234	—	16,285	624,594	15,234
2000-01 (Compaq Center*)	41	518,555	12,648	—	16,285	518,555	12,648
2001-02 (Compaq Center*)	41	481,227	11,737	—	16,285	481,227	11,737
2002-03 (Compaq Center*)	41	565,166	13,785	—	16,285	565,166	13,785
2003-04 (Toyota Center)	41	640,794	15,629	2-36,445	18,332	677,239	15,750
2004-05 (Toyota Center)	41	663,444	16,182	3-54,625	18,292	718,069	16,320
2005-06 (Toyota Center)	41	636,110	15,515	—	18,291	636,110	15,515
2006-07 (Toyota Center)	41	678,362	16,545	4-73,022	18,392	751,384	16,697
2007-08 (Toyota Center)	41	718,524	17,525	3-54,640	18,525	773,164	15,572
2008-09 (Toyota Center)	41	717,669	17,504	6-110,327	18,557	827,996	17,617
2009-10 (Toyota Center)	41	677,658	16,528	—	18,583	677,658	16,528
2010-11 (Toyota Center)	41	663,839	16,191	—	18,412	663,839	16,191
2011-12 (Toyota Center)	33	506,994	15,363	—	18,391	506,994	15,363
2012-13 (Toyota Center)	41	683,564	16,672	3-54,601	18,460	738,165	16,776
2013-14 (Toyota Center)	41	743,082	18,124	3-54,801	18,124	797,883	18,134
2014-15 (Toyota Center)	41	747,412	18,230	9-164,372	18,456	911,784	18,236
2015-16 (Toyota Center)	41	737,244	17,982	2-36,400	18,462	773,644	17,992
2016-17 (Toyota Center)	41	695,903	16,973	6-108,462	18,187	804,365	17,114
2017-18 (Toyota Center)	41	732,722	17,871	10-180,767	18,476	913,489	17,912
2018-19 (Toyota Center)	41	740,392	18,058	6-108,444	18,122	848,836	18,060
2019-20 (Toyota Center)	32	578,458	18,077	—	18,502	578,458	18,077
2020-21 (Toyota Center)	36	117,009	3,250	—	3,803	117,009	3,250
2021-22 (Toyota Center)	41	638,977	15,585	—	18,104	638,977	15,585
2022-23 (Toyota Center)	41	668,865	16,314	—	18,204	668,865	16,314
2023-24 (Toyota Center)	41	720,045	17,562	—	18,055	720,045	17,562
2024-25 (Toyota Center)	41	716,853	17,484	4-72,000	18,055	788,835	17,530

*The Summit changed its name to Compaq Center following the 1996-97 season.

Clyde Drexler

Born: June 22, 1962
Hometown: New Orleans, Louisiana
High School: Sterling (Houston)
College: Houston '83

#22



- Drafted by Portland, 1st Round, 14th overall pick in 1983 NBA Draft
- 10-Time NBA All-Star (1986, 1988-94, 1996-97)
- All-NBA First Team (1992), Second Team (1988, 1991), Third Team (1990, 1995)
- Member of the 1995 NBA Champion Houston Rockets
- Member of the gold-medal-winning 1992 United States Olympic Team
- Inducted into Basketball Hall of Fame in 2004
- Selected to the NBA's 50th and 75th Anniversary All-Time Team
- Retired as a player after the 1997-98 season; Number (22) was retired on Feb. 3, 2000

Houston's native son, Clyde Drexler, originally gained fame with Hakeem Olajuwon on "Phi Slama Jama" at the University of Houston. Over a decade later, "The Glide" returned to his hometown to team up with "The Dream" to deliver the Rockets second consecutive NBA Championship.

On Feb. 14, 1995, Drexler was traded to Houston with Tracy Murray for Otis Thorpe and the rights to Marcelo Nicola. In 35 regular season games with Houston during the 1994-95 season, Drexler averaged 21.4 points on .506 shooting with 7.0 rebounds. Drexler's value soared higher for the Rockets in the 1995 NBA Playoffs, when he served as the Rockets second-leading scorer during their second consecutive championship run. Drexler averaged 20.5 points, 7.0 rebounds and 5.0 assists in 22 playoff games for Houston, as the Rockets became the first-ever sixth seed to win an NBA title. In Houston's 1995 NBA Finals sweep of Shaquille O'Neal and the Orlando Magic, Drexler posted averages of 21.5 points, 9.5 rebounds and 6.8 assists.

Following the Rockets championship run of 1995, Drexler signed a contract extension to play with Houston for three more seasons. He became the 24th player in NBA history to register 20,000 career points on Nov. 24, 1996, at the L.A. Lakers. That same season he earned selection to the NBA's 50th Anniversary All-Time Team during the 1997 NBA All-Star Weekend. On Feb. 16, 1998, Drexler joined John Havlicek and Oscar Robertson as the only players in NBA history to collect 20,000 points, 6,000 rebounds and 6,000 assists in a career. In his final season with the Rockets, Drexler teamed with Houston Comets guard Cynthia Cooper to win the first-ever All-Star 2ball competition during the 1998 All-Star Weekend.

In 219 games with the Rockets, Drexler averaged 19.0 points, 6.1 rebounds, 5.4 assists and 1.88 steals. In Rockets history, his scoring average ranked tied for ninth all-time, his 3633-pointers rank 11th and his 1,072 3-pointers attempted rank 10th. Drexler will best be remembered for his playoff performances with the Rockets, as he averaged 18.6 points, 6.5 rebounds and 4.9 assists in 51 playoff games with Houston. In Rockets playoff history, he stands tied for second in 3-pointers attempted, third in 3-pointers made, third in free throws made and attempted, sixth in scoring average, fourth in steals, fourth in assists, fourth in points, fifth in field goals made and attempted, seventh in rebounds, and ninth in blocks. Drexler teamed with Olajuwon to become the third teammate duo in NBA playoff history to each reach 40 points in the same game when he scored 41 points in Game Four of the 1995 Western Conference First Round vs. Utah.


After leading the Rockets in scoring during the 1997-98 season, Drexler retired from the NBA with career averages of 20.4 points, 6.1 rebounds, 5.6 assists and 2.03 steals in 15 seasons with Portland and Houston. He ranks 28th in NBA history with 22,195 career points and seventh with 2,207 career steals. Before being traded to Houston, Drexler played for 11-and-a-half seasons in Portland, leaving as the Blazers all-time leader in games played, minutes played, scoring, field goals made and attempted, free throws made and attempted, total rebounds, offensive rebounds and steals. He was named to the All-NBA First Team in 1992 and played on the gold-medal-winning "Dream Team" in the Olympics following that season. He received both All-NBA Second-Team (1988, 1991) and Third-Team (1990, 1995) honors twice. He was also named to the Rockets 1990s All-Decade Team. The 10-time NBA All-Star collected 25 career triple-doubles, with his last seven coming with the Rockets. Drexler participated in the playoffs in every year he played, placing him among the all-time NBA leaders in postseasons played. He reached the NBA Finals three times, as his Blazers lost to Detroit in 1990 and Chicago in 1992 before he won with the Rockets. His NBA Finals scoring average of 24.5 points per game ranks 11th in NBA history. He ranks 24th among all-time NBA career playoff scorers with 2,963 points.

Prior to entering the NBA, Drexler averaged 14.4 points and 9.9 rebounds per game in three seasons at the University of Houston. He teamed with Olajuwon and Larry Micheaux to form the "Phi Slama Jama" frontcourt that led the Cougars to the NCAA Final Four in 1982 and 1983. Drexler finished as Houston's all-time leader in steals with 268 career thefts. He had his #22 retired by the University of Houston along with Olajuwon's #34 in February 1997. Following his NBA career, Drexler served as the head coach at the University of Houston, as an assistant coach for the Denver Nuggets and as a broadcaster for the Rockets.

Born: November 17, 1945
Hometown: Rayville, Louisiana
High School: Eula D. Britton (Louisiana)
College: Houston '68

#44

- Drafted by San Diego, 1st Round, 1st overall pick in 1968 NBA Draft
- 12-Time NBA All-Star (1969-1980)
- All-NBA First Team (1975, 1977, 1979), Second Team (1973, 1974, 1976)
- Member of the 1978 NBA Champion Washington Bullets
- Inducted into Basketball Hall of Fame in 1990
- Selected to the NBA's 50th and 75th Anniversary All-Time Team
- Retired as a player after the 1983-84 season; Number (44) was retired on Nov. 18, 2022



Regarded as the City of Houston's original basketball superstar, Elvin Hayes translated his dominance on the collegiate level immediately into the professional ranks and helped pave the way for the San Diego Rockets transition to Houston.

A Louisiana native, Hayes joined Don Chaney in 1965 as the first Black players on the University of Houston's men's basketball roster. Hayes dominated during his three seasons with the Cougars, averaging 31.0 points and 17.2 rebounds. He led Houston to the Final Four in each of his final two seasons while earning consensus first-team All-American honors in addition to being named the Associated Press Player of the Year as a senior.

During his senior season in 1968, Hayes had 39 points and 15 rebounds in a 71-69 upset win against Lew Alcindor (later Kareem Abdul-Jabbar) and UCLA, snapping the Bruins 47-game winning streak. The rare nationally televised regular season game was played in front of over 52,000 fans at the Houston Astrodome and became known as the "Game of the Century." The success of the broadcast is praised for legitimizing the sports' potential on television and laying the groundwork for the future success of the NCAA Tournament and the evolution of March Madness.

Following his career with the Cougars, Hayes was selected with the first overall pick by the Rockets in the 1968 NBA Draft. The team had recently completed its inaugural season as a franchise in San Diego.

Hayes averaged a league-high 28.4 points in his first season and is still the last rookie to have led the NBA in scoring. The Rockets moved to Houston after his third season, with Hayes' presence in the city credited as an influential factor in the switch.

Unfortunately, the Rockets missed the playoffs for a third straight season and Hayes was traded to the Baltimore Bullets in June of 1972. In his first four seasons as a Rocket, Hayes averaged 27.4 points and 16.3 rebounds.

With the Bullets, Hayes teamed with future Hall of Famer Wes Unseld to form one of the more formidable frontcourts in NBA history. The duo helped the Washington franchise reach three Finals, including its first and only championship in 1978. After nine seasons with the Bullets, Hayes was reacquired by Houston in June of 1981 and spent his final three seasons as a Rocket. He retired as a 38-year-old, but not before logging 88 minutes over the final two games of the 1983-84 season

to give him exactly 50,000 minutes played for his career.

At the time of his retirement, Hayes was the NBA's all-time leader in minutes played and games played (1,303). He never played fewer than 80 games in a single season, missing a total of nine games across 16 seasons.

Hayes also finished his career ranked third in NBA history in both scoring (27,313 points) and rebounding (16,279) and still ranks 11th and fourth, respectively.

For his career, Hayes averaged 21.0 points and 12.5 rebounds. He joins Elgin Baylor, Wilt Chamberlain, and Bob Pettit as the only players in NBA history with career averages of 21.0 points and 12.0 rebounds.

Hayes was a 12-time All-Star and was named All-NBA First Team three times, All-NBA Second Team three times, and All-Defensive Team Second Team twice.

"The Big E" was named one of the 50 Greatest Players in NBA history in 1996 and to the NBA's 75th Anniversary Team in 2021. He was enshrined into the Naismith Basketball Hall of Fame in 1990 and the National Collegiate Basketball Hall of Fame's founding class in 2006.

Hayes also had his number retired by Washington, putting him on a short list of NBA players who have their number retired by multiple teams. In addition, his No. 44 hangs in the rafters of the University of Houston's Fertitta Center.


Moses Malone

March 23, 1955 - September 13, 2015

Hometown: Petersburg, Virginia

High School: Petersburg

#24



- Drafted by Portland in the 1976 ABA Dispersal Draft
- NBA MVP (1979, 1982, 1983)
- All-NBA First Team (1979, 1982-83, 1985), Second Team (1980-81, 1984, 1987)
- NBA All-Defensive First Team (1983), Second Team (1979)
- 12-Time NBA All-Star (1978-89)
- Holds NBA career record for most offensive rebounds
- Selected to the NBA's 50th and 75th Anniversary All-Time Team
- Inducted into Basketball Hall of Fame in 2001
- Retired as a player prior to the 1995-96 season; Number (24) was retired on April 19, 1998

The fifth-leading rebounder and eighth-leading scorer in NBA history, Moses Malone is a legend that not only made a big impact on the game of basketball, but left a lasting impression with the City of Houston. A two-time NBA MVP in Houston, Malone averaged 24.0 points and a franchise-record 15.0 rebounds in six seasons with the Rockets. Malone also set the franchise single-season record for points in 1982 and rebounds in 1979. Malone was honored for his accomplishments in 2001 with his induction into the Naismith Basketball Hall of Fame.

"When you look back over the 25 years that I played, the game did me good," Malone said following his selection to the Hall of Fame. "The opportunity to be an All-Star for so many years, to be one of the 50 greatest players and then to get the call to be in the Hall of Fame."

After being named Parade High School Player of the Year in Petersburg, Virginia, Malone bypassed college and went directly into the American Basketball Association (ABA), playing with the Utah Stars and the St. Louis Spirits from 1974-76. Malone found himself on the Buffalo Braves roster when the ABA merged with the NBA in 1976. However, Malone only played two games with the Braves before he was sent to the Rockets on Oct. 24, 1976, in exchange for two first-round draft picks. During his first NBA season, Malone averaged 13.2 points and 13.1 rebounds, leading the league in offensive rebounds.

During the 1978-79 season, Malone won his first of three NBA MVP awards by averaging 24.8 points and a league-best 17.6 rebounds per game. The 1978-79 season also marked the first of four consecutive years in which Malone led Houston in points, rebounds and blocked shots.

Malone and his Rockets teammates made history together during the 1980-81 season as the second team ever to win a conference championship and reach the NBA Finals with a losing record. Despite Malone averaging 27.8 points and 14.8 rebounds per game in the 1980-81 season, most people didn't expect the Rockets to get past the first round with a 40-42 regular season record. However, the Rockets upset the reigning NBA Champion Lakers in the first round. Despite the Rockets inspired play in the playoffs, they fell to Larry Bird and the Celtics in the 1981 NBA Finals.

Malone averaged 31.1 points and a league-leading 14.7 rebounds en route to his second MVP award in the 1981-82 season. During that season, he set Rockets records with 13 consecutive 30-point games and three consecutive 40-point

games.

On Sept. 15, 1982, Malone was traded to the Philadelphia 76ers in exchange for Caldwell Jones and their 1983 first-round draft pick. Malone claimed MVP honors for the regular season and the NBA Finals in his first season with the 76ers, teaming with Julius Erving to win the NBA title for Philadelphia.

After leaving Houston, Malone played 13 more seasons, including stints with Philadelphia, Washington, Atlanta, Milwaukee and San Antonio. He retired in 1995 with 29,580 points and 17,834 rebounds in 1,455 ABA and NBA games, ranking seventh all-time in major league points and third all-time in rebounds.


A 12-time NBA All-Star, Malone led the NBA in rebounding six times and averaged more than 20 points per game for 11 consecutive seasons. A three-time NBA MVP, Malone was named to the All-NBA First Team four times and the All-NBA Second Team four times. He was named NBA All-Defensive First Team once and All-Defensive Second Team once. Malone earned selection to the NBA's 50th Anniversary All-Time Team during the 1997 NBA All-Star Weekend. He was also named to the Rockets 1970s All-Decade Team in 2012. During his 19-year NBA career, Malone scored 27,409 points and grabbed 16,212 rebounds. In 1,329 regular season games, he averaged 20.6 points and 12.2 rebounds. In 94 playoff games, he averaged 22.1 points and 13.8 boards.

Malone holds a number of NBA records, including the career record for most offensive rebounds (6,731); single-season record for most offensive rebounds (587); single-game record for most offensive rebounds (21). He also ranks second all-time for most free throws made (8,531); fourth most free throws attempted (11,090); eighth most defensive rebounds (9,481); 18th most games played (1,329); and 19th most minutes played (45,071). He also holds the single-game record for most offensive rebounds in the playoffs (15).

Calvin Murphy

Born: May 9, 1948
Hometown: Norwalk, Connecticut
High School: Norwalk
College: Niagara '70

#23



- Drafted by Rockets, 2nd Round, 18th overall pick in 1970 NBA Draft
- NBA All-Star (1979)
- NBA All-Rookie Team (1970-71)
- Ranks third in Rockets history in career points
- Recipient of the NBA's J. Walter Kennedy Citizenship Award in 1979
- Holds the NBA's second-highest, single-season free throw percentage .958 (1980-81)
- Inducted into Basketball Hall of Fame in 1993
- Retired as a player prior to the 1983-84 season; Number (23) was retired on March 17, 1984

Calvin Murphy enjoyed one of the greatest moments of his life on May 10, 1993, when he was inducted into the Naismith Basketball Hall of Fame.

"My only dream was that I wanted to start for my high school basketball team, the Norwalk High School Bears," said Murphy, who played his entire 13-year NBA career with the Rockets from 1970-83. "Going to the Hall of Fame was beyond my wildest dreams."

Murphy became the first Hall of Famer to play his entire career with the Rockets, as he averaged 17.9 points and 4.4 assists in 1,002 career games. In 2012, he was named to the Rockets 1970s All-Decade Team. He still ranks seventh on the all-time NBA free throw percentage list at .892. In 1980-81, Murphy posted a free throw percentage of .958 (206-215 FT), which was the NBA single-season record until Jose Calderon of Toronto hit .981 (151-154 FT) from the line in 2008-09. During Murphy's 1980-81 campaign, he also set a then-NBA record by making 78 consecutive free throws from Dec. 27-Feb. 20, which stood for over a decade until Micheal Williams of Minnesota made 84 straight at the end of the 1992-93 season.

The 5-foot-9 Murphy, who scored 17,949 career points, stands with Avery Johnson as the only two players under six feet to play in 1,000 NBA games. Murphy still owns the Rockets career record with 4,402 assists and holds the eighth best field goal percentage (.482) among NBA guards who have scored at least 15,000 points.

Murphy led the NBA in free throw percentage twice (1980-81, 1982-83) and finished among the top five in nine other seasons. Murphy, Ray Allen, Rick Barry, Chauncey Billups, Reggie Miller, Steve Nash and Mark Price are the only players in league history to have shot .900 or better from the line in six or more seasons.

Murphy stands with Hakeem Olajuwon and Kevin Martin as the only Rockets to rank in the NBA top-10 in four statistical categories in one season, as the Rockets guard accomplished this feat during the 1973-74 season. That year, Murphy ranked second in the NBA with 7.4 assists per game, fourth with a field goal percentage of .522, sixth with a free throw percentage of .868 and ninth with 1.94 steals per game. He also finished that season ranked 19th among scoring leaders with 20.4 points per game.

The San Diego Rockets selected Murphy in the second round in 1970 with the 18th overall pick. The former Niagara

University star went on to earn NBA All-Rookie First-Team honors (other First-Team members: Pete Maravich, Bob Lanier, Dave Cowens and Geoff Petrie) and finish fourth in the Rookie of the Year balloting.

Murphy's best year came during the 1977-78 season, when he ranked fifth in the NBA with a career-high 25.6 points per game. He reached 30 points 23 times and scored 40 points three times during that year, including the Rockets single-game scoring record of 57 points vs. New Jersey on March 18, 1978. Murphy averaged better than 20 points in five of 13 seasons, including three consecutive years from 1977-80. In a season, he led the Rockets in points twice, assists three times, steals five times and free throw percentage 10 times.


A 1979 NBA All-Star, Murphy had one of the most brilliant careers in NCAA Division I history. He was a three-time consensus All-American (First Team 1969 and 1970, Second Team 1968). Murphy averaged 33.1 points in 77 games – still the fourth-best average in Division I history (44.2 by Pete Maravich of LSU, 34.6 by Austin Carr of Notre Dame, 33.8 by Oscar Robertson of Cincinnati). His 68 points on Dec. 7, 1968 vs. Syracuse is still the third-best mark against a Division I opponent. Only five players in NCAA history averaged more points in a season than Murphy, who scored 38.2 points per game during the 1967-68 season. He scored 30 or more points in 42 of the 77 games he played for Niagara, reaching 40 points on 19 occasions and 50 points six times.

Murphy averaged double figures in points during every season he played organized basketball, spanning from high school to the NBA. Following his retirement as a player, he has worked with the Rockets organization as an assistant coach, a broadcaster and a community services advisor.

Hakeem Olajuwon

Born: January 21, 1963
Hometown: Lagos, Nigeria
High School: Muslims Teachers College (Nigeria)
College: Houston '84

#34



- Drafted by Rockets, 1st Round, 1st overall pick in 1984 NBA Draft
- NBA Most Valuable Player (1994); NBA Finals Most Valuable Player (1994, 1995)
- NBA Defensive Player of the Year (1993, 1994)
- 12-Time NBA All-Star (1985-90, 1992-97)
- Stands as the NBA's all-time blocked shots leader with 3,830 career blocks
- Selected to the NBA's 50th and 75th Anniversary All-Time Team
- Inducted into Basketball Hall of Fame in 2008
- Retired as a player after the 2001-2002 season; Number (34) was retired on Nov. 9, 2002

For two decades, Hakeem "The Dream" Olajuwon dedicated himself to winning for the City of Houston. By the end of his career, he had secured his place among the most legendary icons in sports. The NBA's all-time blocked shots leader brought Houston its first major sports championships by leading the Rockets to back-to-back NBA Championships in 1994 and 1995. In 2001, Olajuwon finished his 17-year career with the Rockets as the franchise's all-time leader in 26 regular season and postseason statistical categories.

Rockets Owner Leslie Alexander honored Olajuwon for his many contributions to the Rockets organization with the unveiling of a commissioned bronze sculpture in front of Toyota Center during a special ceremony on April 11, 2008.

Inducted into the Naismith Memorial Basketball Hall of Fame in 2008, Olajuwon also received several honors during his tenure with the Rockets. Upon entering the league, he was named to the NBA All-Rookie Team with Michael Jordan and Charles Barkley in 1985. Over the next 14 years, he was selected to All-NBA First Team six times (1987-89, 1993-94, 1997), Second Team three times (1986, 1990, 1996), and Third Team three times (1991, 1995, 1999). The 12-time All-Star was also chosen for the NBA All-Defensive First Team five times (1987-88, 1990, 1993-94) and Second Team four times (1985, 1991, 1996-97). The Texas Sports Hall of Fame inducted Olajuwon on Jan. 27, 1999.

In NBA history, Olajuwon ranks 12th with 26,946 points, 14th with 13,748 rebounds, ninth with 2,162 steals and first with 3,830 blocked shots. In 1,177 career games with the Rockets, he averaged 22.5 points, 11.4 rebounds, 1.77 steals and 3.18 blocked shots. Overall with Houston, Olajuwon ranks first all-time in years played, games played, points, rebounds, defensive rebounds, offensive rebounds, steals, blocked shots, free throws made and attempted, field goals made and attempted, as well as minutes played. He also stands fourth in Rockets history in scoring average and third in assists.

Olajuwon led the Rockets to the playoffs 14 times, averaging 26.6 points, 11.4 rebounds and 3.34 blocks in 140 career playoff contests. In NBA playoff history, he ranks third in blocks (472), 11th in points (3,755) and ninth in scoring average (25.9). In 1986, Olajuwon and Ralph Sampson led the Rockets to the NBA Finals. In 1994, he averaged 28.9 points and 11.0 rebounds in Houston's trek to its first NBA title. The following year, he posted averages of 33.0 points and 10.3 rebounds as the Rockets won their second consecutive NBA Championship. Olajuwon stands as the team's all-time

playoff leader in postseasons played, games played, minutes, points, field goals made and attempted, free throws made and attempted, rebounds, assists, steals and blocks. He also ranks second in postseason scoring average.

During the 1988-89 season, Olajuwon became the first player in NBA history to reach 200 blocks and 200 steals in one year. The following season, he led the NBA with career highs of 14.0 rebounds and 4.59 blocks, standing as one of two rebounding titles and one of three blocked shots crowns. On March 29, 1990 vs. Milwaukee, he recorded a quadruple-double, marking one of 14 career triple-doubles.

In 1994, Olajuwon became the first player in league history to win the NBA MVP, Defensive Player of the Year and NBA Finals MVP in the same season. This also marked his second consecutive Defensive Player of the Year award and the first of two consecutive NBA Finals MVP awards.

Born in Nigeria, Olajuwon earned American citizenship and represented his country as a member of the gold-medal-winning 1996 United States Olympic Team. Selected to the Rockets 30-Year Team in 1998, he was also named to the Rockets All-Decade Teams of the 1980s and 1990s, and was chosen as one of the 50 Greatest Players in NBA History on Oct. 29, 1996.

Olajuwon came to Houston in 1980 as a freshman at the University of Houston, teaming with Clyde Drexler and Larry Micheaux to form the "Phi Slama Jama" frontcourt. Olajuwon led the Cougars to the NCAA Final Four in three straight seasons. After topping the NCAA with averages of 13.5 rebounds and 5.6 blocks to earn consensus All-America First-Team honors, Olajuwon was selected by the Rockets with the first overall pick of the 1984 NBA Draft. He was later selected the Southwest Conference Player of the Decade and his #34 was retired by the University of Houston along with Drexler's #22 in Feb. 1997.

Rudy Tomjanovich

Born: November 24, 1948
Hometown: Hamtramck, Michigan
High School: Hamtramck
College: Michigan '70

#45



- Drafted by Rockets, 1st Round, 2nd overall pick in 1970 NBA Draft
- Five-Time NBA All-Star (1974-77, 1979)
- Ranks fourth in Rockets history in career points and fourth in career rebounds
- Head Coach of the 1994 & 1995 NBA Champion Houston Rockets teams
- Head Coach of the gold-medal-winning 2000 United States Olympic Team
- Holds Rockets franchise record for coaching wins
- Inducted into Basketball Hall of Fame in 2020.
- Retired as a player after the 1980-81 season; Number (45) was retired on Jan. 28, 1982

Rudy Tomjanovich reached the heights of success both on the court and the sidelines during three decades with the Rockets. After earning five All-Star selections as a player, “Rudy T” won the City of Houston its first-ever major championships by coaching the Rockets to back-to-back titles in 1994 and 1995.

Tomjanovich, who spent 33 consecutive seasons with the Rockets, holds the franchise record with 503 coaching wins and ranks fourth in Rockets history with 13,383 career points. He was involved in all four Rockets division titles – as leading scorer in 1976-77, assistant coach in 1985-86 and as head coach in 1992-93 and 1993-94.

Tomjanovich first joined the San Diego Rockets as the second overall pick in the 1970 NBA Draft after a storied collegiate career at the University of Michigan. The all-time leading rebounder in school history, Tomjanovich also holds the second-highest career scoring average at 25.1 points per game.

In Rockets history, Tomjanovich ranks third in career points, third in career games and fourth in career rebounds. He averaged 17.4 points and 8.1 rebounds in 768 games with the Rockets. In his 11-season career, he led the Rockets in scoring average four times and rebounding average once. In his second season, Tomjanovich averaged a career-high 11.8 rebounds with 15.0 points, as the team made its debut in Houston.

During the 1972-73 season, Tomjanovich posted team-leading averages of 19.3 points and 11.6 rebounds. He earned the first of four consecutive All-Star selections in 1974, as he led Houston and ranked seventh in the NBA with a career-high 24.5 points per game. He scored a career-high 42 points against Buffalo on Jan. 13, 1974. During the 1974-75 season, Tomjanovich led Houston with 20.7 points per game and guided the Rockets to their first-ever playoff series win. He averaged a team-leading 21.6 points for the 1976-77 Rockets and helped Houston to its first division title. Tomjanovich played only 23 games the next year, as he suffered a facial fracture on Dec. 9, 1977 versus the Lakers. Tomjanovich returned to the All-Star Game in 1979, averaging 19.0 points and 7.7 rebounds with Houston in his comeback season.

After Houston advanced to the 1981 NBA Finals, Tomjanovich retired on Oct. 2, 1981, having spent his entire playing career with the Rockets. His jersey #45 was retired on Jan. 28, 1982. In 2012, he was named to the Rockets 1970s All-Decade Team.

Beginning with the 1981-82 season, Tomjanovich spent two years as a Rockets scout. He became an assistant coach in 1983 and served in that role until being named interim head coach on Feb. 18, 1992. In the first 15 games with Tomjanovich at the helm, the Rockets responded with an 11-4 record — the best start for any coach in franchise annals.

Officially named the ninth head coach in Rockets history on May 20, 1992, Tomjanovich became the first coach in NBA history to guide his team from the lottery to a division title in his first full season. His coaching peers voted him *The Sporting News* NBA Coach of the Year in 1993. He was also named head coach of the Western Conference for the 1997 NBA All-Star Game and received NBA Coach of the Month recognition three times with Houston.

Tomjanovich posted a 503-397 (.559) regular season mark and 51-39 (.567) playoff record in 12 seasons with Houston, departing with franchise records for career wins and winning percentage. Tomjanovich resigned as Houston's coach following the 2002-03 season while undergoing successful treatment for bladder cancer. He was hired to coach the L.A. Lakers during the summer of 2004 before stepping aside later that season for health reasons. On the career coaching wins list, he ranks 26th all-time in NBA history with 525 victories.


Aside from his success in the NBA, Tomjanovich coached the United States Senior National Team on two occasions. He guided the United States Men's Basketball Team to a gold medal and an undefeated record in the 2000 Summer Olympics. Prior to the Olympics, Tomjanovich led a United States team of non-NBA players to a bronze medal at the 1998 World Championship of Basketball.

Tomjanovich stands with fellow Basketball Hall of Famers Lenny Wilkins and the late Chuck Daly as the only people to coach teams to an NBA Championship and an Olympic gold medal. He also stands as one of eight coaches in NBA history to possess 500 career wins and multiple NBA championships.

In 2024, Tomjanovich was the recipient of the Chuck Daly Lifetime achievement award, present by the National Basketball Coaches Association

Born: September 12, 1980
Hometown: Shanghai, China

#11



- Drafted by Rockets, 1st Round, 1st overall pick in 2002 NBA Draft
- Became the first overall pick who did not play collegiately in the United States
- Eight-Time NBA All-Star (2003-2011)
- In 2003, became first rookie to start an All-Star Game since Grant Hill in 1995
- Named All-NBA Second Team twice and Third Team three times
- Played for China in three Olympics (2000, 2004, 2008)
- Inducted into Basketball Hall of Fame in 2016
- Retired after the 2010-11 season; Number (11) was retired on Feb. 3, 2017

While injuries may have shortened Yao Ming's NBA career, it did not curtail his global impact on the sport of basketball, nor the level of respect he garnered from fans, teammates, or his contemporaries.

Yao was the first overall pick by Houston in the 2002 NBA Draft. The Shanghai native became the first player drafted No. 1 who did not play collegiately in the United States.

Yao spent all nine of his seasons with the Rockets, averaging 19.0 points, 9.2 rebounds and 1.89 blocks while shooting 52.4% from the floor and 83.3% from the line. He is one of nine players in NBA history with career averages of at least 19.0 points, 9.0 rebounds and 1.80 blocks (blocks became an official statistic in 1973-74).

Voted an All-Star in each of his eight seasons played, having missed 2009-10 with a foot injury, Yao broke Michael Jordan's record for the most fan votes in a single season with 2,558,278 in 2004-05. In addition, Yao was named All-NBA Second Team twice (2006-07, 2008-09) and Third Team three times (2003-04, 2005-06, 2007-08).

As a rookie in 2002-03, Yao appeared in all 82 games with 72 starts, averaging 13.5 points, 8.2 rebounds, 1.7 assists and 1.79 blocks. He finished second to Amaré Stoudemire in voting for NBA Rookie of the Year and was selected to the NBA All-Rookie First Team. He was also the first rookie to start an All-Star Game since Grant Hill in 1995.

Over four seasons from 2005-06 through 2008-09, Yao averaged 21.9 points and 10.1 rebounds, joining Kevin Garnett as the only players to average at least 20.0 points and 10.0 rebounds during that span.

In 2006-07, Yao averaged a career-high 25.0 points along with 9.4 rebounds, 2.0 assists and 1.96 blocks. He became the 10th different player in NBA history to have averaged at least 25.0 points, 9.0 rebounds, 2.0 assists and 1.90 blocks in a single season.

Prior to joining the Rockets, Yao spent five seasons playing for his hometown Shanghai Sharks of the Chinese Basketball Association, averaging 23.4 points and 15.4 rebounds. In his

final season with the Sharks in 2001-02, Yao averaged 32.6 points, 19.0 rebounds and 4.8 blocks while leading the team to its first championship.

Yao was also a member of the Chinese National Team from the age of 18. As a 19-year-old in the 2000 Olympic Games, he averaged 10.5 points and 6.0 rebounds. Yao averaged 20.7 points and a tournament-best 9.3 rebounds in the 2004 Olympics and in the 2008 Olympic Games, he ranked second among all players in scoring (19.0 ppg) and third in rebounding (8.2 rpg).

On July 20, 2011, Yao announced his retirement from the NBA after injuries forced him to miss the entire 2009-10 season and limited him to just five games played in 2010-11. He was later enshrined into the Naismith Basketball Hall of Fame in 2016, receiving the first ever direct election nomination from the International Committee. Yao had his No. 11 retired by the Rockets during a halftime ceremony on Feb. 3, 2017.

Following his playing career, Yao returned to China and purchased his former team, the Sharks. In 2017, he was named President of the Chinese Basketball Association.

Yao has served as a tremendous ambassador for the sport as well as a great humanitarian, through contributions made by his Yao Ming Foundation and his work with organizations like the Special Olympics. In 2008, he was named the United Nations Environment Programme's first-ever "Environmental Champion."

Carroll Dawson

May 3, 1938 - September 9, 2024

Hometown: Alba, Texas

High School: Alba

College: Baylor '60

- Assistant Coach with Rockets under four Head Coaches (1980-96)
- Named Executive Vice President of Basketball/General Manager on July 26, 1996
- Only person on coaching staffs of all four Rockets teams to advance to NBA Finals
- Inducted into the Paris Junior College Hall of Fame in 1991
- Enshrined in the Baylor University Hall of Fame in 1998
- Entered the Texas Association of Basketball Coaches Hall of Fame in 2001
- Inducted into the Texas Sports Hall of Fame in 2003
- Retired as General Manager after the 2006-07 season



Affectionately known as “CD,” Carroll Dawson was honored by Houston Rockets Owner Leslie Alexander with “Carroll Dawson Tribute Night” on April 16, 2007, where a banner bearing his name was hung from the rafters of Toyota Center in honor of Dawson’s 27 seasons with the Rockets organization as General Manager and as an assistant coach.

Dawson completed his 11th and final campaign as General Manager of the franchise in 2006-07. Prior to moving into the front office on July 26, 1996, Dawson worked as an assistant coach under four Rockets head coaches, aiding Del Harris from 1980-83, Bill Fitch from 1983-88, Don Chaney from 1988-92 and Rudy Tomjanovich from 1992-96.

Recognized as one of the top executives in the NBA, Dawson finished second in voting for *The Sporting News* NBA Executive of the Year in 2006-07. As General Manager, Dawson showed the ability to both bolster a playoff contender with veterans and acquire emerging talent as part of a youth movement. In his first few years, he made trades for Charles Barkley and Scottie Pippen to give a team led by Hakeem Olajuwon even more experience. Dawson then helped the Rockets acquire several young talents in the following years, including Cuttino Mobley, Steve Francis and Yao Ming.

In the summer of 2005, Dawson worked with Alexander to sign Yao to a maximum-value contract extension. In the summer of 2004, Dawson changed the face of the franchise by obtaining one of the NBA’s top players in Tracy McGrady. The two-time scoring champion was acquired from Orlando in a seven-player deal that included Francis and Mobley.

Dawson holds the distinction of being the only person on the coaching staffs of all four Rockets teams that advanced to the NBA Finals, as Houston played for a championship in 1981, 1986, 1994 and 1995. He will always be known throughout the NBA for his work with frontcourt players and was credited with teaching Olajuwon his famous jump hook. Dawson coached many NBA All-Stars during his years in Houston, including Elvin Hayes, Moses Malone, Ralph Sampson and Tomjanovich.

Dawson’s knowledge of the game was not limited to the NBA. Prior to the inaugural 1997 WNBA season, Dawson was commissioned by Alexander to help assemble the first Houston Comets team. He guided the efforts to bring Sheryl Swoopes and Cynthia Cooper to Houston, and then

drafted Janeth Arcain in the WNBA Elite Draft. Dawson was also instrumental in the selection of Tina Thompson with the first pick of the Inaugural WNBA Draft. Finally, he worked with Alexander to hire Naismith Hall of Famer and WNBA All-Decade Coach Van Chancellor. Dawson served as Chancellor’s top advisor as the Comets Executive Vice President of Basketball from 1997-2006 and helped craft the four-time WNBA Champions (1997-2000).

A native Texan, Dawson hails from Alba, a town with a population of 200 that sits about 75 miles east of Dallas. As a 6-foot-5 high school center, he led Alba High School to a 44-3 record as a senior. He then went on to win Junior College All-America honors at Paris Junior College (Texas) under Head Coach Boyd Converse. After two seasons at Paris, Dawson moved on to Baylor University, where he led Bill Henderson’s Baylor Bears in scoring and rebounding in each of his two seasons. In 1960, he averaged 16.4 points as a senior to earn All-Southwest Conference honors.

In 1963, he returned to Baylor as an assistant to Head Coach Bill Menefee. He later succeeded Menefee as head coach in 1973, remaining in that position for more than three seasons. After spending two years as a scout for the Dallas Cowboys at the call of executive Gil Brandt, Dawson started a career as a salesman for Converse Shoe Company.

Dawson has been honored with induction into the Paris Junior College Hall of Fame in 1991, the Baylor University Hall of Fame in 1998, the Texas Association of Basketball Coaches Hall of Fame in 2001, and the Texas Sports Hall of Fame in 2003. He was also named Mr. Sportsman 2005 by Interfaith Charities in Houston. In 2010, Dawson was honored as a Baylor Basketball Legend by the ‘B’ Association. In addition, he was named the President of the Texas Sports Hall of Fame.

Naismith Basketball Hall of Fame



Rick Adelman

Rick Adelman

Inducted into the Hall of Fame on Sept. 11, 2021... was a head coach for 23 seasons with Portland, Golden State, Sacramento, Houston, and Minnesota... led the Blazers to the NBA Finals in 1990 and 1992... went 328-193 (.588) in four seasons with the Rockets from 2007-08 through 2010-11.

Carmelo Anthony

Inducted into the Hall of Fame on Sept. 6, 2025... spent 19 seasons in the NBA, including 10 games for Houston at the start of the 2018-19 season... finished his career with 28,289 points... 10-time All-Star and was named All-NBA Second Team twice and Third Team four times.




Carmelo Anthony

Charles Barkley

Inducted into the Hall of Fame on Sept. 8, 2006... played for Philadelphia, Phoenix and the Houston (1996-2000) over his 16-year career ... named the MVP for the 1992-93 season... 11-time NBA All-Star ... earned All-NBA First Team on five occasions and All-NBA Second Team five times.

Rick Barry

Inducted into the Hall of Fame in 1987... ranks fourth in NBA history in free throw percentage (.900)... played for Houston two seasons (1978-80) after eight seasons with Golden State and four in the ABA with Oakland, Washington and New York.



Charles Barkley

Clyde Drexler

Inducted into the Hall of Fame on Sept. 10, 2004 (see page 130 for further details).

Bill Fitch

Inducted into the Hall of Fame on Sept. 6, 2019... head coach of the Rockets from 1983-84 through 1987-88, collecting 216 of his 944 career wins... led Boston to the championship in 1980-81... two-time NBA Coach of the Year winner.

Alex Hannum

Inducted into the Hall of Fame on Oct. 3, 1998... was the 1964 NBA Coach of the Year (San Francisco) and the 1969 ABA Coach of the Year (Oakland) ... won two NBA championships (with St. Louis in 1957-58 and with Philadelphia in 1966-67) ... was head coach of the Rockets over the course of two seasons (1969-71).



Rick Barry

Del Harris

Inducted into the Hall of Fame on Sept. 10, 2022... assistant coach for the Rockets from 1976-77 through 1978-79 and head coach from 1979-80 through 1982-83... led Houston to the NBA Finals in 1980-81.

Elvin Hayes

Inducted into the Hall of Fame on May 15, 1990 ... (see page 131 for further details).

Dwight Howard

Inducted into the Hall of Fame on Sept. 6, 2025... spent 18 seasons in the NBA, including three with Houston from 2013-14 through 2015-16... was a three-time Defensive Player of the Year, eight-time All-Star and was named All-NBA First Team five times, Second Team once and Third Team twice.

Moses Malone

Inducted into the Hall of Fame on Oct. 5, 2001 (see pages 132 for further details).

Tracy McGrady

Inducted into the Hall of Fame on Sept. 8, 2017... "T-Mac" spent 16 seasons in the NBA from 1997-98 through 2012-13, including five and a half seasons with Houston... for his career, was a seven-time All-Star and was named All-NBA First Team twice, Second Team three times, and Third Team twice.

Calvin Murphy

Inducted into the Hall of Fame on May 10, 1993 (see page 133 for further details).

Dikembe Mutombo


Inducted into the Hall of Fame on Sept. 11, 2015... "Deke" played 18 NBA seasons, including his final five as a Rocket... was an eight-time All-Star and four-time NBA Defensive Player of the Year... finished his career with the second-most blocks in NBA history (3,289).

Hakeem Olajuwon

Inducted into the Hall of Fame on Sept. 5, 2008 (see pages 134 for further details).



Del Harris



Elvin Hayes



Dwight Howard



Moses Malone




Tracy McGrady



Calvin Murphy



Dikembe Mutombo



Hakeem Olajuwon

Scottie Pippen

Inducted into the Hall of Fame on Aug. 13, 2010... played with Chicago, Houston (1998-99) and Portland over his 17-year NBA career ... seven-time NBA All-Star... won six NBA championships with the Bulls... named NBA All-Defensive First Team eight times.

Ralph Sampson

Inducted into the Hall of Fame on Sept. 7, 2012... selected by Houston with the first pick of the 1983 NBA Draft and won NBA Rookie of the Year... help lead the Rockets to the 1986 NBA Finals... four-time NBA All-Star and was MVP of the 1985 NBA All-Star Game.



Scottie Pippen

Rudy Tomjanovich


Inducted into the Hall of Fame on May 15, 2021 (see page 135 for further details).

Fred "Tex" Winter

Inducted into the Hall of Fame on Aug. 12, 2011... was the Rockets first head coach after the team relocated to Houston (1971-73)... architect of the famed triangle offense, or triple post, which produced nine NBA championships during his tenures with the Chicago Bulls and L.A. Lakers.

Yao Ming

Inducted into the Hall of Fame on Sept. 9, 2016 (see page 136 for further details).




Ralph Sampson



Rudy Tomjanovich



Tex Winter



Yao Ming

NBA MVP

1979	Moses Malone
1982	Moses Malone
1994	Hakeem Olajuwon
2018	James Harden

Finals MVP

1994	Hakeem Olajuwon
1995	Hakeem Olajuwon

All-Star Game MVP

1985	Ralph Sampson
------	---------------

Coach of the Year

1977	Tom Nissalke
1991	Don Chaney
2017	Mike D'Antoni

Sixth Man of the Year

2017	Eric Gordon
------	-------------

Rookie of the Year

1984	Ralph Sampson
2000 (tie)	Steve Francis

Defensive Player of the Year

1993	Hakeem Olajuwon
1994	Hakeem Olajuwon

Most Improved Player

2010	Aaron Brooks
------	--------------

Executive of the Year

1977	Ray Patterson
2018	Daryl Morey

J. Walter Kennedy Citizenship

1979	Calvin Murphy
2009	Dikembe Mutombo

All-NBA

First Team

1979	Moses Malone
1982	Moses Malone
1987	Hakeem Olajuwon
1988	Hakeem Olajuwon
1989	Hakeem Olajuwon
1993	Hakeem Olajuwon
1994	Hakeem Olajuwon
1997	Hakeem Olajuwon
2014	James Harden
2015	James Harden
2017	James Harden
2018	James Harden
2019	James Harden
2020	James Harden

Second Team

1980	Moses Malone
1981	Moses Malone
1984	Ralph Sampson
1985	Ralph Sampson
1986	Hakeem Olajuwon
1990	Hakeem Olajuwon
1996	Hakeem Olajuwon
2007	Tracy McGrady
2007	Yao Ming
2009	Yao Ming
2014	Dwight Howard

Third Team

1991	Hakeem Olajuwon
1995	Hakeem Olajuwon
1995	Clyde Drexler
1999	Hakeem Olajuwon
2004	Yao Ming
2005	Tracy McGrady
2006	Yao Ming
2008	Tracy McGrady
2008	Yao Ming

2013	James Harden
2020	Russell Westbrook

All-Defense

First Team

1987	Hakeem Olajuwon
1988	Hakeem Olajuwon
1988	Rodney McCray
1990	Hakeem Olajuwon
1993	Hakeem Olajuwon
1994	Hakeem Olajuwon
1999	Scottie Pippen

Second Team

1979	Moses Malone
1985	Hakeem Olajuwon
1987	Rodney McCray
1991	Hakeem Olajuwon
1996	Hakeem Olajuwon
1997	Hakeem Olajuwon
2008	Shane Battier
2009	Ron Artest
2009	Shane Battier
2014	Patrick Beverley

All-Defense

First Team

1987	Hakeem Olajuwon
1988	Hakeem Olajuwon
1988	Rodney McCray
1990	Hakeem Olajuwon
1993	Hakeem Olajuwon
1994	Hakeem Olajuwon
1999	Scottie Pippen
2017	Patrick Beverley
2025	Amen Thompson

Second Team

1979	Moses Malone
1985	Hakeem Olajuwon
1987	Rodney McCray
1991	Hakeem Olajuwon
1996	Hakeem Olajuwon
1997	Hakeem Olajuwon
2008	Shane Battier
2009	Ron Artest
2009	Shane Battier
2014	Patrick Beverley

All-Rookie

First Team

1969	Elvin Hayes
1971	Calvin Murphy
1976	Joe C. Meriweather
1977	John Lucas
1984	Ralph Sampson
1985	Hakeem Olajuwon
2000	Steve Francis
2003	Yao Ming
2008	Luis Scola
2020	Jae'Sean Tate
2021	Jalen Green

Second Team

1993	Robert Horry
1997	Matt Maloney
1999	Michael Dickerson
1999	Cuttino Mobley
2002	Eddie Griffin
2006	Luther Head
2008	Carl Landry
2012	Chandler Parsons
2023	Tari Eason
2023	Jabari Smith Jr.

Rockets NBA Honors

Player of the Week

Feb. 10, 1980	Rick Barry
Dec. 7, 1980	Mike Dunleavy
Mar. 15, 1981	Moses Malone
Mar. 29, 1981	Robert Reid
Feb. 8, 1982	Moses Malone
Mar. 29, 1982	Moses Malone
Nov. 14, 1988	Hakeem Olajuwon
Feb. 20, 1989	Hakeem Olajuwon
Mar. 5, 1990	Hakeem Olajuwon
Feb. 4, 1991	Otis Thorpe
Mar. 18, 1991	Kenny Smith
Jan. 17, 1993	Hakeem Olajuwon
Feb. 28, 1993	Hakeem Olajuwon
Apr. 11, 1993	Hakeem Olajuwon
Nov. 15, 1993	Hakeem Olajuwon
Mar. 21, 1994	Hakeem Olajuwon
Jan. 1, 1995	Hakeem Olajuwon
Feb. 5, 1995	Hakeem Olajuwon
Apr. 9, 1995	Clyde Drexler
Mar. 4, 1996	Hakeem Olajuwon
Nov. 10, 1996	Hakeem Olajuwon
Nov. 25, 1996	Charles Barkley
Jan. 24, 2000	Steve Francis
Jan. 16, 2001	Steve Francis
Mar. 19, 2001	Cuttino Mobley
Jan. 21, 2003	Steve Francis
Mar. 17, 2003	Steve Francis
Mar. 7, 2004	Yao Ming
Jan. 16, 2005	Tracy McGrady
Feb. 6, 2005	Tracy McGrady
Mar. 13, 2005	Tracy McGrady
Apr. 17, 2005	Tracy McGrady
Feb. 26, 2006	Yao Ming
Apr. 2, 2006	Yao Ming
Nov. 12, 2006	Yao Ming
Apr. 1, 2007	Yao Ming
Apr. 15, 2007	Tracy McGrady
Nov. 4, 2007	Tracy McGrady
Nov. 11, 2007	Yao Ming
Mar. 9, 2008	Tracy McGrady
Feb. 27, 2011	Kevin Martin
Mar. 20, 2011	Kyle Lowry
Apr. 8, 2012	Goran Dragic
Nov. 4, 2012	James Harden
Jan. 6, 2013	James Harden
Mar. 24, 2013	James Harden
Mar. 2, 2014	James Harden
Mar. 9, 2014	James Harden
Dec. 15, 2015	James Harden
Dec. 29, 2014	James Harden
Apr. 6, 2015	James Harden
Nov. 9, 2015	James Harden
Nov. 14, 2016	James Harden
Dec. 19, 2016	James Harden
Jan. 2, 2017	James Harden
Mar. 27, 2017	James Harden
Oct. 22, 2017	James Harden
Nov. 5, 2017	James Harden
Dec. 3, 2017	James Harden
Dec. 17, 2017	Chris Paul
Feb. 4, 2018	James Harden
Feb. 8, 2018	James Harden
Dec. 16, 2018	James Harden
Dec. 24, 2018	James Harden
Jan. 20, 2019	James Harden
Mar. 24, 2019	James Harden
Nov. 11, 2019	James Harden
Nov. 18, 2019	James Harden
Jan. 7, 2024	Alperen Sengun
Mar. 17, 2024	Jalen Green
Dec. 2, 2024	Alperen Sengun
Jan. 20, 2025	Jalen Green
Mar. 31, 2025	Jalen Green

Player of the Month

Nov. 1979	Moses Malone
Feb. 1981	Calvin Murphy
Feb. 1982	Moses Malone
Nov. 1985	Hakeem Olajuwon
Apr. 1990	Hakeem Olajuwon
Jan. 1993	Hakeem Olajuwon
Apr. 1993	Hakeem Olajuwon
Nov. 1993	Hakeem Olajuwon
Feb. 1995	Hakeem Olajuwon
Nov. 2006	Yao Ming
Jan. 2008	Yao Ming
Dec. 2014	James Harden
Jan. 2015	James Harden
Apr. 2016	James Harden
Dec. 2016	James Harden
Oct./Nov. 2017	James Harden
Dec. 2018	James Harden
Jan. 2019	James Harden
Mar./Apr. 2019	James Harden
Dec. 2019	James Harden

Coach of the Month

Jan. 1987	Bill Fitch
Feb. 1991	Don Chaney
Mar. 1991	Don Chaney
Apr. 1993	Rudy Tomjanovich
Nov. 1993	Rudy Tomjanovich
Nov. 1996	Rudy Tomjanovich
Feb. 2008	Rick Adelman
Mar. 2009	Rick Adelman
Feb. 2014	Kevin McHale
Dec. 2016	Mike D'Antoni
Oct./Nov. 2017	Mike D'Antoni
Feb. 2018	Mike D'Antoni
Dec. 2018	Mike D'Antoni
Feb. 2020	Mike D'Antoni
Mar./Apr. 2024	Ime Udoka
Oct./Nov. 2024	Ime Udoka
Jan. 2024	Ime Udoka

Rookie of the Month

Nov. 1983	Ralph Sampson
Dec. 1983	Ralph Sampson
Jan. 1984	Ralph Sampson
Feb. 1984	Ralph Sampson
Mar. 1984	Ralph Sampson
Apr. 1984	Ralph Sampson
Dec. 1984	Hakeem Olajuwon
Feb. 1985	Hakeem Olajuwon
Mar. 1985 (tie)	Hakeem Olajuwon
Dec. 1999	Steve Francis
Mar. 2000	Steve Francis
Apr. 2000 (tie)	Steve Francis
Dec. 2002	Yao Ming
Feb. 2003	Yao Ming
Feb. 2008	Luis Scola
Mar./Apr. 2022	Jalen Green

Rockets in All-Star Games

Charles Barkley

Year	Site	MP	FGM-A	FTM-A	REB	AST	BL	ST	TP
Feb. 9, 1997	Cleveland		*Injured, Did Not Play						
One Selection (One as Starter)									

Clyde Drexler

Year	Site	MP	FGM-A	FTM-A	REB	AST	BL	ST	TP
Feb. 12, 1996	San Antonio	*19	5-8	0-0	2	3	0	3	11
Feb. 9, 1997	Cleveland	Injured, Did Not Play							
Two Selections (One as Starter)									

Steve Francis

Year	Site	MP	FGM-A	FTM-A	REB	AST	BL	ST	TP
Feb. 10, 2002	Philadelphia	*18	1-8	1-2	2	3	0	2	3
Feb. 9, 2003	Atlanta	*32	9-12	0-0	2	9	0	0	20
Feb. 15, 2004	Los Angeles	*23	6-9	0-0	4	4	0	0	13
Three Selections (Three as Starter)									
		73	16-29	1-2	8	16	0	2	36

James Harden

Year	Site	MP	FGM-A	FTM-A	REB	AST	BL	ST	TP
Feb. 17, 2013	Houston	26	6-13	0-0	6	3	0	0	15
Feb. 16, 2014	New Orleans	*24	3-7	0-0	1	5	0	1	8
Feb. 15, 2015	New York	*27	11-16	0-0	8	8	0	2	29
Feb. 14, 2016	Toronto	21	8-14	0-0	4	3	0	0	23
Feb. 19, 2017	New Orleans	*30	4-9	0-0	7	12	0	0	12
Feb. 18, 2018	Los Angeles	*27	5-19	0-0	7	8	1	1	12
Feb. 17, 2019	Charlotte	*26	4-13	0-0	4	3	0	1	12
Feb. 16, 2020	Chicago	*18	3-9	2-4	3	6	2	1	11
Eight Selections (Six as Starter)									
		198	44-100	2-4	40	48	3	6	

Elvin Hayes

Year	Site	MP	FGM-A	FTM-A	REB	AST	BL	ST	TP
Jan. 14, 1969	Baltimore	*21	4-9	3-3	5	0	-	-	11
Jan. 20, 1970	Philadelphia	*35	9-21	6-12	15	1	-	-	24
Jan. 12, 1971	San Diego	19	4-13	2-3	4	2	-	-	10
Jan. 18, 1972	Los Angeles	11	1-6	2-2	2	0	-	-	4
Four Selections (Two as Starter)									
		86	18-49	13-20	26	3	-	-	49

Dwight Howard

Year	Site	MP	FGM-A	FTM-A	REB	AST	BL	ST	TP
Feb. 16, 2014	New Orleans	13	4-6	0-0	11	3	0	0	8
One Selection									

Don Kojis

Year	Site	MP	FGM-A	FTM-A	REB	AST	BL	ST	TP
Jan. 23, 1968	New York	10	2-5	0-0	2	1	-	-	4
Jan. 14, 1969	Baltimore	*16	2-7	4-5	5	3	-	-	8
Two Selections (One as Starter)									
		26	4-12	4-5	7	4	-	-	2

Moses Malone

Year	Site	MP	FGM-A	FTM-A	REB	AST	BL	ST	TP
Feb. 5, 1978	Atlanta	14	1-1	2-4	4	1	0	1	4 (East)
Feb. 4, 1979	Pontiac	*17	2-2	4-5	7	1	0	1	8 (East)
Feb. 4, 1980	Landover, MD	*31	7-12	6-12	12	2	2	1	20 (East)
Feb. 1, 1981	Cleveland	22	3-8	2-4	6	3	0	1	8
Jan. 31, 1982	E. Rutherford	20	5-11	2-6	11	0	1	1	12
Five Selections (Two as Starter)									
		104	18-34	16-31	40	7	3	5	52

Jack Marin

Year	Site	MP	FGM-A	FTM-A	REB	AST	BL	ST	TP
Jan. 23, 1973	Chicago	11	2-6	0-0	4	1	-	-	4 (East)
One Selection									

Tracy McGrady

Year	Site	MP	FGM-A	FTM-A	REB	AST	BL	ST	TP
Feb. 20, 2005	Denver	*24	4-13	0-0	5	5	2	3	8
Feb. 19, 2006	Houston	*27	15-26	2-7	0	2	0	1	36
Feb. 18, 2007	Las Vegas	*18	3-8	0-0	3	11	0	2	8
Three Selections (Three as Starter)									
		69	22-47	2-7	8	18	2	6	52

Rockets in All-Star Games

Calvin Murphy

Year	Site	MP	FGM-A	FTM-A	REB	AST	BL	ST	TP
Feb. 4, 1979	Pontiac	15	3-5	0-0	1	5	0	2	6 (East)
One Selection									

Hakeem Olajuwon

Year	Site	MP	FGM-A	FTM-A	REB	AST	BL	ST	TP
Feb. 10, 1985	Indianapolis	15	2-2	2-6	5	1	2	0	6
Feb. 9, 1986	Dallas	15	1-8	1-2	5	0	2	1	3
Feb. 8, 1987	Seattle	*26	2-6	6-8	13	2	3	0	10
Feb. 7, 1988	Chicago	*28	8-13	5-7	9	2	2	2	21
Feb. 12, 1989	Astrodome	*25	5-12	2-3	7	3	2	3	12
Feb. 11, 1990	Miami	*31	2-14	4-10	16	2	1	1	8
Feb. 9, 1992	Orlando	20	3-6	1-2	4	2	1	2	7
Feb. 21, 1993	Salt Lake City	21	1-5	1-3	7	1	2	2	3
Feb. 13, 1994	Minneapolis	*30	8-15	3-6	11	2	5	2	19
Feb. 12, 1995	Phoenix	*25	6-13	0-2	11	1	2	2	13
Feb. 10, 1996	San Antonio	*14	2-8	0-0	3	0	0	0	4
Feb. 9, 1997	Cleveland	*20	5-8	1-2	3	1	1	0	11
12 Selections (Eight as Starter)		270	45-110	26-51	94	17	23	15	117

Ralph Sampson

Year	Site	MP	FGM-A	FTM-A	REB	AST	BL	ST	TP
Jan. 29, 1984	Denver	16	4-7	1-2	5	0	0	0	9
Feb. 10, 1985	Indianapolis	*29	10-15	4-6	10	1	1	0	24 (MVP)
Feb. 9, 1986	Dallas	*21	7-11	2-2	4	1	0	0	16
Feb. 8, 1987	Seattle	*Injured, Did Not Play							
Four Selections (Three as Starter)		66	21-33	7-10	19	2	1	0	49

Alperen Sengun

Year	Site	MP	FGM-A	FTM-A	REB	AST	BL	ST	TP
Feb. 16, 2025	San Francisco	4	2-2	0-0	1	0	0	0	4
One Selection									

Otis Thorpe

Year	Site	MP	FGM-A	FTM-A	REB	AST	BL	ST	TP
Feb. 9, 1992	Orlando	4	1-1	0-0	0	0	0	0	2
One Selection									

Rudy Tomjanovich

Year	Site	MP	FGM-A	FTM-A	REB	AST	BL	ST	TP
Jan. 15, 1974	Seattle	17	2-5	0-0	5	0	0	0	4 (East)
Jan. 14, 1975	Phoenix	14	0-3	0-0	3	0	0	0	0 (East)
Feb. 3, 1976	Philadelphia	12	1-2	0-0	3	0	0	0	2 (East)
Feb. 13, 1977	Milwaukee	22	3-9	0-0	10	1	1	1	6 (East)
Feb. 4, 1979	Pontiac	*24	6-13	0-0	6	1	0	0	12 (East)
Five Selections (One as Starter)		89	12-32	0-0	27	2	1	1	24

Russell Westbrook

Year	Site	MP	FGM-A	FTM-A	REB	AST	BL	ST	TP
Feb. 16, 2020	Chicago	27	2-10	2-4	3	3	0	0	6
One Selection									

Yao Ming

Year	Site	MP	FGM-A	FTM-A	REB	AST	BL	ST	TP
Feb. 9, 2003	Atlanta	*17	1-1	0-0	2	0	0	0	2
Feb. 15, 2004	Los Angeles	*18	8-14	0-0	4	1	0	0	16
Feb. 20, 2005	Denver	*22	5-9	1-2	8	5	1	0	11
Feb. 19, 2006	Houston	*19	2-5	1-2	2	1	0	1	5
Feb. 18, 2007	Las Vegas	*Injured, Did Not Play							
Feb. 17, 2008	New Orleans	*13	2-5	2-2	5	1	0	0	6
Feb. 15, 2009	Phoenix	*12	1-4	0-0	3	0	1	0	2
Feb. 20, 2011	Los Angeles	*Injured, Did Not Play							
Eight Selections (Eight as Starter)		101	19-38	4-6	24	8	2	1	42

Rockets on U.S. Teams

Olympics

1996 Charles Barkley, Hakeem Olajuwon
2000 Head Coach Rudy Tomjanovich

World Championships

1998 Head Coach Rudy Tomjanovich,
2006 Shane Battier
2014 James Harden

Rockets All-Decade Teams

1970s

Forward Elvin Hayes
Forward Rudy Tomjanovich
Center Moses Malone
Guard Mike Newlin
Guard Calvin Murphy

1980s

Forward Robert Reid
Forward Ralph Sampson
Center Hakeem Olajuwon
Guard Rodney McCray
Guard John Lucas Jr.

1990s

Forward Mario Elie
Forward Robert Horry
Center Hakeem Olajuwon
Guard Clyde Drexler
Guard Kenny Smith

2000s

Forward Shane Battier
Forward Luis Scola
Center Yao Ming
Guard Tracy McGrady
Guard Steve Francis

Dates & Deals

(Names in parentheses indicate players drafted)

- 1967**
- Jan. 11 San Diego Rockets admitted as 12th NBA member.
- Mar. 29 **Jack McMahon** named general manager and head coach.
- May 1 In the 1967 expansion draft, the Rockets selected **John Barnhill** and **Johnny Green** (Baltimore), **Jim Barnett** and **Toby Kimball** (Boston), **Don Kojis** (Chicago), **Jon McGlocklin** and **Jim Ware** (Cincinnati), **Henry Finkel** and **John Block** (Los Angeles) and **Dave Gambee** (Philadelphia).
- 1968**
- Jan. 11 Traded **Johnny Green** to Philadelphia for cash and 1968 4th round pick (**Darryl Jones**).
- May 6 In the 1968 expansion draft, the Milwaukee Bucks selected **Jon McGlocklin** and **Dave Gambee** from the Rockets and the Phoenix Suns took **John Barnhill**.
- June 18 **Pete Newell** named general manager.
- 1969**
- Aug. 22 Traded **Henry Finkel** to Boston for cash.
- Dec. 10 **Alex Hannum** named head coach.
- 1970**
- Apr. 15 Traded **Don Kojis** to Seattle for cash.
- May 11 In the 1970 expansion draft, the Portland Trail Blazers selected **Rick Adelman** and **Pat Riley** from the Rockets and the Cleveland Cavaliers took **Bobby Smith**.
- May 11 Traded **Jim Barnett** to Portland for **Larry Siegfried**.
- Sept. 10 Traded **Art Williams** to Boston for 1971 5th round pick (**Greg Nelson**).
- Dec. 9 Traded cash and 1971 3rd round pick (**Jackie Ridgle**) to Cleveland for **John Egan**.
- 1971**
- May 14 **Tex Winter** named head coach.
- June 9 Traded 1973 2nd round pick (**Kevin Stacom**) to Chicago for **Dick Gibbs**.
- June 23 Rockets move from San Diego to Houston.
- July 30 Traded **Toby Kimball** to Milwaukee for cash.
- Sept. 12 Traded **John Block** to Milwaukee for **Dick Cunningham**.
- Nov. 9 Traded **Don Adams** and **Larry Siegfried** to Atlanta for **Jim Davis** and **John Vallely**.
- Dec. 9 Traded **Curtis Perry** and 1972 1st round pick (**Russell Lee**) to Milwaukee for **Greg Smith** and 1973 3rd round pick (**E.C. Coleman**).
- Dec. 10 Traded **Jim Davis** to Detroit for 1972 1st round pick (**Bob Nash**).
- 1972**
- Apr. 8 Traded 1972 1st round pick (**Bob Nash**) to Phoenix for **Otto Moore**.
- May 1 **Ray Patterson** named President and General Manager.
- June 23 Traded **Elvin Hayes** to Baltimore for **Jack Marin**.
- Aug. 1 Traded **Stu Lantz** to Detroit for **Jimmy Walker**.
- Sept. 18 Traded cash to Seattle for **Zaid Abdul Aziz**.
- Sept. 19 Traded **Dick Cunningham** to Milwaukee for cash. Sent **John Gianelli** to New York for cash.
- Sept. 22 Traded cash and 1973 3rd round pick (**James Lister**) to Cleveland for **Steve Hawes**.
- Oct. 27 Traded **Greg Smith** to Portland for **Stan McKenzie**.
- Nov. 2 Traded **Dick Gibbs** to Kansas City for cash.
- 1973**
- Jan. 21 **John Egan** named head coach.
- Oct. 29 Traded **Jimmy Walker** to Kansas City for **Matt Guokas**.
- Nov. 11 Traded **Otto Moore** to Kansas City for **Ron Riley**.
- Feb. 1 Traded **Matt Guokas** and **Jack Marin** to Buffalo for **Kevin Kunnert** and **Dave Wohl**.
- 1974**
- May 20 In the 1974 expansion draft, the New Orleans Jazz selected **E.C. Coleman** from the Rockets.
- 1975**
- Nov. 1 The Summit (Compaq Center) opens.
- Nov. 2 First Game in The Summit: Houston 104, Milwaukee 89; **Rudy Tomjanovich** scores 28 to lead the Rockets; 7,142 in attendance.
- Nov. 13 Traded **Steve Hawes** to Portland for **John Johnson**.
- 1976**
- Apr. 20 **Tom Nissalke** named head coach.
- June 7 Traded **Joe Meriweather** and **Gus Bailey** to Atlanta for **Dwight Jones** and exchange of 1st round picks (**Armond Hill**), giving Rockets top pick of 1976 NBA Draft (**John Lucas**).
- Oct. 25 Traded 1977 1st round pick (**Wesley Cox**) and 1978 1st round pick (**Michael Ray Richardson**) and cash to Buffalo for **Moses Malone**.
- 1977**
- Jan. 8 Traded **Dave Wohl** to New Jersey for cash and 1978 4th round pick (**Jackie Robinson**).
- June 9 Traded **John Johnson** to Boston for 1977 2nd round pick (**Larry Moffett**) and 1978 2nd round pick (**Buster Mathoney**).
- Aug. 10 Traded **Tom Owens** to Portland for **Robin Jones**.
- Oct. 18 **John Johnson** returned by Commissioner Lawrence F. O'Brien with Rockets retaining Boston's 1977 and 1978 2nd round picks.
- Oct. 22 Traded **John Johnson** to Seattle for 1979 2nd round pick (**Paul Mokeski**) and 1980 2nd round pick (**Billy Williams**).
- Dec. 9 **Rudy Tomjanovich** suffers facial fracture at Los Angeles.
- Dec. 16 Traded 1978 2nd round pick (**Rick Wilson**) and 1979 2nd round pick (**Larry Wilson**) to Atlanta for **Ron Behagen**.
- Dec. 22 Traded **Ron Behagen** to Indiana for **Alonzo Bradley**.
- 1978**
- June 9 **Kevin Kunnert** signed as free agent by Boston; Houston receives cash and 1981 2nd round pick (**Ed Turner**).
- June 17 Signed free agent **Rick Barry** from Golden State.
- July 26 Traded **C.J. Kupec** to Milwaukee for 1979 4th round (**Sammy Drummer**).
- Sept. 5 **John Lucas** and \$100,000 compensation to Golden State for **Rick Barry**.
- Sept. 21 Traded 1981 1st round pick (**Danny Schayes**) to New Orleans for **Slick Watts**.

- 1979**
- May 25** Rockets purchased by partnership headed by **George J. Maloof**.
- June 7** **Del Harris** named head coach.
- July 16** Signed free agent **Tom Henderson** from Washington; teams agree on 1980 1st round pick as compensation.
- Oct. 12** Traded **Mike Newlin** to New Jersey for cash and 1980 2nd round pick (**John Stroud**).

- 1980**
- Jan. 17** Traded **John Shumate**, 1980 3rd round pick (**Lavon Mercer**) and cash to San Antonio for **Billy Paultz**.
- May 28** In the 1980 expansion draft, the Dallas Mavericks selected **Alonzo Bradley** from the Rockets.
- June 10** Traded 1982 2nd round pick (**Wayne Sappleton**) to Chicago for **Calvin Garrett**.
- Sept. 12** **Rick Barry** retires after 14 pro seasons.
- Oct. 7** Traded **Paul Mokeski** to Detroit for 1982 2nd round pick (**Richard Anderson**).
- Nov. 29** **George J. Maloof**, 57, died in Albuquerque, NM.
- Dec. 23** **Gavin P. Maloof**, 24, becomes president of the Rockets.

- 1981**
- June 9** Traded 1981 2nd round pick (**Charles Davis**) and 1983 2nd round pick (**Sidney Lowe**) to Washington for **Elvin Hayes**.
- Oct. 2** **Rudy Tomjanovich** retires after 11 seasons with Rockets.

- 1982**
- Jan. 28** **Rudy Tomjanovich's** #45 is retired by the Rockets organization.
- June 15** **Charlie Thomas** purchases the Rockets.
- June 28** Traded 1982 2nd round pick (**Jeff Taylor**) to San Diego for **Joe Bryant**.
- Aug. 25** NBA approves sale of Rockets to **Charlie Thomas**.
- Sept. 15** Traded **Moses Malone** to Philadelphia for **Caldwell Jones** and Cleveland's 1983 1st round pick (**Rodney McCray**).
- Oct. 1** **Robert Reid** retires after five seasons with Rockets.
- Oct. 5** Traded 1984 2nd round pick (**Cory Blackwell**) to Seattle for **Wally Walker**.
- Oct. 16** Traded free agent **Mike Dunleavy's** rights to San Antonio for 1983 2nd round pick (**Horace Owens**).
- Oct. 18** Traded free agent **Bill Willoughby's** rights to San Antonio for 1985 2nd round pick (**Yvon Joseph**).
- Nov. 12** Traded 1983 and 1985 2nd round draft picks (acquired from San Antonio for rights to **Mike Dunleavy** and **Bill Willoughby**) to New Jersey for **James Bailey**.

- 1983**
- Apr. 22** **Del Harris** resigns as head coach.
- May 19** Rockets call heads to win coin flip for top draft pick.
- June 1** **Bill Fitch** named head coach.
- June 28** Rockets select **Ralph Sampson** first in college draft, **Rodney McCray** third.
- Aug. 30** Signed free agent **Lewis Lloyd**; Golden State receives 1985 2nd round pick (**Bobby Lee Hurt**).
- Sept. 30** Signed free agent **Phil Ford**; Milwaukee received 1984 6th round pick (**McKinley Singleton**) and cash.
- Oct. 17** **Robert Reid** returns after one year absence.

- 1984**
- Mar. 17** **Calvin Murphy's** #23 is retired by the Rockets organization.
- May 23** Rockets win coin flip (Portland calls tails) for top draft pick (**Hakeem Olajuwon**).
- Aug. 11** Traded **Caldwell Jones** to Chicago for **Mitchell Wiggins**, 1985 2nd round pick (**Tyrone Corbin**) and 3rd round pick (**Michael Payne**).
- Aug. 16** **Gary Bradley** of Austin purchases 20 percent interest in team.
- Aug. 29** Traded 1985 3rd round pick (**Kenny Perry**) to L.A. Clippers for **Hank McDowell**.
- Oct. 4** Traded **James Bailey** and 1985 2nd round pick (**Yvon Joseph**) to San Antonio for **John Lucas** and 1985 3rd round pick (**Sam Mitchell**).

- 1985**
- Aug. 2** Traded 1987 3rd round pick (**Sean Couch**) to Indiana for **Granville Waiters**.

- 1986**
- Oct. 9** Sign free agent **Richard Anderson**; Denver received 1988 3rd round pick (**Dwight Boyd**).
- Oct. 23** Traded **Granville Waiters** to Chicago for 1989 2nd round pick (**Chucky Brown**).
- Dec. 8** Traded 1989 2nd round pick (**Chucky Brown**) to Cleveland for **Dirk Minniefield**.

- 1987**
- Jan. 17** Traded 1987 1st round pick (**Joe Wolf**) and 1989 3rd round pick to L.A. Clippers for **Cedric Maxwell**.
- Oct. 9** Traded 1988 2nd round pick (**Keith Smart**) to Golden State for **Lester Conner**.
- Nov. 5** Traded **Dave Feitl**, non-lottery 1st round pick (**Dana Barros**, 1989) and cash to Golden State for **Purvis Short**; Gave up rights to match an offer sheet given to free agent guard **Dirk Minniefield**.
- Dec. 12** Traded **Ralph Sampson** and **Steve Harris** to Golden State for **Joe Barry Carroll**, **Eric Floyd** and cash, which marked the first time that the first picks in an NBA draft had been traded for each other (Carroll 1980, Sampson 1983).

- 1988**
- June 6** **Bill Fitch** relieved as head coach.
- June 13** **Don Chaney** named head coach.
- June 23** In the 1988 expansion draft, the Miami Heat selected **Andre Turner** from the Rockets.
- July 15** Traded **Robert Reid** and 1990 2nd round pick (**Steve Scheffler**) to Charlotte for **Bernard Thompson**.
- July 19** Signed **Mike Woodson**, the Rockets first free agent signee under new collective bargaining agreement.
- Aug. 1** **John Killilea** hired as assistant coach/player personnel.
- Oct. 7** Traded **Cedric Maxwell** to Washington for **Jim Grandholm**.
- Oct. 11** Traded **Rodney McCray** and **Jim Petersen** to Sacramento for **Otis Thorpe**.
- Nov. 2** Traded **Joe Barry Carroll** and **Lester Conner** to New Jersey for **Tim McCormick**, **Frank Johnson**, **Tony Brown** and **Lorenzo Romar**.

Dates & Deals

- 1989**
- Feb. 3** **Calvin Murphy** hired as assistant coach/shooting and community relations.
- June 15** In the 1989 expansion draft, the Orlando Magic selected **Frank Johnson** from the Rockets.
- July 11** Signed **Larry Smith**.
- Aug. 2** Signed **Adrian Caldwell** and **Byron Dinkins**.
- Aug. 15** Traded cash to San Antonio for **Anthony Bowie**.
- Aug. 17** Signed **John Lucas**, marking the fourth time he had signed with Rockets.
- Sept. 11** **Steve Patterson** named General Manager. **Ray Patterson** retains title of President.
- Sept. 21** Signed **Lewis Lloyd**.
- Sept. 25** Signed **Mitchell Wiggins**.
- Sept. 26** Signed **Chuck Nevitt**.

- 1990**
- Feb. 21** Traded cash to San Antonio for **Vernon Maxwell**.
- Feb. 21** Traded **Derrick Chievous** to Cleveland for 1991 2nd round pick (**Zan Tabak**), 1992 2nd round pick (**Curtis Blair**), and 1993 2nd round pick from Boston via New Jersey (**Richard Petruska**).
- Feb. 27** Signed **Lewis Lloyd** to 10-day contract.
- Mar. 9** Signed **Lewis Lloyd** to a second 10-day contract.
- Mar. 20** Signed **Lewis Lloyd** for remainder of season.
- June 27** Traded **Alec Kessler** to Miami for rights to **Dave Jamerson** (No. 15, 1st Round) and **Carl Herrera** (No. 30, 2nd Round).
Re-signed **Eric Floyd**.
- July 2** **Ray Patterson** retires as President.
- Aug. 29** **E.C. "Ed" Schmidt** named fourth president in franchise history.
- Sept. 1** Traded **Tim McCormick** and **John Lucas** to Atlanta for **Kenny Smith** and **Roy Marble**.
- Sept. 27** Signed **Dave Jamerson**.
- Oct. 11** Signed **Dave Jamerson**.

- 1991**
- May 23** **Don Chaney** named NBA Coach of the Year; signs multi-year contract.
- June 26** Traded **Keith Hughes** to Cleveland in exchange for a 1996 2nd round pick and cash.
- July 1** Tendered qualifying offers to restricted free agents **Kenny Smith**, **David Wood**, **Matt Bullard** and **Kennard Winchester**; did not make a qualifying offer to **Dave Feitl**.
- July 17** Assistant coaches **Carroll Dawson**, **Rudy Tomjanovich** and **John Killilea** signed to multi year extensions.
- Aug. 23** Waived **Adrian Caldwell** for purpose of allowing him to sign with Cantu of Italian A1 League; he had reached an agreement with the Rockets to be released from the final year of his two-year contract.
- Sept. 3** Signed **John Turner**.
- Oct. 2** Signed **Carl Herrera**.
- Oct. 11** Signed **Vernon Maxwell** to contract extension; also signed **Tree Rollins** and **Matt Bullard**.
- Oct. 23** Re-signed **Kenny Smith**.

- 1992**
- Feb. 18** **Don Chaney** relieved as head coach; **Rudy Tomjanovich** promoted to interim head coach.
- Feb. 23** **Bill Berry** hired as assistant coach.
- Mar. 23** Placed **Hakeem Olajuwon** on suspended list.
- Mar. 31** Activated **Hakeem Olajuwon** from suspended list.
- May 20** **Rudy Tomjanovich** named head coach; **Carroll Dawson** and **Bill Berry** retained as assistants.

- June 15** **Joe Ash** hired as scout and **Jim Boylen** hired as video coordinator.
- July 1** Tendered qualifying offers to restricted free agents **Matt Bullard**, **Carl Herrera**, **Avery Johnson** and **David Wood**; did not extend qualifying offer to **Buck Johnson**; **Tree Rollins**, **Larry Smith** and **Buck Johnson** each became an unrestricted free agent.
- July 2** Traded two future 2nd round picks (1993, 1996) to Orlando for **Greg Kite**.
- July 20** Signed **Robert Horry**.
- July 20** **July 20** July 2 trade between Houston and Orlando rescinded due to **Greg Kite's** failure to pass Rockets physical.
- Aug. 21** Waived **John Turner** for purpose of allowing him to sign with Spain's CAI Zaragoza.
- Sept. 25** Traded 1995 2nd round pick to Minnesota for **Scott Brooks**.
- Oct. 5** Traded **David Wood** to San Antonio for a 1995 2nd round pick.

- 1993**
- Mar. 15** **Hakeem Olajuwon** signed to a contract extension.
- June 30** Selected **Sam Cassell** with 24th pick, **Richard Petruska** with 46th pick and **Marcelo Nicola** with 50th pick in 1993 NBA Draft. Acquired draft rights to **Eric Riley** from Dallas for draft rights to **Ron "Popeye" Jones**.
- July 30** **Leslie L. Alexander** purchases franchise from **Charlie Thomas**.
- Aug. 2** Waived **Eric Floyd**. Acquired **Mario Elie** from Portland for a 1995 2nd round pick the Rockets acquired from San Antonio for **David Wood** on Oct. 5, 1992.
- Aug. 17** Signed **Sam Cassell**, **Richard Petruska** and **Eric Riley**.
- Aug. 30** **Tod Leiweke** named President of franchise; **Steve Patterson** relieved of duties as General Manager.
- Sept. 16** **Larry Smith** hired as assistant coach.
- Oct. 7** Signed **Ashraf Amaya** and **Scott Meents**.
- Nov. 1** Waived **Dave Jamerson**.
- Nov. 2** Waived **Ashraf Amaya** and **Scott Meents**.
- Nov. 10** Head Coach **Rudy Tomjanovich** signed to a contract extension.

- 1994**
- Jan. 31** **Tod Leiweke** resigns as President; **John Thomas** promoted to Executive Vice President of Business Operations.
- Feb. 4** Acquired **Sean Elliott** from Detroit for **Robert Horry**, **Matt Bullard** and future considerations.
- Feb. 6** Trade of Feb. 4 nullified due to **Sean Elliott's** not passing Rockets physical.
- Apr. 1** Signed **Larry Robinson** to 10-day contract.
- Apr. 12** Signed **Larry Robinson** to a second 10-day contract.
- Apr. 19** Signed **Chris Jent** for the remainder of season.
- Apr. 21** Signed **Earl Cureton** and **Larry Robinson** for the rest of the season.
- Apr. 29** **Bob Weinhauer** hired as Vice President of Basketball Operations.
- June 22** **Rockets win first NBA Championship with 90-84 win over the New York Knicks in Game Seven of the NBA Finals.**
- June 29** Selected **Albert Burditt** in the 1994 NBA Draft.
- July 20** Signed 1991 2nd round pick **Zan Tabak**.
- Sept. 20** Signed **Adrian Caldwell**.
- Sept. 21** Signed **Tim Breaux** and **Larry Robinson**.
- Oct. 4** Signed **Mario Elie** to a multi-year contract extension. Tendered a qualifying offer to **Chris Jent**.

Dates & Deals

Oct. 14 Waived **Albert Burditt** and **Larry Robinson**.
 Nov. 29 Waived **Adrian Caldwell**. Signed **Pete Chilcutt**.
 Dec. 1 Waived **Chris Jent**.
 Dec. 12 Waived **Eric Riley**.

1995

Feb. 1 Signed **Chucky Brown** to 10-day contract.
 Feb. 14 Signed **Chucky Brown** to a second 10-day contract. Acquired **Clyde Drexler** and **Tracy Murray** from the Portland Trail Blazers in exchange for **Otis Thorpe** and the 1993 2nd round draft rights of **Marcelo Nicola**.
 Feb. 23 Acquired **Morlon Wiley** and a 1995 2nd round pick from the Dallas Mavericks in exchange for **Scott Brooks**.
 Feb. 24 Signed **Chucky Brown** for the remainder of the season. Waived **Morlon Wiley**.
 Mar. 2 Signed **Charles Jones** to 10-day contract.
 Apr. 22 Signed **Charles Jones** for the remainder of the season.
 June 14 **Rockets win second consecutive NBA Championship with 113-101 win over the Orlando Magic in Game Four of the NBA Finals.**
 June 25 In the 1995 expansion draft, the Toronto Raptors selected **Zan Tabak** from the Rockets.
 June 28 Selected **Erik Meek** with the 41st pick of the 1995 NBA Draft.
 Sept. 25 Signed **Eldridge Recasner**.
 Sept. 27 Signed **Pete Chilcutt** to a contract extension.
 Sept. 29 Signed **Mark Bryant**.
 Oct. 3 Signed **Chucky Brown** and **Charles Jones** to multi-year contract extensions.
 Oct. 5 Signed **Ricky Blanton**, **Alvin Hegg**, **Tony Watson** and **Tremaine Wingfield**.
 Oct. 13 Waived **Tony Watson** and **Tremaine Wingfield**.
 Oct. 16 Waived **Ricky Blanton**.
 Nov. 19 Waived **Alvin Hegg**.
 Nov. 27 Signed **Clyde Drexler** to a contract extension.

1996

Jan. 11 Signed Head Coach **Rudy Tomjanovich** to a multi-year contract extension.
 Jan. 20 Signed **Henry James** to 10-day contract.
 Jan. 30 Signed **Henry James** to a second 10-day contract.
 Feb. 12 Signed **Sam Mack** to 10-day contract.
 Feb. 22 Signed **Sam Mack** to a second 10-day contract.
 Signed **Jaren Jackson** to 10-day contract.
 Mar. 3 Signed **Sam Mack** for the remainder of the season. Signed **Jaren Jackson** to a second 10-day contract.
 Mar. 5 Signed **Melvin Booker** to 10-day contract.
 Mar. 13 Signed **Tracy Moore** to 10-day contract.
 Mar. 15 Signed **Melvin Booker** to a second 10-day contract.
 Mar. 23 Signed **Tracy Moore** to a second 10-day contract.
 Mar. 27 Signed **Melvin Booker** for the remainder of the season.
 Apr. 3 Signed **Tracy Moore** for the remainder of the season.
 June 19 Traded **Pete Chilcutt**, **Tim Breaux**, two 1996 picks and a 1997 pick to the Vancouver Grizzlies for two 1996 draft picks and one 1997 pick.
 June 26 Selected **Othella Harrington** with 30th pick, **Randy Livingston** with 42nd pick and **Terrell Bell** with the 50th pick of the 1996 NBA Draft.
 June 28 Signed **Emanuel Davis**.

July 15 Signed **Hakeem Olajuwon** to a contract extension.
 July 16 Signed **Brent Price**. Renounced the rights to **Melvin Booker**, **Earl Cureton**, **Eldridge Recasner** and **Kenny Smith**.
 July 26 **Robert Barr** promoted to Senior Executive Vice President of Basketball Affairs. **Carroll Dawson** promoted to Executive Vice President of Basketball. **Jim Boylen** promoted to Assistant Coach. **Mike Wells** promoted to Video Coordinator.
 Aug. 13 Re-signed **Mario Elie**.
 Aug. 19 Traded **Chucky Brown**, **Mark Bryant**, **Sam Cassell** and **Robert Horry** to the Phoenix Suns for **Charles Barkley** and a 2nd round pick in the 1999 NBA Draft.
 Signed **Kevin Willis**.
 Aug. 28 Re-signed **Charles Jones**, **Sam Mack** and **Tracy Moore**.
 Aug. 30 **Bob Weinhauer** resigns as Vice President of Basketball Operations.
 Oct. 1 Signed **Matt Bullard**, **Matt Maloney**, **Joe Stephens**, **Othella Harrington**, **Randy Livingston** and **Terrell Bell**.
 Oct. 30 Waived **Terrell Bell** and **Joe Stephens**.
 Nov. 27 Signed **Elmer Bennett**.
 Dec. 23 Waived **Elmer Bennett**.

1997

Feb. 12 Signed **Joe Stephens** to 10-day contract.
 Feb. 20 NBA voided **Joe Stephens'** 10-day contract due to the league's agreement with FIBA.
 Mar. 1 Signed **Sedale Threatt** for the remainder of the season. Waived **Tracy Moore**.
 Mar. 3 Signed **Eddie Johnson** for the remainder of the season.
 June 25 Selected **Rodrick Rhodes** with the 24th pick and **Serge Zwikker** with the 30th pick of the 1997 NBA Draft.
 July 2 Re-signed **Emanuel Davis**.
 July 10 Signed **Rodrick Rhodes** and **Serge Zwikker**.
 July 23 Re-signed **Othella Harrington**.
 July 26 Signed **Joe Stephens**.
 Aug. 1 Signed Head Coach **Rudy Tomjanovich** to a contract extension.
 Aug. 12 Re-signed **Eddie Johnson**.
 Aug. 15 Re-signed **Matt Maloney**.
 Sept. 8 Re-signed **Matt Bullard**.
 Oct. 1 Re-signed **Sam Mack**. Signed **Doug Brandt**. Renounced the rights to **Sedale Threatt**.
 Oct. 2 Re-signed **Randy Livingston**.
 Oct. 28 Waived **Doug Brandt**. Acquired a 2nd round pick for the 1999 or 2000 NBA Draft from Vancouver in exchange for **Sam Mack**.
 Oct. 30 Waived **Randy Livingston**.
 Nov. 25 Signed **Charles Jones**.

1998

Mar. 18 **Clyde Drexler** announces that he will retire at the conclusion of the 1997-98 season to assume the head basketball coaching position at the University of Houston.
 Apr. 19 **Moses Malone's** #24 is retired by the Rockets organization.
 June 9 Traded **Kevin Willis** to the Toronto Raptors for **Roy Rogers** and two first round picks in the 1998 NBA Draft.
 June 24 Selected **Michael Dickerson** with the 14th pick, **Bryce Drew** with the 16th pick, **Mirsad Turkcan** with the 18th pick and **Cuttino Mobley** with the 41st pick of the 1998 NBA Draft.
 Sept. 29 **George Postolos** hired as chief operating officer.

Dates & Deals

1999

- Jan. 22** Re-signed **Charles Barkley**. Traded the draft rights for **Mirsad Turkcan** to the Philadelphia 76ers for a conditional 1st round draft pick. Traded **Roy Rogers** and a 2nd round pick in the 1999 NBA Draft to the Chicago Bulls for **Scottie Pippen**. Renounced the rights to **Emanuel Davis**, **Mario Elie**, **Charles Jones**, **Joe Stephens** and **Serge Zwikker**.
- Jan. 23** Re-signed **Matt Bullard**, **Othella Harrington**, **Eddie Johnson** and **Matt Maloney**. Signed free agents **Antoine Carr**, **John Coker** and **Anthony "Pig" Miller**.
- Jan. 23** Signed **Michael Dickerson**, **Bryce Drew** and **Cuttino Mobley**.
- Feb. 5** Signed **Stanley Roberts**.
- Feb. 16** Waived **John Coker**.
- Feb. 18** Rockets Head Coach **Rudy Tomjanovich** named head coach of the USA Basketball Team, which will participate in the 1999 qualification tournament for the 2000 Olympic Games.
- Mar. 11** Traded **Rodrick Rhodes** to the Vancouver Grizzlies for **Sam Mack**.
- June 30** Selected **Kenny Thomas** with the 22nd pick, **Tyrone Washington** with the 44th pick and **Venson Hamilton** with the 50th pick of the 1999 NBA Draft.
- Aug. 11** **Robert Barr** resigns his post as Sr. Executive Vice-President of Basketball Affairs.
- Aug. 13** Signed **Kenny Thomas**.
- Aug. 27** Acquired the draft rights to **Steve Francis** along with **Tony Massenburg** from Vancouver and **Don MacLean** and a future 1st round pick from Orlando in a three-way, 11-player trade. In exchange for the players and draft pick, the Rockets traded **Antoine Carr**, **Michael Dickerson**, **Othella Harrington**, **Brent Price** and a future 1st round pick to Vancouver while Orlando acquired **Lee Mayberry**, **Makhtar Ndiaye**, **Rodrick Rhodes** and **Michael Smith** from Vancouver. The Grizzlies also received a future 2nd round pick from Orlando.
- Sept. 1** Signed **Steve Francis**.
- Sept. 2** Signed **Thomas Hamilton**.
- Sept. 29** Signed **Shandon Anderson**.
- Oct. 2** Traded **Scottie Pippen** to the Portland Trail Blazers for **Stacey Augmon**, **Kelvin Cato**, **Ed Gray**, **Carlos Rogers**, **Brian Shaw** and **Walt Williams**.
- Oct. 4** Re-signed **Charles Barkley**. Waived **Eddie Johnson**. **Mike Wells** promoted to Assistant Coach. **Dennis Lindsey** promoted to Director of Player Personnel.
- Oct. 5** Waived **Ed Gray** and **Brian Shaw**.
- Oct. 12** Waived **Stacey Augmon**.
- Oct. 24** **Charles Barkley** announces that he will retire at the conclusion of the 1999-2000 season.
- Oct. 28** Signed **Kelvin Cato** to a contract extension.
- Nov. 1** Waived **Matt Maloney** and **Don MacLean**.
- Dec. 10** Signed **Devin Gray**.

2000

- Jan. 5** Waived **Devin Gray**.
- Jan. 6** Signed **Anthony "Pig" Miller** to 10-day contract.
- Jan. 7** Signed **Devin Gray** to 10-day contract.
- Jan. 13** Signed **Bill Curley** to a 10-day contract.
- Jan. 16** Signed **Anthony "Pig" Miller** to a second 10-day contract.

- Jan. 17** Signed **Devin Gray** to a second 10-day contract.
- Jan. 23** Signed **Bill Curley** to a second 10-day contract.
- Jan. 26** Signed **Anthony "Pig" Miller** for the remainder of the season.
- Jan. 27** Signed **Devin Gray** for the remainder of the season.
- Feb. 3** **Clyde Drexler's** #22 is retired by the Rockets organization.
- Feb. 8** Signed **Martyn "Moochie" Norris** to 10-day contract.
- Feb. 18** Signed **Martyn "Moochie" Norris** to a second 10-day contract.
- Feb. 28** Signed **Martyn "Moochie" Norris** for the remainder of the season.
- March 4** Signed Head Coach **Rudy Tomjanovich** to a contract extension.
- June 28** Selected **Joel Przybilla** with 9th pick and **Eduardo Najera** with the 38th pick in the 2000 NBA Draft. Acquired draft rights to **Jason Collier** (15th pick) and a future 1st round pick from Milwaukee for draft rights to **Joel Przybilla**. Acquired draft rights to **Dan Langhi** (31st pick) from Dallas for draft rights to **Eduardo Najera** and a future 2nd round pick.
- July 17** Signed **Jason Collier** and **Dan Langhi**.
- Aug. 2** Re-signed **Cuttino Mobley**.
- Aug. 25** Signed **Maurice Taylor**.
- Sept. 28** Acquired a conditional future 1st round pick or two future 2nd round picks from Chicago in exchange for **Bryce Drew**.
- Oct. 2** Signed **Stais Boseman**, **Lorenzo Johnson** and **Rayford Young**.
- Oct. 15** Waived **Lorenzo Johnson** and **Rayford Young**.
- Oct. 30** Waived **Stais Boseman**.
- Dec. 1** Signed General Manager **Carroll Dawson** to a multi-year contract extension.
- Dec. 8** Signed **Anthony "Pig" Miller**.
- Dec. 28** Waived **Anthony "Pig" Miller**.

2001

- Feb. 28** Signed **Sean Colson** to 10-day contract.
- Mar. 10** Signed **Sean Colson** to a second 10-day contract.
- Mar. 20** Signed **Sean Colson** for the remainder of the season.
- June 2** Traded the 22nd pick in the 2001 NBA Draft to Orlando in exchange for the 23rd pick. In accordance with the guidelines in the trade agreement, the Magic will accept the 18th pick in the draft from Phoenix and convey it to Houston.
- June 27** Selected **Richard Jefferson** (13th pick), **Jason Collins** (18th pick) and **Brandon Armstrong** (23rd pick) in the 2001 NBA Draft. Acquired draft rights to **Eddie Griffin** (7th pick) from New Jersey for draft rights to **Jefferson**, **Collins** and **Armstrong**. Acquired draft rights to **Terence Morris** (34th pick) from Atlanta for a future 1st round pick.
- July 2** Did not exercise team option on **Carlos Rogers**. In addition, **Shandon Anderson** and **Maurice Taylor** decided not to exercise player options on their contracts.
- Aug. 2** Acquired a future 1st round draft pick (**Bostjan Nachbar**) and a future 2nd round draft pick (**Tito Maddox**) from Toronto in exchange for **Hakeem Olajuwon**.

- Aug. 10** Acquired **Glen Rice** from the New York Knicks and the draft rights to **Kyle Hill** from the Dallas Mavericks in exchange for **Shandon Anderson**. As part of the deal, the New York Knicks receive Anderson from Houston and **Howard Easley** from Dallas, while the Mavericks acquire **Tyrone "Muggsy" Bogues**.
- Aug. 17** Finalized the trade for **Glen Rice**, with the Rockets receiving future considerations from both Dallas and New York.
- Sept. 7** Exercised option on fourth year of **Steve Francis'** contract. Signed **Terence Morris**.
- Sept. 10** Signed **Oscar Torres**.
- Sept. 19** Signed **Eddie Griffin**. Promoted **Melvin Hunt** and **Dean Cooper** to assistant coaches.
- Sept. 26** Exercised the option on the fourth year of **Kenny Thomas'** contract. Signed **Tierre Brown** and **Ike Nwankwo**.
- Sept. 27** Signed **Darren Kelly**.
- Sept. 29** Signed **Marc Jackson** to an offer sheet, which was later matched by Golden State. Signed **Damon Jones**.
- Oct. 1** Re-signed guard **Martyn "Moochie" Norris**.
- Oct. 22** Acquired **Kevin Willis** for the team's 2002 2nd round pick in a three-team trade with Denver and Milwaukee. As part of the deal, Denver received **Scott Williams** and a future 1st round draft pick from Milwaukee, while Milwaukee acquired **Aleksandar Radojevic** from Denver and Houston's draft pick.
- Oct. 25** Waived **Damon Jones**, **Darren Kelly** and **Ike Nwankwo**.

2002

- May 19** With **Steve Francis** serving as the team representative, the Rockets won the 2002 NBA Draft Lottery, earning the right to pick first in the 2002 NBA Draft.
- June 26** Selected **Yao Ming** (1st pick), **Bostjan Nachbar** (15th pick) and **Tito Maddox** (38th pick) in the 2002 NBA Draft.
- June 29** Did not exercise team option on **Oscar Torres**.
- July 11** Signed **Bostjan Nachbar**.
- Aug. 26** Signed **Steve Francis** to a contract extension.
- Sept. 12** Signed **Tito Maddox**.
- Sept. 25** Signed **Steve Goodrich** and **Pete Miceal**.
- Sept. 26** Signed **Tierre Brown** and **Oscar Torres**.
- Sept. 30** Signed **Juaquin Hawkins** and **Sonny Watson**.
- Oct. 1** Signed **Brandon Kurtz**.
- Oct. 16** Waived **Brandon Kurtz** and **Sonny Watson**.
- Oct. 21** Signed **Yao Ming**.
- Oct. 24** Waived **Oscar Torres** and **Steve Goodrich**.
- Oct. 25** Promoted **Keith Jones** and **Dennis Lindsey** to Vice Presidents of Basketball Operations.
- Oct. 28** Waived **Tierre Brown**.
- Nov. 9** **Hakeem Olajuwon's** #34 is retired by the Rockets organization.
- Dec. 18** Acquired **James Posey** in a three-team trade with the Denver Nuggets and the Philadelphia 76ers. As part of the deal, the Nuggets received **Mark Bryant**, **Art Long**, and a future 1st round pick from Philadelphia and a future 2nd round pick from Houston, while the 76ers received **Kenny Thomas** from Houston.

2003

- Jan. 8** Waived **Pete Miceal**.
- Mar. 16** **Rudy Tomjanovich** announced a leave of absence as head coach of the team due to bladder cancer, as assistant coach **Larry Smith** coached the Rockets for the final 17 games of the season.

- May 23** **Rudy Tomjanovich** resigned as head coach.
- June 11** **Jeff Van Gundy** hired as head coach.
- June 26** Selected **Malick Badiane** with the 44th pick in the 2003 NBA Draft.
- June 31** Extended qualifying offer to restricted free agent **James Posey** (who later signed with Memphis). Elected not to exercise the team options on **Tito Maddox** and **Terence Morris**.
- July 2** **Steve Clifford**, **Andy Greer**, **Tom Thibodeau** and **Patrick Ewing** hired as assistant coaches.
- July 26** Signed **Eric Piatkowski**.
- Aug. 7** Signed **Adrian Griffin**.
- Sept. 8** Signed **Torrave Braggs**, **Ben Davis**, **Gabe Muoneke**, **Alex Scales** and **Mike Wilks**.
- Sept. 17** Signed **Peter Cornell**.
- Sept. 29** Signed **Melvin Sanders** and **Guy Rucker**.
- Sept. 30** Acquired **John Amaechi** and a future 2nd round pick from Utah in exchange for **Glen Rice**, future considerations and cash.
- Sept. 30** Waived **Melvin Sanders** and **Guy Rucker**. Signed **Jim Jackson**.
- Oct. 16** Suspended **Eddie Griffin**.
- Oct. 16** Signed **Anthony "Pig" Miller**.
- Oct. 17** Waived **Peter Cornell** and **Jameel Watkins**.
- Oct. 23** Waived **Anthony "Pig" Miller**, **Gabe Muoneke** and **Alex Scales**.
- Oct. 27** Placed **Ben Davis** (knee surgery), **Adrian Griffin** (knee surgery) and **Eric Piatkowski** (left ankle sprain) on the injured list.
- Oct. 27** Placed **Eddie Griffin** on suspended list.
- Oct. 28** Signed **Scott Padgett**.
- Oct. 30** Played the first regular season game in Toyota Center (102-85 win vs. Denver). Signed **Alton Ford**.
- Nov. 9** Waived **Alton Ford**.
- Nov. 19** Waived **Alton Ford**.
- Nov. 23** Waived **Torrave Braggs**.
- Nov. 23** Signed **Alton Ford**.
- Nov. 24** Activated **Eric Piatkowski**.
- Nov. 24** Placed **Mike Wilks** (right shoulder contusion) on the injured list.
- Dec. 11** Waived **Ben Davis**.
- Dec. 19** Waived **Eddie Griffin**.
- Dec. 23** Activated **Mike Wilks**.
- Dec. 23** Placed **John Amaechi** (viral infection/food poisoning) on the injured list.
- Dec. 30** Acquired **Clarence Weatherspoon** from New York in exchange for **John Amaechi** and **Martyn "Moochie" Norris**.

2004

- Jan. 7** Waived **Alton Ford**.
- Jan. 15** Signed **Mark Jackson**.
- Feb. 2** Suspended **Steve Francis** for one game.
- Feb. 4** Activated **Adrian Griffin**.
- Feb. 4** Placed **Mike Wilks** (right foot plantar fasciitis) on the injured list.
- Mar. 18** Signed **Charles Oakley** to 10-day contract.
- Mar. 18** Placed **Kelvin Cato** (left shoulder sprain) on the injured list.
- Mar. 26** Activated **Mike Wilks**.
- Mar. 26** Placed **Adrian Griffin** (right knee chondromalacia) on the injured list.
- Mar. 28** Signed **Charles Oakley** to a second 10-day contract.
- Apr. 6** Waived **Charles Oakley**.
- June 24** Selected **Luis Flores** with 55th pick in the 2004 NBA Draft. Acquired draft rights to **Vassilis Spanoulis** (50th pick) from Dallas for draft rights to **Luis Flores**.
- June 29** Acquired **Tracy McGrady**, **Juwan Howard**, **Tyrone Lue** and **Reece Gaines** from Orlando for **Steve Francis**, **Cuttino Mobley** and **Kelvin Cato**.

Dates & Deals

Aug. 9 Signed **Charlie Ward** and **Bob Sura**.
Sept. 1 Signed **Scott Padgett**.
Sept. 8 Acquired **Dikembe Mutombo** from Chicago for **Adrian Griffin**, **Eric Piatkowski** and **Mike Wilks**.
Sept. 16 Exercised the option on the fourth year of **Yao Ming's** contract.
Sept. 29 Signed **Ryan Bowen**.
Sept. 30 Signed **David Hawkins**, **Brooks Sales** and **Derrick Zimmerman**.
Oct. 25 Waived **Brooks Sales**.
Oct. 28 Waived **Derrick Zimmerman**. Signed **Andre Barrett**.
Nov. 1 Waived **David Hawkins**. Placed **Andre Barrett** (left hamstring strain), **Reece Gaines** (left foot, plantar fasciitis) and **Bob Sura** (herniated disc) on the injured list.
Nov. 23 Activated **Andre Barrett**. Placed **Ryan Bowen** (left knee tendinitis) on the injured list.
Nov. 27 Activated **Bob Sura**. Placed **Charlie Ward** (bruised right knee) on the injured list.
Dec. 2 Activated **Reece Gaines**. Placed **Tyronn Lue** (sore right knee) on the injured list.
Dec. 4 Activated **Ryan Bowen**. Placed **Bostjan Nachbar** (plantar fasciitis, left foot) on the injured list.
Dec. 15 Activated **Tyronn Lue**. Placed **Reece Gaines** (left ankle tendinitis) on the injured list.
Dec. 22 Activated **Charlie Ward**. Placed **Andre Barrett** (left patellar tendinitis) on the injured list. Activated **Bostjan Nachbar**. Placed **Ryan Bowen** (left hip contusion) on the injured list.
Dec. 23 Acquired **Jon Barry** from the Atlanta Hawks in exchange for **Tyronn Lue**.
Dec. 26 Activated **Reece Gaines**. Placed **Charlie Ward** (right knee contusion) on the injured list.
Dec. 27 Acquired **David Wesley** from the New Orleans Hornets in exchange for **Jim Jackson** and **Bostjan Nachbar**.

2005

Jan. 2 Activated **Andre Barrett** and **Ryan Bowen**. Placed **Clarence Weatherspoon** (right calf strain) on the injured list.
Jan. 16 Placed **Reece Gaines** (left ankle tendinitis) on the injured list. Signed **Brandin Knight** to 10-day contract.
Jan. 18 Activated **Clarence Weatherspoon**. Placed **Maurice Taylor** (flu) on the injured list.
Jan. 19 Signed **Rod Strickland**. Released **Brandin Knight**.
Feb. 24 Waived **Rod Strickland**.
Feb. 24 Placed **Bob Sura** (inflammation of scar tissue surrounding the vertebrae) and **Andre Barrett** (left ankle sprain) on the injured list.
Feb. 24 Acquired **Mike James** and **Zendon Hamilton** from the Milwaukee Bucks in exchange for **Reece Gaines** and two future second-round draft picks.
Feb. 24 Acquired **Vin Baker** and **Martyn "Moochie" Norris** from the New York Knicks in exchange for **Maurice Taylor**.
Feb. 24 Waived **Zendon Hamilton**.
Mar. 11 Activated **Bob Sura**. Placed **"Moochie" Norris** (left foot plantar fasciitis) on the injured list.
Mar. 19 Waived **Andre Barrett**. Signed **Torraye Braggs**.
Mar. 19 Placed **Juwan Howard** (right knee sprain) on the injured list.
June 28 Selected **Luther Head** with the 24th overall pick of the 2005 NBA Draft.

July 1 Signed **Luther Head**.
Aug. 2 Signed free agent **Stromile Swift**.
Aug. 5 Re-signed free agent **Ryan Bowen**.
Aug. 11 Re-signed free agent **Jon Barry**.
Aug. 15 Designated **Clarence Weatherspoon** for the amnesty (waiver) provision under NBA's new collective bargaining agreement. The provision allowed a team to remove a player's contract amount from the team's salary cap for purposes of calculating the luxury tax.
Aug. 23 Signed free agent **Derek Anderson**.
Aug. 26 Re-signed free agent **Dikembe Mutombo**.
Sept. 1 Signed **Yao Ming** to a multi-year contract extension.
Sept. 8 Signed free agent forward **Lonny Baxter**.
Sept. 29 **Bob Sura** underwent a successful arthroscopic procedure to remove loose particles in his right knee.
Oct. 3 Signed free agents **Dion Glover**, **Chuck Hayes** and **Keith Langford**.
Oct. 4 Acquired **Rafer Alston** from the Toronto Raptors in exchange for **Mike James**.
Oct. 7 Waived forward **Vin Baker**.
Oct. 12 Waived **Charlie Ward**.
Oct. 25 Waived **Chuck Hayes** and **Keith Langford**.
Oct. 28 Hired **Charlie Ward** as Assistant Coach/Player Development.
Nov. 22 **Bob Sura** underwent surgery to repair a ruptured disc in his back. Announced **Dion Glover** underwent knee surgery to repair a bony defect in his right knee.
Dec. 5 Waived **Dion Glover**.
Dec. 10 Signed **Stephen Graham**.
Dec. 19 **Yao Ming** underwent successful surgery to clean out an infection in his left big toe for a condition known as osteomyelitis, which is a common inflammation of the bone caused by bacteria.
Dec. 29 Signed free agent **Josh Davis** and waived **Stephen Graham**. After receiving a special exception from the NBA due to injuries, team signed **John Lucas III**.

2006

Jan. 4 Waived **Josh Davis** and **John Lucas III**.
Jan. 8 Re-signed **John Lucas III** to 10-day contract.
Jan. 18 Signed **John Lucas III** to a second 10-day contract. After receiving another special exception from the NBA due to injuries, the Rockets also re-signed **Chuck Hayes** to 10-day contract.
Jan. 28 Signed **Chuck Hayes** for the remainder of the season. In addition, Houston's second 10-day contract for **John Lucas III** expired.
Feb. 9 Acquired **Keith Bogans** from the Charlotte Bobcats in exchange for **Lonny Baxter**.
Feb. 13 Acquired **Maciej Lampe** from the New Orleans/Oklahoma City Hornets in exchange for **"Moochie" Norris**.
Feb. 23 Acquired **Gerald Fitch** from the Miami Heat in exchange for **Derek Anderson**.
Mar. 1 Waived **Jon Barry**.
Mar. 2 Claimed **Rick Brunson** off waivers from the Seattle SuperSonics.
Mar. 13 Waived **Gerald Fitch**.
Mar. 20 Claimed **Richie Frahm** off waivers from the Minnesota Timberwolves.
Apr. 3 Named **Daryl Morey** as the team's Assistant General Manager, and will assume the General Manager position after the 2006-07 season.
Apr. 14 **Yao Ming** underwent successful surgery to repair a clean break of the fifth metatarsal bone in his left foot.

- Apr. 28** Agreed to a multi-year contract extension with Rockets Vice President of Basketball Operations/Player Personnel **Dennis Lindsey**.
- May 30** Announced that Rockets President & CEO **George Postolos** would resign effective June 30 to found The Postolos Group, a merchant firm focused on investment opportunities in the sports and entertainment field.
- June 13** Picked up the option on the contract of **Chuck Hayes**.
- June 28** Selected Connecticut forward **Rudy Gay** with the eighth overall selection in the 2006 NBA Draft. Added Marquette forward **Steve Novak** in the second round with the 32nd overall pick, which was previously acquired from the New York Knicks. Acquired the draft rights to forward **Lior Eliyahu** from the Orlando Magic for cash considerations. The Magic selected Eliyahu with 44th overall selection, which was a pick acquired by Orlando from the Milwaukee Bucks.
- July 12** Acquired **Shane Battier** from the Memphis Grizzlies in exchange for **Stromile Swift** and the draft rights to **Rudy Gay**.
- July 14** Acquired **Kirk Snyder** from the New Orleans/Oklahoma City Hornets in exchange for cash and future draft considerations.
- July 19** Signed Greek guard **Vassilis Spanoulis** to a multi-year contract.
- July 26** Signed second-round draft pick **Steve Novak** to a multi-year contract.
- July 28** Signed free agent **John Lucas III** to a multi-year contract.
- Aug. 4** Signed free agent **Kelenna Azubuike**.
- Aug. 30** Assistant Coach **Patrick Ewing** announced his resignation from the team's coaching staff, citing a desire to spend more time with his family as a primary reason for his decision.
- Sept. 5** Added free agents **Casey Jacobsen** and **Matt Haryasz**.
- Oct. 2** Signed free agents **Scott Padgett** and **Bonzi Wells**.
- Oct. 9** **Yao Ming** had the nail removed from his left big toe.
- Oct. 19** Released **Matt Haryasz**.
- Oct. 24** Waived **Kelenna Azubuike**.
- Oct. 27** Waived **Ryan Bowen** and **Casey Jacobsen**.
- Oct. 28** Picked up the options on the contracts of **Luther Head** and **Kirk Snyder**.
- Oct. 30** Houston Rockets Owner **Leslie Alexander** named **Tad Brown** as CEO of the Houston Rockets and Clutch City Sports & Entertainment.
- Nov. 21** **Kirk Snyder** underwent a successful surgical procedure to repair a spiral fracture of the second metacarpal bone in his right hand.
- 2007**
- Feb. 13** Acquired **Jake Tsakalidis** from the Memphis Grizzlies in exchange for **Scott Padgett**.
- Apr. 16** **Carroll Dawson** was honored by Owner **Leslie Alexander** with "Carroll Dawson Tribute Night," where a banner bearing his name was hung from the rafters of Toyota Center in honor of Dawson's 27 seasons with the Rockets organization as General Manager and as an assistant coach.
- May 10** Owner **Leslie Alexander** announced that **Daryl Morey** officially assumed his role as General Manager of the franchise. Morey took over the position from retiring General Manager **Carroll Dawson**, who remained with the Rockets as a Senior Consultant.
- May 18** Announced that the Rockets and Head Coach **Jeff Van Gundy** had decided to part ways.
- May 23** Owner **Leslie Alexander** named **Rick Adelman** as the 11th head coach in team history.
- June 14** Acquired **Mike James** and **Justin Reed** from the Minnesota Timberwolves in exchange for **Juwan Howard**.
- June 19** Announced the hiring of **Elston Turner**, **Jack Sikma**, **T.R. Dunn** and **R.J. Adelman** as assistant coaches.
- June 25** Announced **Bonzi Wells** elected to opt in to the final year of his current contract. In addition, Rockets announced the signing of radio play-by-play man **Gene Peterson** and analyst **Jim Foley** to contract extensions through the 2007-08 season, which signified the final year for each as a member of the Rockets broadcast team. Peterson marks his 33rd season as the "Voice of the Rockets" while Foley enters his 36th year with the franchise.
- June 28** Selected Oregon guard **Aaron Brooks** in the first round (26th overall) of the 2007 NBA Draft. Houston then sent a future second-round selection and cash considerations to Seattle for the draft rights to Purdue forward **Carl Landry**, who was chosen by the SuperSonics in the second round (31st overall) with a pick previously acquired from the Memphis Grizzlies. The Rockets also acquired a second-round selection (54th overall) from the Orlando Magic for cash considerations, which Houston used to draft Australian guard **Brad Newley**. The pick was originally obtained by the Magic from the Cleveland Cavaliers.
- July 7** Signed first-round draft pick **Aaron Brooks** to a multi-year contract.
- July 12** Obtained the draft rights to Argentinean forward **Luis Scola** along with **Jackie Butler** from San Antonio in exchange for **Vassilis Spanoulis**, a second-round pick in the 2009 NBA Draft and other considerations going to the Spurs.
- July 13** Signed free agent **Mike Harris** to a non-guaranteed contract.
- July 17** Signed **Luis Scola** to a contract.
- July 20** Announced the signing of free agent **Steve Francis**.
- July 23** **Keith Garnett** announced as Rehabilitation & Performance Coordinator/Assistant Athletic Trainer.
- July 24** Officially announced the promotion of **Anthony Nila** to equipment manager.
- Aug. 3** Re-signed restricted free agent forward **Chuck Hayes**.
- Aug. 8** Announced the promotions of **Dean Cooper** to Vice President of Player Personnel and **Gersson Rosas** to Director of Scouting. In addition to the promotions, the Rockets named **Phil Jabour** as Personnel Video Coordinator.
- Sept. 5** Promoted **Keith Jones** to Senior Vice President of Basketball Operations/Athletic Trainer.
- Sept. 25** Announced the promotion of **Sam Hinkie** to Vice President of Basketball Operations.
- Oct. 1** Re-signed free agent **Dikembe Mutombo** and signed **Carl Landry**. Rockets also announced the hiring of **Kenny Atkinson** as Director of Player Development and the addition of **Pat Zippel** as an advance scout.
- Oct. 22** Waived **Mike Harris**.
- Oct. 29** Waived **Jackie Butler**, **John Lucas**, **Justin Reed** and **Bob Sura**.
- Oct. 31** Picked up the option on the contract of **Luther Head**.

2008

- Feb. 21** Acquired **Bobby Jackson** and **Adam Haluska** from New Orleans, as well as a second-round draft pick in the 2008 NBA Draft as part of a three-team trade between the Rockets, Hornets and Memphis Grizzlies. The trade had the Rockets sending **Mike James** and **Bonzi Wells** to the Hornets. To complete the deal, **Marcus Vinicius** was sent from New Orleans to Memphis, with the Rockets then acquiring the draft rights to **Sergei Lishouk** from the Grizzlies in exchange for the draft rights to **Malik Badiane**, who was Houston's second-round pick in the 2003 NBA Draft. The Rockets also acquired **Gerald Green** from the Minnesota Timberwolves in exchange for **Kirk Snyder**, Houston's 2010 second-round NBA Draft pick and cash considerations.
- Feb. 26** Signed **Bobby Jones** to a 10-day contract and waived **Adam Haluska**. **Steve Francis** also underwent successful surgery to repair a torn quadricep tendon in his right knee.
- Mar. 3** **Yao Ming** underwent successful surgery to repair a stress fracture in the tarsal navicular bone in his left foot.
- Mar. 7** Signed **Justin Williams** to a 10-day contract following the expiration of a 10-day contract for **Bobby Jones**.
- Mar. 8** Signed **Mike Harris** to a 10-day contract and waived **Gerald Green**.
- Mar. 17** The 10-day contract for **Justin Williams** expired with the Rockets.
- Mar. 18** Signed **Mike Harris** to a second 10-day contract.
- Mar. 21** Signed **Loren Woods** to a 10-day contract.
- Mar. 29** Signed **Mike Harris** for the remainder of the season.
- Apr. 1** Rockets signed **Loren Woods** to a second 10-day contract.
- Apr. 11** Rockets Owner **Leslie Alexander** honored **Hakeem "The Dream" Olajuwon** for his many contributions to the Rockets organization with the unveiling of a commissioned bronze sculpture in front of Toyota Center. The Rockets also signed **Loren Woods** for the remainder of the season.
- May 6** **Tracy McGrady** underwent a pair of arthroscopic surgical procedures in order to clean out loose bodies in the joints of his left knee and left shoulder.
- May 7** **Steve Francis** elected to pick up the player option on the final year of his current contract.
- May 9** **Rafer Alston** underwent successful surgery to repair ligament and tendon damage in his right ankle. **Shane Battier** also underwent successful arthroscopic surgery in order to remove bone spurs in his left ankle.
- June 26** In the 2008 NBA Draft, Houston traded the draft rights to **Nicolas Batum** (25th overall pick) to the Portland Trail Blazers for the draft rights to **Darrell Arthur** (27th overall pick) and **Joey Dorsey** (33rd overall pick). The Rockets then sent the draft rights for Arthur to the Grizzlies for the draft rights to **Donté Greene** (28th overall pick) and Memphis' 2009 second-round pick. Houston took **Maarty Leunen** (54th overall pick) with its own selection in the second round.
- June 29** Extended qualifying offer to restricted free agent **Carl Landry**.
- June 30** Picked up the option on the contract of **Steve Novak**.
- July 10** Signed free agent **Brent Barry** to a two-year contract.
- July 14** Signed rookie **Donté Greene** to a multi-year deal.
- Aug. 6** Traded **Steve Novak** to the L.A. Clippers for future draft considerations.
- Aug. 13** Waived **Loren Woods**.
- Aug. 14** Acquired **Ron Artest**, **Patrick Ewing Jr.** and **Sean Singletary** from the Sacramento Kings in exchange for **Bobby Jackson**, **Donté Greene**, Houston's 2009 first-round draft pick and other considerations.
- Aug. 21** Hired **Brett Gunning** as Director of Player Development.
- Aug. 25** Acquired **D.J. Strawberry** from the Phoenix Suns in exchange for **Sean Singletary**.
- Aug. 28** **Chuck Hayes** underwent successful surgery to repair a broken nose sustained during a workout.
- Aug. 29** Acquired draft rights to **Frederic Weis** from the New York Knicks in exchange for **Patrick Ewing Jr.**
- Sept. 3** Announced the promotion of **Gersson Rosas** to Director of Player Personnel and the hiring of **Arturas Karnisovas** as Director of Global Scouting & International Affairs.
- Sept. 10** Announced hirings of **Gerald Madkins** as Director of Scouting and **Shawn Respert** as Director of Player Programs.
- Sept. 29** Officially matched the offer sheet to **Carl Landry** from the Charlotte Bobcats and came to terms on a contract with **Joey Dorsey**. Team also signed **Marcus Campbell** and **Von Wafer**.
- Oct. 5** Waived **Marcus Campbell**.
- Oct. 23** Waived **Mike Harris**.
- Oct. 24** Waived **D.J. Strawberry**.
- Oct. 30** Picked up the option on the contract of **Aaron Brooks**.
- Dec. 16** **Leslie Alexander** and the Rockets family honored **Gene Peterson** and **Jim Foley** with a private pre-game reception and a special tribute ceremony at halftime of the Rockets-Nuggets game, which included naming Toyota Center's Media Center after the long-time broadcast duo. Peterson and Foley stepped aside from the microphones at the end of the 2007-08 season following an amazing 21 years together on the Rockets Radio Network.
- Dec. 24** Acquired a conditional second-round pick in 2011 from the Memphis Grizzlies in exchange for **Steve Francis**, a 2009 second-round pick and cash considerations. The second-round pick going back to Memphis was originally acquired by the Rockets from the Grizzlies on 2008 NBA Draft night (6/26/08).
- Dec. 31** Re-signed unrestricted free agent **Dikembe Mutombo**.

2009

- Feb. 19** Acquired **Kyle Lowry** from Memphis and **Brian Cook** from Orlando as part of a three-team trade. The deal had the Rockets sending **Rafer Alston** to the Magic, while the Grizzlies received a first-round draft selection from Orlando in the 2009 NBA Draft along with **Adonal Foyle** and **Mike Wilks**.
- Feb. 24** **Tracy McGrady** underwent season-ending microfracture surgery on his left knee.
- Feb. 28** Waived **Luther Head**.
- Mar. 3** Signed **James White** to a 10-day contract.
- Mar. 13** Signed **James White** to a second 10-day contract.
- Mar. 23** Signed **James White** to a multi-year contract.
- Apr. 27** **Dikembe Mutombo** underwent successful surgery to repair a ruptured quadricep tendon in his left knee.

May 21 Picked up the option on the contracts for assistant coaches **Elston Turner**, **Jack Sikma**, **T.R. Dunn** and **R.J. Adelman**.

June 22 **Brian Cook** exercised player option on his contract for 2009-10.

June 25 Obtained the draft rights to three second-round picks in the 2009 NBA Draft, acquiring the rights to Central Florida guard **Jermaine Taylor** (32nd overall) from the Washington Wizards and Spanish guard **Sergio Llull** (34th overall) from the Denver Nuggets each in exchange for cash considerations. Also acquired the rights to Arizona forward **Chase Budinger** (44th overall) from the Detroit Pistons for a future second-round pick and cash considerations.

June 29 Became the first NBA team to enter into a single-affiliation partnership with their NBA D-League affiliate. Under terms of the agreement, the Rockets assumed responsibility of the Rio Grande Valley Vipers basketball operations while the local ownership group continued overseeing the team's business operations.

July 8 Signed free agent **Trevor Ariza** using the Disabled Player Exception granted by the NBA for **Yao Ming**.

July 10 Announced the hiring of **Darryl Eto** to the newly created position of Director of Strength & Conditioning.

July 14 Acquired the rights to **David Andersen** from the Atlanta Hawks in exchange for cash and future considerations.

July 21 **Yao Ming** underwent successful surgery to repair the broken bone in his left foot.

Aug. 5 Signed **Jermaine Taylor** to a multi-year contract.

Aug. 12 Came to terms on a multi-year deal with **David Andersen**.

Aug. 13 Signed **Chase Budinger** to a multi-year contract.

Sept. 3 Inked free agent **Pops Mensah-Bonsu**.

Sept. 17 Announced the promotion of **Gersson Rosas** to Vice President of Player Personnel.

Sept. 22 Traded **James White** to the Denver Nuggets in exchange for the draft rights to **Axel Hervelle**. Also signed free agent guards **Will Conroy** and **Garrett Temple**.

Sept. 25 Owner **Leslie Alexander** announced the re-signing of **Daryl Morey** as the team's General Manager and Managing Director of Basketball Operations.

Sept. 30 Signed **Romel Beck**.

Oct. 7 Announced Vice President of Player Personnel **Gersson Rosas** has also been named General Manager of the team's NBA Development League affiliate the Rio Grande Valley Vipers.

Oct. 21 Waived **Romel Beck** and **Garrett Temple**.

Oct. 22 Released **Will Conroy**.

Oct. 23 Waived **Brent Barry**.

Oct. 30 Picked up the option on the contract of **Aaron Brooks**.

Nov. 13 Waived **Pops Mensah-Bonsu**.

Dec. 23 Signed **Mike Harris** as a Call-Up from the D-League Rio Grande Valley Vipers.

2010

Jan. 6 Waived **Mike Harris**.

Jan. 28 Signed **Will Conroy** from the Vipers to a 10-day contract.

Feb. 8 Signed **Garrett Temple** from Rio Grande Valley to a 10-day contract.

Feb. 18 Acquired **Kevin Martin** and **Hilton Armstrong** from the Sacramento Kings, as well as **Jordan Hill**, **Jared Jeffries** and draft

considerations from the New York Knicks as part of a three-team, nine-player trade. The Rockets traded **Tracy McGrady** to New York, while sending **Carl Landry**, **Joey Dorsey** and cash considerations to Sacramento. The 10-day contract for **Garrett Temple** expired.

Feb. 20 Waived **Brian Cook** and signed **Garrett Temple** to a second 10-day contract.

Mar. 2 The 10-day contract for **Garrett Temple** expired. Signed **Will Conroy** to a second 10-day contract.

Mar. 11 The second 10-day contract for **Will Conroy** expired.

Mar. 22 Promoted **Sam Hinkie** to Executive Vice President of Basketball Operations.

Mar. 24 Recalled **Jermaine Taylor** from Rio Grande Valley. Signed **Mike Harris** from the Vipers for the remainder of the season.

Apr. 9 Waived **Hilton Armstrong** and signed **Alexander Johnson** of the D-League's Sioux Falls Skyforce for the remainder of the season.

June 24 Selected Kentucky forward **Patrick Patterson** in the first round (14th overall) of the 2010 NBA Draft.

June 29 **Yao Ming** announced that he has elected to forgo the early termination option on his contract.

June 30 Extended qualifying offers to **Kyle Lowry** and **Luis Scola**. Exercised a team option to extend the contract of **Chuck Hayes** to include the 2010-11 season.

July 14 Signed **Patrick Patterson** to a multi-year deal.

July 20 Inked free agent **Brad Miller** to a multi-year contract.

July 21 Signed restricted free agent **Luis Scola** to a multi-year deal and officially matched the offer sheet that restricted free agent **Kyle Lowry** signed with the Cleveland Cavaliers on July 14.

July 28 Traded **David Andersen** to the Toronto Raptors along with cash considerations in exchange for a future second-round pick.

Aug. 11 Acquired **Courtney Lee** from the New Jersey Nets in a four-team, five-player trade that sent **Trevor Ariza** to the New Orleans Hornets.

Aug. 23 Signed free agent **Ishmael Smith**.

Aug. 25 Announced the naming of **Jason Biles** to the position of Director of Performance Rehabilitation/Associate Athletic Trainer.

Sept. 22 Signed **Antonio Anderson** and **Jordan Egseder**.

Sept. 25 Added **Patrick Sullivan** to training camp roster.

Oct. 7 Waived **Jordan Egseder** and **Patrick Sullivan**.

Oct. 12 Signed **Jerel McNeal** to preseason roster.

Oct. 18 Waived **Antonio Anderson**, **Mike Harris**, **Alexander Johnson** and **Jerel McNeal**.

Oct. 29 Picked up the second-year option on the contract of **Jordan Hill** and the third-year option on **Courtney Lee**.

Dec. 15 Acquired **Terrence Williams** from the New Jersey Nets in exchange for a lottery protected 2012 first-round pick, which was part of a deal involving the Rockets, Nets and L.A. Lakers. As part of the three-team trade, the Rockets also sent the Lakers the draft rights to **Sergei Lishouk**. In a separate trade, the team sent **Jermaine Taylor** and cash considerations to the Sacramento Kings for a conditional second-round draft pick.

Dates & Deals

2011

- Jan. 6** Yao Ming underwent a successful surgical procedure to repair a stress fracture of the medial malleolus in his left ankle.
- Jan. 17** Assigned **Ishmael Smith** to the Rio Grande Valley Vipers.
- Jan. 24** Recalled **Ishmael Smith** from the Vipers.
- Feb. 1** Re-assigned **Ishmael Smith** to the Vipers.
- Feb. 7** Recalled **Ishmael Smith** from the Vipers.
- Feb. 24** Acquired **Hasheem Thabeet, DeMarre Carroll** and a future first-round draft pick from the Memphis Grizzlies in exchange for **Shane Battier** and **Ishmael Smith**. Houston also acquired **Goran Dragic** and draft considerations from the Phoenix Suns for **Aaron Brooks**.
- Feb. 25** Waived **Jared Jeffries**.
- Mar. 15** **Terrence Williams** underwent a minor surgical procedure to alleviate discomfort related to a lower abdominal distress.
- Mar. 21** Assigned **Hasheem Thabeet** to the Vipers.
- Mar. 23** Signed **Mike Harris** to a 10-day contract.
- Apr. 2** Inked **Mike Harris** to a second 10-day contract.
- Apr. 11** Signed **Marcus Cousin** to a multi-year contract. Recalled **Hasheem Thabeet** from the Vipers and waived **DeMarre Carroll**.
- Apr. 13** Signed **Marqus Blakely** to a multi-year contract and the second 10-day contract for **Mike Harris** expired.
- Apr. 15** **Luis Scola** underwent a successful arthroscopic procedure to remove loose bodies in his left knee.
- Apr. 18** Rockets and Head Coach **Rick Adelman** mutually agreed to part ways.
- June 1** Named **Kevin McHale** as the 12th head coach in team history.
- June 23** Selected Kansas forward **Marcus Morris** with the 14th overall pick in the 2011 NBA Draft. Acquired from Minnesota the contract of **Jonny Flynn**, the draft rights to Lithuanian forward **Donatas Motiejunas** (20th overall pick) and the Timberwolves 2012 second-round selection in exchange for the contract of **Brad Miller**, the rights to Montenegro forward **Nikola Mirotic** (23rd overall pick), a future first-round pick and cash considerations. Selected Florida forward **Chandler Parsons** with the 38th overall pick in the 2011 NBA Draft.
- June 28** Picked up the team option on the contract of **Goran Dragic**.
- July 15** Hired **Kelvin Sampson** as lead assistant coach, as well as **John-Blair "J.B." Bickerstaff, Chris Finch** and **Brett Gunning** as assistant coaches.
- July 20** Yao Ming announced that he has retired from the NBA.
- July 29** Added **Greg Buckner** as a player development coach.
- Dec. 11** Invited **Casey Mitchell** to the team's 2011 training camp.
- Dec. 12** Signed first-round draft pick **Marcus Morris**. Rockets also announced that they claimed **Jeremy Lin** off waivers from the Golden State Warriors. In addition, inked training camp invitee **Ibrahim Jaaber**.
- Dec. 13** Signed training camp invitees **Omar Samhan, Damian Saunders** and **Greg Smith**. Waived guard **Casey Mitchell**.
- Dec. 15** Waived **Damian Saunders**.
- Dec. 17** Signed second-round draft pick **Chandler Parsons**.
- Dec. 19** Waived **Ibrahim Jaaber** and **Omar Samhan**.
- Dec. 21** Signed free agent **Jeff Adrien**.
- Dec. 22** Waived **Greg Smith**.

- Dec. 24** Waived **Marqus Blakely, Marcus Cousin** and **Jeremy Lin**. Rockets also renounced the rights to **Frederic Weis**.
- Dec. 26** Signed unrestricted free agent **Samuel Dalembert**.

2012

- Feb. 7** Waived **Jeff Adrien**.
- Feb. 8** Signed **Greg Smith** from Rio Grande Valley.
- Mar. 15** Acquired **Marcus Camby** from the Portland Trail Blazers in exchange for **Jonny Flynn, Hasheem Thabeet** and a 2012 second-round pick (via Minnesota). In a separate deal, the Rockets acquired **Derek Fisher** and a 2012 first-round pick from the L.A. Lakers (via Dallas) in exchange for **Jordan Hill**.
- Mar. 16** Waived **Terrence Williams**.
- Mar. 17** Signed **Courtney Fortson** of the D-League's L.A. D-Fenders to a 10-day contract.
- Mar. 19** Waived **Derek Fisher**.
- Mar. 21** Re-assigned **Greg Smith** back to Rio Grande Valley.
- Mar. 26** Signed **Earl Boykins** to a 10-day contract.
- Mar. 27** Signed **Malcolm Thomas** of the D-League's L.A. D-Fenders to a 10-day contract. Rockets also inked **Courtney Fortson** for the remainder of the season.
- Apr. 5** Inked **Earl Boykins** to a second 10-day contract.
- Apr. 6** The 10-day contract for **Malcolm Thomas** expired.
- Apr. 12** Signed **Diamon Simpson**.
- Apr. 15** Signed **Earl Boykins** for the remainder of the season.
- May 1** **Kyle Lowry** underwent successful surgery to correct a sports hernia.
- June 26** Acquired the 18th overall pick in the 2012 NBA Draft from the Minnesota Timberwolves in exchange for **Chase Budinger** and the draft rights to **Lior Elyahu**. The 18th selection was a pick originally acquired by Minnesota from the Utah Jazz.
- June 27** Traded up to the 12th overall pick in the 2012 NBA Draft while acquiring **Jon Brockman, Jon Leuer** and **Shaun Livingston** from the Milwaukee Bucks in exchange for **Samuel Dalembert**, the 14th overall pick in the 2012 NBA Draft, a future second-round pick and cash considerations.
- June 28** Selected Connecticut guard/forward **Jeremy Lamb** (12th overall), Iowa State forward **Royce White** (16th overall) and Kentucky forward **Terrence Jones** (18th overall) in the 2012 NBA Draft.
- June 29** Acquired the draft rights to Turkish forward **Furkan Aldemir** (53rd overall) from the L.A. Clippers as part of a four-team trade involving the Clippers, the Dallas Mavericks and the Utah Jazz.
- July 6** Signed **Donatas Motiejunas** to a multi-year contract.
- July 11** Acquired a future lottery pick and **Gary Forbes** from the Toronto Raptors in exchange for **Kyle Lowry**. The Rockets then agreed to a sign-and-trade with **Marcus Camby**, which sent him to the New York Knicks in exchange for **Toney Douglas, Josh Harrellson, Jerome Jordan**, second-round draft picks in 2014 and 2015, as well as cash considerations.
- July 13** Waived **Luis Scola** and designated him as the team's amnesty player under the new CBA.

July 14 Inked New York Knicks restricted free agent **Jeremy Lin** to an offer sheet.

July 17 Announced the signing of **Jeremy Lin** after New York chose not to match Houston's offer sheet.

July 18 Waived **Jerome Jordan** and **Jon Leuer**.

July 20 Agreed to a sign-and-trade with **Courtney Lee**, which sent him to the Boston Celtics as part of a three-team trade. The Rockets received from Boston a Charlotte Bobcats second-round draft pick in the 2013 NBA Draft, **JaJuan Johnson**, **E'Twaun Moore** and **Sean Williams**. The pick was previously acquired by Boston via the Oklahoma City Thunder. Houston also acquired the rights to **Jon Diebler** from the Portland Trail Blazers. Houston subsequently waived **E'Twaun Moore**.

July 21 Signed Chicago Bulls restricted free agent **Omer Asik** to an offer sheet.

July 24 Added **Omer Asik** after the Chicago Bulls chose not to match Houston's offer sheet.

July 26 Announced the signing of 2012 first-round picks **Jeremy Lamb**, **Royce White** and **Terrence Jones**.

Aug. 15 Waived **Josh Harrellson**.

Aug. 20 Signed unrestricted free agent **Carlos Delfino** from the Milwaukee Bucks.

Aug. 27 Waived **Sean Williams**.

Sept. 5 Waived **Diamon Simpson**.

Sept. 6 Promoted Gersson Rosas to the title of Executive VP of Basketball Operations.

Sept. 7 Signed rookie free agent **Scott Machado**.

Sept. 20 Waive **Courtney Fortson**.

Sept. 24 Signed rookie free agents **Kyle Fogg** and **Demetri McCamey**.

Sept. 25 Announced the hiring of **Dean Cooper** as assistant coach, **Jesse Mermuys** as assistant coach/Director of Player Development, **Gianluca Pascucci** as Director of Player Personnel/RGV Assistant GM, and **Jason Staudt** as NBA advance scout. In addition, the Rockets promoted **Jim Paulis** to personnel scout/RGV Director of Scouting.

Oct. 12 Waive **Kyle Fogg** and **Demetri McCamey**.

Oct. 27 Acquired **James Harden**, **Cole Aldrich**, **Daquan Cook** and **Lazar Hayward** from the Oklahoma City Thunder in exchange for **Kevin Martin**, **Jeremy Lamb** and three future draft selections.

Oct. 29 Waived **Jon Brockman**, **Gary Forbes**, **Lazar Hayward**, **JaJuan Johnson** and **Shaun Livingston**.

Oct. 31 Signed **James Harden** to a multi-year contract extension and picked up the 2013-14 options of **Marcus Morris** and **Patrick Patterson**.

2013

Jan. 2 Waived **Daquan Cook** and signed free agent **James Anderson**.

Jan. 6 Suspended **Royce White** for refusing to provide services as required by his Uniform Player Contract.

Jan. 7 Waived **Scott Machado** and signed free agent **Patrick Beverley**.

Jan. 26 Re-instated **Royce White**.

Feb. 20 Acquired **Thomas Robinson**, **Francisco Garcia** and **Tyler Honeycutt** from the Sacramento Kings in exchange for **Patrick Patterson**, **Toney Douglas** and **Cole Aldrich**.

Feb. 21 Acquired Phoenix's 2013 second-round draft pick for **Marcus Morris**.

Feb. 25 Signed **Tim Ohlbrecht** from the Vipers to a multi-year deal.

Mar. 5 Waived **Tyler Honeycutt**. Signed free agent **Aaron Brooks**.

June 27 Selected **Isaiah Canaan** with the 34th overall pick in the 2013 NBA Draft.

June 30 Declined the option on the contract of **Francisco Garcia** and waived **Aaron Brooks** and **Carlos Delfino**.

July 10 Acquired the draft rights to **Kostas Papanikolaou** and **Marko Todorovic**, as well as two future second-round draft picks from the Portland Trail Blazers in exchange for **Thomas Robinson**.

July 13 Traded **Royce White**, the draft rights to **Furkan Aldemir** and cash considerations to the Philadelphia 76ers for future draft considerations. Rockets also waived **James Anderson** and **Tim Ohlbrecht**.

July 13 Signed free agent **Dwight Howard**.

July 14 Inked rookies **Isaiah Canaan**, **Robert Covington** and **B.J. Young**.

July 16 Signed unrestricted free agent **Omri Casspi**.

July 19 Re-signed **Aaron Brooks** and added **Reggie Williams**.

July 29 Signed unrestricted free agent **Marcus Camby**.

Aug. 2 Re-signed unrestricted free agent **Francisco Garcia** and announced the signing of **Jordan Henriquez**.

Aug. 28 Added free agent **Ronnie Brewer**.

Oct. 4 Released **Jordan Henriquez**.

Oct. 17 Signed rookie free agent **Troy Daniels**.

Oct. 26 Waived **Troy Daniels**.

Oct. 27 Released **Marcus Camby**.

Oct. 28 Waived **Reggie Williams**.

Dec. 26 Re-hired **Gersson Rosas** to co-lead Houston's Scouting & Player Personnel Department along with Gianluca Pascucci.

2014

Feb. 20 Acquired **Jordan Hamilton** in a trade with the Denver Nuggets in exchange for **Aaron Brooks**.

Feb. 21 Waived **Ronnie Brewer** and re-signed **Troy Daniels** from Rio Grande Valley.

Apr. 10 Signed **Dexter Pittman** and waived **Greg Smith**.

Apr. 14 Waived **Dexter Pittman**.

Apr. 16 Signed **Josh Powell**.

Jun. 26 Selected **Clint Capela** (25th overall) and **Nick Johnson** (42nd overall) in the 2014 NBA Draft. Acquired draft rights to **Alessandro Gentile** from Minnesota.

Jun. 30 Tendered Qualifying Offers to **Troy Daniels** and **Chandler Parsons**.

Jul. 13 Acquired draft rights to **Sergei Lishouk** from LA Lakers in exchange for **Jeremy Lin**.

Jul. 14 Acquired **Trevor Ariza** from Washington in a sign-and-trade.

Jul. 15 Acquired **Scotty Hopson** and **Alonzo Gee** from New Orleans in exchange for **Omer Asik** and **Omri Casspi**.

Jul. 17 Signed **Jeff Adrien** as a free agent.

Jul. 18 Signed **Joey Dorsey** and **Ish Smith**.

Jul. 23 Signed draftee **Clint Capela**.

Jul. 25 Signed draftee **Nick Johnson**.

Aug. 21 Re-sign **Francisco Garcia**.

Aug. 27 Signed undrafted free agent **Tarik Black**.

Sep. 17 Acquired **Jason Terry** and 2nd round picks in exchange for **Alonzo Gee** and **Scotty Hopson**.

Sep. 23 Signed **Kostas Papanikolaou**.

Sep. 26 Signed **Akil Mitchell** as a free agent.

Oct. 23 Signed **Geron Johnson** and requested waivers on **Akil Mitchell**.

Oct. 24 Claimed **Earl Clark** off waivers and waived **Josh Powell**.

Dates & Deals

- Oct. 25 Signed **Akeem Richmond** and waived **Geron Johnson**.
- Oct. 27 Waived **Jeff Adrien**, **Earl Clark**, **Robert Covington**, **Akeem Richmond** and **Ish Smith**.
- Dec. 19 Acquire **Corey Brewer** and **Alexey Shved** in exchange for **Troy Daniels**, rights to **Serhiy Lishchuk**, and 2nd round picks in three team trade with Minnesota and Philadelphia; Waive **Francisco Garcia**.
- Dec. 24 Signed head coach **Kevin McHale** to contract extension
- Dec. 26 Signed free agent **Josh Smith**, waived **Tarik Black**.

2015

- Feb. 19 Acquire **K.J. McDaniels** from Philadelphia in exchange for **Isaiah Canaan** and 2nd round pick.
- Feb. 19 Acquire **Pablo Prigioni** from New York in exchange for **Alexey Shved** and multiple 2nd round picks.
- Jun. 25: Selected **Sam Dekker** (18th overall) and **Montrezl Harrell** (32nd overall) in the 2015 NBA Draft.
- Jul. 9: Re-signed **Patrick Beverley**.
- Jul. 14: Re-signed **Corey Brewer**.
- Jul. 20: Acquired **Ty Lawson** and a 2017 second round pick from Denver in exchange for **Joey Dorsey**, **Nick Johnson**, **Kostas Papanikolaou**, **Pablo Prigioni**, Houston's lottery-protected 2016 first-round pick and cash considerations.
- Jul. 21: Re-signed **K.J. McDaniels**.
- Jul. 25: Signed free agent **Marcus Thornton**.
- Aug. 24: Re-signed free agent **Jason Terry**.
- Sep. 21: Signed free agents **Will Cummings**, **Denzel Livingston**, **Joshua Smith** and **Chris Walker**.
- Sep. 28: Signed free agent **Jeremy Tyler**.
- Oct. 13: Claimed **Arsalan Kazemi** off waivers
- Oct. 23: Waived **Will Cummings**, **Denzel Livingston**, **Jeremy Tyler** and **Chris Walker**.
- Oct. 24: Waived **Arsalan Kazemi** and **Joshua Smith**.
- Nov. 1: Signed free agent **Chuck Hayes**.
- Nov. 8: Waived **Chuck Hayes**.
- Nov. 18: Relieved **Kevin McHale** of his head coaching duties and named **J.B. Bickerstaff** interim head coach and **Chris Finch** associate head coach.

2016

- Jan. 22: Acquired **Josh Smith** via trade from the L.A. Clippers for along with the rights to **Sergei Lishouk** and cash considerations in exchange for the rights to **Maarty Leunen**.
- Feb. 18: Filed three-way trade with Detroit and Philadelphia in which Rockets traded **Donatas Motiejunas** and **Marcus Thornton** to the Pistons and Denver's 2017 second round pick to the Sixers and received a protected 2016 first round pick from Detroit and the draft rights to **Chukwudiebere Maduabum** from Philly [Trade rescinded by Detroit on 2/22].
- Feb. 26: Waived guard **Marcus Thornton**.
- Mar. 2: Waived guard **Ty Lawson**.
- Mar. 4: Signed free agent **Michael Beasley**.
- Mar. 9: Signed free agent **Andrew Goudelock**.
- June 1: Named **Mike D'Antoni** head coach.
- Jun 23: Selected **Chinanu Onuaku** (37th overall) and **Zhou Qi** (43rd overall) in the 2016 NBA Draft.
- July 9: Waived **Andrew Goudelock**... Signed free agents **Ryan Anderson** and **Eric Gordon**... Signed **James Harden** to four-year contract extension.
- July 20: Signed free agent **Nene**... Signed rookie **Chinanu Onuaku**.
- July 29: Signed free agent **Pablo Prigioni**.
- Sep. 22: Acquired **Tyler Ennis** from Milwaukee in exchange for **Michael Beasley**.
- Sep. 23: Signed free agents **Bobby Brown**, **Gary Payton II**, **Isaiah Taylor** and **Kyle Wiljter**.
- Sep. 30: Signed free agent **P.J. Hairston**.
- Oct. 16: Waived **Isaiah Taylor**.
- Oct. 22: Signed **Le'Bryan Nash**.

- Oct. 24: Waived **P.J. Hairston**, **Le'Bryan Nash**, **Gary Payton II** and **Pablo Prigioni**.
- Dec. 5: Matched Brooklyn's offer sheet for restricted free agent **Donatas Motiejunas**... Waived **Bobby Brown**.
- Dec. 9: Withdrew offer sheet for restricted free agent **Donatas Motiejunas**.
- Dec. 15: Renounced rights to restricted free agent **Donatas Motiejunas**.

2017

- Feb. 23: Acquired **Lou Williams** from the L.A. Lakers in exchange for **Corey Brewer** and a first round pick... traded **K.J. McDaniels** to Brooklyn for cash considerations... traded **Tyler Ennis** and the rights to **Brad Newley** to the Lakers in exchange for **Marcelo Huertas**.
- Feb. 25: Waived **Marcelo Huertas**.
- Feb. 27: Signed **Isaiah Taylor**.
- Mar. 10: Signed **Troy Williams** to a 10-day contract.
- Mar. 20: Signed **Troy Williams** for remainder of season.
- June 21: Signed General Manager **Daryl Morey** to a four-year contract extension.
- June 22: Selected **Isaiah Hartenstein** with the 43rd overall pick in the 2017 NBA Draft... Traded the draft rights to **Dillon Brooks** (45th overall) to Memphis in exchange for a future second round pick.
- June 28: Acquired **Ryan Kelly** from Atlanta in exchange for cash considerations... Acquired **DeAndre Liggins** from Dallas exchange for cash considerations... Acquired **Darrun Hilliard** from Detroit in exchange for cash considerations... Acquired **Shawn Long** from Philadelphia in exchange for a future second round pick and cash considerations... Acquired **Tim Quarterman** from Portland in exchange for cash considerations... Acquired **Chris Paul** from the L.A. Clippers in exchange for **Patrick Beverley**, **Sam Dekker**, **Montrezl Harrell**, **Hilliard**, **Liggins**, **Lou Williams**, **Kyle Wiljter**, a future first round pick and cash considerations.
- July 6: Signed **P.J. Tucker** and **Zhou Qi**.
- July 7: Waived **Ryan Kelly**.
- July 8: Signed **James Harden** to a four-year contract extension... Signed rookie free agent **Cam Oliver**.
- July 17: Signed free agent **Tarik Black**.
- July 19: Signed free agent **Luc Mbah a Moute**.
- July 25: Re-signed free agent **Troy Williams**.
- July 30: Waived **Jarrod Uthoff**.
- Aug. 21: Signed **Demetrius Jackson** to a two-way contract.
- Sep. 22: Signed free agent **Chris Johnson**.
- Sep. 25: Re-signed free agent **Bobby Brown**.
- Sep. 26: Waived **Shawn Long**.
- Sep. 27: Signed free agent **George de Paula**.
- Oct. 6: **Tilman J. Fertitta** purchases franchise from **Leslie Alexander**.
- Oct. 13: Waived **George de Paula**, **Chris Johnson**, **Tim Quarterman**, and **Isaiah Taylor**... Signed **Danuel House, Jr.**
- Oct. 15: Waived **Danuel House, Jr.** and **Cam Oliver**.
- Oct. 24: Signed **Brianté Weber** to a two-way contract.
- Oct. 25: Signed free agent **Isaiah Canaan**.
- Oct. 28: Waived **Isaiah Canaan**.
- Dec. 28: Signed **Gerald Green**.

2018

- Jan. 5: Waived **Bobby Brown**.
- Jan. 6: Terminated **Demetrius Jackson**'s two-way contract and signed him to a 10-day contract.
- Jan. 14: Signed **R.J. Hunter** to a two-way contract.
- Jan. 15: Signed **Markel Brown** to a two-way contract and waived **Brianté Weber**.
- Feb. 9: Signed free agent **Bobby Brown**.
- Feb. 12: Signed free agent **Brandan Wright**; waived **Bobby Brown**.
- Feb. 14: Signed free agent **Joe Johnson**; waived **Troy Williams**.
- Mar. 23: Waived **Brandan Wright** and signed **Le'Bryan Nash** to a 10-day contract.
- Mar. 30: Released **Le'Bryan Nash** and signed **Tim Quarterman**.

Dates & Deals

- Apr. 11:** Waived **Tim Quarterman** and signed **Aaron Jackson**.
- June 21:** Selected **De'Anthony Melton** with the 46th overall pick in the 2018 NBA Draft... Acquired the rights to **Vincent Edwards**, the 52nd overall pick in the draft, from Utah in exchange for cash considerations.
- June 27:** Exercised the fourth-year option on **Mike D'Antoni's** contract.
- June 28:** Exercised the 2018-19 team option for **Aaron Jackson**.
- July 5:** Signed rookie free agent **Gary Clark** and rookie **Vincent Edwards**... Waived **Aaron Jackson**.
- July 6:** Signed free agent **Michael Carter-Williams**.
- July 8:** Re-signed **Chris Paul**.
- July 9:** Re-signed **Gerald Green**.
- July 13:** Signed free agent **James Ennis**.
- July 25:** Signed **Isaiah Hartenstein**.
- July 27:** Re-signed **Clint Capela**.
- Aug. 2:** Traded **Chinanu Oluaku** and cash considerations to Dallas in exchange for the rights to **Maarty Leunen**; the Mavericks also received the rights to swap a protected future second round pick with Houston.
- Aug. 10:** Signed **Rob Gray**.
- Aug 13:** Signed **Carmelo Anthony**.
- Aug. 18:** Waived **R.J. Hunter**.
- Aug. 20:** Signed **Bruno Caboclo**.
- Aug. 31:** Traded **Ryan Anderson** and **De'Anthony Melton** to Phoenix in exchange for **Marquese Chriss** and **Brandon Knight**.
- Oct. 8:** Waived **Rob Gray**.
- Oct. 9:** Signed **Brandon Sampson**.
- Oct. 10:** Signed **Angel Rodriguez**.
- Oct. 12:** Signed **Tim Bond**... Signed and waived **Alessandro Gentile**.
- Oct. 13:** Waived **Tim Bond**, **Bruno Caboclo**, **Angel Rodriguez**, and **Brandon Sampson**.
- Nov. 26:** Signed **Danuel House Jr.**
- Dec. 4:** Waived **Danuel House Jr.**
- Dec. 6:** Signed **Danuel House, Jr.** to a two-way contract and converted **Gary Clark's** two-way contract into a standard contract.
- Dec. 17:** Waived **Zhou Qi**.
- Dec. 24:** Signed **Austin Rivers**.

2019

- Jan. 7:** Traded **Michael Carter-Williams** and cash considerations to Chicago in exchange for a future conditional second round pick.
- Jan. 16:** Signed **James Nunnally** to a 10-day contract.
- Jan. 21:** Waived **James Nunnally** and signed free agent **Kenneth Faried**.
- Jan. 22:** Traded **Carmelo Anthony**, cash considerations, and the rights to **Jon Diebler** to Chicago in exchange for the rights to **Tadija Dragičević**.
- Feb. 7:** As part of a three-team trade with Cleveland and Sacramento, acquired **Iman Shumpert** from the Kings and **Wade Baldwin IV**, **Nik Stauskas**, and a 2021 second round pick from Cleveland while sending a 2020 second round pick to the Kings and **Marquese Chriss**, **Brandon Knight** and a 2019 first round pick to Cleveland... Traded **Baldwin IV**, **Stauskas** and the 2021 second round pick acquired from Cleveland were then traded to Indiana along with the rights to **Maarty Leunen** in exchange for cash considerations... Traded **James Ennis** to Philadelphia for the right to swap for the more favorable 2021 second round pick.
- Feb. 22:** Signed **Terrence Jones** and **Chris Chiozza** to 10-day contracts.
- March 4:** Signed **Terrence Jones** to a second 10-day contract.
- March 13:** Converted **Danuel House Jr.'s** two-way contract into a standard contract.
- March 23:** Signed **Chris Chiozza**.
- March 26:** Claimed **Trevon Duval** off waivers as a two-way player.
- Apr. 7:** Signed **Michael Frazier**.
- June 12:** Claimed **Deyonta Davis** off waivers from Atlanta.

- July 3:** Signed **Chris Clemons**, **William McDowell-White** and **Shamorie Ponds**.
- July 16:** Traded **Chris Paul** along with two future first round picks and other draft considerations to Oklahoma City in exchange for **Russell Westbrook**.
- July 17:** Re-signed **Danuel House Jr.** and **Austin Rivers**.
- July 18:** Signed free agent **Tyson Chandler**.
- July 22:** Re-signed **Gerald Green**.
- July 23:** Signed free agent **Ben McLemore**.
- July 25:** Signed free agent **Anthony Bennett**.
- July 30:** Waived **Chris Chiozza** and **Denyonta Davis**.
- Aug. 31:** Re-signed **Eric Gordon**.
- Sept. 6:** Re-signed **Nenê**.
- Sept. 23:** Signed free agent **Jaron Blossomgame**.
- Sept. 27:** Waived **William McDowell-White** and signed free agent **Ryan Anderson**.
- Oct. 10:** Waived **Anthony Bennett**
- Oct. 11:** Claimed **Ray Spalding** off waivers.
- Oct. 17:** Waived **Jaron Blossomgame** and **Michael Frazier**; signed **Matur Maker**.
- Oct. 19:** Waived **Matur Maker**, **Shamorie Ponds**, and **Ray Spalding**.
- Oct. 20:** Signed **Michael Frazier** as a Two-Way player.
- Oct. 21:** Signed and waived **Ronshad Shabazz**; converted **Chris Clemons** to Two-Way contract.
- Nov. 18:** Waived **Ryan Anderson**.
- Dec. 27:** Signed **Chris Clemons** to standard NBA contract; signed **William Howard** to two-way contract.

2020

- Jan. 7:** Waived **Gary Clark**.
- Feb. 5:** Acquired **Jordan Bell** and **Robert Covington** from Minnesota as part of a four-team trade also involving Atlanta and Denver with **Clint Capela**, **Gerald Green**, and **Nenê** outgoing.
- Feb. 6:** Traded **Jordan Bell** to Memphis for **Bruno Caboclo**.
- Feb. 18:** Signed **Jeff Green** to a 10-day contract.
- Feb. 20:** Signed free agent **DeMarre Carroll**.
- Feb. 28:** Signed **Jeff Green** for remainder of season.
- Feb. 23:** Signed **David Nwaba** and waived **Isaiah Hartenstein**.
- July 7:** Signed free agent **Luc Mbah a Moute**.
- Oct. 30:** Named **Stephen Silas** head coach.
- Nov. 21:** Claimed **Kenny Wooten** off waivers from New York.
- Nov. 22:** Traded **Robert Covington** to Portland in exchange for **Trevor Ariza**, the rights to **Isaiah Stewart**, and a future first round pick.
- Nov. 24:** Acquired **Christian Wood** via sign-and-trade from Detroit along with a future first round pick and a future second round pick in exchange for **Trevor Ariza**, the rights to **Isaiah Stewart**, a second round pick, and cash considerations.
- Nov. 25:** Acquired the rights to **KJ Martin** from Sacramento in exchange for a future second round pick.
- Nov. 26:** Re-signed **Bruno Caboclo**, signed **Mason Jones** to a two-way contract and signed free agents **Sterling Brown** and **Jae'Sean Tate**.
- Nov. 27:** Sent **Austin Rivers** to New York as part of sign-and-trade in which Knicks also received the rights to **Sergio Llull**, **Tadija Dragičević** & **Axel Hervelle** while the Rockets received the rights to **Issuf Sanon**.
- Dec. 1:** Signed **KJ Martin** and free agents **DeMarcus Cousins**, **Jerian Grant**, **Gerald Green**, **Trevelin Queen**, and **Brodric Thomas**.
- Dec. 2:** Acquired **John Wall** and a future first round pick from Washington in exchange for **Russell Westbrook**.
- Dec. 16:** Waived **Jerian Grant**, **Trevelin Queen**, and **Kenny Wooten**.
- Dec. 17:** Signed **Trey Murning** and **William McDowell-White**.

Dates & Deals

- Dec. 19:** Signed **Josh Reaves**; Waived **Gerald Green**, **William McDowell-White**, **Trey Mourning**, and **Josh Reaves**; Converted **Brodric Thomas** to a two-way contract.
- 2021**
- Jan. 14:** Waived **Bruno Caboclo**.
- Jan. 16:** As part of a four-team trade with Brooklyn, Cleveland and Indiana, sent **James Harden** to the Nets and a future second round pick to the Pacers in exchange for **Victor Oladipo** from Indiana, **Danté Exum** from the Cavs, and **Rodion Kurucs** from Brooklyn along with several draft assets.
- Jan. 22:** Acquired **Kevin Porter Jr.** from Cleveland for a second round pick; waived **Chris Clemens**.
- Feb. 12:** Signed **Ray Spalding** to a two-way contract and waived **Brodric Thomas**.
- Feb. 16:** Waived **Ray Spalding**.
- Feb.. 19:** 2/19: Signed **Justin Patton** to a two-way contract.
- Feb. 23:** Waived **DeMarcus Cousins**.
- March 8:** Waived **Mason Jones** and signed **Anthony Lamb** to a two-way contract.
- March 11:** Signed **Mason Jones** to a 10-day contract.
- March 19:** Traded **P.J. Tucker**, **Rodions Kurucs** and draft assets to Milwaukee for **D.J. Augustin**, **D.J. Wilson** and draft assets.
- March 25:** Traded **Victor Oladipo** to Miami in exchange for **Avery Bradley**, **Kelly Olynyk** and a draft asset.
- April 3:** Signed **Armoni Brooks** to a two-way contract; Waived **Ben McLemore** and **Justin Patton**.
- April 5:** Claimed **DaQuan Jeffries** off waivers from Sacramento.
- May 7:** Signed **Khyri Thomas** to a 10-day contract using a hardship exception.
- May 10:** Signed **Cameron Oliver** to a 10-day contract using a hardship exception.
- May 13:** Waived **DaQuan Jeffries**.
- May 14:** Signed **Khyri Thomas** to a multi-year deal and signed **Cam Reynolds** to a 10-day contract.
- July 29:** Selected **Jalen Green** (2nd overall), **Usman Garuba** (23rd overall) and **Josh Christopher** (24th overall) in the 2021 NBA Draft while acquiring the rights to **Alperen Sengun** (16th overall) from Oklahoma City in exchange for two future first round picks.
- Aug. 7:** Acquired **Daniel Theis** from Chicago via a sign-and-trade in exchange for cash considerations.
- Aug. 9:** Re-signed **David Nwaba**.
- Aug. 13:** Signed **Matthew Hurt** to a two-way contract.
- Aug. 25:** Signed **Tyler Bey** and **Daishen Nix**.
- Aug. 27:** Re-signed **Armoni Brooks**.
- Sept. 6:** Signed **Anthony Lamb** to a two-way contract.
- Sept. 17:** Waived **Tyler Bey** and re-signed **Danté Exum**.
- Sept. 24:** Waived **Matthew Hurt**.
- Sept. 26:** Signed **Tyler Bey** to a two-way contract.
- Oct. 6:** Waived **Khyri Thomas**... acquired a 2024 second round pick and **Sekou Doumbouya** from Brooklyn in exchange for cash considerations.
- Oct. 7:** Waived **Sekou Doumbouya**.
- Oct. 13:** Waived **Tyler Bey** and signed **Marcus Foster**; Signed **Brooks** to a two-way contract.
- Oct. 14:** Signed **Armoni Brooks** to a multi-year deal.
- Oct. 15:** Waived **Marcus Foster**; Signed **Daishen Nix** to a two-way contract; Signed **Christian Vital**.
- Oct. 16:** Waived **Danté Exum** and **Christian Vital**.
- Oct. 17:** Signed **Mfiondu Kabengele**.
- Oct. 18:** Waived **Mfiondu Kabengele** and **Anthony Lamb**... Claimed **Garrison Mathews** off waivers and converted him to a two-way contract.
- Dec. 18:** Waived **Danuel House Jr.**, converted **Mathews** to a standard NBA contract and called-up **Trevelin Queen** to a two-way contract.
- Dec. 28:** Signed **Dejon Jarreau** to a 10-day contract using a hardship exemption.
- 2022**
- Feb. 10:** Waived **D.J. Augustin** and **Armoni Brooks**... Traded **Theis** to Boston for **Dennis Schroder**, **Bruno Fernando** and **Enes Freedom**.
- Feb. 14:** Waived **Enes Freedom**... Converted **Daishen Nix** to a standard contract.
- March 23:** Signed **Anthony Lamb** to a two-way contract.
- June 23:** Selected **Jabari Smith Jr.** (3rd overall) and **Tari Eason** (17th overall) in the 2021 NBA Draft.
- June 24:** Traded **Christian Wood** to Dallas in exchange for **Sterling Brown**, **Marquese Chriss**, **Boban Marjanović**, **Trey Burke** and the rights to **Wendell Moore Jr.** (26th overall)... traded the rights to Moore to Minnesota in exchange for the rights to **TyTy Washington Jr.** (29th overall) and two future second round picks.
- June 28:** Waived **John Wall**.
- July 1:** Signed **Trevor Hudgins** to a two-way contract.
- July 6:** Re-Signed **Jae'Sean Tate**.
- July 26:** Re-Signed **Bruno Fernando**.
- Sept. 30:** Traded **Sterling Brown**, **Trey Burke**, **Marquese Chriss**, and **David Nwaba** to Oklahoma City in exchange for **Derrick Favors**, **Maurice Harkless**, **Ty Jerome**, **Théo Maledon**, a 2025 second round pick via Atlanta, and cash considerations
- Waived **Ty Jerome**.
- Oct. 1:** Signed **Bruno Fernando** to a multi-year deal.
- Oct. 3:** Signed **Willie Cauley-Stein**.
- Oct. 9:** Waived **Maurice Harkless** and **Théo Maledon**... Claimed **Darius Days** off waivers... signed **Thrae Mitchell**.
- Oct. 12:** Waived **Thrae Mitchell**... signed **Pierría Henry**.
- Oct. 15:** Waived **Willie Cauley-Stein** and **Pierría Henry**.
- Oct. 17:** Signed **Kevin Porter Jr.** to a multi-year contract extension... Waived **Derrick Favors**... Converted **Darius Days** to a two-way contract.
- 2023**
- Feb. 9:** Traded **Bruno Fernando** and **Garrison Mathews** to Atlanta in exchange for two second round picks (via OKC), **Justin Holiday** and **Frank Kaminsky III**; as part of a three-team trade with the Clippers and Memphis, traded **Eric Gordon** to L.A. while acquiring conditional 2023 first round pick swap rights from the Clippers, **Danny Green** from Memphis and **John Wall** from L.A.; waived **Boban Marjanović**.
- Feb. 13:** Waived **Danny Green**, **Justin Holiday** and **John Wall**... Signed **Boban Marjanović**.
- Feb. 27:** Signed **Willie Cauley-Stein** to a 10-day contract.
- Mar. 23:** Signed **D.J. Augustin**.
- Apr. 9:** Signed **Willie Cauley-Stein**.
- Apr. 25:** Named **Ime Udoka** head coach.
- June 22:** Drafted **Amen Thompson** (4th overall) and **Cam Whitmore** (20th overall) in 2023 NBA Draft.
- June 29:** Waived **Daishen Nix**.
- June 30:** Signed **Darius Days** to a two-way contract.
- July 1:** Signed **Trevor Hudgins** to a two-way contract.
- July 6:** Acquired **Patty Mills** via trade from Brooklyn; Signed **Jock Landale**.
- July 7:** Signed **Jeff Green** and **Fred VanVleet**.
- July 8:** Acquired **Dillon Brooks** via a sign-and-trade from Memphis as part of a five-team deal (Outgoing players: **Josh Christopher**, **Usman Garuba**, **KJ Martin**, **Mills**, **TyTy Washington Jr.**).
- July 10:** Signed **Aaron Holiday**.
- July 28:** Signed **Joshua Obiesie**.
- Aug. 2:** Signed **Nate Hinton**, **Matthew Mayer**, **Jermaine Samuels Jr.**, and **Nate Williams**.
- Sept. 19:** Re-signed **Boban Marjanović**.
- Sept. 29:** Waived **Obiesie**.

Oct. 4: Signed **Reggie Bullock Jr.**
Oct. 17: Traded **Kevin Porter Jr.** and two second round picks to Oklahoma City in exchange for **Victor Oladipo** and **Jeremiah Robison-Earl**.

Oct. 21: Waived **Hinton**.
Oct. 23: Waived **Days, Hudgins** and **Robinson-Earl**; converted **Williams** to a two-way contract; signed **Hinton** to a two-way contract.

2024

Feb. 1: Traded **Oladipo** and three second round picks to Memphis for **Steven Adams**.

June 26: Selected **Reed Sheppard** with the third overall pick in the 2024 NBA Draft; completed a trade with Brooklyn involving future draft assets.

June 27: Draft **Pelle Larsson** with the 44th overall pick in the 2024 NBA Draft and traded his rights to Atlanta in exchange for **AJ Griffin** as part of a three-team deal with Miami.

July 3: Re-signed **Nate Williams** to a two-way contract.

July 5: Re-signed **Nate Hinton** and **Jermaine Samuels Jr.**

July 6: Re-signed **Aaron Holiday**.

July 9: Signed **N'Faly Dante** to a two-way contract.

July 25: Signed **Jack McVeigh** to a two-way contract.

Sept. 20: Waived **AJ Griffin**.

Oct. 1: Signed **Thon Maker** and **Markquis Nowell**.

Oct. 14: Waived **Thon Maker** and **Markquis Nowell**.

Oct. 18: Signed **Matt Bradley**.

Oct. 19: Waived **Matt Bradley, Nate Hinton** and **Jermaine Samuels Jr.**

2025

Feb. 6: Acquired **Jaden Springer** from Boston along with a 2030 second round pick and a protected second round pick in 2027 in exchange for a protected second round pick in 2031; Waived **Springer**; Acquired **Cody Zeller** and a 2028 second round pick, which originally belonged to them, from Atlanta in exchange for the draft rights to **Alpha Kaba**.

Mar. 2: Waived **Cody Zeller**; Converted **Nate Williams** to standard contract.

Mar. 3: Signed **David Roddy** to a two-way contract.

June 14: Re-signed **Steven Adams**.

June 25: Selected **Khaman Maluach** with the 10th overall pick in the 2025 NBA Draft.

June 26: Selected **Jahmai Mashack** with the 59th overall pick in the 2025 NBA Draft.

July 3: Waived **Jock Landale**.

July 5: Re-signed **Jae'Sean Tate**; signed **Kevon Harris** to a two-way contract.

July 6: Signed **Dorian Finney-Smith**; acquired **Kevin Durant** and **Clint Capela** as part of a seven-team deal (outgoing included **Dillon Brooks & Jalen Green**); traded **Cam Whitmore** to Washington as part of a three-team deal; signed **Jabari Smith Jr.** to a contract extension... re-signed **Fred VanVleet**.

July 8: Re-signed **Aaron Holiday**.

July 9: Re-signed **Jeff Green**.

July 12: Signed **Cameron Matthews**.

July 13: Waived **Nate Williams**.

July 22: Signed free agent **Josh Okogie**.

July 26: Signed **Isaiah Crawford** and **JD Davison** to two-way contracts.

Rockets in the Draft

1967

Rd. Player, College

1. Pat Riley, Kentucky
2. Bob Netolicky, Drake
3. Richie Moore, Hiram Scott (NE)
3. Nick Jones, Oregon
4. Ron Kozlicki, Northwestern
4. Craig Dill, Michigan
5. Herb McPherson, Murray State
6. Robert Cole, Saint Louis
7. Elbert Miller, Nevada-Las Vegas
8. Al Grundy, St. Joseph's (PA)
9. Ron Coleman, Missouri
10. John Duncan, Murray State
11. Al Ratzutis, California-Western
12. Martin Navia, New Mexico-Highlands
13. Bob Chlupsa, Manhattan
14. John Tolbert, South Carolina A&T

1968

1. Elvin Hayes, Houston
2. John Q. Trapp, Nevada-Las Vegas
3. Stu Lantz, Nebraska
4. Harry Barnes, Northeastern
5. Glen Combs, Virginia Tech
6. Eldridge Webb, Tulsa
7. Rick Adelman, Loyola-Marymount
8. Aaron Sellers, Jackson State
9. John Schetzsie, Ashland
10. Mike Butler, Memphis State
11. Sonny Epps, Clark (GA)
12. Ray Manning, Lane (TN)
13. Dave Miller, San Diego State
14. Chuck Caldwell, Missouri-St. Louis
15. Bill Corley, Connecticut
16. Marshall Evans, Lincoln
17. William Gaines, East Texas State
18. Hal Grant, Pepperdine

1969

1. Bobby Smith, Tulsa
2. Bernie Williams, LaSalle
3. Charles Bonaparte, Norfolk State
4. Johnny Allen, Bethune-Cookman
5. Charles Hentz, Arkansas A&M
6. Bob Tallent, George Washington
7. Lynn Shackelford, UCLA
8. Bill DeHeer, Indiana
9. Larry Cheatham, Tulsa
10. Lee Sims, Ashland
11. Justis Thigpen, Weber State
12. Raul Duarte, South Dakota State
13. Joe McBride, Augusta
14. Mike Heckman, UC Irvine
15. Jerry Nickens, Tougaloo
16. Dick Groves, San Jose State
17. Steve Howell, Ohio State
18. Joe Pridgen, North Carolina State
19. Blaine Royer, Illinois State

1970

1. Rudy Tomjanovich, Michigan
2. Calvin Murphy, Niagara
3. Curtis Perry, SW Missouri
4. Jody Finney, Ohio State
5. Jim Gilbert, Adams State
6. Mike Kretzer, East Tennessee
7. Bill Paultz, St. John's
8. Don Adams, Northwestern
9. Jim Gottschall, Dayton
10. Toke Coleman, Eastern Kentucky

11. Ron Belton, Bellarmine
12. Jim Brooks, Nebraska
13. Harry Lozon, Old Dominion
14. Clyde Otis, Aurora (IL)
15. Jay Bond, Washington
16. Dean Elofson, Wayne State
17. Dennis Dickens, Azusa-Pacific
18. Jeff Cunningham, UC Irvine

1971

1. Cliff Meely, Colorado
2. Mike Newlin, Utah
3. Tom Owens, South Carolina
4. Rudy Benjamin, Michigan State
5. Greg Nelson, Jacksonville
6. Gary Reist, Rice
7. Eric Hill, Minnesota
8. Rick Katherman, Duke
9. Willie Cherry, Denver
10. Calvin Oliver, Pan American
11. Doug Rex, UC Santa Barbara
12. Chris Schrobilgen, Southern Cal
13. Lee McCullough, Indiana State (PA)
14. Gene Robertson, Canisius
15. Bill Quigg, Gonzaga
16. Leonard Jackson, Oregon
17. Steve Sims, Pepperdine
18. Carlos Quintinar, Mexico
19. Gary Schneider, San Diego State

1972

2. John Gianelli, Pacific
3. Eric McWilliams, Long Beach State
4. Wil Robinson, West Virginia
5. James Silas, Stephen F. Austin
6. Mike Collins, Seattle
7. Mike Jackson, Los Angeles State
8. Henry Harris, Auburn

1973

1. Ed Ratleff, Long Beach State
2. E.C. Coleman, Houston Baptist
4. Lee Colburn, South Dakota State
5. Gary Rhoades, Colorado State
6. Tom Peck, Wisconsin-Eau Claire
8. John Thomas, Missouri Southern

1974

1. Bobby Jones, North Carolina
2. Gus Bailey, Texas-El Paso
3. Robert Wilson, Iowa State
4. Larry Robinson, Texas
5. Owen Wells, Detroit
6. Lawrence Johnson, Prairie View A&M
7. Kevin Fitzgerald, Oklahoma State
8. Steve Brooks, Arkansas State
9. Ken Stallings, Missouri-Rolla
10. Marcus Washington, Marquette

1975

1. Joe Meriweather, Southern Illinois
2. Jim Blanks, Garner-Webb
3. Rudy White, Arizona State
4. Ken Smith, Tulsa
5. Rick Whitlow, Illinois State
6. William Johnson, Texas Tech
7. Nate Barnett, Akron
8. Leon Johnson, Centenary

Rockets in the Draft

1976

Rd. Player, College

1. John Lucas, Maryland
2. Phil Hicks, Tulane
3. Barnes Hauptfuhrer, Princeton
4. Hercle Ivy, Iowa State
5. David Marrs, Houston
6. Robert Paige, Houston Baptist
7. Barry Davis, Texas A&M
8. Dan Krueger, Texas

1977

2. Larry Moffett, Nevada-Las Vegas
2. Robert Reid, St. Mary's (TX)
3. Phil Bond, Louisville
4. Rocky Smith, Oregon State
5. Ed Thompson, Idaho State

1978

2. Buster Matheny, Utah
3. Billy Ray Bates, Kentucky State
4. Jackie Robinson, Nevada-Las Vegas
4. Joel Thompson, Michigan
5. Gary Goodney, Texas
6. Eddie Joe Chavez, Santa Clara
7. Stan Stewart, Loyola-Marymount

1979

1. Lee Johnson, East Texas State
2. Paul Mokeski, Kansas
3. Ricardo Brown, Pepperdine
4. Sammy Drummer, Georgia Tech
4. Lionel Green, Louisiana State
5. Allen Leavell, Oklahoma City

1980

2. John Stroud, Mississippi
2. Terry Stotts, Oklahoma
2. Billy Williams, Clemson
4. Dean Hunger, Utah State
5. Albert Jones, New Mexico State
6. Everette Jefferson, New Mexico
7. Joe Nehls, Arizona
8. Rosie Barnes, Bowling Green

1981

2. Ed Turner, Texas A&I
4. Larry Spriggs, Howard
5. Hasan Houston, Bradley
6. Fred Cowan, Kentucky
7. Joe Faine, Bowling Green
8. Stanley Brewer, West Georgia

1982

1. Terry Teagle, Baylor
2. Jeff Taylor, Texas Tech
3. Chuck Nevitt, North Carolina State
4. Andrew Gaddy, George Mason
5. Jeff Schneider, Virginia Tech
6. Donald Wilson, NE Louisiana
7. Mike Helms, Wake Forest
8. Dan Callandrillo, Seton Hall

1983

1. Ralph Sampson, Virginia
1. Rodney McCray, Louisville
3. Craig Ehlo, Washington State
4. Darrell Browder, Texas Christian
5. Chuck Barnett, Oklahoma
6. Jim Stack, Northwestern
7. Brian Kellerman, Idaho
8. Jeff Boldring, Arkansas State
9. James Campbell, Oklahoma State

1984

1. Hakeem Olajuwon, Houston
3. Jim Petersen, Minnesota
4. Willie Jackson, Centenary
5. Al McClain, New Hampshire
7. Joedy Gardner, Long Beach State
8. Greg Wolff, Angelo State
9. Bill Coon, Presbyterian
10. Robert Turner, Canisius

1985

1. Steve Harris, Tulsa
2. Sam Mitchell, Mercer
3. Michael Payne, Iowa
4. Michael Brooks, Tennessee
6. Sam Potter, Oral Roberts
7. Don Turney, Marshall

1986

1. Buck Johnson, Alabama
2. Dave Feitl, Texas-El Paso
3. Anthony Bowie, Oklahoma
4. Conner Henry, UC Santa Barbara
5. Andrew Banks, Iowa
6. Robert Worthy, Dyke (OH)
7. Rick Olson, Wisconsin

1987

2. Doug Lee, Purdue
4. Joe Niego, Lewis (IL)
5. Andre LaFleur, Northeastern
6. Fred Jenkins, Tennessee
7. Clarence Grier, Campbell

1988

1. Derrick Chievous, Missouri

1988

None

1990

1. Alec Kessler, Georgia

1991

1. John Turner, Phillips
2. Keith Hughes, Rutgers
2. Zan Tabak, Croatia

1992

1. Robert Horry, Alabama
2. Ron "Popeye" Jones, Murray State
2. Curtis Blair, Richmond

1993

1. Sam Cassell, Florida State
2. Richard Petruska, UCLA
2. Marcelo Nicola, Argentina

1994

2. Albert Burditt, Texas

1995

2. Erik Meek, Duke

1996

2. Othella Harrington, Georgetown
2. Randy Livingston, Louisiana State
2. Terrell Bell, Georgia

Rockets in the Draft

1997

Rd. Player, College

1. Rodrick Rhodes, Southern California
2. Serge Zwikker, North Carolina

1998

1. Michael Dickerson, Arizona
1. Bryce Drew, Valparaiso
1. Mirsad Turkcan, Turkey
2. Cuttino Mobley, Rhode Island

1999

1. Kenny Thomas, New Mexico
2. Tyrone Washington, Mississippi State
2. Venson Hamilton, Nebraska

2000

1. Joel Przybilla, Minnesota
2. Eduardo Najera, Oklahoma

2001

1. Richard Jefferson, Arizona
1. Jason Collins, Stanford
1. Brandon Armstrong, Pepperdine

2002

1. Yao Ming, China
1. Bostjan Nachbar, Slovenia
2. Tito Maddox, Fresno State

2003

2. Malick Badiane, Senegal

2004

2. Luis Flores, Manhattan

2005

1. Luther Head, Illinois

2006

1. Rudy Gay, Connecticut
2. Steve Novak, Marquette

2007

1. Aaron Brooks, Oregon
2. Brad Newley, Australia

2008

1. Nicolas Batum, France
2. Maarty Leunen, Oregon

2009

None

2010

1. Patrick Patterson, Kentucky

2011

1. Marcus Morris, Kansas
1. Nikola Mirotic, Montenegro
2. Chandler Parsons, Florida

2012

1. Jeremy Lamb, Connecticut
1. Royce White, Iowa State
1. Terrence Jones, Kentucky

2013

2. Isaiah Canaan, Murray State

2014

1. Clint Capela, Switzerland
2. Nick Johnson, Arizona
2. Alessandro Gentile, Italy

2015

1. Sam Dekker, Wisconsin
2. Montrezl Harrell, Louisville

2016

2. Chinanu Onuaku, Louisville
2. Zhou Qi, China

2017

2. Isaiah Hartenstein, USA/Germany
2. Dillon Brooks, Oregon

2018

2. De'Anthony Melton, USC

2019

None

2020

None

2021

1. Jalen Green, G League Ignite
1. Usman Garuba, Spain
1. Josh Christopher, Arizona State

2022

1. Jabari Smith Jr, Auburn
1. Tari Eason, LSU

2023

1. Amen Thompson, Overtime Elite
1. Cam Whitmore, Villanova

2024

1. Reed Sheppard, Kentucky
2. Pelle Larsson, Arizona

2025

1. Khaman Maluach, Duke
2. Jahmai Mashack, Tennessee

Rockets All-Time Uniform Numbers

The Rockets have retired 7 jersey numbers in franchise history: Clyde Drexler's #22, Elvin Hayes' #44, Calvin Murphy's #23, Moses Malone's #24, Hakeem Olajuwon's #34, Rudy Tomjanovich's #45, and Yao Ming's #11.

00

"Slick" Watts (1978-79)
Calvin Garrett (1980-83)
Rodions Kurucs (2021)
D.J. Wilson (2021)
TyTy Washington Jr. (2022-23)
Jermaine Samuels Jr. (2023-24)

0

DeMarre Carroll (2010-11)
Greg Smith (2011-12)
Thomas Robinson (2012-13)
Aaron Brooks (2007-11, 2012-14)
Isaiah Canaan (2014-15)
Andrew Goudelock (2016)
Briante Weber (2017)
Marquese Chriss (2018-19)
Trevon Duval (2019)
Russell Westbrook (2019-20)
Sterling Brown (2020-21)
Jalen Green (2021-22)
Aaron Holiday (2023-25)

1

Lee Johnson (1980-81)
Phil Ford (1983-85)
"Buck" Johnson (1986-92)
Scott Brooks (1992-95)
Rodrick Rhodes (1997-99)
Juaquin Hawkins (2002-03)
Alton Ford (2003-04)
Tracy McGrady (2004-09)
Trevor Ariza (2009-10, 2014-18)
Terrence Williams (2010-12)
Scott Machado (2012-13)
Isaiah Canaan (2013-14)
Michael Carter-Williams (2018-19)
Iman Shumpert (2019)
John Wall (2020-22)
Jabari Smith Jr. (2022-23)
Amen Thompson (2023-25)

2

Rick Barry (home: 1978-80)
James Bailey (1982-84)
Joe Barry Carroll (1987-88)
Mark Bryant (1995-96)
Sedale Threatt (1996-97)
"Pig" Miller (1998-2000)
Maurice Taylor (2000-05)
Luther Head (2005-09)
Garrett Temple (2009-10)
Marcus Morris (2011-13)
Patrick Beverley (2013-17)
Demetrius Jackson (2017)
R.J. Hunter (2018)
Brandon Knight (2018-19)
Chris Chiozza (2019)
Chris Clemons (2019-20)
David Nwaba (2020-22)
Willie Cauley-Stein (2022-23)
Jock Landale (2023-25)

3

Craig Ehlo (1983-86)
Derrick Chievous (1988-90)
Richard Petruska (1993-94)
Eldridge Recasner (1995-96)
Randy Livingston (1996-97)
Michael Dickerson (1998-99)
Steve Francis (1999-2004)
Bob Sura (2004-05)

Steve Francis (2007-09)
Tracy McGrady (2009-10)
Hilton Armstrong (2009-10)
Goran Dragic (2010-12)
Omer Asik (2012-14)
Nick Johnson (2014-15)
Ty Lawson (2015-16)
Ryan Anderson (2016-17)
Chris Paul (2017-19)
Chris Clemons (2020-21)
Kevin Porter Jr. (2021-23)
N'Faly Dante (2024-25)

4

Greg Smith (1971-73)
Paul McCracken (1972-74)
Rick Barry (road: 1978-80)
Conner Henry (1986-87)
Sam Mack (1995-96)
Charles Barkley (1996-2000)
Reece Gaines (2004-05)
Stromile Swift (2005-06)
Luis Scola (2007-12)
Greg Smith (2012-14)
P.J. Tucker (2017-18)
Danuel House Jr. (2018-21)
Jalen Green (2022-25)

5

Billy Paultz (1979-83)
John Lucas Jr. (1984-86)
Dave Feitl (1986-87, 1990-91)
Sam Mack (1996-97)
Cuttino Mobley (1998-2004)
Juwon Howard (2004-07)
Will Conroy (2009-10)
Courtney Lee (2010-12)
James Anderson (2012-13)
Jordan Hamilton (2013-14)
Josh Smith (2014-15, 2016)
Montrezl Harrell (2016-17)
Troy Williams (2017-18)
Aaron Jackson (2018)
Bruno Caboclo (2020-21)
Dante Exum (2021)
Darius Days (2022-23)
Fred VanVleet (2023-25)

6 (Retired for Bill Russell)

Zaid Abdul-Aziz (1972-73)
George E. Johnson (1973-74)
Tom Henderson (1979-83)
Walter Berry (1988-89)
Avery Johnson (1991-92)
Elmer Bennett (1996-97)
Carlos Rogers (1999-2001)
Tito Maddox (2002-03)
Bonzi Wells (2006-08)
Earl Boykins (2011-12)
Terrence Jones (2012-16)
Tyler Ennis (2016-17)
Bobby Brown (2017)
R.J. Hunter (2018)
Gary Clark (2018-20)
KJ Martin (2020-23)

7

Toby Kimball (1967-71)
Lester Conner (1987-88)
Carl Herrera (1991-95)
Sam Mack (1998-99)
Adrian Griffin (2003-04)
David Wesley (2004-06)

Mike James (2007-08)
Kyle Lowry (2008-12)
Jeremy Lin (2012-14)
Sam Dekker (2015-17)
Isiah Canaan (2017)
Joe Johnson (2018)
Carmelo Anthony (2018-19)
Victor Oladipo (2021)
Armoni Brooks (2021-22)
Cam Whitmore (2023-25)

8

Hank McDowell (1984-86)
Eddie Johnson (1996-99)
Derek Anderson (2005-06)
Bobby Jackson (2007-08)
James White (2008-09)
Jermaine Taylor (2009-11)
Jeff Adrien (2011-12)
Michael Beasley (2016)
Bobby Brown (2016-17)
Le'Bryan Nash (2018)
Jame Ennis (2018-19)
Jae'Sean Tate (2020-25)

9

Lionel Hollins (1984-95)
Byron Dinkins (1989-90)
Gerald Henderson (1991-92)
Melvin Booker (1995-96)
Tracy Moore (1996-97)
Devin Gray (1999-2000)
"Pig" Miller (2000-01)
Bostjan Nachbar (2002-05)
Stephen Graham (2005-06)
Rick Brunson (2005-06)
Jonny Flynn (2011-12)
Courtney Fortson (2011-12)
Tyler Honeycutt (2012-13)
Pablo Prigioni (2014-15)
Zhou Qi (2017-19)
Terrence Jones (2019)
DeMarre Carroll (2020)
Avery Bradley (2021)
Mason Jones (2020-21)
Josh Christopher (2021-23)
Dillon Brooks (2023-25)

10

Don Adams (1971-72)
Steve Hawes (1974-76)
Mike Dunleavy (1978-82)
Dirk Minniefield (1986-87)
Purvis Short (1987-89)
John Lucas Jr. (1989-90)
David Wood (1990-91)
Terry Teagle (1992-93)
Sam Cassell (1993-96)
Pierre Brown (2001-02)
Tyronn Lue (2004-05)
Brandin Knight (2004-05)
Keith Bogans (2005-06)
Vassilis Spanoulis (2006-07)
Chase Budinger (2009-12)
Carlos Delfino (2012-13)
Ronnie Brewer (2013-14)
Tarik Black (2014-15)
Marcus Thornton (2015-16)
Eric Gordon (2016-22)
Jabari Smith Jr. (2023-25)

Rockets All-Time Uniform Numbers

11 (Retired)

Jon McGlocklin (1967-68)
Elvin Hayes (1968-71)
Jimmy Walker (1972-74)
Matt Guokas (1973-74)
Dave Wohl (1973-77)
Major Jones (1979-84)
"Sleepy" Floyd (1987-88)
Vernon Maxwell (1989-95)
Bryce Drew (1998-2000)
Yao Ming (2002-11)

12

Nick Jones (1967-68)
Rick Adelman (1968-70)
E.C. Coleman (1978-79)
Jaren Jackson (1995-96)
Matt Maloney (1996-99)
"Moochie" Norris (1999-2004)
Andre Barrett (2004-05)
Rafer Alston (2005-09)
Will Conroy (2009-10)
Kevin Martin (2009-12)
Patrick Beverley (2012-13)
Dwight Howard (2013-16)
Lou Williams (2017)
Vincent Edwards (2018-19)
Luc Mbah a Moute (2017-18; 2020)
Trevor Hudgins (2022-23)
Steven Adams (2024-25)

13

Dwight Jones (1976-80)
Jeff Taylor (1982-83)
Andre Turner (1987-88)
Larry Smith (1989-92)
Kelvin Cato (1999-2004)
Mike James (2004-05)
Kirk Snyder (2006-08)
Von Wafer (2008-09)
David Andersen (2009-10)
Ishmael Smith (2010-11)
James Harden (2012-21)

14

"Hambone" Williams (1967-70)
Mike Newlin (1971-79)
Dan Langhi (2000-02)
Richie Frahm (2005-06)
Carl Landry (2007-10)
Daequan Cook (2012-13)
Tim Ohlbrecht (2012-13)
Troy Williams (2016-17)
Gerald Green (2017-19)
D.J. Augustin (2021-23)
Nate Hinton (2023-24)

15

John Lucas Jr. (1976-78)
Tom Barker (1978-79)
Mitchell Wiggins (1984-87)
Frank Johnson (1988-89)
Mitchell Wiggins (1989-90)
"Tree" Rollins (1991-93)
Tim Breaux (1994-96)
Emanuel Davis (1996-98)
Bill Curley (1999-2000)
John Lucas III (2005-07)
Bobby Jones (2007-08)
Joey Dorsey (2008-10)
Marqus Blakely (2010-11)
Toney Douglas (2012-13)
Clint Capela (2014-20)
DeMarcus Cousins (2020-21)
Daishen Nix (2021-23)
Reed Sheppard (2024-25)

16

George E. Johnson (1972-73)
Kostas Papanikolaou (2014-15)
Ben McLemore (2019-21)
Usman Garuba (2021-23)

17

Henry Finkel (1967-69)
Mario Elie (1993-98)
Charlie Ward (2004-05)
Brent Barry (2008-09)
Mike Harris (2009-10)
Isaiah Taylor (2016-17)
P.J. Tucker (2018-21)
Dennis Schröder (2021-22)
Tari Eason (2022-24/5)

18

Bernie Williams (1969-70)
McCoy McLemore (1971-72)
Cedric Maxwell (1986-88)
Oscar Torres (2001-02)
Josh Davis (2005-06)
Omri Casspi (2013-14)
Thabo Sefolosha (2019-20)

19

Mike Harris (2007-08, 2009-10)
Tyson Chandler (2019-20)
Nate Williams (2023-24/5)

20

Dave Gambee (1967-68)
Larry Siegfried (1970-72)
Otto Moore (1972-74)
Kevin Kunnert (1973-76)
Terry Teagle (1982-84)
Steve Harris (1985-88)
Kennard Winchester (1990-93)
Larry Robinson (1993-94)
Tracy Moore (1995-96)
Brent Price (1996-99)
Sean Colson (2000-01)
Jon Barry (2004-06)
Steve Novak (2006-08)
Jared Jeffries (2009-11)
Diamon Simpson (2011-12)
Donatas Motiejunas (2012-16)
Khyri Thomas (2021)
Bruno Fernando (2021-23)

21

John Egan (1970-72)
Moses Malone (1976-77)
World B. Free (1987-88)
"Sleepy" Floyd (1988-93)
Chris Jent (1993-94)
Henry James (1995-96)
Kenny Thomas (1999-2003)
Jim Jackson (2003-05)
Pops Mensah-Bonsu (2009-10)
Samuel Dalembert (2011-12)
Josh Powell (2013-14)
Chinanu Onuaku (2016-18)
James Nunnally (2019)
Michael Frazier (2019-20)
Travelin Queen (2021-22)
David Roddy (2024-25)

22 (Retired)

Stu Lantz (1968-72)
Eric McWilliams (1972-73)
Gus Bailey (1974-76)

Alonzo Bradley (1978-80)
Joe Bryant (1982-83)
Rodney McCray (1983-88)
Winston Garland (1992-93)
Clyde Drexler (1994-98)

23 (Retired)

Calvin Murphy (1970-83)

24 (Retired)

Johnny Green (1967-68)
Charles Acton (1967-68)
Jack Marin (1972-74)
Moses Malone (1977-82)

25

Cliff Meely (1971-76)
Tom Owens (1976-77)
C.J. Kupec (1977-78)
Bernard Thompson (1988-89)
Anthony Bowie (1989-90)
Robert Horry (1992-96)
"Moochie" Norris (2004-06)
Jake Tsakalidis (2006-07)
Gerald Green (2007-08)
Chandler Parsons (2011-14)
Austin Rivers (2018-20)
Cameron Oliver (2021)
Garrison Mathews (2021-23)
Reggie Bullock Jr. (2023-24)

26

Markel Brown (2018)
Ray Spalding (2021)
Justin Patton (2021)

27

Jim Ware (1967-68)
Zaid Abdul-Aziz (1977-78)
Caldwell Jones (1982-84)
John Johnson (1976-77)
Charles Jones (1994-98)
Jordan Hill (2009-12)
Malcolm Thomas (2011-12)

28

Tarik Black (2017-18)
Alperen Sengun (2021-25)

29

Mike Wilks (2003-04)
Marcus Camby (2011-12)

30

John Barnhill (1967-68)
Harry Barnes (1968-69)
Jim Davis (1971-72)
Owen Wells (1974-75)
"Goo" Kennedy (1976-77)
Phil Bond (1977-78)
Alonzo Bradley (1977-78)
Allen Leavell (1979-89)
Kenny Smith (1990-96)
Thomas Hamilton (1999-2000)
Clarence Weatherspoon (2003-05)
Maciej Lampe (2005-06)
Justin Williams (2007-08)
Alexander Johnson (2009-10)
Royce White (2012-13)
Troy Daniels (2013-15)
Kyle Wiltjer (2016-17)

31

Tyrone Britt (1967-68)
John Q. Trapp (1968-71)
Ron Riley (1973-76)
Mike Dunleavy (1977-78)

Rockets All-Time Uniform Numbers

Granville Waiters (1985-86)
 Tracy Murray (1994-95)
 Mark Jackson (2003-04)
 Rod Strickland (2004-05)
 Shane Battier (2006-11)
 Cole Aldrich (2012-13)
 Jason Terry (2014-16)
 Ryan Anderson (2019)

32

Bobby Smith (1969-70)
 Don Adams (1970-71)
 Rudy White (1975-80)
 Bill Willoughby (1980-82)
 Lewis Lloyd (1983-87, 1989-90)
 Dave Jamerson (1990-92)
 Pete Chilcutt (1994-96)
 Othella Harrington (1996-99)
 Torraye Braggs (2003-05)
 Hasheem Thabeet (2010-12)
 Francisco Garcia (2012-14)
 KJ McDaniels (2014-16)
 Brandon Wright (2018)
 Jeff Green (2020; 2023-25)

33

Jim Barnett (1967-70)
 John Valley (1971-72)
 Phil Hicks (1976-77)
 Robert Reid (1983-88)
 Otis Thorpe (1988-95)
 Scottie Pippen (1998-99)
 Eddie Griffin (2001-03)
 Charles Oakley (2003-04)
 Loren Woods (2007-08)
 Mike Harris (2009-11)
 Corey Brewer (2014-16)
 Ryan Anderson (2017-18)
 Robert Covington (2013-14; 2020)
 Anthony Lamb (2021)
 Brodrick Thomas (2020-21)
 Frank Kaminsky

34 (Retired)

John Block (1967-71)
 Dick Cunningham (1971-72)
 John Johnson (1975-76)
 Robin Jones (1977-78)
 Ron Behagen (1977-78)
 John Shumate (1979-80)
Hakeem Olajuwon (1984-2001)

35

Bernie Williams (1970-71)
 Zaid Abdul-Aziz (1973-75)
 Larry Spriggs (1981-82)
 Tony Brown (1988-89)
 Dan Godfred (1991-92)
 Earl Cureton (1993-94)

Scott Padgett (2003-05)
 Lonny Baxter (2005-06)
 Scott Padgett (2006-07)
 Montrezl Harrell (2015-16)
 Kenneth Faried (2019)
 Christian Wood (2020-22)

37

Derek Fisher (2011-12)

40

Dick Gibbs (1971-73)
 Stan McKenzie (1972-74)
 Larry Micheaux (1984-85)
 Richard Anderson (1986-88)
 Tim McCormick (1988-90)
 John Turner (1991-92)
 Shandon Anderson (1999-2001)
 Ryan Bowen (2004-06)

41

Larry Moffett (1977-78)
 Joe Stephens (1996-98)
 Glen Rice (2001-03)
 Thomas Robinson (2012-13)
 Kelly Olynyk (2021)

42

Pat Riley (1967-70)
 Ed Ratleff (1973-78)
 John Stroud (1980-81)
 Wally Walker (1982-84)
 Mike Woodson (1988-91)
 Mark Acres (1992-93)
 Eric Riley (1993-94)
 Kevin Willis (1996-98)
 Walt Williams (1999-2002)
 Vin Baker (2004-05)
 Nenê (2016-19)
 Cameron Reynolds (2021)

43

Jim Petersen (1984-88)
 Kevin Willis (2001-02)
 Brian Cook (2008-10)

44 (Retired)

Don Kojis (1967-70)
Elvin Hayes (1971-72; 1981-84)
 E.C. Coleman (1973-74)
 Kevin Kunnert (1976-78)
 Jacky Dorsey (1978-79)
 Adrian Caldwell (1989-91, 1994-95)
 Tony Massenburg (1999-2000)
 Terence Morris (2001-03)
 Chuck Hayes (2005-11, 2015)

45 (Retired)

Rudy Tomjanovich (1970-81)

50

Joe Meriweather (1975-76)
 Robert Reid (1977-82)
 Ralph Sampson (1983-88)
 Matt Bullard (1990-94, 1996-2001)
 Marcus Cousin (2010-11)

51

Jawaan Oldham (1981-82)
 Boban Marjanović (2022-24)

52

Chuck Nevitt (1982-83, 1988-90)
 Chucky Brown (1994-96)
 Jason Collier (2000-03)
 Eric Piatkowski (2003-04)
 Brad Miller (2010-11)
 William Howard (2020)

53

Stanley Roberts (1998-99)

54

Curtis Perry (1970-72)
 Paul Mokeski (1979-80)
 Patrick Patterson (2010-13)

55

Zan Tabak (1994-95)
 Alvin Hegggs (1995-96)
 Antoine Carr (1998-99)
 James Posey (2002-03)
 Dikembe Mutombo (2004-09)
 Tim Quarterman (2018)
 Isaiah Hartenstein (2018-20)
 DaQuan Jeffries (2021)

58

Jack McVeigh

88

Alexey Shved (2014-15)

96

Ron Artest (2008-09)

Rockets Ownership





Owners	Principal Shareholders	Date Purchased
Breitbard Interests (San Diego, CA)	Robert Breitbard	January 11, 1967
Texas Sports Investments	Billy Goldberg, Wayne Duddleston, Mickey Herskowitz	June 23, 1971
Texas Pro Sports, Inc.	Irvin Kaplan	December 1973
James Talcott, Inc.	NY Investment Company	February 1975
Basketball Venture	Kenneth Schnitzer	February 1976
Malooof Companies (Albuquerque, NM)	George Malooof	May 25, 1979
Thomas Enterprises	Charlie Thomas	June 15, 1982
Rocket Ball, Ltd.	Leslie L. Alexander	July 30, 1993
Fertitta Entertainment	Tilman J. Fertitta	October 6, 2017

History



SPORTSTALK **790**
AM

HOUSTON'S RADIO HOME FOR
ROCKETS BASKETBALL

    @SportsTalk790 sportstalk790.com

Catch the voice of the Rockets, Matt Thomas, weekdays 10:00 AM - 3:00 PM at 790 on the AM radio dial, smart speakers, mobile phones, streaming devices, and smart TVs with our FREE iHeartRadio app,



1967-68 San Diego Rockets

(15-67, 6th Western Division)

Final Statistics

Player	G	Min	FGM-A	Pct.	FTM-A	Pct.	Reb.	Avg.	A	Avg.	PF-D	TP	AVG
John Block	52	1805	366-865	423	316-394	.802	571	11.0	71	1.4	189-3	1048	20.2
Don Kojis	69	2548	530-1189	446	300-413	.726	710	10.3	176	2.6	259-5	1360	19.7
John Green	42	1073	241-526	458	100-212	.472	423	10.1	59	1.4	112-3	582	13.9
Dave Gambee	80	1755	375-853	440	321-379	.847	464	5.8	93	1.2	253-5	1071	13.4
Jon McGlocklin	65	1876	316-757	417	156-180	.867	199	3.1	178	2.7	117-0	788	12.1
Henry Finkel	53	1116	242-492	492	131-191	.686	375	7.1	72	1.4	175-5	615	11.6
Toby Kimball	81	2519	354-894	396	181-306	.592	947	11.7	147	1.8	273-3	889	11.0
John Barnhill	75	1883	295-700	421	154-234	.658	173	2.3	259	3.5	143-1	744	9.9
Jim Barnett	47	1068	179-456	393	84-118	.712	155	3.3	134	2.9	101-0	442	9.4
Art Williams	79	1739	265-718	369	113-165	.685	286	3.6	391	5.0	204-0	643	8.1
Pat Riley	80	1263	250-660	379	128-202	.634	177	2.2	138	1.7	205-1	628	7.9
Nick Jones	42	603	86-232	371	55-69	.797	67	1.6	89	2.1	84-0	227	5.4
Charles Acton	23	195	29-74	392	19-29	.655	47	2.0	11	0.5	35-0	77	3.3
Tyrone Britt	11	84	13-34	382	2-3	.667	15	1.4	12	1.0	10-0	28	2.5
Jim Ware	30	228	25-97	258	23-34	.676	77	2.6	7	0.2	28-1	73	2.4
ROCKETS	82	19730	3466-8547	417	2083-2929	.711	5418	66.1	1837	22.4	2188-27	9015	112.4
OPPONENTS	82	19730	3837-8189	469	2246-3133	.717	4933	60.2	1797	21.9	2190-20	9920	121.0

Date	Opponent	Score	Record	Date	Opponent	Score	Record
Oct. 14	St. Louis	L98-99	0-1	Jan. 3	St. Louis	W126-124 (OT)	12-30
17	St. Louis	L105-123	0-2	6	Seattle	L104-122	12-31
20	at Seattle	W121-114	1-2	9	New York	L105-118	12-32
21	Seattle	L110-117 (OT)	1-3	10	Detroit	W122-118	13-32
22	at San Francisco	L126-137	1-4	12	at St. Louis	L89-111	13-33
25	Baltimore	L109-125	1-5	13	at Cincinnati	L116-122	13-34
27	Cincinnati	L113-116	1-6	16	at Chicago	L110-123	13-35
29	Cincinnati	L99-108	1-7	17	Chicago (Baltimore)	W110-104	14-35
Nov. 1	Seattle (Portland)	W139-125	2-7	18	Cincinnati (Cleveland)	L126-129	14-36
4	New York	L121-125	2-8	21	at Boston	L112-139	14-37
5	New York	L107-115	2-9	25	Baltimore	L113-127	14-38
7	Philadelphia	L105-130	2-10	27	Baltimore	L122-123	14-39
8	Philadelphia	L114-129	2-11	Feb. 1	San Francisco	L114-128	14-40
11	at Cincinnati	L108-109	2-12	2	at San Francisco (Oakland)	L121-127	14-41
12	at St. Louis	L105-116	2-13	3	at L.A. Lakers	L122-133	14-42
14	at New York	L109-122	2-14	5	Baltimore (Winston-Salem)	L108-121	14-43
15	New York (Boston)	W122-108	3-14	6	Detroit (New York)	L93-120	14-44
16	Chicago	W99-91	4-14	7	Philadelphia (Boston)	L103-125	14-45
17	at Seattle	L124-130	4-15	8	Baltimore (Chicago)	L102-106	14-46
19	San Francisco	L124-142	4-16	10	Cincinnati	L99-101	14-47
21	Boston (New York)	L114-121	4-17	11	at Baltimore	L116-136	14-48
22	at Boston	L110-124	4-18	13	at Chicago	L102-114	14-49
23	at Philadelphia	L117-128	4-19	14	at New York	L102-114	14-50
24	at Detroit	L122-130	4-20	15	San Francisco	L114-134	14-51
25	at St. Louis	L109-110	4-21	16	Philadelphia	L108-124	14-52
30	St. Louis	L87-129	4-22	18	Philadelphia	W111-106	15-52
Dec. 2	San Francisco	W127-103	5-22	23	Seattle	L122-127	15-53
5	Detroit (New York)	L110-111	5-23	25	L.A. Lakers	L112-127	15-54
7	at Chicago	W118-108	6-23	26	Boston	L110-118	15-55
8	San Francisco (Oakland)	W137-107	7-23	29	Cincinnati	L114-120	15-56
9	L.A. Lakers	L109-127	7-24	Mar. 1	Baltimore	L114-156	15-57
12	Chicago	W118-104	8-24	3	at St. Louis	L104-106	15-58
15	Boston (Philadelphia)	L101-114	8-25	5	at Philadelphia	L103-134	15-59
16	at New York	L102-126	8-26	6	at Detroit	L118-140	15-60
17	Detroit	W117-115	9-26	7	L.A. Lakers	L102-119	15-61
20	Boston	L116-126	9-27	8	at L.A. Lakers	L122-130	15-62
22	at San Francisco	L97-103	9-28	9	Seattle	L111-115	15-63
23	Detroit	L119-123	9-29	13	Boston	L118-144	15-64
25	L.A. Lakers	W104-101	10-29	17	Chicago	L121-129	15-65
28	at Seattle	W143-125	11-29	19	at L.A. Lakers	L109-121	15-66
31	at L.A. Lakers	L118-147	11-30	20	Chicago	L112-121	15-67

1968-69 San Diego Rockets

(37-45, 4th Western Division)

Final Statistics

Player	G	Min	FGMA	Pct.	FTMA	Pct.	Reb.	Avg.	A	Avg.	PF-D	TP	AVG
Elvin Hayes	82	3695	930-2082	.447	467-746	.626	1406	17.2	113	1.4	266-2	2327	28.4
Don Kojis	81	3130	687-1582	.434	446-596	.748	776	9.6	214	2.6	303-6	1820	22.5
John Block	78	2489	448-1061	.422	299-400	.748	703	9.0	141	1.8	249-0	1195	15.3
Jim Barnett	80	2346	465-1093	.425	233-310	.752	362	4.5	339	4.2	240-2	1163	14.5
Pat Riley	56	1027	202-498	.406	90-134	.672	112	2.0	136	2.4	146-1	494	8.8
Toby Kimball	76	1680	239-537	.445	117-250	.468	669	8.8	90	1.2	216-6	595	7.8
Stu Lantz	73	1378	220-482	.456	129-167	.772	236	3.2	99	1.4	178-0	569	7.8
Art Williams	79	1987	227-592	.383	105-149	.705	364	4.6	524	6.6	238-0	559	7.1
Rick Adelman	77	1448	177-449	.394	131-204	.642	216	2.8	238	3.1	158-1	485	6.3
Henry Finkel	35	332	49-111	.441	31-41	.756	107	3.1	21	0.6	53-1	129	3.7
John Trapp	25	142	29-80	.363	19-29	.655	49	2.0	5	0.2	38-0	77	3.1
Harry Barnes	22	126	18-64	.281	7-13	.538	26	1.2	5	0.2	25-0	43	2.0
ROCKETS	82	19780	3691-8631	.428	2074-3039	.682	5026	61.3	1925	23.5	2110-19	9456	115.3
OPPONENTS	82	19780	3692-8586	.430	2088-2950	.708	4959	60.4	1986	24.2	2265-48	9472	115.5

Date	Opponent	Score	Record	Date	Opponent	Score	Record
Oct. 17	Seattle	W128-110	1-0	8	Baltimore	L107-108	18-24
18	at San Francisco	W123-108	2-0	10	Baltimore	L104-106	18-25
23	at Seattle	L117-118	2-1	12	New York	L102-105	18-26
24	Baltimore	L115-119	2-2	16	Cincinnati (Cleveland)	L109-120	18-27
27	at L.A. Lakers	L116-152	2-3	17	at Philadelphia	L124-129	18-28
30	Atlanta	W127-116	3-3	18	at Chicago	L102-107 (OT)	18-29
Nov. 3	Chicago	W121-107	4-3	19	at Phoenix	W136-118	19-29
5	New York	W113-109	5-3	21	Atlanta	W124-113	20-29
8	at Atlanta	L101-114	5-4	24	at San Francisco	L107-114	20-30
9	at Baltimore	L107-109	5-5	25	Phoenix	W133-120	21-30
11	at Boston	L113-134	5-6	26	Chicago	W111-95	22-30
12	at Chicago	L108-115	5-7	29	L.A. Lakers	L120-122	22-31
13	Detroit	W122-120	6-7	Feb. 1	Milwaukee	W101-95	23-31
15	at L.A. Lakers	L119-127	6-8	2	at Atlanta	L103-115	23-32
16	Boston	L112-120	6-9	4	Boston (Astrodome)	W135-126	24-32
19	at New York	W113-107	7-9	5	Cincinnati	W110-93	25-32
20	at Baltimore	L110-114	7-10	7	Phoenix	W130-119	26-32
22	Seattle	W126-111	8-10	8	at Detroit	L119-123 (OT)	26-33
24	Philadelphia	W135-128 (OT)	9-10	9	at Milwaukee	L109-117	26-34
26	Detroit (Baltimore)	L120-134	9-11	12	at Cincinnati	W118-114	27-34
27	Baltimore (Detroit)	W123-107	10-11	14	at L.A. Lakers	L109-115	27-35
29	Chicago	L89-110	10-12	18	Philadelphia	L113-125	27-36
Dec. 1	San Francisco	W116-105	11-12	20	San Francisco	L118-128	27-37
3	at Chicago	W108-103	12-12	22	at New York	W108-104	28-37
4	at Philadelphia	L99-110	12-13	23	at Atlanta	L92-124	28-38
6	Phoenix	W117-106	13-13	25	at Milwaukee	L112-114	28-39
8	at L.A. Lakers	L118-132	13-14	27	Cincinnati	W127-112	29-39
10	Philadelphia (New York)	W132-120	14-14	Mar. 1	L.A. Lakers	L113-119	29-40
11	at Cincinnati	L110-116	14-15	4	at Seattle	L116-130	29-41
13	at Milwaukee	L96-101	14-16	6	Boston	W110-97	30-41
14	at New York	L105-112	14-17	9	at Phoenix	L133-146	30-42
18	at Detroit	L112-124	14-18	11	Phoenix	W116-106	31-42
20	Philadelphia	L109-116	14-19	12	Seattle (Vancouver)	L112-125	31-43
21	Cincinnati	W132-124	15-19	13	Detroit	W120-105	32-43
23	San Francisco	L95-125	15-20	15	Phoenix (Tucson)	W141-124	33-43
27	New York	L109-111	15-21	16	Detroit	W120-111	34-43
28	at Phoenix	W136-126	16-21	18	Milwaukee	W128-108	35-43
30	L.A. Lakers	L126-131 (OT)	16-22	20	Atlanta	W115-97	36-43
Jan. 2	Boston	L95-107	16-23	22	Milwaukee	L106-120	36-44
4	Seattle	W122-105	17-23	23	Atlanta	W128-121	37-44
7	at San Francisco	W113-108	18-23	24	Boston (Philadelphia)	L107-111	37-45

1969-70 San Diego Rockets

(27-55, 7th Western Division)

Final Statistics

Player	G	Min	FGM-A	Pct.	FTM-A	Pct.	Reb.	Avg.	A	Avg.	PF-D	TP	AVG
Elvin Hayes	82	3665	914-2020	.452	428-622	.688	1386	16.9	162	2.0	270-5	2256	27.5
Don Kojis	56	1578	338-756	.447	181-241	.751	388	6.9	78	1.4	135-1	857	15.3
Jim Barnett	80	2105	450-998	.451	289-366	.790	305	3.8	287	3.6	222-3	1189	14.9
John Block	82	2152	453-1025	.442	287-367	.782	609	7.4	137	1.7	275-2	1193	14.5
Stu Lantz	82	2471	455-1027	.443	278-361	.770	255	3.1	287	3.5	238-2	1188	14.5
Bernie Williams	72	1228	251-641	.392	96-122	.787	155	2.2	165	2.3	124-0	598	8.3
Rick Adelman	35	717	96-247	.389	68-91	.747	81	2.3	113	3.2	90-0	260	7.4
Bobby Smith	75	1198	242-567	.427	66-96	.688	328	4.4	75	1.0	119-0	550	7.3
Toby Kimball	77	1622	218-508	.429	107-185	.578	621	8.1	95	1.2	187-1	543	7.1
John Trapp	70	1025	185-434	.426	72-104	.692	309	4.4	49	0.7	200-3	442	6.3
Art Williams	80	1545	189-464	.407	88-118	.746	292	3.7	503	6.3	168-0	466	5.8
Pat Riley	36	474	75-180	.417	40-55	.727	57	1.6	85	2.4	68-0	190	5.3
ROCKETS	82	19780	3866-8867	.436	2000-2728	.733	4786	58.4	2036	24.8	2096-17	9732	118.7
OPPONENTS	82	19780	3947-8635	.457	2092-2804	.746	4550	55.5	2154	26.3	2041-27	9986	121.8

Date	Opponent	Score	Record	Date	Opponent	Score	Record
Oct. 17	Seattle	W128-110	1-0	8	Baltimore	L107-108	18-24
18	at San Francisco	W123-108	2-0	10	Baltimore	L104-106	18-25
23	at Seattle	L117-118	2-1	12	New York	L102-105	18-26
24	Baltimore	L115-119	2-2	16	Cincinnati (Cleveland)	L109-120	18-27
27	at L.A. Lakers	L116-152	2-3	17	at Philadelphia	L124-129	18-28
30	Atlanta	W127-117	3-3	18	at Chicago	L102-107 (OT)	18-29
Nov. 3	Chicago	W121-107	4-3	19	at Phoenix	W136-118	19-29
5	New York	W113-109	5-3	21	Atlanta	W124-113	20-29
8	at Atlanta	L101-114	5-4	24	at San Francisco	L107-114	20-30
9	at Baltimore	L107-109	5-5	25	Phoenix	W133-120	21-30
11	at Boston	L113-134	5-6	26	Chicago	W111-95	22-30
12	at Chicago	L108-115	5-7	29	L.A. Lakers	L120-122	22-31
13	Detroit	W122-120	6-7	Feb. 1	Milwaukee	W101-95	23-31
15	at L.A. Lakers	L119-127	6-8	2	at Atlanta	L103-115	23-32
16	Boston	L112-120	6-9	4	Boston (Astrodome)	W135-126	24-32
19	at New York	W113-107	7-9	5	Cincinnati	W110-93	25-32
20	at Baltimore	L110-114	7-10	7	Phoenix	W130-119	26-32
22	Seattle	W126-111	8-10	8	at Detroit	L119-123 (OT)	26-33
24	Philadelphia	W135-128 (OT)	9-10	9	at Milwaukee	L109-117	26-34
26	Detroit (Baltimore)	L120-134	9-11	12	at Cincinnati	W118-114	27-34
27	Baltimore (Detroit)	W123-107	10-11	14	at L.A. Lakers	L109-115	27-35
29	Chicago	L89-110	10-12	18	Philadelphia	L113-125	27-36
Dec. 1	San Francisco	W116-105	11-12	20	San Francisco	L118-128	27-37
3	at Chicago	W108-103	12-12	22	at New York	W108-104	28-37
4	at Philadelphia	L99-110	12-13	23	at Atlanta	L92-124	28-38
6	Phoenix	W117-106	13-13	25	at Milwaukee	L112-114	28-39
8	at L.A. Lakers	L118-132	13-14	27	Cincinnati	W127-112	29-39
10	Philadelphia (New York)	W132-120	14-14	Mar. 1	L.A. Lakers	L113-119	29-40
11	at Cincinnati	L110-116	14-15	4	at Seattle	L116-130	29-41
13	at Milwaukee	L96-101	14-16	6	Boston	W110-97	30-41
14	at New York	L105-112	14-17	9	at Phoenix	L133-146	30-42
18	at Detroit	L112-124	14-18	11	Phoenix	W116-106	31-42
20	Philadelphia	L109-116	14-19	12	Seattle (Vancouver)	L112-125	31-43
21	Cincinnati	W132-124	15-19	13	Detroit	W120-105	32-43
23	San Francisco	L95-125	15-20	15	Phoenix (Tucson)	W141-124	33-43
27	New York	L109-111	15-21	16	Detroit	W120-111	34-43
28	at Phoenix	W136-126	16-21	18	Milwaukee	W128-108	35-43
30	L.A. Lakers	L126-131 (OT)	16-22	20	Atlanta	W115-97	36-43
Jan. 2	Boston	L95-107	16-23	22	Milwaukee	L106-120	36-44
4	Seattle	W122-105	17-23	23	Atlanta	W128-121	37-44
7	at San Francisco	W113-108	18-23	24	Boston (Philadelphia)	L107-111	37-45

1970-71 San Diego Rockets

(40-42, 3rd Pacific)

Final Statistics

Player	G	Min	FGMA	Pct.	FTMA	Pct.	Reb.	Avg.	A	Avg.	PF-D	TP	AVG
Elvin Hayes	82	3633	948-2215	.428	454-676	.672	1362	16.6	186	2.3	225-1	2350	28.7
Stu Lantz	82	3102	585-1305	.448	519-644	.806	406	5.0	344	4.2	230-3	1689	20.6
Calvin Murphy	82	2020	471-1029	.458	356-434	.820	245	3.0	329	4.0	263-4	1298	15.8
Don Adams	82	2374	391-957	.409	155-212	.731	581	7.1	173	2.1	344-11	937	11.4
John Trapp	82	2080	322-766	.420	142-188	.755	510	6.2	138	1.7	337-16	786	9.6
John Block	73	1464	245-584	.420	212-270	.785	442	6.1	98	1.3	193-2	702	9.6
Larry Siegfried	53	1673	146-378	.386	130-153	.850	207	3.9	346	6.5	146-0	422	8.0
Rudy Tomjanovich	77	1062	168-439	.383	73-112	.652	381	5.0	73	1.0	124-0	409	5.3
Bernie Williams	56	708	112-338	.331	68-81	.840	85	1.5	113	2.0	76-1	292	5.2
Toby Kimball	80	1100	111-287	.387	51-108	.472	406	5.1	62	0.8	128-1	273	3.4
Curtis Perry	18	100	21-48	.438	11-20	.550	30	1.7	5	0.3	22-0	53	2.9
John Egan (TOT)	62	824	67-178	.376	42-51	.824	63	1.0	112	1.8	71-0	176	2.8
John Egan (SD)	36	414	27-80	.338	17-23	.739	31	0.9	54	1.5	40-0	71	2.0
ROCKETS	82	19730	3547-8426	.421	2188-2921	.749	4686	57.2	1921	23.4	2128-39	9282	113.2
OPPONENTS	82	19730	3639-8102	.449	2024-2745	.737	4345	53.0	2135	26.0	2141-41	9302	113.4

Date	Opponent	Score	Record	Date	Opponent	Score	Record
Oct. 13	at Chicago	L96-111	0-1	Jan. 1	at L.A. Lakers	W117-106	22-20
14	at Baltimore	L105-123	0-2	2	L.A. Lakers	W109-108 (OT)	23-20
16	at Philadelphia	L119-127	0-3	5	at Chicago	L103-116	23-21
17	at Buffalo	W102-93	1-3	6	at Detroit	L99-100	23-22
20	Phoenix	W115-114	2-3	8	San Francisco	L117-120	23-23
22	Cleveland	W140-110	3-3	9	at San Francisco	L103-109	23-24
24	Philadelphia	W116-111	4-3	15	Baltimore	L117-124	23-25
25	at Phoenix	L98-117	4-4	17	Philadelphia	L105-106	23-26
27	at Milwaukee	L113-126	4-5	19	at New York	L113-117 (OT)	23-27
28	at Cleveland	W110-99	5-5	20	at Boston	L112-142	23-28
29	at New York	L107-114	5-6	22	at Buffalo	L94-101	23-29
31	at Atlanta	W121-117	6-6	23	at Baltimore	L120-127	23-30
Nov. 4	New York	W100-109	6-7	25	Buffalo	W114-106	24-30
6	Baltimore	L118-125	6-8	27	Chicago	L106-111	24-31
7	at San Francisco	L102-114	6-9	29	at Detroit	L104-131	24-32
11	Cincinnati	W127-120	7-9	30	at Cincinnati	L110-116	24-33
13	San Francisco	L102-107	7-10	31	at Atlanta	L120-131	24-34
14	Detroit	W112-101	8-10	Feb. 2	at L.A. Lakers	L105-133	24-35
16	at Portland	W136-118	9-10	3	Milwaukee	L101-108	24-36
18	Milwaukee	L111-117	9-11	5	Cleveland	W116-105	25-36
20	Seattle	W121-106	10-11	6	L.A. Lakers	L108-115	25-37
21	at Seattle	W115-114	11-11	7	at Seattle	W124-107	26-37
24	at Detroit	L104-111	11-12	9	Seattle	W132-115	27-37
25	at Cincinnati	W138-120	12-12	11	San Francisco	W119-111	28-37
27	Atlanta	W128-127	13-12	13	Cincinnati	W120-116	29-37
28	at Phoenix	W117-116	14-12	18	New York	L115-116	29-38
29	at L.A. Lakers	L112-130	14-13	19	at San Francisco	W109-103	30-38
Dec. 1	at Portland	W120-114	15-13	20	Boston	W128-118	31-38
5	L.A. Lakers	W119-116	16-13	23	at New York	W126-109	32-38
6	at Phoenix	L102-108	16-14	24	at Milwaukee	L104-139	32-39
11	Phoenix	W110-104	17-14	Mar. 2	at Philadelphia	W111-103	33-39
12	at Chicago	L98-103	17-15	3	at Boston	L113-128	33-40
13	at Cleveland	W118-95	18-15	5	Seattle	L110-111	33-41
15	at Philadelphia	L98-122	18-16	6	Chicago (Oakland)	L99-105	33-42
16	at Atlanta	L117-128	18-17	7	Portland	W135-121	34-42
18	Detroit	L116-129	18-18	9	Buffalo	W106-96	35-42
19	Portland (Oakland)	W118-108	19-18	11	Boston	W115-91	36-42
20	at Seattle	W110-108	20-18	13	Baltimore	W121-115	37-42
23	Atlanta	W133-102	21-18	17	Detroit	W106-99	38-42
27	Chicago	L101-110	21-19	19	Milwaukee	W111-99	39-42
29	Boston	L108-110	21-20	21	Phoenix	W132-114	40-42

1971-72 Houston Rockets

(34-48, 4th Pacific)

Final Statistics

Player	G-S	Min	FGM-A	Pct.	FTM-A	Pct.	Reb.	Avg.	A	Avg.	PF-D	TP	AVG
Elvin Hayes	82-82	3461	832-1918	.434	399-615	.649	1197	14.6	270	3.3	233-1	2063	25.2
Stu Lantz	81-78	3097	557-1279	.435	387-462	.838	345	4.3	337	4.2	211-2	1501	18.5
Calvin Murphy	82-40	2538	571-1255	.455	349-392	.890	258	3.2	393	4.8	298-6	1491	18.2
Rudy Tomjanovich	78-61	2689	500-1010	.495	172-238	.723	923	11.8	117	1.5	193-2	1172	15.0
Cliff Meely	77-36	1815	315-776	.406	133-197	.675	507	6.6	119	1.6	254-9	763	9.9
Greg Smith (TOT)	82	2256	309-671	.461	111-168	.661	483	5.9	222	2.7	259-4	729	8.9
Greg Smith (HOU)	54-50	1519	212-473	.448	70-110	.636	322	6.0	159	2.9	167-3	494	9.1
Mike Newlin	82-25	1495	256-618	.414	108-144	.750	228	2.8	135	1.7	233-6	620	7.6
Jim Davis	12-1	180	18-54	.333	26-38	.684	44	3.7	5	0.4	18-0	62	5.2
Larry Siegfried	10-8	223	18-46	.391	12-14	.857	10	1.0	20	2.0	21-0	48	4.8
Don Adams	3-1	41	6-19	.316	1-2	.500	8	2.7	3	1.0	7-1	13	4.3
Dick Gibbs	64-4	757	90-265	.340	55-66	.833	140	2.2	51	0.8	127-0	235	3.7
Curtis Perry	25-5	355	38-115	.330	12-24	.500	122	4.9	22	0.9	47-1	88	3.5
John Vallely (TOT)	49	366	69-171	.404	30-45	.667	32	0.7	37	0.8	50-0	168	3.4
John Vallely (HOU)	40-1	256	49-128	.383	17-25	.680	21	0.5	28	0.7	37-0	115	2.9
John Egan	38-0	437	42-104	.404	26-32	.813	26	0.7	51	1.3	55-0	110	2.9
M. McLemore (TOT)	27	246	28-71	.394	20-24	.833	73	2.7	22	0.8	33-1	76	2.8
M. McLemore (HOU)	17-0	147	19-43	.442	9-12	.750	39	2.3	10	0.6	15-1	47	2.8
Dick Cunningham	63-5	720	67-174	.385	37-53	.698	243	3.9	57	0.9	76-0	171	2.7
ROCKETS	82	19730	3590-8277	.434	1813-2424	.748	4433	54.1	1777	21.7	1992-32	8993	109.7
OPPONENTS	82	19730	3542-7817	.453	2037-2737	.744	4298	52.4	1945	23.7	1944-19	9121	111.2

Date	Opponent	Score	Record	Date	Opponent	Score	Record
Oct. 14	Philadelphia (Astrohall)	L94-105	0-1	5	Boston (Hofheinz)	L105-113	15-27
16	at Phoenix	L108-128	0-2	9	Golden State (Hofheinz)	L112-113	15-28
17	Detroit (San Antonio)	L99-112	0-3	11	at Seattle	L126-141	15-29
20	Chicago (Waco)	L110-125	0-4	15	Cleveland (Hofheinz)	W112-109	16-29
22	at Seattle	L91-110	0-5	16	New York (Hofheinz)	L108-109	16-30
24	L.A. Lakers (Astrodome)	L103-113	0-6	20	at Cincinnati	W104-87	17-30
26	at Detroit	W104-103	1-6	21	at Boston	L105-110	17-31
27	at Boston	L97-108	1-7	22	at Chicago	L108-115	17-32
28	at New York	L94-112	1-8	23	at Detroit	W109-107	18-32
31	Buffalo (Astrohall)	W102-87	2-8	25	Portland (Astrodome)	W118-104	19-32
Nov. 3	New York (Astrodome)	L98-117	2-9	26	Chicago (San Antonio)	L108-117	19-33
4	Portland (Astrohall)	L110-112	2-10	28	at L.A. Lakers	L105-118	19-34
7	Baltimore (Astrohall)	L106-109	2-11	Feb. 2	Seattle (San Antonio)	W111-88	20-34
9	at Golden State	L99-115	2-12	4	at Portland	L113-114	20-35
10	Boston (Astrodome)	L103-142	2-13	5	Milwaukee (Hofheinz)	L112-119	20-36
12	at Milwaukee	L102-111	2-14	6	Atlanta (Hofheinz)	W120-113	21-36
13	at Chicago	L102-111	2-15	8	Seattle (Portland)	L119-127	21-37
16	at Baltimore	L107-110	2-16	11	Baltimore (Hofheinz)	W116-95	22-37
17	at Philadelphia	W118-112	3-16	13	Cincinnati (Hofheinz)	W112-111	23-37
19	at L.A. Lakers	L99-106	3-17	14	at Philadelphia	W130-116	24-37
21	Golden State (San Diego)	W115-96	4-17	15	at Baltimore	L98-113	24-38
24	Philadelphia (Astrohall)	W109-108	5-17	16	at New York	L100-110	24-39
28	Phoenix (Astrohall)	L110-116	5-18	18	at Buffalo	W108-96	25-39
30	at Buffalo	W115-101	6-18	23	L.A. Lakers (Waco)	W115-110	26-39
Dec. 1	at Cleveland	L106-116	6-19	26	Detroit (Hofheinz)	W122-106	27-39
3	at Detroit	L112-113	6-20	27	Golden State (Hofheinz)	L104-117	27-40
4	at Boston	L107-117	6-21	Mar. 1	Cincinnati (El Paso)	W108-96	28-40
8	L.A. Lakers (Astrodome)	L120-125	6-22	3	Golden State (San Diego)	L107-108	28-41
10	Atlanta (Astrodome)	W95-88	7-22	4	Cleveland (Hofheinz)	L123-130	28-42
11	at Phoenix	W111-110	8-22	5	Chicago (Hofheinz)	L97-128	28-43
12	Seattle (Hofheinz)	W100-98	9-22	9	Portland (Seattle)	W114-111	29-43
14	at Milwaukee	L98-106	9-23	10	Golden State (Hofheinz)	L116-119	29-44
15	at Atlanta	W117-115 (OT)	10-23	11	Buffalo (Hofheinz)	W121-100	30-44
17	at Chicago	W109-98	11-23	12	Philadelphia (Hofheinz)	W123-112	31-44
18	at Cincinnati	W126-116	12-23	16	New York (Astrodome)	L102-103	31-45
21	at Portland	W132-119	13-23	18	Milwaukee (Astrodome)	L116-120 (OT)	31-46
26	at L.A. Lakers	L115-137	13-24	21	at Milwaukee	L94-111	31-47
29	Phoenix (Hofheinz)	L106-124	13-25	22	at Atlanta	L106-107	31-48
30	Atlanta (Hofheinz)	W129-115	14-25	24	at Cleveland	W127-119	32-48
Jan. 2	Detroit (Hofheinz)	L107-109	14-26	25	at Baltimore	W106-85	33-48
4	Seattle (Hofheinz)	W119-110	15-26	26	Portland (Hofheinz)	W131-109	34-48

1972-73 Houston Rockets

(33-49, 3rd Central)

Final Statistics

Player	G-S	Min	FGM-A	Pct.	FTM-A	Pct.	Reb.	Avg.	A	Avg.	PF-D	TP	AVG
Rudy Tomjanovich	81-85	2972	655-1371	.478	205-335	.746	938	11.6	178	2.2	225-1	1560	19.3
Jack Marin	81-81	3019	624-1334	.468	248-292	.849	499	6.2	291	3.6	247.4	1496	18.5
Jimmy Walker	81-81	3079	605-1301	.465	244-276	.884	268	3.3	442	5.5	207-0	1454	18.0
Mike Newlin	82-70	2658	534-1206	.443	327-369	.886	340	4.2	409	5.0	301-5	1395	17.0
Calvin Murphy	77-13	1697	381-820	.465	239-269	.888	149	1.9	262	3.4	211-3	1001	13.0
Otto Moore	82-68	2712	418-859	.487	127-211	.602	868	10.6	167	2.0	239.4	963	11.7
Don Smith	48-13	900	149-375	.397	119-162	.735	304	6.3	53	1.1	108-2	417	8.7
Cliff Meely	82-19	1694	268-657	.408	92-137	.672	496	6.1	91	1.1	263-6	628	7.7
Paul McCracken	24-0	305	44-89	.494	23-39	.590	51	2.1	17	0.9	32-0	111	6
O'Slan McKenzie (TOT)	33-0	294	48-119	.403	30-37	.811	55	1.7	23	0.7	43-1	126	3.8
Stan McKenzie (HOU)	26-0	187	35-83	.422	16-21	.762	34	1.3	15	0.6	28-0	86	3.3
Greg Smith	4-0	41	5-16	.313	0-0	.000	8	2.0	5	1.3	8-0	10	2.5
George Johnson	19-0	169	20-39	.513	3-4	.750	45	2.4	3	0.2	33-0	43	2.3
Eric McWilliams	44-0	245	34-98	.347	18-37	.486	60	1.4	5	0.1	46-0	86	2.0
Dick Gibbs	1-0	2	0-1	.000	0-0	.000	0	0.0	1	1.0	1-0	0	0.0
ROCKETS	82	19680	3772-8249	.457	1706-2152	.793	4060	49.5	1939	23.7	1949-25	9250	112.8
OPPONENTS	82	19680	3824-8119	.471	1744-2290	.762	4338	52.9	2104	25.7	1902-22	9302	114.5

Date	Opponent	Score	Record	Date	Opponent	Score	Record
Oct. 13	at Cleveland	W109-108	1-0	10	at Boston	L107-128	17-25
14	at Buffalo	W121-113	2-0	12	New York	L103-104	17-26
17	at New York	L95-103	2-1	13	Cleveland	L115-123	17-27
20	Atlanta	W120-108	3-1	17	Golden State (San Antonio)	L117-123	17-28
21	Chicago	L97-130	3-2	19	Cleveland	L104-108	17-29
25	L.A. Lakers (San Antonio)	L107-112	3-3	20	Portland	L115-130	17-30
27	Detroit	W130-118	4-3	21	New York	W107-103	18-30
31	at Atlanta	W106-105	5-3	25	Milwaukee (Madison)	W129-125	19-30
Nov. 1	at Philadelphia	W108-104	6-3	26	at Boston	L126-139	19-31
3	Atlanta	L108-114	6-4	28	Atlanta	W116-108	20-31
4	Detroit (San Antonio)	W118-108	7-4	30	at Portland	W123-120	21-31
7	at L.A. Lakers	L109-122	7-5	31	at Seattle	L109-118	21-32
10	at Phoenix	L109-115	7-6	Feb. 2	at L.A. Lakers	L109-126	21-33
11	Philadelphia (San Antonio)	L112-114	7-7	3	at Phoenix	L123-132	21-34
14	at Baltimore	L103-104	7-8	4	Buffalo (San Antonio)	W130-118	22-34
16	at New York	L100-119	7-9	6	Philadelphia (San Antonio)	W123-117	23-34
18	at Kansas City	L117-127	7-10	9	Kansas City	L116-121	23-35
21	at Chicago	L105-113	7-11	10	at Atlanta	L91-103	23-36
22	Golden State	W132-104	8-11	13	at Kansas City	L118-132	23-37
25	Seattle	L114-109	9-11	16	at Milwaukee	L103-105	23-38
28	Baltimore (San Antonio)	W90-108	9-12	17	Phoenix	W127-111	24-38
29	Baltimore (San Antonio)	W102-94	10-12	18	Chicago	L99-110	24-39
Dec. 1	at Baltimore	L96-103	10-13	21	Seattle (San Antonio)	W139-107	25-39
2	Kansas City-Omaha	L109-114	10-14	23	Philadelphia (Hershey)	W138-116	26-39
5	at Golden State	L101-108	10-15	25	at Detroit	L112-129	26-40
8	Portland	W114-108	11-15	27	at Buffalo	W112-105	27-40
12	at Buffalo	L94-95	11-16	Mar. 3	at Atlanta	L125-136	27-41
15	at Baltimore	L91-94	11-17	4	Milwaukee	L101-116	27-42
16	at Detroit	W123-112	12-17	7	Cleveland (San Antonio)	L100-118	27-43
17	at Cleveland	W110-109	13-17	9	Baltimore	L104-109	27-44
20	New York (San Antonio)	L102-124	13-18	10	Cleveland	W131-116	28-44
22	Philadelphia	W116-103	14-18	11	Atlanta	W129-118	29-44
26	Phoenix	W113-110	15-18	15	at Golden State	L125-141	29-45
27	L.A. Lakers	W136-104	16-18	16	at Portland	L128-141	29-46
29	Milwaukee	L101-114	16-19	18	at Seattle	L112-121	29-47
Jan. 2	Boston	L110-130	16-20	20	Boston (Providence)	L89-94	29-48
3	Boston	W123-112	17-20	21	at Baltimore	W118-110	30-48
4	at Chicago	L97-111	17-21	23	at Philadelphia	W132-112	31-48
6	at New York	L106-116	17-22	25	Boston	L121-125	31-49
7	at Cleveland	L97-102	17-23	27	Buffalo (San Antonio)	W121-111	32-49
9	at Atlanta	L114-120	17-24	28	Buffalo (San Antonio)	W138-122	33-49

1973-74 Houston Rockets

(32-50, 3rd Central)

Final Statistics

Player	G-S	Min	FGM-A	Pct.	FTM-A	Pct.	Rebounds				PF-D	S	B	TP	Avg.
							O-D-Tot	Avg.	A	Avg.					
Rudy Tomjanovich	80-80	3227	788-1470	536	385-454	848	230-487-717	9.0	250	3.1	230-0	89	66	1961	24.5
Calvin Murphy	81-79	2922	671-1285	522	310-357	868	51-137-188	2.3	603	7.4	310-8	157	4	1652	20.4
Mike Newlin	76-70	2591	510-1139	448	380-444	856	77-185-262	3.5	363	4.8	259-5	87	9	1400	18.4
Don Smith	79-63	2459	336-732	459	193-240	804	259-664-923	11.7	166	2.1	227-3	80	104	865	10.9
Jack Marin	47-10	1102	210-443	474	82-98	837	29-77-106	2.3	121	2.6	120-2	23	8	502	10.7
Cliff Meely	77-31	1754	330-773	427	90-140	643	103-336-439	5.7	124	1.6	234-5	53	77	750	9.7
Ed Ratleff	81-8	1773	254-585	434	103-129	798	93-193-286	3.5	181	2.2	182-2	90	27	611	7.5
Matt Guokas	39-27	1007	93-203	458	21-28	750	17-43-60	1.5	133	3.4	73-1	27	14	207	5.3
E.C. Coleman	58-28	1075	128-250	512	47-74	635	81-171-252	4.4	76	1.3	162-4	37	20	303	5.2
Otto Moore	13-7	313	32-69	464	4-8	500	20-64-84	6.5	18	1.4	37-2	10	18	68	5.2
Dave Wohl (TOT)	67	1055	121-277	437	75-102	735	11-35-46	0.7	236	3.5	136-3	76	2	317	4.7
Dave Wohl (HOU)	26-0	449	61-127	480	33-42	786	4-13-17	0.7	109	4.2	64-2	43	1	155	6.0
Jimmy Walker	6-0	38	7-12	583	0-1	000	0-2-2	0.7	4	1.3	4-0	0	0	14	4.7
Ron Riley (TOT)	48	591	81-202	401	24-38	632	48-129-177	3.7	37	0.8	95-0	18	24	186	3.9
Ron Riley (HOU)	36-5	421	57-145	393	10-14	714	35-86-121	3.4	29	0.8	68-0	15	22	124	3.4
Kevin Kunnert (TOT)	64	701	105-215	488	21-33	636	83-134-217	3.4	43	0.7	151-10	10	54	231	3.6
Kevin Kunnert (HOU)	25-0	361	56-114	491	10-17	588	40-71-111	4.4	18	0.7	68-1	5	29	122	4.9
George Johnson	26-2	238	23-51	451	8-17	471	20-41-61	2.4	9	0.4	46-1	8	8	54	2.1
Stan McKenzie	11-0	112	7-24	292	6-8	750	3-13-16	1.5	6	0.6	17-0	3	0	20	1.8
Paul McCracken	4-0	13	1-4	250	0-0	000	1-5-6	1.5	2	0.5	3-0	0	0	2	0.5
ROCKETS	82	19855	3564-7426	480	1682-2071	812	1063-2588-3651	44.5	2212	27.0	2104-36	727	407	8810	107.4
OPPONENTS	82	19855	3551-7433	478	1719-2337	736	1162-2619-3781	46.1	2122	25.9	1994-29	707	375	8821	107.6

Date	Opponent	Score	Record	Date	Opponent	Score	Record
Oct. 9	at Buffalo	L105-107 (OT)	0-1	5	at Golden State	L106-108	14-28
10	at Philadelphia	W104-88	1-1	6	at Seattle	L90-91	14-29
12	at Cleveland	W106-99	2-1	8	Golden State	L92-104	14-30
13	at New York	W86-85	3-1	9	at Phoenix	L101-105	14-31
16	Philadelphia	L101-106	3-2	11	at Buffalo	L99-117	14-32
20	Detroit	L104-107	3-3	13	Buffalo (Toronto)	W121-112	15-32
23	L.A. Lakers	L98-107	3-4	18	New York	W96-90	16-32
24	at Boston	W132-117	4-4	20	at Capital	L105-111	16-33
26	at Chicago	L113-121	4-5	22	at New York	W108-93	17-33
27	Chicago	L92-102	4-6	23	at Atlanta	W115-104	18-33
31	New York	L91-102	4-7	25	at Detroit	L89-93	18-34
Nov. 2	Atlanta	L123-125	4-8	27	Buffalo	L108-122	18-35
4	at L.A. Lakers	L93-106	4-9	29	Seattle	L107-115	18-36
7	Capital	L97-111	4-10	31	Golden State	L108-109	18-37
9	at Cleveland	L106-111	4-11	Feb. 2	at Atlanta	L107-117	18-38
13	Philadelphia	W97-83	5-11	3	Atlanta	W123-112	19-38
14	at Kansas City	L116-118 (OT)	5-12	5	L.A. Lakers	W116-112 (OT)	20-38
17	Portland	L87-96	5-13	8	Cleveland	W120-106	21-38
22	Cleveland	L96-104	5-14	10	at Portland	W112-106	22-38
23	Cleveland	L83-85	5-15	12	at L.A. Lakers	W129-119	23-38
27	Phoenix	W125-111	6-15	14	at Phoenix	L99-107	23-39
28	at New York	W114-106	7-15	17	Buffalo	L118-135	23-40
30	Detroit	W110-95	8-15	20	Philadelphia	W115-98	24-40
Dec. 1	at Philadelphia	L106-108 (OT)	8-16	22	Milwaukee	L113-122	24-41
2	at Cleveland	W130-104	9-16	24	Portland	W133-115	25-41
4	at Milwaukee	L109-124	9-17	26	Kansas City-Omaha	W118-101	26-41
5	Capital	W119-99	10-17	Mar. 1	Phoenix	W117-111	27-41
9	at Seattle	W110-107	11-17	2	at Atlanta	L122-129	27-42
11	at Golden State	L107-114	11-18	3	Milwaukee (Madison)	L106-112 (OT)	27-43
14	Boston	L106-114	11-19	6	Chicago	L93-105	27-44
15	at Chicago	L100-104	11-20	8	Boston	W113-106	28-44
17	New York	L97-109	11-21	10	Cleveland	W113-108	29-44
19	Seattle	L118-124 (OT)	11-22	13	Capital	W117-93	30-44
21	Atlanta	L110-124	11-23	15	Capital	W114-105	31-44
22	at Capital	L89-98	11-24	17	at Kansas City-Omaha	L114-125	31-45
23	at Cleveland	L91-99	11-25	19	Boston	L107-110	31-46
26	Kansas City-Omaha	W110-95	12-25	20	at Detroit	L99-103	31-47
28	Milwaukee	L111-127	12-26	22	at Capital	L95-109	31-48
29	at Atlanta	L110-114	12-27	23	Boston (Providence)	L105-108	31-49
Jan. 2	at Philadelphia	W101-99	13-27	24	at Boston	L106-109 (OT)	31-50
4	at Portland	W119-113	14-27	26	Buffalo	W119-96	32-50

1974-75 Houston Rockets

(41-41, 2nd Central)

Final Statistics

Player	G-S	Min	FGM-A	Pct.	FTM-A	Pct.	Rebounds			PF-D	S	B	TP	Avg.	
							O-D-Tot	Avg.	A						
Rudy Tomjanovich	81-81	3134	694-1323	.525	289-366	.790	184-429-613	7.6	236	2.9	230-1	76	24	1677	20.7
Calvin Murphy	78-52	2513	557-1152	.484	341-386	.883	52-121-173	2.2	381	4.9	281-8	128	4	1455	18.7
Mike Newlin	79-70	2709	436-905	.482	265-305	.869	55-205-260	3.3	403	5.1	288-4	111	7	1137	14.4
Ed Ratleff	80-48	2563	392-851	.461	157-190	.826	185-274-459	5.7	259	3.2	231-5	146	51	941	11.8
Kevin Kunnert	75-34	1801	346-676	.512	116-169	.686	214-417-631	8.4	108	1.4	223-2	34	84	808	10.8
Zaid Abdul-Aziz	65-33	1450	235-538	.437	159-203	.783	154-334-488	7.5	84	1.3	128-1	37	74	629	9.7
Cliff Meely	48-5	753	156-349	.447	68-94	.723	55-109-164	3.4	45	0.9	117-4	21	21	380	7.9
Dave Wohl	75-39	1722	203-462	.439	79-106	.745	26-86-112	1.5	340	4.5	184-1	75	9	485	6.5
Ron Riley	77-33	1578	196-470	.417	71-97	.732	137-243-260	4.9	130	1.7	197-3	56	22	463	6.0
Steve Hawes	55-15	897	140-279	.502	45-55	.818	80-195-275	5.0	88	1.6	99-1	36	36	325	5.9
Owen Wells	33-0	214	42-100	.420	15-22	.682	12-23-35	1.1	22	0.7	38-0	9	3	99	3.0
Gus Bailey	47-0	446	51-126	.405	20-41	.488	23-59-82	1.8	59	1.3	52-0	17	16	122	2.6
ROCKETS	82	19780	3448-7231	.477	1625-2034	.799	1177-2495-3672	44.8	2155	26.3	2068-30	746	351	8521	103.9
OPPONENTS	82	19780	3429-7127	.481	1576-2127	.741	1036-2380-3416	41.7	2024	24.7	2063-37	750	308	8434	102.9

Date	Opponent	Score	Record	Date	Opponent	Score	Record
Oct. 18	at Milwaukee	W106-101	1-0	17	Portland	L106-127	20-22
19	at Atlanta	L112-118	1-1	18	Boston (Hartford)	L101-123	20-23
22	at New York	L100-110	1-2	21	Boston	L102-113	20-24
23	at Washington	L95-99	1-3	23	at Atlanta	W96-95	21-24
25	Philadelphia	W110-86	2-3	24	Milwaukee	W95-91	22-24
30	at New Orleans	W113-100	3-3	26	at Washington	L90-118	22-25
31	Washington	W95-92	4-3	28	L.A. Lakers	W104-89	23-25
Nov. 2	Kansas City-Omaha	W120-97	5-3	30	Detroit	W103-88	24-25
5	New York	L93-106	5-4	1	at New York	W95-93	25-25
7	Milwaukee	W103-93	6-4	2	at Philadelphia	L77-90	25-26
9	Phoenix	L96-101	6-5	4	Golden State	L105-107	25-27
12	at Kansas City-Omaha	W103-99	7-5	5	at New Orleans	W124-97	26-27
14	Chicago	W105-96	8-5	7	Atlanta	W105-97	27-27
16	Detroit	W118-98	9-5	9	at Portland	W102-92	28-27
19	Cleveland	W94-85	10-5	11	at Golden State	W112-108 (OT)	29-27
22	at L.A. Lakers	L83-89	10-6	12	at Seattle	L103-104	29-28
24	at Seattle	W124-109	11-6	14	New Orleans	L112-124	29-29
26	at Golden State	L124-144	11-7	16	at Cleveland	L95-100	29-30
27	at Portland	L97-111	11-8	18	Portland	W107-83	30-30
29	Atlanta	L91-96	11-9	21	Philadelphia	W103-85	31-30
30	at Phoenix	L100-112	11-10	23	at New Orleans	L99-108	31-31
Dec. 3	at Cleveland	L91-97	11-11	25	Cleveland	W114-87	32-31
4	at Detroit	L69-88	11-12	28	Chicago	W102-87	33-31
6	Boston	L114-120 (OT)	11-13	Mar. 1	New Orleans	W121-109	34-31
10	Golden State	W111-97	12-13	2	Phoenix	W110-104	35-31
11	at Philadelphia	L96-103	12-14	7	Cleveland	W93-86	36-31
12	Buffalo (Toronto)	L113-124	12-15	8	at Phoenix	W112-107	37-31
14	Kansas City-Omaha	W123-84	13-15	9	at L.A. Lakers	L95-116	37-32
17	New Orleans	W109-83	14-15	11	Seattle	L117-122 (OT)	37-33
20	Washington	W116-91	15-15	12	at Washington	L88-117	37-34
21	at Atlanta	W101-96	16-15	14	New York	L94-103	37-35
26	Atlanta	W114-86	17-15	16	at Boston	L94-99	37-36
28	Buffalo	W125-117	18-15	18	Buffalo	W122-115	38-36
30	L.A. Lakers	W120-107	19-15	21	at Detroit	L110-121	38-37
Jan. 3	at Cleveland	L83-95	19-16	22	at Buffalo	L112-117	38-38
4	at Milwaukee	L89-93	19-17	23	at Cleveland	L95-101	38-39
5	at Kansas City	W115-106	20-17	25	at Chicago	L94-112	38-40
7	at Chicago	L97-106	20-18	28	Cleveland	W112-105	39-40
9	Washington	L94-102	20-19	29	New Orleans	W107-105	40-40
10	at New Orleans	L108-111	20-20	Apr. 1	Atlanta	W113-104	41-40
16	Seattle	L125-127 (OT)	20-21	2	at Washington	L85-112	41-41

1975-76 Houston Rockets

(40-42, 3rd Central)

Final Statistics

Player	G-S	Min	FGM-A	Pct.	FTM-A	Pct.	Rebounds		Avg.	A	Avg.	PF-D	S	B	TP	Avg.
							O-D-Tot	Avg.								
Calvin Murphy	82-82	2995	675-1369	.493	372-410	.907	52-157-209	2.6	596	7.3	294-3	151	6	1722	21.0	
Mike Newlin	82-82	3065	569-1123	.507	385-445	.865	72-264-336	4.1	457	5.6	263-5	106	5	1523	18.6	
Rudy Tomjanovich	79-79	2912	622-1202	.517	221-288	.767	167-499-666	8.4	188	2.4	206-1	42	19	1465	18.5	
Kevin Kunnert	80-80	2335	465-954	.487	102-156	.654	267-520-787	9.8	155	1.9	315-14	57	105	1032	12.9	
Ed Ratleff	72-66	2401	314-647	.485	168-206	.816	107-272-379	5.3	260	3.6	234-4	114	37	796	11.1	
Joe Meriweather	81-4	2042	338-684	.494	154-239	.644	163-353-516	6.4	82	1.0	219-4	36	120	830	10.2	
John Johnson (TOT)	76	1697	316-697	.453	120-155	.774	94-238-332	4.4	217	2.9	194-1	57	36	752	9.9	
John Johnson (HOU)	67-1	1485	275-609	.452	97-128	.758	81-211-292	4.4	163	2.4	163-0	50	28	647	9.7	
Cliff Meely	14-0	174	32-81	.395	9-16	.563	12-40-52	3.7	10	0.7	31-1	9	4	73	5.2	
Ron Riley	65-16	1049	115-280	.411	38-56	.679	91-213-304	4.7	75	1.2	137-1	32	21	268	4.1	
Dave Wohl	50-0	700	66-163	.405	38-49	.776	9-47-56	1.1	112	2.2	112-2	26	1	170	3.4	
Rudy White	32-0	284	42-102	.412	18-25	.720	13-25-38	1.2	30	0.9	32-0	19	5	102	3.2	
Gus Bailey	30-0	262	28-77	.364	14-28	.500	20-30-50	1.7	41	1.4	33-1	14	8	70	2.3	
Steve Hawes	6-0	51	5-13	.385	0-0	.000	5-13-18	3.0	10	1.7	6-0	0	0	10	1.7	
ROCKETS	82	19755	3546-7304	.485	1616-2046	.790	1059-2644-3703	45.2	2213	27.0	2045-36	656	359	8708	106.2	
OPPONENTS	82	19755	3603-7551	.477	1568-2072	.757	1116-2473-3589	43.8	2028	24.7	2050-23	684	311	8774	107.0	

Date	Opponent	Score	Record	Date	Opponent	Score	Record
Oct. 24	at Boston	L94-109	0-1	24	Seattle	W110-103	20-22
28	at Buffalo	L108-124	0-2	27	Philadelphia	W127-116	21-22
31	at Detroit	L127-131	0-3	28	Cleveland	W108-93	22-22
Nov. 2	Milwaukee	W104-89	1-3	29	at Kansas City	L86-119	22-23
4	New York	W119-106	2-3	31	at New York	W130-114	23-23
8	Cleveland	W116-112	3-3	Feb. 5	New Orleans	L111-114	23-24
12	Buffalo	L80-93	3-4	7	Chicago	W89-87	24-24
13	at New York	L102-108	3-5	9	Kansas City	W105-86	25-24
15	New Orleans	W103-101	4-5	11	Boston	W115-103	26-24
18	at Cleveland	W95-91	5-5	13	at Philadelphia	L109-134	26-25
19	L.A. Lakers	L110-118	5-6	14	at Washington	L89-108	26-26
21	at Phoenix	L92-107	5-7	15	at Milwaukee	L105-113	26-27
23	at L.A. Lakers	L99-110	5-8	18	L.A. Lakers	W114-98	27-27
25	at Washington	W100-89	6-8	20	Milwaukee	W110-108	28-27
26	Washington	W97-85	7-8	21	Phoenix	L108-110 (OT)	28-28
29	Philadelphia	W99-98	8-8	22	at Cleveland	L103-107	28-29
Dec. 2	at Chicago	W91-77	9-8	23	Cleveland	W117-114	29-29
3	Seattle	W107-101	10-8	25	at Boston	L102-103	29-30
5	at Detroit	L91-102	10-9	27	at Buffalo	W113-107	30-30
6	Detroit	W105-96	11-9	29	at Washington	L108-110	30-31
10	Phoenix	L91-105	11-10	Mar. 3	at New Orleans	W133-105	31-31
13	Boston	L120-137	11-11	4	Washington	L106-113	31-32
16	at Kansas City	W111-100	12-11	6	Atlanta	W101-97	32-32
17	at Buffalo	L85-88	12-12	7	at Atlanta	L106-123	32-33
19	Atlanta	W113-107	13-12	10	Portland	W113-110	33-33
20	at Atlanta	L108-123	13-13	12	Buffalo	W113-100	34-33
23	Chicago	W103-94	14-13	13	Golden State	L97-111	34-34
25	at New Orleans	L99-101	14-14	16	New York	W116-111	35-34
27	at Golden State	W113-110	15-14	17	Atlanta	W124-112	36-34
28	at Seattle	L106-116	15-15	19	at Portland	L105-111	36-35
Jan. 1	at Portland	W110-107	16-15	21	at Seattle	L107-117	36-36
3	at Milwaukee	L101-126	16-16	23	at L.A. Lakers	L106-125	36-37
5	at Chicago	L97-98	16-17	25	at Golden State	W123-104	37-37
7	Kansas City	L106-108	16-18	27	Philadelphia	W109-95	38-37
8	at Atlanta	W115-106	17-18	30	at Cleveland	L86-95	38-38
10	Portland	W105-94	18-18	Apr. 2	at Boston	L115-119	38-39
14	New York	L103-107 (OT)	18-19	5	at Philadelphia	L129-130 (OT)	38-40
16	Golden State	L103-128	18-20	7	Washington	L105-115	38-41
17	New Orleans	L97-103	18-21	9	at New Orleans	L88-99	38-42
19	Washington	W115-96	19-21	10	Detroit	W110-99	39-42
23	at Phoenix	L115-124	19-22	11	at Atlanta	W122-111	40-42

1976-77 Houston Rockets

(49-33, 1st Central)

Final Statistics

Player	G-S	Min	FGM-A	Pct.	FTM-A	Pct.	Rebounds			PF-D	S	B	TP	Avg.	
							O-D-Tot	Avg.	A						
Rudy Tomjanovich	81-80	3130	733-1437	.510	287-342	.839	172-512-684	8.4	172	2.1	198-1	57	27	1753	21.6
Calvin Murphy	82-80	2764	596-1216	.490	272-307	.886	54-118-172	2.1	386	4.7	281-6	144	8	1464	17.9
Moses Malone (TOT)	82-71	2506	389-810	.480	305-440	.693	437-635-1072	13.1	89	1.1	275-3	67	181	1083	13.2
Moses Malone (HOU)	80-71	2500	389-810	.480	305-440	.693	437-634-1071	13.4	89	1.1	274-3	67	181	1083	13.5
Mike Newlin	82-34	2119	387-850	.455	269-304	.885	53-151-204	2.5	320	3.9	226-2	60	3	1043	12.7
John Lucas	82-56	2531	388-814	.477	135-171	.789	55-164-219	2.7	463	5.7	174-0	125	19	911	11.1
Kevin Kunnert	81-56	2050	333-685	.486	93-126	.738	210-459-669	8.3	154	1.9	361-17	35	105	759	9.4
John Johnson	79-24	1738	319-696	.458	94-132	.712	75-191-266	3.4	163	2.1	199-1	47	24	732	9.3
Dwight Jones	74-10	1239	167-338	.494	101-126	.802	98-186-284	3.8	48	0.7	175-1	38	19	435	5.9
Ed Ratleff	37-2	533	70-161	.435	26-42	.619	24-53-77	2.1	43	1.2	45-0	20	6	166	4.5
Tom Owens	46-1	462	68-135	.504	52-76	.684	47-95-142	3.1	18	0.4	96-2	4	13	188	4.1
Rudy White	46-0	368	47-106	.443	15-25	.600	13-28-41	0.9	35	0.8	39-0	11	1	109	2.4
Eugene Kennedy	32-1	277	31-58	.534	3-8	.375	14-37-51	1.6	6	0.2	45-1	7	5	65	2.0
Dave Wohl	14-0	62	7-17	.412	4-4	1.000	1-4-5	0.4	15	1.1	18-1	0	0	18	1.3
Phil Hicks	2-0	7	0-2	.000	0-0	.000	1-0-1	0.5	1	0.5	1-0	1	0	0	0.0
ROCKETS	82	19780	3535-7325	.483	1656-2103	.787	1254-2632-3886	47.4	1913	23.3	2132-35	616	411	8726	106.4
OPPONENTS	82	19780	3424-7356	.465	1746-2252	.775	1121-2232-3353	40.9	1883	23.0	1978-27	547	350	8594	104.8

Date	Opponent	Score	Record	Date	Opponent	Score	Record
Oct. 21	at Atlanta	W120-104	1-0	21	at Detroit	L86-109	23-19
23	Phoenix	W129-126	2-0	22	Portland	W110-107	24-19
27	Philadelphia	L94-116	2-1	27	Detroit	W114-107	25-19
30	Washington	W105-92	3-1	28	Atlanta	W118-104	26-19
Nov. 3	Boston	W117-111 (OT)	4-1	29	at Atlanta	L97-101	26-20
5	at New Jersey	L91-95	4-2	Feb. 3	at New York	L90-108	26-21
6	at Buffalo	L102-117	4-3	5	New York	W105-103	27-21
9	at Chicago	W111-92	5-3	6	at New Orleans	L90-99	27-22
10	Seattle	W99-97	6-3	8	Cleveland	W97-81	28-22
12	at Milwaukee	L99-111	6-4	9	Chicago	W108-103	29-22
13	New Jersey	L110-114	6-5	11	San Antonio	L104-107	29-23
17	Buffalo	W120-114 (OT)	7-5	16	Seattle	W124-95	30-23
20	Kansas City	W127-126 (OT)	8-5	17	at San Antonio	W113-99	31-23
24	Golden State	W113-107 (OT)	9-5	19	at Kansas City	L109-115	31-24
26	at New Orleans	W105-99	10-5	22	at Denver	L106-118	31-25
27	San Antonio	W125-116	11-5	24	at Phoenix	W109-106	32-25
Dec. 1	Detroit	W110-104	12-5	25	at Portland	W123-106	33-25
2	Milwaukee	W137-110	13-5	27	at L.A. Lakers	L101-106	33-26
4	Indiana	W120-108	14-5	Mar. 2	L.A. Lakers	W120-113	34-26
8	at Phoenix	L95-116	14-6	5	Milwaukee	W119-106	35-26
10	at L.A. Lakers	L99-109	14-7	6	at New Jersey	W99-91	36-26
11	at Golden State	L112-124	14-8	7	at Buffalo	W128-107	37-26
12	at Seattle	W96-92	15-8	9	Phoenix	W105-100	38-26
14	at Portland	L84-104	15-9	11	at Indiana	W124-109	39-26
16	Atlanta	W118-107	16-9	12	New Orleans	W120-104	40-26
18	New Orleans	L106-110	16-10	16	New Jersey	W100-86	41-26
22	Washington	W111-90	17-10	17	at Cleveland	W88-87	42-26
26	at Indiana	W93-79	18-10	18	at Philadelphia	L104-124	42-27
28	at New York	L99-111	18-11	19	Buffalo	W110-104	43-27
29	Philadelphia	W93-91	19-11	22	Indiana	W106-99	44-27
Jan. 1	at Washington	L89-104	19-12	23	Portland	W109-104	45-27
2	at Cleveland	L80-104	19-13	24	at San Antonio	L112-118	45-28
5	New York	W108-107	20-13	26	Kansas City	W107-97	46-28
7	Denver	L107-117	20-14	27	at Detroit	L100-115	46-29
8	at Kansas City	L94-106	20-15	29	at Golden State	L92-109	46-30
11	Boston (Hartford)	L101-105	20-16	30	at Seattle	L105-111	46-31
12	at Philadelphia	L97-102	20-17	Apr. 1	at Washington	W91-85	47-31
14	at Milwaukee	W111-84	21-17	2	Cleveland	W106-93	48-31
15	L.A. Lakers	W122-116	22-17	6	at Boston	W104-93	49-31
18	Chicago	W103-85	23-17	8	at Chicago	L109-113	49-32
19	Boston	L102-112	23-18	9	Denver	L110-118	49-33

1977-78 Houston Rockets

(28-54, 6th Central)

Final Statistics

Player	G-S	Min	FGM-A	Pct.	FTM-A	Pct.	Rebounds		Avg.	A	Avg.	PF-D	S	TO	B	TP	Avg.
							O-D-Tot	Avg.									
Calvin Murphy	76-72	2900	852-1737	.491	245-267	.918	57-107-164	2.2	259	3.4	241-4	112	173	3	1949	25.6	
Rudy Tomjanovich	23-23	849	217-447	.485	61-81	.753	40-98-138	6.0	32	1.4	63-0	15	38	5	495	21.5	
Moses Malone	59-59	2107	413-828	.499	318-443	.718	380-506-886	15.0	31	0.5	179-3	48	220	76	1144	19.4	
Mike Newlin	45-12	1181	216-495	.436	152-174	.874	36-84-120	2.7	20.3	4.5	128-1	52	120	9	584	13.0	
John Lucas	82-82	2933	412-947	.435	193-250	.772	51-204-255	3.1	768	9.4	208-1	160	213	9	1017	12.4	
Dwight Jones	82-50	2476	346-777	.445	181-233	.777	215-426-641	7.8	109	1.3	265-2	77	165	39	873	10.6	
Kevin Kunnert	80-44	2152	368-842	.437	93-135	.689	262-431-693	8.7	97	1.2	315-13	44	141	90	829	10.4	
Robert Reid	80-55	1849	261-574	.455	63-96	.666	111-248-359	4.5	121	1.5	277-8	67	81	51	585	7.3	
Alonzo Bradley	43-11	798	130-304	.428	43-59	.729	24-75-99	2.3	54	1.3	83-1	16	55	6	303	7.0	
Ron Behagen	3-0	33	7-11	.636	0-1	.000	2-5-7	2.3	2	0.7	6-0	0	3	0	14	4.7	
Ed Ratleff	68-1	1163	130-310	.419	39-47	.830	56-106-162	2.4	153	2.3	109-0	60	67	22	299	4.4	
John Johnson	1-0	11	1-4	.250	2-3	.667	2-1-3	3.0	1	1.0	3-0	0	3	0	4	4.0	
C.J. Kupec	49-0	626	84-197	.426	27-33	.818	27-64-91	1.9	50	1.0	54-0	10	24	3	195	4.0	
Zaid Abdul-Aziz (TOT)	16-0	158	23-60	.383	17-23	.739	19-31-50	3.1	10	0.6	29-0	3	11	3	63	3.9	
Zaid Abdul-Aziz (HOU)	14-0	134	20-47	.426	15-20	.750	13-22-35	2.5	7	0.5	25-0	2	8	2	55	3.9	
Rudy White	21-0	219	31-85	.365	14-18	.778	8-13-21	1.0	22	1.1	24-0	8	22	0	76	3.6	
Mike Dunleavy (TOT)	15-0	119	20-50	.400	13-18	.722	1-9-10	0.7	28	1.9	12-0	9	12	1	53	3.5	
Mike Dunleavy (HOU)	11-0	102	17-43	.395	11-16	.688	1-8-9	0.8	22	2.0	12-0	8	9	1	45	4.1	
Robin Jones	12-0	66	11-20	.550	4-10	.400	5-9-14	1.2	2	0.2	16-0	1	7	1	26	2.2	
Larry Moffett	20-0	110	5-17	.294	6-10	.600	10-11-21	1.1	7	0.4	16-0	2	8	2	16	0.8	
Phil Bond	7-0	21	2-6	.333	0-0	.000	1-3-4	0.6	2	0.3	1-0	1	2	0	4	0.6	
ROCKETS	82	19730	3523-7691	.458	1467-1896	.774	1301-2421-3722	45.4	1942	23.7	2025-33	683	1376	319	8513	103.8	
OPPONENTS	82	19730	3571-7704	.482	1699-2238	.759	1195-2525-3720	45.4	1990	24.3	1752-18	605	1410	360	8841	107.8	

Date	Opponent	Score	Record	Date	Opponent	Score	Record
Oct. 19	Chicago	L103-107	0-1	18	Seattle	L104-106	15-27
21	at Kansas City	L94-95	0-2	20	Detroit	W118-108	16-27
22	Boston	W110-98	1-2	22	at L.A. Lakers	L101-106	16-28
27	Milwaukee	W133-110	2-2	25	at Phoenix	L96-118	16-29
29	Phoenix	W125-112	3-2	27	at Denver	L100-105	16-30
Nov. 3	Golden State	W113-111 (OT)	4-2	29	at Portland	L88-123	16-31
4	at Milwaukee	L108-110	4-3	Feb. 1	New Jersey	W124-103	17-31
5	Washington	W116-105	5-3	3	New York	W112-102	18-31
8	at Chicago	L104-117	5-4	8	Chicago	W105-101	19-31
9	at Detroit	L107-127	5-5	9	at San Antonio	L94-104	19-32
10	Atlanta	L101-132	5-6	10	San Antonio	L114-125	19-33
12	Portland	W104-102	6-6	12	at New Orleans	W119-112	20-33
16	Buffalo	L97-101	6-7	14	at Kansas City	L102-125	20-34
19	New Orleans	L101-103	6-8	15	Indiana	W126-122	21-34
22	at Philadelphia	L99-105	6-9	17	at Milwaukee	L98-115	21-35
23	at Boston	L100-109	6-10	18	Atlanta	W121-112	22-35
25	at Washington	L91-93	6-11	21	Boston	W111-96	23-35
28	at New York	L86-104	6-12	22	at Detroit	L108-119	23-36
29	New York	W120-103	7-12	24	at New Jersey	L112-126	23-37
Dec. 1	at Cleveland	W105-92	8-12	26	at Buffalo	W110-106	24-37
3	Philadelphia	W120-116 (OT)	9-12	27	Cleveland	L97-110	24-38
6	at Golden State	L105-107	9-13	Mar. 1	Buffalo	L104-114	24-39
9	at L.A. Lakers	W116-105	10-13	3	at Atlanta	L110-133	24-40
10	at Phoenix	L93-110	10-14	5	at Washington	L88-106	24-41
11	at Seattle	L84-116	10-15	7	at New York	L101-112	24-42
14	L.A. Lakers	L91-113	10-16	9	Portland	L94-97	24-43
17	Phoenix	L97-101	10-17	10	Washington	L114-117	24-44
20	at Buffalo	L104-110	10-18	11	Seattle	L91-93	24-45
21	at New Jersey	W103-93	11-18	14	at Cleveland	L98-119	24-46
23	at San Antonio	L101-107	11-19	16	Detroit	L98-106	24-47
26	Kansas City	W113-99	12-19	18	New Jersey	L104-106	24-48
29	Cleveland	W109-99	13-19	21	at Chicago	L99-101	24-49
30	at Indiana	L98-99	13-20	22	L.A. Lakers	L106-124	24-50
Jan. 4	Indiana	W104-96	14-20	24	Kansas City	W107-103	25-50
6	Milwaukee	L101-103	14-21	29	Golden State	L89-112	25-51
7	at Atlanta	L82-106	14-22	Apr. 1	Philadelphia	W116-112	26-51
10	at Philadelphia	L80-95	14-23	2	at Denver	L100-109	26-52
11	at Boston	L88-91	14-24	4	at Portland	W101-89	27-52
12	Denver	L106-109	14-25	5	at Seattle	L100-113	27-53
14	San Antonio	W104-93	15-25	7	New Orleans	L114-117	27-54
17	at New Orleans	L95-99	15-26	8	at Indiana	W112-111	28-54

1978-79 Houston Rockets

(47-35, 2nd Central)

Final Statistics

Player	G-S	Min	FGM-A	Pct.	FTM-A	Pct.	Rebounds		Avg.	A	Avg.	PF-D	S	TO	B	TP	Avg.
							O-D-Tot	Avg.									
Moses Malone	82-82	3390	716-1325	.540	599-811	.739	587-857-1444	17.6	147	1.8	223-0	79	326	119	2031	24.8	
Calvin Murphy	82-81	2941	707-1424	.496	246-265	.928	78-95-173	2.1	351	4.3	288-5	117	187	6	1660	20.2	
Rudy Tomjanovich	74-74	2641	620-1200	.517	168-221	.760	170-402-572	7.7	137	1.9	186-0	44	138	18	1408	19.0	
Rick Barry	80-78	2566	461-1000	.461	160-169	.947	40-237-277	3.5	502	6.3	195-0	95	198	38	1082	13.5	
Robert Reid	82-27	2259	382-777	.492	131-186	.704	129-354-483	5.9	230	2.8	302-7	75	131	48	895	10.9	
Mike Newlin	76-28	1828	283-581	.487	212-243	.872	51-119-170	2.2	291	3.8	218-3	51	175	79	778	10.2	
Mike Dunleavy	74-19	1486	215-425	.506	159-184	.864	28-100-128	1.7	324	4.4	168-2	56	130	5	589	8.0	
Dwight Jones	81-2	1215	181-395	.458	96-132	.727	110-218-328	4.1	57	0.7	204-1	34	102	26	458	5.7	
Slick Watts	61-19	1046	92-227	.405	41-67	.612	35-68-103	1.7	243	4.0	143-1	73	71	14	225	3.7	
Jack Dorsey	20-0	108	24-43	.558	8-16	.500	12-11-23	1.2	2	0.1	25-0	1	8	2	56	2.8	
Alonzo Bradley	34-0	245	37-88	.420	22-33	.667	13-33-46	1.4	17	0.5	33-0	5	17	1	96	2.8	
E.C. Coleman	6-0	39	5-7	.714	1-1	1.000	1-6-7	1.2	1	0.2	11-0	2	0	0	11	1.8	
Tom Barker	5-0	16	3-6	.500	2-2	1.000	2-4-6	1.2	0	0.0	5-0	0	1	0	8	1.6	
ROCKETS	82	19780	3726-7498	.497	1845-2330	.792	1256-2504-3760	45.9	2302	28.1	2001-19	632	1510	286	9297	113.4	
OPPONENTS	82	19780	3795-7625	.498	1627-2211	.736	1186-2315-3501	42.7	2278	27.8	2055-43	660	1400	431	9217	112.4	

Date	Opponent	Score	Record	Date	Opponent	Score	Record
Oct. 13	at New York	W111-107	1-0	14	at Atlanta	L105-115	24-18
14	at Boston	W114-108	2-0	17	at Golden State	W104-103	25-18
18	New Jersey	W139-87	3-0	19	at L.A. Lakers	W122-121 (OT)	26-18
19	at Kansas City	L103-108	3-1	20	at Phoenix	L97-116	26-19
21	Boston	W118-101	4-1	24	Denver	W117-116	27-19
25	New York	W106-101	5-1	27	Seattle	L94-99	27-20
28	Philadelphia	L99-101	5-2	30	at Indiana	L106-112	27-21
29	at Denver	L121-134	5-3	31	at Boston	L102-119	27-22
Nov. 1	Golden State	L105-112	5-4	Feb. 2	Washington	L106-120	27-23
4	Phoenix	W110-103	6-4	6	Detroit	W113-108	28-23
10	at Milwaukee	L126-131	6-5	8	Milwaukee	W134-129	29-23
11	San Diego	W136-123	7-5	9	at New Orleans	W106-99	30-23
15	Chicago	W103-117	7-6	10	Seattle	W113-101	31-23
18	San Antonio	W126-120	8-6	13	Indiana	L120-124	31-24
22	L.A. Lakers	L114-121	8-7	15	Portland	W119-116	32-24
24	at Phoenix	L113-120	8-8	16	at Detroit	L96-110	32-25
25	at Portland	L105-127	8-9	18	at New Jersey	L124-126 (OT)	32-26
26	at Seattle	W108-103	9-9	22	at Washington	W120-110	33-26
29	at Golden State	L94-109	9-10	25	at San Antonio	L107-127	33-27
30	at San Diego	W113-104	10-10	27	at Atlanta	L111-125	33-28
Dec. 2	at Chicago	L91-105	10-11	28	Denver	W122-97	34-28
6	Washington	L96-101	10-12	Mar. 2	at Portland	W118-98	35-28
8	at New Orleans	W110-106	11-12	4	at Seattle	L109-119	35-29
9	Portland	W116-110	12-12	6	at Denver	W119-118	36-29
12	Boston	W112-105	13-12	7	at San Diego	L115-138	36-30
14	Golden State	W126-123 (OT)	14-12	10	New Orleans	W124-109	37-30
15	at Philadelphia	L84-91	14-13	14	Kansas City	W129-107	38-30
20	at New Jersey	W108-105	15-13	16	Chicago	W124-118	39-30
21	at Cleveland	L90-101	15-14	17	Phoenix	W134-122	40-30
23	New York	W129-107	16-14	21	Philadelphia	L108-114	40-31
26	at Kansas City	W109-102	17-14	23	at Indiana	L134-141	40-32
27	at Detroit	L119-131	17-15	24	Atlanta	W120-116	41-32
29	Milwaukee	W106-103	18-15	27	at Chicago	W122-116	42-32
30	Detroit	W112-101	19-15	28	Indiana	L124-125	42-33
Jan. 3	New Jersey	W127-122	20-15	30	at San Antonio	W117-116	43-33
5	Atlanta	L106-109	20-16	Apr. 1	at Cleveland	L105-114	43-34
6	L.A. Lakers	W115-112 (OT)	21-16	3	at New York	W116-115	44-34
8	at Milwaukee	L104-116	21-17	4	at Philadelphia	L120-121	44-35
9	Kansas City	W126-110	22-17	6	Cleveland	W112-110	45-35
12	Cleveland	W107-96	23-17	7	San Antonio	W123-106	46-35
13	New Orleans	W117-106	24-17	8	at Washington	W112-102	47-35

1979-80 Houston Rockets

(41-41, 2nd Central)

Final Statistics

Player	G-S	Min	FG-A	Pct.	3PM-A	Pct.	FTM-A	Pct.	Rebounds	O-D-Tot	Avg.	A	Avg.	PF-D	S	TO	B	TP	Avg.
Moses Malone	82-82	3140	778-1549	.502	0-6	.000	563-783	.719	53-617-1190	14.5	147	1.8	210-0	80	300	107	2119	25.8	
Cahvin Murphy	76-75	2676	624-1267	.493	1-25	.040	271-302	.897	68-82-150	2.0	299	3.9	269-3	143	162	9	1520	20.0	
Rudy Tomjanovich	62-50	1834	370-778	.476	22-79	.278	118-147	.803	132-226-358	5.8	109	1.8	161-2	32	98	10	880	14.0	
Robert Reid	76-54	2304	419-861	.487	0-3	.000	153-208	.736	140-301-441	5.8	244	3.2	281-2	132	164	57	991	13.2	
Rick Barry	72-28	1816	325-771	.422	73-221	.330	143-153	.935	53-183-236	3.3	268	3.7	182-0	80	152	28	866	12.0	
Allen Leavell	77-31	2123	330-656	.503	3-19	.158	180-221	.814	57-127-184	2.4	417	5.4	197-1	127	205	28	843	10.9	
Billy Paultz (TOT)	84	2193	327-673	.486	0-0	.000	109-182	.599	187-399-586	7.0	188	2.2	213-3	69	-	84	764	9.1	
Billy Paultz (HOU)	37-21	980	138-292	.473	0-0	.000	43-82	.524	92-173-265	7.2	70	1.9	86-0	22	57	39	319	8.6	
Mike Dunleavy	51-7	1036	148-319	.464	3-20	.150	111-134	.828	26-74-100	2.0	210	4.1	120-2	40	110	4	410	8.0	
Dwight Jones	21-0	278	50-119	.420	0-0	.000	27-36	.750	31-41-72	3.4	11	0.5	48-0	4	20	5	127	6.0	
Tom Henderson	66-51	1551	154-323	.477	0-2	.000	56-77	.727	34-77-111	1.7	274	4.2	107-1	55	102	4	364	5.5	
Major Jones	82-11	1545	188-392	.480	1-3	.333	61-108	.565	147-234-381	4.7	67	0.8	186-0	50	112	67	438	5.3	
John Shumate	29-0	332	34-64	.531	0-0	.000	33-44	.750	25-54-79	2.7	23	0.8	39-0	8	27	9	101	3.5	
Rudy White	9-0	106	13-24	.542	0-0	.000	10-13	.769	0-9-9	1.0	5	0.6	8-0	5	8	0	36	4.0	
Paul Mokeski	12-0	113	11-33	.333	0-0	.000	7-9	.778	14-15-29	2.4	2	0.2	24-0	1	10	6	29	2.4	
Alonzo Bradley	22-0	96	17-48	.354	1-1	1.000	6-9	.667	2-4-6	0.3	3	0.1	9-0	3	8	0	41	1.9	
ROCKETS	82	19930	3599-7496	.480	104-379	.274	1782-2326	.766	1394-2217-3611	44.0	2149	26.2	1927-11	782	1565	373	9084	110.8	
OPPONENTS	82	19930	3658-7382	.496	58-215	.270	1696-2153	.788	1290-2317-3607	44.0	2223	27.1	2049-29	778	1596	428	9070	110.7	

Date	Opponent	Score	Record	Date	Opponent	Score	Record
Oct. 12	at Boston	L106-114	0-1	9	Denver	W114-112	20-22
13	at Philadelphia	L105-113	0-2	12	Cleveland	W112-96	21-22
16	at New York	L121-126	0-3	13	at Milwaukee	W121-117	22-22
17	Indiana	W116-112	1-3	16	New Jersey	L112-122	22-23
20	Atlanta	W107-102	2-3	18	Washington	W134-111	23-23
24	Boston	L99-100	2-4	19	at Detroit	L110-122	23-24
28	at New Jersey	L115-120	2-5	22	at Boston	L106-112	23-25
30	at Cleveland	L112-124	2-6	23	San Diego	W111-110 (2OT)	24-25
31	at Indiana	L129-133 (OT)	2-7	26	Seattle	W123-111	25-25
Nov. 3	at Detroit	W114-111	3-7	29	at Indiana	L112-133	25-26
7	New Jersey	W106-101	4-7	30	San Antonio	L111-118	25-27
10	Detroit	W112-104	5-7	31	Philadelphia	L105-110	25-28
13	at Chicago	W128-127	6-7	Feb. 6	New Jersey	W115-114	26-28
14	Golden State	W133-92	7-7	8	Cleveland	W105-104	27-28
16	New York	W133-130	8-7	9	Utah	W117-95	28-28
17	at Atlanta	W102-100	9-7	12	at San Antonio	W120-118	29-28
20	at New York	L125-130 (OT)	9-8	13	New York	W122-117	30-28
21	Philadelphia	W97-94	10-8	15	Milwaukee	L103-114	30-29
23	at Philadelphia	L102-113	10-9	17	at Denver	L99-112	30-30
24	Washington	L103-105	10-10	20	at Golden State	L102-115	30-31
27	at Kansas City	L115-117	10-11	22	at Utah	W94-82	31-31
28	Cleveland	W113-111 (OT)	11-11	24	at L.A. Lakers	L100-112	31-32
30	Atlanta	W106-95	12-11	26	Indiana	W93-88	32-32
Dec. 1	Portland	W120-112 (OT)	13-11	27	Washington	W110-97	33-32
5	L.A. Lakers	L114-116	13-12	28	at Washington	L99-105	33-33
7	Detroit	W124-109	14-12	Mar. 2	Kansas City	L91-94	33-34
8	at San Antonio	L129-138	14-13	4	at Atlanta	W93-83	34-34
12	at San Diego	W118-107	15-13	5	Boston	L99-103 (OT)	34-35
13	at Phoenix	L113-121	15-14	7	at New Jersey	W111-110 (2OT)	35-35
14	at Seattle	L101-109	15-15	8	Atlanta	L79-97	35-36
16	at Portland	L101-123	15-16	11	at New York	L109-129	35-37
19	Chicago	L102-108	15-17	12	at Boston	L105-121	35-38
21	at Philadelphia	L106-117	15-18	14	at Washington	L85-92	35-39
22	at Washington	L114-122	15-19	16	at Detroit	W102-99	36-39
26	San Antonio	W143-110	16-19	19	New York	W139-113	37-39
27	at Atlanta	L110-112	16-20	20	at Cleveland	L96-109	37-40
29	Philadelphia	W104-100	17-20	22	Indiana	W125-110	38-40
Jan. 2	Boston	L103-111	17-21	25	at San Antonio	L107-126	38-41
4	at New Jersey	L101-104	17-22	26	San Antonio	W113-101	39-41
5	Phoenix	W111-110	18-22	28	Detroit	W128-112	40-41
8	at Cleveland	W118-115 (OT)	19-22	30	at Indiana	W121-106	41-41

History

1980-81 Houston Rockets

(40-42, 2nd Midwest)

Final Statistics

Player	G-S	Min	FGM-A	Pct.	3PM-A	Pct.	FTM-A	Pct.	Rebounds				S	TO	B	TP	Avg.	
									O-D-Tot	Avg.	A	Avg.						
Moses Malone	80-80	3245	806-1545	.522	1-3	.333	609-804	.757	474-706-1180	14.8	141	1.8	223-0	83	308	150	2222	27.8
Calvin Murphy	76-11	2014	528-1074	.492	4-17	.235	206-215	.958	33-54-87	1.2	222	2.9	209-0	111	129	6	1266	16.7
Robert Reid	82-82	2963	536-1113	.482	0-4	.000	229-303	.756	164-419-583	7.1	344	4.2	325-4	163	198	66	1301	15.9
Rudy Tomjanovich	52-38	1264	263-563	.467	12-51	.235	65-82	.793	78-130-208	4.0	81	1.6	121-0	19	58	6	603	11.6
Mike Dunleavy	74-35	1609	310-632	.491	1-16	.063	156-186	.839	28-90-118	1.6	268	3.6	165-1	64	137	2	777	10.5
Allen Leavell	79-32	1686	258-548	.471	2-17	.118	124-149	.832	30-104-134	1.7	384	4.9	160-1	97	189	15	642	8.1
Billy Paultz	81-29	1659	262-517	.507	0-3	.000	75-153	.490	111-280-391	4.8	105	1.3	182-1	28	89	72	599	7.4
Bill Willoughby	55-11	1145	150-287	.523	0-0	.000	49-64	.766	74-153-227	4.1	64	1.2	102-0	18	74	31	349	6.3
Calvin Garrett	70-35	1638	188-415	.453	1-3	.333	50-62	.806	85-179-264	3.8	132	1.9	167-0	50	90	10	427	6.1
Tom Henderson	66-45	1411	137-332	.413	0-3	.000	78-95	.821	30-74-104	1.6	307	4.7	111-1	53	93	4	352	5.3
Major Jones	68-12	1003	117-252	.464	0-1	.000	64-101	.634	96-138-234	3.4	41	0.6	112-0	18	57	23	298	4.4
John Stroud	9-0	88	11-34	.324	0-0	.000	3-4	.750	7-6-13	1.4	9	1.0	7-0	1	7	0	25	2.8
Lee Johnson	10-0	80	7-23	.304	0-0	.000	3-5	.600	6-14-20	2.0	1	0.1	17-0	0	4	5	17	1.7
ROCKETS	82	19805	3573-7335	.487	21-118	.178	1711-2223	.770	1216-2347-3563	43.5	2099	25.6	1901-8	705	1451	390	8878	108.3
OPPONENTS	82	19805	3617-7341	.493	49-171	.287	1568-2108	.744	1177-2367-3544	43.2	2191	26.7	1977-18	689	1430	367	8851	107.9

Date	Opponent	Score	Record	Date	Opponent	Score	Record
Oct. 10	at San Diego	L104-120	0-1	7	Kansas City	L108-114	18-24
12	at L.A. Lakers	L103-114	0-2	9	at Philadelphia	L94-107	18-25
15	Seattle	W103-100	1-2	10	Portland	W106-105	19-25
17	at Portland	W102-99	2-2	14	Chicago	W109-105	20-25
18	at Golden State	L101-108	2-3	16	at Phoenix	L89-92	20-26
21	at Denver	W119-117	3-3	17	New York	L98-99	20-27
23	Kansas City	L96-105	3-4	18	at Denver	W98-97	21-27
25	Detroit	L109-112	3-5	21	Phoenix	W106-100	22-27
29	Dallas	W109-103	4-5	23	at Kansas City	L107-113	22-28
Nov. 5	San Diego	L104-111	4-6	24	Utah	W106-91	23-28
8	Phoenix	L115-116	4-7	28	New Jersey	W111-99	24-28
11	at Dallas	W105-94	5-7	29	at Utah	L97-99	24-29
12	L.A. Lakers	W107-104	6-7	Feb. 3	Denver	W135-128 (OT)	25-29
14	at Utah	L115-117	6-8	4	Dallas	W116-68	26-29
15	at Seattle	L139-143 (OT)	6-9	6	at Phoenix	L99-112	26-30
18	Seattle	W138-118	7-9	7	Atlanta	W87-81	27-30
20	at Cleveland	W117-114	8-9	11	San Antonio	W108-89	28-30
21	at New Jersey	W116-108	9-9	13	L.A. Lakers	L105-114	28-31
22	at Indiana	L120-129	9-10	14	Milwaukee	L112-117	28-32
24	at New York	L110-113 (OT)	9-11	19	at San Diego	L99-116	28-33
26	Philadelphia	L100-101	9-12	20	at L.A. Lakers	W110-107	29-33
28	at San Antonio	W124-115	10-12	22	at Seattle	W111-96	30-33
29	Dallas	W115-90	11-12	23	at Utah	W106-102	31-33
30	at Phoenix	L114-117	11-13	25	Indiana	W101-100	32-33
Dec. 3	Cleveland	W118-109	12-13	27	Seattle	W96-92	33-33
5	at Kansas City	L100-108	12-14	28	San Diego	L103-104	33-34
6	Denver	W111-108	13-14	Mar. 1	at San Antonio	L86-102	33-35
10	L.A. Lakers	L108-109	13-15	4	Boston	L101-108	33-36
12	at Portland	L100-106	13-16	6	Washington	L104-105	33-37
13	at Golden State	W99-97	14-16	7	at Atlanta	L108-114	33-38
17	San Antonio	L107-113	14-17	11	Golden State	W109-92	34-38
19	at Boston	L119-133	14-18	13	Portland	W126-104	35-38
20	at Chicago	L109-133	14-19	14	Utah	W101-82	36-38
21	at Milwaukee	L91-123	14-20	15	at Denver	L127-138	36-39
23	Golden State	L99-114	14-21	18	at Golden State	L117-118	36-40
26	at Detroit	W114-94	15-21	20	at Portland	L103-107	36-41
27	at Washington	L97-115	15-22	22	at Kansas City	W114-108	37-41
30	San Diego	W104-98	16-22	24	at Dallas	W114-111 (OT)	38-41
Jan. 1	Utah	W117-103	17-22	25	San Antonio	W117-111	39-41
2	at Dallas	W124-120 (OT)	18-22	27	Kansas City	W91-84	40-41
3	Denver	L132-134	18-23	29	at San Antonio	L109-135	40-42

1981-82 Houston Rockets

(46-36, 2nd Midwest)

Final Statistics

Player	G-S	Min	FG-A	Pct.	3PM-A	Pct.	FTM-A	Pct.	Rebounds			PF-D	S	TO	B	TP	Avg.	
									O-D-Tot	Avg.	A Avg.							
Moses Malone	81-81	3398	945-1822	.519	0-6	.000	630-827	.762	558-630-1188	14.7	142	1.8	208-0	76	294	125	2520	31.1
Elvin Hayes	82-82	3032	519-1100	.472	0-5	.000	280-422	.664	267-480-747	9.1	144	1.8	287-4	62	208	104	1318	16.1
Robert Reid	77-75	2913	437-958	.456	1-10	.100	160-214	.748	175-336-511	6.6	314	4.1	297-2	115	157	48	1035	13.4
Allen Leavell	79-61	2150	370-793	.467	9-31	.290	115-135	.852	49-119-168	2.1	457	5.8	182-2	150	153	15	864	10.9
Calvin Murphy	64-0	1204	277-648	.427	1-16	.063	100-110	.909	20-41-61	1.0	163	2.7	142-0	43	82	1	655	10.2
Bill Willoughby	69-42	1475	240-464	.517	3-7	.429	56-77	.727	107-157-264	3.8	75	1.1	146-1	31	78	59	539	7.8
Mike Dunleavy	70-15	1315	206-450	.458	33-36	.384	75-106	.708	24-80-104	1.5	227	3.2	161-0	45	80	3	520	7.4
Tom Henderson	75-23	1721	183-403	.454	0-2	.000	105-150	.700	33-105-138	1.8	306	4.1	120-0	55	105	7	471	6.3
Calvin Garrett	51-22	858	105-242	.434	3-10	.300	17-26	.654	27-67-94	1.8	76	1.5	94-0	32	38	6	230	4.5
Major Jones	60-6	746	113-213	.531	0-3	.000	42-77	.545	80-122-202	3.4	25	0.4	100-0	20	50	29	268	4.5
Larry Spriggs	4-0	37	7-11	.636	0-0	.000	0-2	.000	2-4-6	1.5	4	1.0	7-0	2	4	0	14	3.5
Billy Paultz	65-3	807	89-226	.394	0-0	.000	34-65	.523	54-126-180	2.8	41	0.6	99-0	15	45	22	212	3.3
Jawann Oldham	22-0	124	13-36	.361	0-0	.000	8-14	.571	7-17-24	1.1	3	0.1	28-0	2	6	10	34	1.5
ROCKETS	82	19780	3504-7366	.476	50-176	.284	1622-2225	.729	1403-2284-3687	45.0	1977	24.1	1871-9	648	1321	429	8680	105.9
OPPONENTS	82	19780	3566-7180	.497	48-202	.238	1503-2011	.747	1170-2304-3474	42.4	2128	26.0	2047-36	678	1341	353	8683	105.9

Date	Opponent	Score	Record	Date	Opponent	Score	Record
Oct. 30	at L.A. Lakers	W113-112 (2OT)	1-0	26	Indiana	W104-94	20-22
31	at San Diego	L110-125	1-1	28	Philadelphia	W109-101	21-22
Nov. 3	New York	W101-98	2-1	Feb. 2	San Diego	W122-106	22-22
4	at Denver	L100-112	2-2	5	Phoenix	W106-104	23-22
6	at Kansas City	L86-90	2-3	7	at Kansas City	W126-110	24-22
7	Cleveland	L92-96	2-4	9	at San Diego	W129-121	25-22
11	L.A. Lakers	L93-95	2-5	11	Seattle	W117-100	26-22
13	Golden State	L100-102	2-6	13	Washington	W111-104	27-22
14	Utah	W109-105 (OT)	3-6	16	at Detroit	L109-111	27-23
17	at Indiana	W102-82	4-6	17	at Cleveland	W110-102	28-23
18	at Boston	W106-104	5-6	19	at New Jersey	W103-96	29-23
20	at Washington	W95-94	6-6	21	at New York	L106-122	29-24
21	at Philadelphia	L106-135	6-7	23	Dallas	W105-95	30-24
24	New Jersey	L84-102	6-8	24	at Denver	W120-110	31-24
25	at Phoenix	L114-128	6-9	26	Golden State	W111-95	32-24
27	at Seattle	L110-117	6-10	27	at Dallas	L105-108 (OT)	32-25
29	at L.A. Lakers	L104-122	6-11	Mar. 2	San Antonio	L117-119	32-26
Dec. 1	Kansas City	L104-106	6-12	4	at Utah	W128-124	33-26
5	Portland	W110-98	7-12	5	Boston	L98-100	33-27
8	Seattle	L96-107	7-13	7	at Phoenix	W94-92	34-27
9	at Milwaukee	L83-89	7-14	9	Milwaukee	W103-91	35-27
11	at Chicago	L105-118	7-15	12	Denver	L115-130	35-28
12	Dallas	W101-97	8-15	13	Portland	W112-107	36-28
15	Phoenix	W99-95	9-15	16	Phoenix	L109-114	36-29
18	at Dallas	W112-93	10-15	18	at Atlanta	L94-95	36-30
19	Chicago	W102-95	11-15	19	Detroit	L102-111	36-31
22	Denver	L109-121	11-16	21	at L.A. Lakers	L102-107	36-32
26	at Utah	W115-104	12-16	23	at Utah	W117-115	37-32
29	Atlanta	L93-102	12-17	25	at Portland	W108-95	38-32
30	at San Antonio	L104-109	12-18	26	at Seattle	W99-97	39-32
Jan. 2	at San Diego	W108-101	13-18	28	at Golden State	W94-92	40-32
5	at Golden State	W112-111	14-18	30	Dallas	W99-95	41-32
7	at Seattle	L107-116	14-19	Apr. 1	Golden State	W104-101	42-32
10	at Portland	W111-109	15-19	4	at San Antonio	W95-93	43-32
12	San Diego	W107-106	16-19	6	L.A. Lakers	L97-108	43-33
14	Portland	L100-111	16-20	10	San Antonio	W105-100	44-33
15	at San Antonio	L90-128	16-21	11	at Dallas	W97-109	44-34
16	San Antonio	W116-99	17-21	13	Kansas City	W99-95	45-34
19	Kansas City	W120-112	18-21	14	at Denver	L122-141	45-35
22	Utah	W128-110	19-21	16	Utah	W107-100	46-35
23	Denver	L109-111	19-22	18	at Kansas City	L104-106	46-36

History

1982-83 Houston Rockets

(14-68, 6th Midwest)

Final Statistics

Player	G-S	Min	FGM-A	Pct.	3PM-A	Pct.	FTM-A	Pct.	Rebounds			PF-D	S	TO	B	TP	Avg.	
									O-D-Tot	Avg.	A							
Allen Leavell	79-76	2602	439-1059	.415	42-175	.240	247-297	.832	64-131-195	2.5	530	6.7	215-0	165	198	14	1167	14.8
James Bailey (TOT)	75-39	1765	385-774	.497	0-1	.000	226-322	.702	171-303-474	6.3	67	0.9	271-7	43	-	60	996	13.3
James Bailey (HOU)	69-39	1715	376-756	.497	0-1	.000	224-320	.700	168-300-468	6.8	65	0.9	256-7	42	190	59	976	14.1
Elvin Hayes	81-43	2302	424-890	.476	2-4	.500	196-287	.683	199-417-616	7.6	158	2.0	232-2	50	200	81	1046	12.9
Calvin Murphy	64-0	1423	337-754	.447	4-14	.286	138-150	.920	34-40-74	1.2	158	2.5	163-3	59	89	4	816	12.8
Terry Teagle	73-45	1708	332-776	.428	10-29	.345	87-125	.696	74-120-194	2.7	150	2.1	171-0	53	137	18	761	10.4
Joe Bryant	81-56	2055	344-768	.448	8-36	.222	116-165	.703	88-189-277	3.4	186	2.3	258-4	82	177	30	812	10.0
Wally Walker	82-59	2251	362-806	.449	1-4	.250	72-116	.621	137-236-373	4.6	199	2.4	202-3	37	144	22	797	9.7
Caldwell Jones	82-82	2440	307-677	.453	0-2	.000	162-206	.786	222-446-668	8.2	138	1.7	278-2	46	171	131	776	9.5
Major Jones	60-4	878	142-311	.457	0-2	.000	56-102	.549	114-149-263	4.4	39	0.7	104-0	22	83	22	340	5.7
Tom Henderson	51-2	789	107-263	.407	0-2	.000	45-57	.789	18-51-69	1.4	138	2.7	57-0	37	50	2	25	5.1
Chuck Nevitt	6-0	64	11-15	.733	0-0	.000	1-4	.250	6-11-17	2.8	0	0.0	14-0	1	7	12	23	3.8
Jeff Taylor	44-4	774	64-160	.400	0-1	.000	30-46	.652	25-53-78	1.8	110	2.5	82-1	40	60	15	158	3.6
Billy Paultz	57-0	695	89-200	.445	0-0	.000	26-57	.456	54-113-167	2.9	57	1.0	95-0	12	41	12	204	3.6
Calvin Garrett	4-0	34	4-11	.364	0-1	.000	2-2	1.000	3-4-7	1.8	3	0.8	4-0	0	3	0	10	2.5
ROCKETS	82	19730	3338-7466	.448	67-271	.247	1402-1934	.725	1206-2260-3466	42.3	1931	23.6	2131-22	646	1571	422	8145	99.3
OPONENTS	82	19730	3641-7244	.503	33-125	.264	1781-2375	.750	1198-2710-3908	47.7	2252	27.5	1933-13	772	1504	406	9096	110.9

Date	Opponent	Score	Record	Date	Opponent	Score	Record
Oct. 29	at Seattle	L95-128	0-1	25	New Jersey	W114-111	7-35
30	at Golden State	L110-117	0-2	27	Golden State	W98-84	8-35
Nov. 2	Dallas	L103-113	0-3	29	at Dallas	L113-119	8-36
3	at Dallas	L101-102	0-4	Feb. 1	at Chicago	L76-129	8-37
9	Phoenix	L91-119	0-5	2	Denver	W135-128	9-37
11	at Portland	L90-111	0-6	4	at Phoenix	L99-115	9-38
12	at L.A. Lakers	L96-127	0-7	5	New York	L101-102	9-39
14	Seattle	L99-102	0-8	8	Kansas City	W116-115 (OT)	10-39
16	at New York	L93-120	0-9	10	at Washington	L100-104	10-40
17	at Boston	L94-112	0-10	15	Atlanta	L91-101	10-41
19	at Indiana	W109-98	1-10	17	at Detroit	L110-113	10-42
23	Detroit	L106-128	1-11	18	at Philadelphia	L98-127	10-43
25	Kansas City	L79-88	1-12	20	at Kansas City	L106-128	10-44
27	Chicago	W108-99	2-12	22	Portland	L107-113	10-45
Dec. 1	L.A. Lakers	L95-106	2-13	24	Milwaukee	L103-114	10-46
3	at San Antonio	L78-88	2-14	26	San Diego	W120-108	11-46
4	San Antonio	W94-93	3-14	Mar. 1	Dallas	L115-123	11-47
7	Seattle	L88-107	3-15	2	at New Jersey	L85-124	11-48
8	at Utah	L93-101	3-16	4	at Atlanta	L87-115	11-49
10	at Phoenix	L83-97	3-17	5	Seattle	L103-126	11-50
11	Utah	L94-101	3-18	8	Cleveland	L99-102	11-51
14	San Antonio	L93-102	3-19	10	Golden State	L109-119	11-52
17	Indiana	W114-107	4-19	12	Phoenix	L94-105	11-53
18	at Utah	L97-116	4-20	15	Dallas	L110-123	11-54
21	at Golden State	L85-92	4-21	17	at Phoenix	L99-125	11-55
23	at Portland	L82-88	4-22	18	at Golden State	W122-120	12-55
26	L.A. Lakers	L94-96	4-23	22	at San Diego	L98-128	12-56
28	Philadelphia	L93-104	4-24	24	at Portland	L97-104	12-57
30	San Diego	L93-108	4-25	25	at Seattle	W106-104	13-57
Jan. 2	at Milwaukee	L82-103	4-26	27	at L.A. Lakers	L93-114	13-58
4	Boston	L87-88	4-27	29	Kansas City	L95-111	13-59
6	at San Diego	W109-107	5-27	30	at Cleveland	L95-102	13-60
7	at Denver	L97-125	5-28	Apr. 1	at San Antonio	L99-124	13-61
8	Utah	L82-87	5-29	2	San Antonio	L101-112	13-62
11	San Diego	L97-105	5-30	5	at Utah	L97-126	13-63
14	at San Antonio	L92-96	5-31	6	at Dallas	W101-99	14-63
15	Denver	L111-131	5-32	9	Denver	L105-123	14-64
18	Washington	W100-98	6-32	12	L.A. Lakers	L113-114	14-65
19	at Denver	L93-130	6-33	13	at Denver	L112-131	14-66
21	at Kansas City	L108-115	6-34	15	at Kansas City	L102-117	14-67
22	Portland	L96-113 (OT)	6-35	16	Utah	L117-126	14-68

1983-84 Houston Rockets

(29-53, 6th Midwest)

Final Statistics

Player	G-S	Min	FGMA	Pct.	3PMA	Pct.	FTMA	Pct.	Rebounds				S	TO	B	TP	Avg.	
									O-D-Tot	Avg.	A	Avg.						PF-D
Ralph Sampson	82-82	2693	716-1369	.523	1-4	.250	287-434	.661	293-620-913	11.1	163	2.0	339-16	70	294	197	1720	21.0
Lewis Lloyd	82-82	2578	610-1182	.516	3-13	.231	235-298	.789	128-167-295	3.6	321	3.9	211-4	102	245	44	1458	17.8
Robert Reid	64-28	1936	406-857	.474	2-8	.250	81-123	.659	97-144-341	5.3	217	3.4	243-5	88	92	30	895	14.0
Allen Leavell	82-27	2009	349-731	.477	11-71	.155	238-286	.832	31-86-117	1.4	459	5.6	199-2	107	184	12	947	11.5
Rodney McCray	79-36	2081	335-672	.499	1-4	.250	182-249	.731	173-277-450	5.7	176	2.2	205-1	53	120	54	853	10.8
Caldwell Jones	81-73	2506	318-633	.502	1-3	.333	164-196	.837	168-414-582	7.2	156	1.9	335-7	46	158	80	80	9.9
James Bailey	73-0	1174	254-517	.491	0-1	.000	138-192	.719	104-190-294	4.0	79	1.1	197-8	33	101	40	646	8.8
Phil Ford	81-55	2020	236-470	.502	2-15	.133	98-117	.838	28-50-137	1.7	410	5.1	243-7	59	135	8	572	7.1
Terry Teagle	68-0	616	148-315	.470	7-27	.259	37-44	.841	28-50-78	1.2	63	0.9	81-1	13	62	4	340	5.0
Elvin Hayes	81-4	994	158-389	.406	0-2	.000	86-132	.652	87-173-260	3.2	71	0.9	123-1	16	82	28	402	5.0
Wally Walker	58-18	612	118-241	.490	2-6	.333	6-18	.333	26-66-92	1.6	55	0.9	65-0	17	33	4	244	4.2
Craig Ehol	7-0	63	11-27	.407	0-0	.000	1-1	1.000	4-5-9	1.3	6	1.0	13-0	3	3	0	23	3.3
Major Jones	57-5	473	70-130	.538	0-0	.000	30-49	.612	33-82-115	2.0	28	0.5	63-0	14	30	14	170	3.0
ROCKETS	82	19755	3729-7533	.495	30-154	.195	1583-2139	.740	1200-2483-3683	44.9	2204	26.9	2317-52	621	1562	515	9071	110.6
OPPONENTS	82	19755	3583-7412	.483	42-157	.268	2116-2803	.755	1197-2458-3655	44.6	2023	24.7	1916-19	782	1421	426	9324	113.7

Date	Opponent	Score	Record	Date	Opponent	Score	Record
Oct. 29	San Antonio	W106-100	1-0	21	Utah	W115-105	17-25
Nov. 1	at Indiana	L108-116	1-1	24	Golden State	W118-98	18-25
2	at Cleveland	L94-103	1-2	26	at L.A. Lakers	L102-131	18-26
4	at Detroit	W113-108	2-2	31	at Kansas City	W122-107	19-26
5	at Kansas City	L106-123	2-3	Feb. 2	Dallas	W123-107	20-26
8	Portland	L104-122	2-4	4	New York	L95-103	20-27
10	Utah	L109-118	2-5	7	at Washington	L92-95	20-28
12	Dallas	W100-98	3-5	8	at Philadelphia	L107-118	20-29
15	New Jersey	L86-104	3-6	10	at Boston	L101-114	20-30
18	at Denver	L127-134	3-7	12	at New Jersey	L103-107	20-31
19	Golden State	W125-105	4-7	14	Detroit	L119-126	20-32
22	Phoenix	W118-96	5-7	16	at San Diego	W111-100	21-32
25	Philadelphia	L101-115	5-8	18	Phoenix	L102-126	21-33
26	at Atlanta	L109-115	5-9	21	Milwaukee	W119-102	22-33
29	Chicago	W116-110	6-9	22	at Dallas	L106-112	22-34
30	at Dallas	L102-113	6-10	25	Golden State	L112-118	22-35
Dec. 2	Seattle	W125-102	7-10	28	Seattle	W111-105	23-35
3	at New York	L101-117	7-11	Mar. 1	Kansas City	L101-108	23-36
6	Washington	L109-113	7-12	3	at Golden State	W108-106	24-36
7	at Milwaukee	L101-103	7-13	6	at Denver	L128-130	24-37
9	at Chicago	W115-112 (OT)	8-13	7	at Phoenix	L110-123	24-38
10	Utah	L121-128	8-14	10	at San Antonio	L118-123	24-39
13	Phoenix	W129-110	9-14	11	Cleveland	W108-101	25-39
15	at Utah	L111-138	9-15	13	San Diego	W117-109	26-39
17	Indiana	W109-94	10-15	16	at San Diego	L118-128	26-40
21	at San Diego	L97-128	10-16	17	L.A. Lakers	L111-123	26-41
22	at Seattle	W116-112	11-16	20	Kansas City	L102-115	26-42
23	at Portland	L84-97	11-17	21	at Denver	L125-134	26-43
27	San Diego	L95-110	11-18	23	at Dallas	L104-116	26-44
29	Boston	W107-94	12-18	24	Atlanta	W103-102	27-44
30	at Phoenix	L110-121	12-19	27	Denver	W140-137	28-44
Jan. 3	Dallas	L117-119	12-20	29	at L.A. Lakers	L109-115	28-45
4	Utah (Las Vegas)	L111-116	12-21	31	Portland	L102-106	28-46
6	at Seattle	L102-118	12-22	Apr. 2	at Utah	L100-111	28-47
8	at L.A. Lakers	W129-118	13-22	3	at Golden State	L92-99	28-48
10	L.A. Lakers	L132-136 (OT)	13-23	5	at Portland	W129-114	29-48
12	Portland	L117-120	13-24	8	at Seattle	L107-120	29-49
13	at San Antonio	L103-133	13-25	10	at San Antonio	L111-121	29-50
14	Kansas City	W109-104	14-25	11	Denver	L110-130	29-51
17	Denver	W124-115	15-25	13	San Antonio	L128-129 (OT)	29-52
20	San Antonio	W138-104	16-25	14	at Kansas City	L96-108	29-53

History

1984-85 Houston Rockets

(48-34, 2nd Midwest)

Final Statistics

Player	G-S	Min	FGM-A	Pct.	3PM-A	Pct.	FTM-A	Pct.	Rebounds									
									O-D-Tot	Avg.	A	Avg.	PF-D	S	TO	B	TP	Avg.
Ralph Sampson	82-82	3086	753-1499	.502	0-6	.000	303-448	.676	227-626-853	10.4	224	2.7	306-10	81	326	168	1809	22.1
Hakeem Olajuwon	82-82	2914	677-1258	.538	0-0	.000	338-551	.613	440-534-974	11.9	111	1.4	344-10	99	234	220	1692	20.6
Rodney McCray	82-82	3001	476-890	.535	0-0	.000	231-313	.738	201-338-539	6.6	355	4.3	215-2	90	178	75	1183	14.4
Buster Lloyd	82-58	2128	457-869	.526	2-8	.250	161-220	.732	98-133-231	2.8	280	3.4	196-1	73	177	28	1077	13.1
John Lucas	47-21	1158	206-446	.462	21-66	.318	103-129	.798	21-64-85	1.8	318	6.8	78-0	62	102	2	536	11.4
Mitchell Wiggins	82-24	1575	318-657	.484	6-23	.261	96-131	.733	110-125-235	2.9	119	1.5	195-1	83	90	13	738	9.0
Robert Reid	82-0	1763	312-648	.481	1-16	.063	88-126	.698	81-192-273	3.3	171	2.1	196-1	48	101	22	713	8.7
Lionel Hollins	80-60	1950	249-540	.461	3-13	.231	108-136	.794	33-140-173	2.2	417	5.2	187-1	78	170	10	609	7.6
Allen Leavell	42-0	536	88-209	.421	8-37	.216	44-57	.772	8-29-37	0.9	102	2.4	61-0	23	51	4	228	5.4
Larry Micheaux	39-0	394	74-122	.607	0-3	.000	17-26	.654	44-55-99	2.5	17	0.4	49-0	12	28	14	165	4.2
Jim Petersen	60-0	714	70-144	.486	0-0	.000	50-66	.758	44-103-147	2.5	29	0.5	125-1	14	71	32	190	3.2
Craig Ehlo	45-0	189	34-69	.493	0-3	.000	19-30	.633	8-17-25	0.6	26	0.1	26-0	11	32	3	87	1.9
Phil Ford	25-1	290	14-47	.298	0-4	.000	16-18	.889	3-24-27	1.1	61	2.4	33-0	6	17	1	44	1.8
Hank McDowell	34-0	132	20-42	.476	0-1	.000	7-10	.700	7-15-22	0.7	9	0.3	22-0	3	8	5	47	1.4
ROCKETS	82	19830	3748-7440	.504	41-186	.220	1581-2261	.699	1325-2395-3720	45.4	2239	27.3	2033-27	683	1605	597	9118	111.2
OPPONENTS	82	19830	3500-7274	.481	90-258	.349	1887-2425	.778	1159-2222-3381	41.2	2117	25.8	1903-22	773	1495	415	8977	109.5

Date	Opponent	Score	Record	Date	Opponent	Score	Record
Oct. 27	at Dallas	W121-111	1-0	22	Phoenix	W101-97	24-18
30	Dallas	W106-84	2-0	25	San Antonio	L107-122	24-19
Nov. 1	at Kansas City	W109-106	3-0	26	Milwaukee	L102-105	24-20
3	New York	W105-93	4-0	28	New Jersey	W97-93	25-20
6	Kansas City	W108-94	5-0	30	at L.A. Lakers	W116-113	26-20
8	Seattle	W99-89	6-0	Feb. 2	Denver	W131-128 (OT)	27-20
10	L.A. Clippers	W117-92	7-0	5	L.A. Lakers	L104-113	27-21
13	Cleveland	W106-98	8-0	7	Golden State	W112-105	28-21
14	at Indiana	L117-125	8-1	12	Phoenix	W126-114	29-21
16	at Denver	L102-119	8-2	14	at New York	W113-105	30-21
17	San Antonio	W141-133	9-2	16	at Cleveland	W122-115	31-21
20	Detroit	W123-117	10-2	19	Dallas	L115-124	31-22
23	at Utah	L98-111	10-3	20	at Phoenix	W126-122	32-22
24	at Dallas	L95-113	10-4	22	Portland	W117-103	33-22
27	at San Antonio	W114-97	11-4	23	Washington	L115-123	33-23
28	Boston	L100-110	11-5	26	at L.A. Lakers	L94-100	33-24
30	at Atlanta	W116-102	12-5	27	at L.A. Clippers	W117-109	34-24
Dec. 1	Seattle	L86-94	12-6	Mar. 1	at Utah	W119-115	35-24
4	L.A. Clippers	L100-116	12-7	3	Philadelphia	W99-90	36-24
6	at Golden State	L113-114	12-8	5	at Denver	L131-133 (2OT)	36-25
8	at Portland	W127-120	13-8	6	Utah	L90-94	36-26
9	at Seattle	L90-96	13-9	8	Indiana	W125-105	37-26
11	at Phoenix	L112-120	13-10	9	at San Antonio	W123-117	38-26
13	Atlanta	W96-93	14-10	12	Denver	W131-129	39-26
15	Dallas	W117-115	15-10	15	at Washington	L114-120	39-27
18	at Chicago	W104-96	16-10	17	at Boston	L120-134	39-28
19	L.A. Lakers	L116-123	16-11	19	Chicago	W106-100	40-28
22	Denver	W125-107	17-11	22	L.A. Lakers	L107-130	40-29
26	at Milwaukee	L87-97	17-12	26	Kansas City	W115-93	41-29
27	at Kansas City	L92-96	17-13	27	at Detroit	L110-127	41-30
29	Portland	W108-92	18-13	29	Golden State	W121-116	42-30
Jan. 2	at Denver	W113-111	19-13	30	Utah	W106-96	43-30
5	at Golden State	W103-94	20-13	Apr. 1	at Seattle	W127-116	44-30
6	at Utah	L92-121	20-14	2	at Portland	L113-127	44-31
8	Kansas City	W112-110	21-14	4	at Golden State	L108-113	44-32
11	at Philadelphia	L108-115	21-15	6	at Dallas	W139-127 (2OT)	45-32
13	at New Jersey	L99-100	21-16	7	at San Antonio	L105-126	45-33
15	at Portland	L117-121	21-17	9	San Antonio	W124-103	46-33
16	at L.A. Clippers	L88-98	21-18	11	at Kansas City	W125-123	47-33
18	at Phoenix	W112-101	22-18	12	L.A. Clippers	L110-115	47-34
19	Utah	W120-95	23-18	14	Seattle	W121-98	48-34

1985-86 Houston Rockets

(51-31, 1st Midwest)

Final Statistics

Player	G-S	Min	FG-A	Pct.	3PM-A	Pct.	FTM-A	Pct.	Rebounds				PF-D	S	TO	B	TP	Avg.
									O-D-Tot	Avg.	A	Avg.						
Hakeem Olajuwon	68-68	2467	625-1188	.526	0-0	.000	347-538	.645	333-448-781	11.5	137	2.0	271-9	134	195	231	1597	23.5
Ralph Sampson	79-76	2864	624-1280	.488	2-15	.133	241-376	.641	258-621-879	11.1	283	3.6	308-12	99	285	129	1491	18.9
Lewis Lloyd	82-82	2444	592-1119	.529	3-15	.200	199-236	.843	155-169-324	4.0	300	3.7	216-0	102	194	24	1386	16.9
John Lucas	65-65	2120	365-818	.446	45-146	.308	231-298	.775	33-110-143	2.2	571	8.8	124-0	77	149	5	1006	15.5
Robert Reid	82-5	2157	409-881	.464	6-33	.182	162-214	.757	67-234-301	3.7	222	2.7	231-3	91	96	16	986	12.0
Rodney McCray	82-82	2610	338-629	.537	0-3	.000	171-222	.770	159-361-520	6.3	292	3.6	197-2	50	130	58	847	10.0
Allen Leavell	74-12	1190	212-458	.463	24-67	.358	135-158	.854	6-61-67	0.9	234	3.2	126-1	58	88	8	583	7.9
Mitchell Wiggins	78-0	1198	222-489	.454	1-12	.083	86-118	.729	87-72-159	2.0	101	1.3	155-1	59	62	5	531	6.8
Jim Petersen	82-20	1664	196-411	.477	0-3	.000	113-160	.706	149-247-396	4.8	85	1.0	231-2	38	84	54	505	6.2
Steve Harris	57-0	482	103-233	.442	1-5	.200	50-54	.926	25-32-57	1.0	50	0.9	55-0	21	34	4	257	4.5
Hank McDowell	22-0	204	24-42	.571	0-1	.000	17-25	.680	12-37-49	2.2	6	0.3	25-0	1	10	3	65	3.0
Craig Ehlo	36-0	199	36-84	.429	3-9	.333	23-29	.793	17-29-46	1.3	29	0.8	22-0	11	5	4	98	2.7
Granville Walters	43-0	156	13-39	.333	0-1	.000	1-6	.167	15-13-28	0.7	8	0.2	30-0	4	11	10	27	0.6
ROCKETS	82	19730	3759-7671	.490	85-310	.274	1776-2434	.730	1316-2434-3750	45.7	2318	28.3	1991-30	745	1374	551	9379	114.4
OPPONENTS	82	19730	3638-7402	.491	87-268	.325	1802-2406	.749	1190-2389-3579	43.7	2196	26.8	1977-22	683	1464	386	9165	111.8

Date	Opponent	Score	Record	Date	Opponent	Score	Record
Oct. 25	at Utah	W112-108	1-0	21	at Seattle	W100-96	28-14
26	at L.A. Clippers	L129-130 (2OT)	1-1	23	Sacramento	W124-107	29-14
29	Seattle	W111-99	2-1	25	Detroit	W117-112	30-14
31	at Sacramento	L116-122	2-2	28	Cleveland	W116-109	31-14
Nov. 2	San Antonio	W111-98	3-2	30	at Sacramento	W111-109	32-14
5	Portland	W127-113	4-2	Feb. 1	at Chicago	L122-132	32-15
7	L.A. Clippers	W137-115	5-2	3	Denver	W104-102	33-15
9	at Dallas	W115-110	6-2	6	L.A. Lakers	L95-117	33-16
12	Denver	W127-119	7-2	11	Atlanta	W113-100	34-16
14	New Jersey	W112-107	8-2	13	at San Antonio	L115-119	34-17
16	Dallas	W122-117	9-2	15	at L.A. Clippers	L101-108	34-18
19	at Denver	L113-127	9-3	17	at Golden State	W116-110	35-18
20	Indiana	W126-97	10-3	18	at Sacramento	L105-115	35-19
22	at Seattle	L103-122	10-4	20	Milwaukee	L113-120	35-20
24	at Portland	L118-125	10-5	21	at Dallas	W111-104	36-20
26	Golden State	W130-108	11-5	24	Dallas	W110-105	37-20
27	at L.A. Clippers	W137-130 (OT)	12-5	25	at Utah	L97-100	37-21
29	at Phoenix	L110-126	12-6	27	Denver	W117-111	38-21
30	Sacramento	W131-114	13-6	Mar. 1	at Portland	L112-117	38-22
Dec. 3	Phoenix	W118-112	14-6	3	at Seattle	L105-118	38-23
6	at L.A. Lakers	L112-120	14-7	4	at Denver	L115-128	38-24
7	Chicago	W116-104	15-7	6	Sacramento	W116-105	39-24
10	Utah	W134-105	16-7	8	San Antonio	W126-117	40-24
12	Dallas	W123-120	17-7	11	Boston	L104-116	40-25
14	at Utah	L100-114	17-8	13	Portland	W126-118	41-25
17	at Cleveland	W98-94	18-8	15	L.A. Clippers	W148-116	42-25
18	at Philadelphia	L108-126	18-9	16	at L.A. Lakers	L111-116	42-26
20	at New Jersey	L112-122	18-10	18	Phoenix	W112-109	43-26
21	at Atlanta	L122-123	18-11	20	at Milwaukee	L106-116	43-27
26	Utah	W106-99	19-11	22	at New York	W114-99	44-27
28	Portland	W118-108	20-11	24	at Boston	L107-114	44-28
30	at Denver	L122-125	20-12	26	at Indiana	W110-101	45-28
Jan. 2	at Golden State	W120-115	21-12	28	at Detroit	L107-116	45-29
4	Philadelphia	W115-100	22-12	29	at Washington	W114-109	46-29
7	Golden State	W124-115	23-12	Apr. 1	Golden State	W125-121	47-29
9	San Antonio	W120-110	24-12	3	at San Antonio	W136-110	48-29
11	Washington	W87-86	25-12	4	at Phoenix	W112-89	49-29
14	Utah	L102-105	25-13	6	L.A. Lakers	W109-103	50-29
15	at San Antonio	W119-113	26-13	7	Seattle	W109-95	51-29
18	New York	W104-95	27-13	10	at L.A. Lakers	L113-117	51-30
19	at Dallas	L96-131	27-14	11	Phoenix	L92-110	51-31

History

1986-87 Houston Rockets

(42-40, 3rd Midwest)

Final Statistics

Player	G-S	Min	FGM-A	Pct.	3PM-A	Pct.	FTM-A	Pct.	Rebounds					S	TO	B	TP	Avg.
									O-D-Tot	Avg.	A	Avg.	PF-D					
Hakeem Olajuwon	75-75	2760	677-1332	.508	1-5	.200	400-570	.702	315-543-858	11.4	220	2.9	294-8	140	228	254	1755	23.4
Ralph Sampson	43-32	1326	277-566	.489	0-3	.000	118-189	.624	88-284-372	8.7	120	2.8	169-6	40	126	58	672	15.6
Rodney McCray	81-81	3136	432-783	.552	0-9	.000	306-393	.779	190-388-578	7.1	434	5.4	172-2	88	208	53	1170	14.4
Robert Reid	75-63	2594	420-1006	.417	53-162	.327	136-177	.768	47-242-289	3.9	323	4.3	232-2	75	104	21	1029	13.7
Lewis Lloyd	32-14	688	165-310	.532	1-7	.143	65-86	.756	13-35-48	1.5	90	2.8	69-0	19	52	5	396	12.4
Jim Petersen	82-56	2403	386-755	.511	0-4	.000	152-209	.727	177-380-557	6.8	127	1.5	268-5	43	152	102	924	11.3
Mitchell Wiggins	32-19	788	153-350	.437	0-5	.000	49-65	.754	74-59-133	4.2	6	2.4	82-1	44	50	3	355	11.1
Cedric Maxwell (TOT)	81-31	1968	253-477	.530	0-1	.000	303-391	.775	175-260-435	5.4	197	2.4	178-1	39	136	14	809	10.0
Cedric Maxwell (HOU)	46-0	836	103-188	.548	0-1	.000	126-163	.773	72-112-184	4.0	75	1.6	76-0	13	48	5	332	7.2
Steve Harris	74-3	1174	251-599	.419	0-8	.000	111-130	.854	71-99-170	2.3	100	1.4	111-1	37	74	16	613	8.3
Allen Leavell	53-11	1175	147-358	.411	18-57	.316	100-119	.840	14-47-61	1.2	224	4.2	126-1	53	64	10	412	7.8
Dirk Minnifield (TOT)	74-52	1600	218-482	.452	11-39	.282	62-90	.689	29-111-140	1.9	348	4.7	174-2	72	157	75	509	6.9
Dirk Minnifield (HOU)	63-52	1478	205-440	.466	11-34	.324	61-86	.709	28-102-130	2.1	335	5.3	166-2	66	145	6	482	7.7
Buck Johnson	60-3	520	94-201	.468	0-1	.000	40-58	.690	38-50-88	1.5	40	0.7	81-0	17	37	15	228	3.8
Dave Feitl	62-1	498	88-202	.436	0-1	.000	53-71	.746	39-78-117	1.9	22	0.4	83-0	9	38	4	229	3.7
Richard Anderson	51-0	312	59-139	.424	4-16	.250	22-29	.759	24-55-79	1.5	33	0.6	37-0	7	19	3	144	2.8
Conner Henry	18-0	92	8-33	.242	1-11	.091	7-10	.700	0-7-7	0.4	8	0.4	7-0	3	9	0	24	1.3
ROCKETS	82	19780	3465-7262	.477	89-324	.275	1746-2355	.741	1190-2481-3671	44.8	2227	27.2	1973-28	654	1384	555	8765	106.9
OPPONENTS	82	19780	3348-7225	.463	100-355	.282	1887-2422	.779	1167-2364-3531	43.1	2126	25.9	1922-13	721	1366	368	8683	105.9

Date	Opponent	Score	Record	Date	Opponent	Score	Record
Nov. 1	L.A. Lakers	W112-102	1-0	27	Utah	L88-92	22-20
4	at Sacramento	W100-84	2-0	29	Milwaukee	L93-99	22-21
6	L.A. Clippers	L97-104	2-1	Feb. 1	at Atlanta	W106-104	23-21
8	Sacramento	W102-90	3-1	3	Denver	L105-107	23-22
11	San Antonio	W116-95	4-1	5	Golden State	W120-110	24-22
12	at Dallas	L85-114	4-2	10	San Antonio	W115-92	25-22
16	Cleveland	W134-106	5-2	12	at New Jersey	W121-99	26-22
18	Portland	L111-115 (OT)	5-3	14	at Milwaukee	L101-116	26-23
20	Utah	W104-90	6-3	16	Dallas	W105-100	27-23
21	at Washington	L99-115	6-4	19	Boston	L92-99	27-24
23	at Philadelphia	L104-114	6-5	21	Utah	W94-81	28-24
25	at New York	L93-102	6-6	23	Denver	W124-108	29-24
26	at Indiana	W92-88	7-6	24	at Denver	L105-134	29-25
29	New Jersey	L97-102	7-7	26	at Utah	W85-84	30-25
Dec. 2	at Golden State	L99-104	7-8	Mar. 1	Philadelphia	L97-102	30-26
4	Atlanta	L93-109	7-9	2	at San Antonio	W105-100	31-26
6	Seattle	L80-136	7-10	4	at Sacramento	W108-102 (OT)	32-26
10	at Phoenix	W117-109	8-10	5	at Golden State	L96-105	32-27
11	Golden State	L104-111	8-11	7	at Seattle	L115-118	32-28
13	Sacramento	W119-106	9-11	8	at Portland	L93-119	32-29
16	Phoenix	L102-106	9-12	10	Seattle	L127-136 (2OT)	32-30
18	at Seattle	L100-114	9-13	12	San Antonio	W121-112	33-30
19	at Portland	L112-115	9-14	14	at Dallas	L109-118	33-31
21	L.A. Lakers	L96-103	9-15	16	Chicago	W97-96	34-31
23	L.A. Clippers	W121-96	10-15	18	at Phoenix	W113-91	35-31
26	at L.A. Lakers	L111-134	10-16	20	L.A. Clippers	W126-98	36-31
27	at Utah	L96-103	10-17	21	at Utah	L108-125	36-32
30	at L.A. Clippers	W105-102	11-17	23	Detroit	L110-114	36-33
Jan. 2	at Denver	W114-111	12-17	24	at San Antonio	L97-103	36-34
3	Seattle	W138-114	13-17	26	Portland	W119-104	37-34
6	at Golden State	L100-118	13-18	28	L.A. Lakers	L109-123	37-35
8	Indiana	W110-96	14-18	31	at L.A. Lakers	L96-111	37-36
10	Dallas	W106-96	15-18	Apr. 1	at Phoenix	L104-117	37-37
13	Phoenix	W118-100	16-18	4	at Sacramento	L108-120	37-38
15	at Chicago	W107-96	17-18	6	at Portland	W114-108	38-38
16	at Detroit	W112-106	18-18	7	at L.A. Clippers	W102-84	39-38
18	at Boston	L99-122	18-19	9	Sacramento	W112-102	40-38
19	at Cleveland	W127-103	19-19	11	Denver	W113-103	41-38
21	at San Antonio	W111-91	20-19	15	at Dallas	L107-113	41-39
23	New York	W109-95	21-19	17	Dallas	W121-99	42-39
24	Washington	W115-92	22-19	18	at Denver	L117-126	42-40

1987-88 Houston Rockets

(46-36, 4th Midwest)

Final Statistics

Player	G-S	Min	FGM-A	Pct.	3PM-A	Pct.	FTM-A	Pct.	Rebounds				S	TO	B	TP	Avg.	
									O-D-Tot	Avg.	A	Avg.						
Hakeem Olajuwon	79-79	2825	712-1385	.514	0-4	.000	381-548	.695	302-657-959	12.1	163	2.1	324-7	162	243	214	1805	22.8
Ralph Sampson	19-19	705	119-271	.439	2-6	.333	63-85	.741	58-114-172	9.1	37	2.0	63-1	17	62	33	303	15.9
Eric Floyd (TOT)	77-73	2514	420-969	.433	14-72	.194	301-354	.850	77-219-296	3.8	544	7.1	190-1	95	223	12	1155	15.0
Eric Floyd (HOU)	59-55	1834	288-668	.431	13-52	.250	185-215	.860	51-154-205	3.5	366	6.2	144-1	68	156	10	774	13.1
Purvis Short	81-11	1949	474-986	.481	5-21	.238	206-240	.858	71-151-222	2.7	162	2.0	197-0	58	118	14	1159	14.3
Joe Barry Carroll (TOT)	77-30	2004	402-924	.435	0-2	.000	172-225	.764	131-358-489	6.4	113	1.5	195-1	50	164	106	976	12.7
Joe Barry Carroll (HOU)	63-16	1596	323-715	.452	0-1	.000	113-151	.748	110-286-396	6.3	94	1.5	149-0	37	121	81	759	12.0
Rodney McCray	81-80	2689	359-746	.481	0-4	.000	288-367	.785	232-399-631	7.8	264	3.3	166-2	57	144	51	1006	12.4
Allen Leavell	80-54	2150	291-666	.437	19-98	.216	218-251	.869	22-126-148	1.9	405	5.1	162-1	124	130	9	819	10.2
Jim Petersen	69-50	1793	249-488	.510	1-6	.167	114-153	.745	145-291-436	6.3	106	1.5	203-3	36	119	40	613	8.9
World B. Free	58-0	682	143-350	.409	8-35	.229	80-100	.800	14-30-44	0.8	60	1.0	74-2	20	49	3	374	6.4
Robert Reid	62-31	980	165-356	.463	13-34	.382	50-63	.794	38-87-125	2.0	67	1.1	118-0	27	41	5	393	6.3
Steve Harris	14-10	199	34-86	.395	0-1	.000	15-16	.938	12-9-21	1.5	17	1.2	15-0	8	6	2	83	5.9
Buck Johnson	70-2	879	155-298	.520	1-8	.125	67-91	.736	77-91-168	2.4	49	0.7	127-0	30	54	26	378	5.4
Cedric Maxwell	71-0	848	80-171	.468	0-2	.000	110-143	.769	74-105-179	2.5	60	0.8	75-0	22	54	12	270	3.8
Andre Turner	12-0	99	12-34	.353	1-7	.143	10-14	.714	4-4-8	0.7	23	1.9	13-0	7	12	1	35	2.9
Richard Anderson	12-0	53	11-26	.423	6-15	.400	4-5	.800	9-8-17	1.4	4	0.3	4-0	1	1	0	32	2.7
Lester Conner	52-3	399	50-108	.463	0-7	.000	32-41	.780	20-18-38	0.7	59	1.1	31-0	38	33	1	132	2.5
ROCKETS	82	19680	3465-7354	.471	69-291	.237	1936-2483	.780	1239-2530-3769	46.0	1936	23.6	1865-17	712	1367	502	8935	109.0
OPPONENTS	82	19680	3454-7420	.465	108-393	.275	1805-2352	.767	1261-2506-3767	45.9	1951	23.8	2012-17	737	1405	365	8821	107.6

Date	Opponent	Score	Record	Date	Opponent	Score	Record
Nov. 6	San Antonio	W108-102	1-0	4	New Jersey	W115-87	25-17
8	at L.A. Lakers	L92-101	1-1	9	Boston	W129-120	26-17
10	at Portland	W118-111	2-1	11	at Seattle	L115-120	26-18
12	at Sacramento	W116-114	3-1	12	at L.A. Clippers	W112-105	27-18
14	Utah	W101-93	4-1	14	at Portland	W115-103	28-18
15	Seattle	W108-106	5-1	16	Golden State	W121-116	29-18
17	at New Jersey	L111-114	5-2	18	L.A. Lakers	L96-111	29-19
19	at Cleveland	W105-97	6-2	20	Washington	W115-109	30-19
21	at Atlanta	L94-104	6-3	22	Philadelphia	W119-106	31-19
24	Detroit	L83-97	6-4	25	Dallas	L106-108	31-20
25	at Phoenix	W109-103	7-4	26	at San Antonio	L107-111	31-21
27	at Utah	L96-118	7-5	28	San Antonio	W108-95	32-21
28	Chicago	L86-98	7-6	Mar. 1	at Utah	L112-113	32-22
Dec. 1	Denver	W106-101	8-6	2	at Golden State	W108-101	33-22
2	at San Antonio	L93-97	8-7	4	at Dallas	L110-118	33-23
5	Golden State	W121-96	9-7	5	Sacramento	W105-94	34-23
8	Sacramento	W106-97	10-7	8	at Denver	W113-103	35-23
10	Utah	W98-93	11-7	10	Portland	L109-112	35-24
12	at Chicago	L103-112	11-8	13	Golden State	W125-112	36-24
16	at Denver	L113-132	11-9	15	L.A. Clippers	W116-110	37-24
17	at L.A. Clippers	L92-98	11-10	17	Seattle	W115-106	38-24
19	Denver	L117-121	11-11	19	at Sacramento	L104-121	38-25
22	Atlanta	W122-103	12-11	22	at L.A. Lakers	L95-117	38-26
26	at Dallas	L100-105	12-12	24	New York	W134-117	39-26
29	at Detroit	W101-91	13-12	26	Portland	W115-109	40-26
30	at Milwaukee	W102-93	14-12	28	at Philadelphia	L98-108	40-27
Jan. 2	at Washington	W111-100	15-12	30	at Boston	L110-117	40-28
4	Dallas	W117-107	16-12	31	at Indiana	W102-100	41-28
6	at Seattle	L95-110	16-13	Apr. 2	at New York	L98-104	41-29
7	at Golden State	W120-113	17-13	5	Denver	L97-110	41-30
9	Phoenix	W104-98	18-13	7	Utah	W113-107	42-30
13	at Phoenix	L106-117	18-14	9	at Seattle	W108-104	43-30
14	Portland	W103-98	19-14	10	at L.A. Clippers	L105-122	43-31
16	Indiana	W132-102	20-14	12	at San Antonio	L119-127	43-32
18	at L.A. Lakers	L110-121	20-15	14	Sacramento	W123-105	44-32
19	at Sacramento	L104-107	20-16	15	at Denver	L125-132	44-33
21	Milwaukee	W116-103	21-16	17	L.A. Lakers	W127-119	45-33
26	L.A. Clippers	W124-104	22-16	19	Dallas	L96-104	45-34
28	Cleveland	L85-109	22-17	21	San Antonio	L116-117	45-35
30	at Dallas	W108-92	23-17	23	at Utah	L107-125	45-36
Feb. 2	Phoenix	W109-99	24-17	24	Phoenix	W127-119	46-36

1988-89 Houston Rockets

(45-37, 2nd Midwest)

Final Statistics

Player	G-S	Min	FGM-A	Pct.	3PM-A	Pct.	FTM-A	Pct.	Rebounds					S	TO	B	TP	Avg.	
									O-D-Tot	Avg.	A	Avg.	PF-D						
Hakeem Olajuwon	82-82	3024	790-1556	.508	0-10	.000	454-652	.696	338-767	-1105	13.5	149	1.8	329-10	213	275	282	2034	24.8
Otis Thorpe	82-82	3135	521-961	.542	0-2	.000	328-450	.729	272-515	-787	9.6	202	2.5	259-6	82	225	37	1370	16.7
Eric Floyd	82-82	2788	396-893	.443	109-292	.373	261-309	.845	48-258	-306	3.7	709	8.6	196-1	124	253	11	1162	14.2
Mike Woodson	81-79	2259	410-936	.438	31-89	.348	195-237	.823	51-143	-194	2.4	206	2.5	195-1	89	136	18	1041	12.9
Buck Johnson	67-51	1850	270-515	.524	1-9	.111	101-134	.754	114-172	-286	4.3	126	1.9	213-4	64	110	35	642	9.6
Derrick Chievous	81-1	1539	277-634	.437	5-24	.208	191-244	.783	114-142	-256	3.2	77	1.0	161-1	48	101	11	750	9.3
Walter Berry (TOT)	69-31	1355	254-501	.507	1-2	.500	100-143	.699	86-181	-267	3.9	77	1.1	183-1	29	89	48	609	8.8
Walter Berry (HOU)	40-14	799	146-270	.541	1-2	.500	57-80	.713	54-98	-152	3.8	57	1.4	114-1	19	49	35	350	8.8
Purvis Short	65-16	1157	198-480	.413	9-33	.273	77-89	.865	65-114	-179	2.8	107	1.6	116-1	44	70	13	482	7.4
Tim McCormick	81-0	1257	169-351	.481	0-4	.000	87-129	.674	87-174	-261	3.2	54	0.7	193-0	18	68	24	425	5.2
Frank Johnson	67-0	879	109-246	.443	1-6	.167	75-93	.806	22-57	-79	1.2	181	2.7	91-0	42	102	0	294	4.4
Allen Leavell	55-3	627	65-188	.346	5-41	.122	44-60	.733	13-40	-53	1.0	127	2.3	61-0	25	62	5	179	3.3
Bernard Thompson	23-0	222	20-59	.339	0-2	.000	22-26	.846	9-19	-28	1.2	13	0.6	33-0	13	19	1	62	2.7
Tony Brown	14-0	91	14-45	.311	2-9	.222	6-8	.750	7-8	-15	1.1	5	0.4	14-0	3	7	0	36	2.6
Chuck Nevitt	43-0	228	27-62	.435	0-0	.000	11-16	.688	17-47	-64	1.5	3	0.1	51-1	5	22	29	65	1.5
ROCKETS	82	19855	3412-7196	.474	164-523	.314	1909-2527	.755	1211-2554	-3765	45.9	2016	24.6	2026-28	789	1569	501	8897	108.5
OPPONENTS	82	19855	3413-7290	.468	187-534	.350	1806-2372	.761	1145-2428	-3573	43.6	2015	24.6	2013-28	800	1455	439	8819	107.5

Date	Opponent	Score	Record	Date	Opponent	Score	Record
Nov. 4	at Denver	L117-120	0-1	31	L.A. Lakers	L114-125	25-17
5	Dallas	L113-114 (OT)	0-2	Feb. 3	Chicago	W105-98	26-17
8	San Antonio	W120-102	1-2	5	Denver	W124-112	27-17
10	Utah	W106-99	2-2	8	at L.A. Clippers	L111-114	27-18
11	at Miami	W121-100	3-2	9	at Portland	W113-110	28-18
13	Sacramento	W129-127	4-2	14	Boston	W137-123	29-18
15	New York	L121-126	4-3	17	Denver	W121-111	30-18
17	Miami	W113-107	5-3	18	at Dallas	W105-94	31-18
19	Detroit	W109-98	6-3	20	at Cleveland	L90-110	31-19
21	Atlanta	W117-113	7-3	21	at New York	L115-120	31-20
23	at Utah	L108-111	7-4	24	at Chicago	L97-106	31-21
25	at Portland	L94-111	7-5	25	at Milwaukee	L105-121	31-22
26	at Golden State	W119-109	8-5	27	Washington	L98-104	31-23
29	Phoenix	L107-124	8-6	Mar. 2	at Denver	L103-113	31-24
30	at Dallas	W101-89	9-6	3	at Seattle	L108-118	31-25
Dec. 2	at Phoenix	L95-110	9-7	5	L.A. Lakers	W88-83	32-25
3	Charlotte	W108-104	10-7	8	at Utah	L80-117	32-26
6	Cleveland	W106-105	11-7	10	Dallas	W96-86	33-26
8	at L.A. Clippers	L116-120	11-8	11	New Jersey	W124-94	34-26
10	Seattle	W110-91	12-8	13	at L.A. Lakers	L96-97	34-27
13	at Denver	L101-126	12-9	14	at Sacramento	L90-95	34-28
15	Golden State	W124-115 (2OT)	13-9	16	Milwaukee	W120-104	35-28
18	San Antonio	W120-109	14-9	18	Portland	W127-113	36-28
20	Sacramento	W105-104	15-9	21	Denver	L110-112	36-29
22	L.A. Clippers	W125-109	16-9	24	Utah	L99-102	36-30
26	at Charlotte	W97-95	17-9	25	Golden State	W144-104	37-30
27	at Miami	W101-93	18-9	28	Seattle	W120-117	38-30
29	at Washington	L109-126	18-10	30	at New Jersey	W109-101	39-30
30	at Detroit	L83-95	18-11	31	at Boston	L109-126	39-31
Jan. 3	Utah	W104-102	19-11	Apr. 2	at Philadelphia	L99-108	39-32
7	Philadelphia	L95-96	19-12	4	at Indiana	W90-88	40-32
11	at San Antonio	W122-117 (OT)	20-12	7	at Atlanta	L112-120 (OT)	40-33
12	Portland	W116-106	21-12	8	at Miami	L104-107 (OT)	40-34
14	Dallas	W110-98	22-12	11	Indiana	W108-99	41-34
16	at L.A. Lakers	L113-124	22-13	13	Phoenix	L111-119	41-35
17	at Sacramento	L109-123	22-14	14	at Utah	L96-122	41-36
19	at Seattle	L108-124	22-15	16	at Dallas	W114-112 (OT)	42-36
20	at Golden State	L114-121	22-16	17	San Antonio	W99-91	43-36
24	Miami	W118-93	23-16	19	at San Antonio	W99-84	44-36
26	L.A. Clippers	W106-100	24-16	21	at Phoenix	W112-101	45-36
28	at San Antonio	W96-91	25-16	22	Miami	L89-91	45-37

1989-90 Houston Rockets

(41-41, 5th Midwest)

Final Statistics

Player	G-S	Min	FGM-A	Pct.	3PM-A	Pct.	FTM-A	Pct.	Rebounds				PF-D	S	TO	B	TP	Avg.	
									O-D-Tot	Avg.	A	Avg.							
Hakeem Olajuwon	82-82	3124	806-1609	.501	1-6	.167	382-536	.713	299-850	1149	14.0	234	2.9	314-6	174	316	376	1995	24.3
Otis Thorpe	82-82	2947	547-998	.548	0-10	.000	307-446	.688	258-476	734	9.0	261	3.2	270-5	66	229	24	1401	17.1
Mitchell Wiggins	66-52	1852	416-853	.488	0-3	.000	192-237	.810	133-153	286	4.3	104	1.6	165-0	85	87	1	1024	15.5
Buck Johnson	82-82	2832	504-1019	.495	2-17	.118	205-270	.759	113-268	381	4.6	252	3.1	321-8	104	167	62	1213	14.8
Eric Floyd	82-73	2630	362-803	.451	89-234	.380	187-232	.806	46-152	198	2.4	600	7.3	159-0	94	204	11	1000	12.2
Vernon Maxwell	30-10	869	142-321	.442	13-53	.245	77-116	.664	15-72	87	2.9	150	5.0	69-0	42	72	5	374	12.5
Mike Woodson	61-11	972	160-405	.395	12-41	.293	62-86	.721	25-63	88	1.4	66	1.1	100-1	42	49	11	394	6.5
Derrick Chievous	41-0	492	90-178	.506	3-8	.375	61-87	.701	28-47	75	1.8	27	0.7	59-0	23	40	4	244	6.0
John Lucas	49-18	938	109-291	.375	26-87	.299	42-55	.764	19-71	90	1.8	238	4.9	59-0	45	85	2	286	5.8
Anthony Bowie	66-0	918	119-293	.406	6-21	.286	40-54	.741	36-82	118	1.8	96	1.5	80-0	42	59	5	284	4.3
Byron Dinkins	33-0	362	44-109	.404	1-9	.111	26-30	.867	13-27	40	1.2	75	2.3	30-0	19	37	2	115	3.5
Lewis Lloyd	19-0	113	29-51	.569	0-0	.000	9-16	.563	8-10	18	0.9	11	0.6	9-0	3	16	0	67	3.5
Larry Smith	74-0	1300	101-213	.474	0-2	.000	20-55	.364	180-272	452	6.1	69	0.9	203-3	56	70	28	222	3.0
Adrian Caldwell	51-0	331	42-76	.553	0-0	.000	13-28	.464	36-73	109	2.1	7	0.1	69-0	11	32	18	97	1.9
Tim McCormick	18-0	116	10-29	.345	0-0	.000	10-19	.526	8-19	27	1.5	3	0.2	24-0	3	10	1	30	1.7
Chuck Nevitt	3-0	9	2-2	1.000	0-0	.000	0-0	—	0-3	3	1.0	1	0.3	3-0	0	2	1	4	1.3
ROCKETS	82	19805	3343-7250	.480	153-491	.312	1633-2267	.720	1217-2638	3855	47.0	2194	26.8	1934-23	809	1513	551	8752	106.7
OPPONENTS	82	19805	3399-7322	.464	163-556	.293	1671-2256	.741	1175-2460	3635	44.3	2010	24.5	1819-10	790	1428	392	8632	105.3

Date	Opponent	Score	Record	Date	Opponent	Score	Record
Nov.	3 at L.A. Clippers	L88-102	0-1	27 Dallas	L92-99	20-22	
	4 at Golden State	W132-105	1-1	31 at Dallas	L91-98	20-23	
	7 Portland	W109-86	2-1	Feb.	1 Chicago	W139-112	21-23
	9 Denver	L127-128 (OT)	2-2		3 at Phoenix	L105-130	21-24
	11 Utah	W100-92	3-2		6 Minnesota	W108-101	22-24
	14 at Miami	L99-101	3-3		8 Atlanta	L108-110	22-25
	16 L.A. Clippers	W94-82	4-3		13 Boston	L94-107	22-26
	18 at Denver	L111-141	4-4		15 New York	W124-105	23-26
	19 Miami	W132-94	5-4		17 San Antonio	L102-104	23-27
	21 at New York	L106-114 (OT)	5-5		19 at Chicago	L102-107	23-28
	22 at Boston	L97-109	5-6		20 at Minnesota	L92-97	23-29
	24 at Charlotte	W85-81	6-6		23 at New Jersey	W125-115	24-29
	25 at Cleveland	W85-75	7-6		24 at Atlanta	L96-104	24-30
	28 L.A. Lakers	W110-104	8-6		27 at Detroit	L102-106 (OT)	24-31
	30 Charlotte	W113-101	9-6	Mar.	1 Phoenix	W112-104	25-31
Dec.	2 Dallas	L103-106	9-7		3 Golden State	W129-109	26-31
	5 at Seattle	L123-133	9-8		5 at San Antonio	W109-105	27-31
	8 New Jersey	L94-99	9-9		6 L.A. Lakers	W112-95	28-31
	9 at Utah	L90-104	9-10		8 Seattle	W111-97	29-31
	12 Phoenix	W105-83	10-10		10 Dallas	W105-95	30-31
	14 at San Antonio	L100-104	10-11		13 at Denver	L114-117	30-32
	15 at Phoenix	L96-121	10-12		15 at Sacramento	W92-86	31-32
	17 Orlando	W109-94	11-12		16 at L.A. Clippers	L95-118	31-33
	19 at Portland	L100-119	11-13		18 at Portland	L96-109	31-34
	20 at Golden State	L112-118	11-14		20 Portland	L110-120	31-35
	22 Sacramento	W103-92	12-14		22 Detroit	W115-110	32-35
	26 at Milwaukee	L96-103	12-15		24 Golden State	L97-102	32-36
	27 at Minnesota	L91-108	12-16		26 San Antonio	W113-95	33-36
	29 at Indiana	L97-103	12-17		29 Milwaukee	W120-94	34-36
	30 at Charlotte	L92-111	12-18		31 Minnesota	W106-98	35-36
Jan.	3 Indiana	W117-103	13-18	Apr.	3 at Philadelphia	L112-133	35-37
	6 Philadelphia	W124-119 (OT)	14-18		6 at Washington	L110-121	35-38
	9 Seattle	W97-90	15-18		8 at Orlando	W146-123	36-38
	11 at Sacramento	W90-87	16-18		10 at Charlotte	W115-112	37-38
	12 at L.A. Lakers	L98-107	16-19		12 Charlotte	W117-110	38-38
	15 at Seattle	L101-105	16-20		14 at Utah	W103-99	39-38
	17 Cleveland	W107-98	17-20		15 at L.A. Lakers	L102-113	39-39
	20 Washington	W127-107	18-20		17 Sacramento	W112-97	40-39
	22 Denver	W116-104	19-20		19 Denver	L127-130 (OT)	40-40
	23 at Utah	L94-102	19-21		20 at Dallas	L120-121	40-41
	25 L.A. Clippers	W102-101	20-21		22 Utah	W100-88	41-41

History

1990-91 Houston Rockets

(52-30, 3rd Midwest)

Final Statistics

Player	G-S	Min	FGM-A	Pct.	3PM-A	Pct.	FTM-A	Pct.	Rebounds					PF-D	S	TO	B	TP	Avg.
									O-D-Tot	Avg.	A	Avg.							
Hakeem Olajuwon	56-50	2062	487-959	.508	0-4	.000	213-277	.769	219-551-770	13.8	131	2.3	221-5	121	174	221	1187	21.2	
Kenny Smith	78-78	2699	522-1003	.520	49-135	.363	287-340	.844	36-127-163	2.1	554	7.1	131-0	106	237	11	1380	17.7	
Otis Thorpe	82-82	3039	549-988	.556	3-7	.429	334-480	.696	287-559-846	10.3	197	2.4	278-10	73	217	20	1435	17.5	
Vernon Maxwell	82-79	2870	504-1247	.404	172-510	.337	217-296	.733	41-197-238	2.9	303	3.7	179-2	127	171	15	1397	17.0	
Buck Johnson	73-70	2279	416-873	.477	2-15	.133	157-216	.727	108-222-330	4.5	142	1.9	240-5	81	122	47	991	13.6	
Eric Floyd	82-4	1850	386-939	.411	48-176	.273	185-246	.752	52-107-159	1.9	317	3.9	122-0	95	140	17	1005	12.3	
David Wood	82-13	1421	148-349	.424	28-90	.311	108-133	.812	107-139-246	3.0	94	1.1	236-4	58	89	16	432	5.3	
Mike Woodson	11-3	125	21-54	.389	1-6	.167	10-12	.833	2-9-11	1.0	10	0.9	11-0	5	7	4	53	4.8	
Kennard Winchester	64-1	607	98-245	.400	8-20	.400	35-45	.778	34-33-67	1.0	25	0.4	70-0	16	30	13	239	3.7	
Larry Smith	81-28	1923	128-263	.487	0-0	.000	12-50	.240	302-407-709	8.8	88	1.1	265-6	83	93	22	268	3.3	
Dave Jamerson	37-0	202	43-113	.381	5-19	.263	22-27	.815	9-21-30	0.8	27	0.7	24-0	6	20	1	113	3.1	
Dave Feitl	52-2	372	52-140	.371	0-3	.000	33-44	.750	29-71-100	1.9	8	0.2	52-0	3	25	12	137	2.6	
Matt Bullard	18-0	63	14-31	.452	0-3	.000	11-17	.647	6-8-14	0.8	2	0.1	10-0	3	3	0	39	2.2	
Adrian Caldwell	42-0	343	35-83	.422	0-1	.000	7-17	.412	43-57-100	2.4	8	0.2	35-0	19	30	10	77	1.8	
ROCKETS	82	19855	3403-7287	.467	316-989	.320	1631-2200	.741	1275-2508-3783	46.1	1906	23.2	1874-32	796	1402	409	8753	106.7	
OPPONENTS	82	19855	3337-7316	.456	183-621	.295	1609-2086	.771	1242-2431-3673	44.8	1965	24.0	1786-20	711	1415	357	8466	103.2	

Date	Opponent	Score	Record	Date	Opponent	Score	Record
Nov. 3	at Portland	L89-90	0-1	26	Cleveland	W103-97	22-20
4	at Seattle	L106-118	0-2	29	San Antonio	W91-89	23-20
6	Denver	W145-135	1-2	31	Seattle	L94-97	23-21
8	Orlando	W103-99	2-2	Feb. 2	at San Antonio	W100-94 (OT)	24-21
10	at San Antonio	L110-111	2-3	3	Golden State	W143-135 (2OT)	25-21
11	Utah	W110-90	3-3	6	at Milwaukee	W111-109	26-21
13	Minnesota	W90-88	4-3	7	at Cleveland	W96-92	27-21
15	L.A. Lakers	L103-108 (OT)	4-4	12	at Utah	L92-113	27-22
17	Miami	W117-100	5-4	14	Washington	W129-117	28-22
20	at New York	W115-88	6-4	16	Phoenix	W100-91	29-22
21	at Boston	L95-108	6-5	19	L.A. Lakers	L103-112	29-23
23	at Indiana	L111-112	6-6	21	Milwaukee	W92-90	30-23
25	at Minnesota	W107-91	7-6	24	at Minnesota	W100-91	31-23
27	L.A. Clippers	W107-102	8-6	26	at Denver	W129-99	32-23
28	at Utah	L92-103	8-7	28	at L.A. Clippers	L80-83	32-24
Dec. 1	Sacramento	W117-93	9-7	Mar. 3	at L.A. Lakers	W104-95	33-24
4	Atlanta	L110-113	9-8	5	New Jersey	W112-100	34-24
6	Charlotte	W116-110	10-8	7	Dallas	W122-90	35-24
8	at Dallas	W113-107	11-8	9	Philadelphia	W97-80	36-24
10	Boston	L95-107	11-9	12	Seattle	W93-91	37-24
12	at Philadelphia	W108-100	12-9	14	Orlando	W119-95	38-24
14	at Washington	L93-106	12-10	15	at Phoenix	W135-128	39-24
15	at Charlotte	W100-97	13-10	17	Golden State	W123-119	40-24
18	San Antonio	L95-96	13-11	19	at Minnesota	W98-85	41-24
20	Orlando	W128-126 (OT)	14-11	21	Sacramento	W98-87	42-24
22	Phoenix	W122-102	15-11	23	New York	W111-98	43-24
26	at Orlando	L103-109	15-12	25	at Chicago	W100-90	44-24
28	at New Jersey	W101-99	16-12	28	at Atlanta	W112-111	45-24
29	at Detroit	L84-99	16-13	30	at Orlando	L82-114	45-25
Jan. 3	Chicago	W114-92	17-13	31	at Miami	W123-103	46-25
5	Indiana	W112-99	18-13	Apr. 3	Dallas	W102-86	47-25
8	Portland	L97-123	18-14	5	at Denver	W126-120	48-25
10	at Denver	W156-133	19-14	6	Utah	W97-88	49-25
11	at Phoenix	L110-114	19-15	9	Portland	L93-103	49-26
13	at L.A. Lakers	L97-116	19-16	11	at Golden State	L99-111	49-27
14	at L.A. Clippers	L126-130 (OT)	19-17	13	at Sacramento	W95-94	50-27
17	Detroit	L91-97 (OT)	19-18	15	at Seattle	W97-93	51-27
19	L.A. Clippers	W107-96	20-18	16	at Portland	L96-115	51-28
21	at Sacramento	L94-97	20-19	18	San Antonio	L95-102	51-29
22	at Golden State	L116-123	20-20	19	at Dallas	L107-113	51-30
24	Minnesota	W118-94	21-20	21	Denver	W131-125	52-30

1991-92 Houston Rockets

(42-40, 3rd Midwest)

Final Statistics

Player	G-S	Min	FGM-A	Pct.	3PM-A	Pct.	FTM-A	Pct.	Rebounds				PF-D	S	TO	B	TP	Avg.
									O-D-Tot	Avg.	A	Avg.						
Hakeem Olajuwon	70-69	2636	591-1177	.502	0-1	.000	328-428	.766	246-599-845	12.1	157	2.2	263-7	127	187	304	1510	21.6
Otis Thorpe	82-82	3056	558-943	.592	0-7	.000	304-463	.657	285-577-862	10.5	250	3.0	307-7	52	237	37	1420	17.3
Vernon Maxwell	80-80	2700	502-1216	.413	162-473	.342	206-267	.772	37-206-243	3.0	326	4.1	200-3	104	178	28	1372	17.2
Kenny Smith	81-80	2735	432-910	.475	54-137	.394	219-253	.866	34-143-177	2.2	562	6.9	112-0	104	227	7	1137	14.0
Eric Floyd	82-3	1662	286-704	.406	37-123	.301	135-170	.794	34-116-150	2.2	239	2.9	128-0	57	128	21	744	9.1
Buck Johnson	80-69	2202	290-633	.458	1-9	.111	104-143	.727	95-217-312	3.9	158	2.0	234-2	72	104	49	685	8.6
Matt Bullard	80-7	1278	205-447	.459	64-166	.386	38-50	.760	73-150-223	2.8	75	0.9	129-1	26	56	21	512	6.4
Avery Johnson (TOT)	69-15	1235	158-330	.479	4-15	.267	66-101	.653	13-67-80	1.2	266	3.9	89-1	61	110	9	386	5.6
Avery Johnson (HOU)	49-1	772	103-222	.464	3-10	.300	42-69	.609	8-37-45	0.9	166	3.4	46-0	40	65	6	251	5.1
Carl Herrera	43-7	566	83-161	.516	0-0	.000	25-44	.568	33-66-99	2.3	27	0.6	60-0	16	37	25	191	4.4
Dave Jamerson	48-0	378	79-191	.414	8-28	.286	25-27	.926	22-21-43	0.9	33	0.7	39-0	17	24	0	191	4.0
John Turner	42-0	345	43-98	.439	0-0	.000	31-59	.525	38-40-78	1.9	12	0.3	40-0	6	32	4	117	2.8
Larry Smith	45-7	800	50-92	.543	0-1	.000	4-11	.364	107-149-256	5.7	33	0.7	121-3	21	44	7	104	2.3
Wayne Rollins	59-5	697	46-86	.535	0-0	.000	26-30	.867	61-110-171	2.9	15	0.3	85-0	14	18	62	118	2.0
Gerald Henderson	8-0	34	4-11	.364	0-3	.000	4-6	.667	1-1-2	0.3	5	0.6	4-0	0	4	0	12	1.5
Kennard Winchester	4-0	17	1-3	.333	0-0	.000	0-0	.000	0-0-0	0.0	0	0.0	1-0	0	0	0	2	0.5
Dan Goddread	1-0	2	0-0	.000	0-0	.000	0-0	.000	0-0-0	0.0	0	0.0	0-0	0	0	0	0	0.0
ROCKETS	82	19880	3273-6894	.475	329-959	.343	1491-2020	.738	1074-2432-3506	42.8	2058	25.1	1769-23	656	1378	571	8366	102.0
OPPONENTS	82	19880	3391-7317	.463	196-574	.341	1529-1985	.770	1232-2406-3638	44.4	2131	26.0	1673-13	743	1174	384	8632	103.7

Date	Opponent	Score	Record	Date	Opponent	Score	Record
Nov.	1 L.A. Lakers	W126-121 (2OT)	1-0	28 Minnesota	W111-102	23-19	
	2 at Denver	L101-109 (OT)	1-1	30 Chicago	W105-102	24-19	
	5 Portland	W106-99	2-1	Feb. 1	at Phoenix	L92-106	24-20
	7 Cleveland	W105-86	3-1	3 Indiana	W122-111	25-20	
	9 Phoenix	W96-95	4-1	5 at Boston	L85-98	25-21	
	12 at Dallas	W98-92	5-1	6 at New York	L85-102	25-22	
	15 at L.A. Lakers	L74-86	5-2	11 at Seattle	L99-105	25-23	
	16 at Sacramento	W102-93	6-2	12 at L.A. Clippers	L95-97	25-24	
	19 New York	W90-79	7-2	14 Boston	W105-99	26-24	
	21 Minnesota	W106-102	8-2	15 at Dallas	L99-103	26-25	
	23 at Minnesota	L89-102	8-3	17 Minnesota	L122-124 (OT)	26-26	
	26 New Jersey	W118-109	9-3	20 Philadelphia	W110-101	27-26	
	29 at Indiana	L121-141	9-4	21 at Utah	L97-124	27-27	
Dec.	1 at Detroit	L87-94	9-5	23 San Antonio	W90-83	28-27	
	3 Denver	L100-110	9-6	26 Golden State	W118-116	29-27	
	5 Atlanta	L97-109	9-7	28 at Denver	W84-81	30-27	
	7 Utah	L91-96	9-8	Mar. 1	at L.A. Lakers	W105-97	31-27
	10 at Portland	W108-106	10-8	3 at Phoenix	L107-112 (OT)	31-28	
	12 at Golden State	W99-96	11-8	5 Miami	W114-93	32-28	
	14 San Antonio	L100-107	11-9	7 at Golden State	L100-110	32-29	
	17 Washington	W100-97	12-9	8 at Sacramento	W109-108	33-29	
	19 Sacramento	W109-102	13-9	10 Dallas	W116-93	34-29	
	20 at Charlotte	W99-95	14-9	12 at San Antonio	L98-104	34-30	
	22 at Orlando	W99-94	15-9	13 Charlotte	W118-100	35-30	
	23 Dallas	L85-105	15-10	15 Utah	W106-97	36-30	
	26 at New Jersey	L93-99	15-11	17 L.A. Clippers	W100-92	37-30	
	27 at Washington	W107-100	16-11	19 Seattle	L91-112	37-31	
	29 at Milwaukee	L100-110	16-12	21 Sacramento	L97-100	37-32	
	30 at Cleveland	L89-121	16-13	24 at Seattle	L106-128	37-33	
Jan.	2 Detroit	L83-106	16-14	26 at L.A. Clippers	L95-109	37-34	
	4 at San Antonio	W112-110 (2OT)	17-14	28 at Portland	L95-115	37-35	
	6 at Atlanta	L97-109	17-15	31 L.A. Lakers	L101-107	37-36	
	8 at Philadelphia	L104-114	17-16	Apr. 2	Denver	W137-114	38-36
	10 at Miami	W111-107 (OT)	18-16	4 Orlando	W110-101	39-36	
	11 Seattle	W119-115	19-16	7 at San Antonio	W95-92	40-36	
	14 Denver	W111-94	20-16	9 at Minnesota	W117-102	41-36	
	16 Golden State	L91-98	20-17	11 Dallas	L92-99	41-37	
	18 at Utah	L80-108	20-18	14 Portland	W108-96	42-37	
	21 Milwaukee	W117-107	21-18	15 at Utah	L98-130	42-38	
	23 L.A. Clippers	W109-96	22-18	17 at Dallas	L106-109	42-39	
	25 at Chicago	L100-114	22-19	19 Phoenix	L97-100	42-40	

1992-93 Houston Rockets

(55-27, 1st Midwest)

Final Statistics

Player	G-S	Min	FGMA	Pct.	3PMA	Pct.	FTMA	Pct.	Rebounds		PF-D	S	TO	B	TP	Avg.		
									O-D-Tot	Avg.								
Hakeem Olajuwon	82-82	3242	848-1603	.529	0-8	.000	444-570	.779	283-785-1068	13.0	291	3.5	305-5	150	262	342	2140	26.1
Vernon Maxwell	71-68	2251	349-858	.407	120-361	.332	164-228	.719	29-192-221	3.1	297	4.2	124-1	86	140	8	982	13.8
Kenny Smith	82-82	2422	387-744	.520	96-219	.438	195-222	.878	28-132-160	2.0	446	5.4	110-0	80	163	7	1065	13.0
Otis Thorpe	72-69	2357	385-690	.558	0-2	.000	153-256	.598	219-370-589	8.2	181	2.5	234-3	43	151	19	923	12.8
Robert Horry	79-79	2330	323-682	.474	12-47	.255	143-200	.715	113-279-392	5.0	191	2.4	210-1	80	156	83	801	10.1
Carl Herrera	81-12	1800	240-444	.541	0-2	.000	125-176	.710	148-306-454	5.6	61	0.8	190-1	47	92	35	605	7.5
Matt Bullard	79-4	1356	213-494	.431	91-243	.374	58-74	.784	66-156-222	2.8	110	1.4	129-0	30	57	11	575	7.3
Eric Floyd	52-10	867	124-305	.407	16-56	.286	81-102	.794	14-72-86	1.7	132	2.5	59-0	32	68	6	345	6.6
Scott Brooks	82-0	1516	183-385	.475	41-99	.414	112-135	.830	22-77-99	1.2	243	3.0	136-0	79	72	3	519	6.3
Winston Garland	66-4	1004	152-343	.443	6-13	.462	81-89	.910	32-76-108	1.6	138	2.1	116-0	39	67	4	391	5.9
Kenard Winchester	39-0	340	61-139	.439	4-19	.211	17-22	.773	17-32-49	1.3	13	0.3	40-0	10	15	10	143	3.7
Terry Teagle	2-0	25	2-7	.286	0-0	.000	1-2	.500	0-3-3	1.5	2	1.0	1-0	0	1	0	5	2.5
Mark Acres	6-0	23	2-9	.222	1-2	.500	1-2	.500	2-4-6	1.0	0	0.0	2-0	0	2	0	6	1.0
Wayne Rollins	42-0	247	11-41	.268	0-2	.000	9-12	.750	12-48-60	1.4	10	0.2	43-0	6	9	15	31	0.7
ROCKETS	82	19780	3280-6744	.486	387-1073	.361	1584-2090	.758	985-2532-3517	42.9	2115	25.8	1699-11	682	1295	543	8531	104.0
OPONENTS	82	19780	3255-7129	.457	242-730	.332	1432-1877	.763	1167-2295-3462	42.2	1965	24.0	1793-22	717	1228	327	8184	99.8

Date	Opponent	Score	Record	Date	Opponent	Score	Record
Nov. 6	Seattle (Yokohama)	L94-111	0-1	Feb. 30	New Jersey	W108-105	24-18
7	Seattle (Yokohama)	L85-89	0-2	1	Indiana	W115-104	25-18
11	Atlanta	W101-82	1-2	3	at Dallas	W119-102	26-18
14	at San Antonio	W93-87	2-2	5	Minnesota	L105-112	26-19
17	Sacramento	W116-109	3-2	8	Washington	L100-106	26-20
19	Cleveland	W99-92	4-2	10	at Philadelphia	W98-90	27-20
21	San Antonio	W103-100	5-2	11	at New York	L95-125	27-21
24	L.A. Clippers	W88-83	6-2	13	at Minnesota	W97-88	28-21
25	at Orlando	L94-107	6-3	16	Philadelphia	W149-111	29-21
27	at Miami	W101-93	7-3	18	Boston	W119-84	30-21
28	Utah	L99-108	7-4	23	at Utah	W105-78	31-21
Dec. 1	at Denver	L105-112	7-5	25	Phoenix	W131-104	32-21
3	L.A. Lakers	L89-95	7-6	27	Denver	W107-102	33-21
5	at Dallas	W117-96	8-6	Mar. 2	at L.A. Clippers	W99-83	34-21
8	Minnesota	W102-94	9-6	3	at Sacramento	W89-86	35-21
11	at Chicago	W110-96	10-6	5	at Dallas	W105-86	36-21
12	at Minnesota	W104-87	11-6	6	Sacramento	W119-102	37-21
15	at Cleveland	L97-124	11-7	9	Miami	W104-94	38-21
17	San Antonio	W121-109	12-7	11	Portland	W104-91	39-21
19	Dallas	W112-93	13-7	13	Utah	W104-95	40-21
22	at Detroit	L84-98	13-8	16	Orlando	W94-93	41-21
23	at Boston	L94-98	13-9	18	at Golden State	W98-85	42-21
26	Denver	W90-82	14-9	19	at Portland	L98-106 (OT)	42-22
29	Golden State	L112-132	14-10	21	Seattle	L89-100	42-23
30	at Phoenix	L110-133	14-11	23	at Charlotte	W111-103	43-23
Jan. 2	at Golden State	L107-113	14-12	25	at Atlanta	L96-106	43-24
3	at Portland	L101-103 (OT)	14-13	26	at Washington	W90-69	44-24
5	Phoenix	L104-106	14-14	28	at Minnesota	L100-101	44-25
7	Portland	L91-113	14-15	Apr. 1	Milwaukee	W121-115	45-25
8	at Denver	L90-115	14-16	3	Golden State	W118-111	46-25
10	Utah	W97-90	15-16	6	L.A. Clippers	W114-101	47-25
12	at L.A. Clippers	W113-103	16-16	8	at Utah	W95-90	48-25
14	Charlotte	W114-102	17-16	10	San Antonio	W98-88	49-25
16	New York	W104-102	18-16	13	L.A. Lakers	W126-107	50-25
18	at L.A. Lakers	W110-90	19-16	14	at Denver	W107-96	51-25
19	at Sacramento	W102-96	20-16	16	at L.A. Lakers	W100-84	52-25
21	Detroit	W126-120	21-16	17	at Seattle	W86-81	53-25
23	at Indiana	W113-100	22-16	19	at Phoenix	W111-97	54-25
24	at New Jersey	L83-100	22-17	22	Minnesota	W112-110 (OT)	55-25
26	at Milwaukee	L86-100	22-18	24	Dallas	L123-128	55-26
28	Chicago	W94-83	23-18	25	at San Antonio	L117-119 (OT)	55-27

1993-94 Houston Rockets

(58-24, 1st Midwest, NBA Champions)

Final Statistics

Player	G-S	Min	FGM-A	Pct.	3PM-A	Pct.	FTM-A	Pct.	Rebounds				S	TO	B	TP	Avg.	
									O-D-Tot	Avg.	A	Avg.						PF-D
Hakeem Olajuwon	80-80	3277	894-1694	.528	8-19	.421	388-542	.716	229-726-955	11.9	287	3.6	289-4	128	271	297	2184	27.3
Otis Thorpe	82-82	2909	449-801	.561	0-2	.000	251-382	.657	271-599-870	10.6	189	2.3	253-1	66	185	28	1149	14.0
Vernon Maxwell	75-73	2571	380-976	.389	120-403	.298	143-191	.749	42-187-229	3.1	380	5.1	143-0	125	185	20	1023	13.6
Robert Horry	78-78	2209	341-711	.480	89-220	.405	135-155	.871	24-114-138	1.8	327	4.2	121-0	59	126	4	906	11.6
Chris Jent	3-0	78	13-26	.500	4-11	.364	1-2	.500	4-11-15	5.0	7	2.3	13-1	0	5	0	31	10.3
Robert Horry	81-81	2370	322-702	.459	44-136	.324	115-157	.732	128-312-440	5.4	231	2.9	186-0	119	137	75	803	9.9
Mario Elie	67-8	1606	208-466	.446	56-167	.335	154-179	.860	28-153-181	2.7	208	3.1	124-0	50	109	8	626	9.3
Sam Cassell	66-6	1122	162-388	.418	26-88	.295	90-107	.841	25-109-134	2.0	192	2.9	136-1	59	94	7	440	6.7
Scott Brooks	73-0	1225	142-289	.491	23-61	.377	74-85	.871	10-92-102	1.4	149	2.0	98-0	51	55	2	381	5.2
Carl Herrera	75-0	1292	142-310	.458	0-0	.000	69-97	.711	101-184-285	3.8	37	0.5	159-0	32	69	26	353	4.7
Larry Robinson	6-0	55	10-20	.500	2-8	.250	3-8	.375	4-6-10	1.7	6	1.0	8-0	7	10	0	25	4.2
Matt Bullard	65-0	725	78-226	.345	50-154	.325	20-26	.769	23-61-84	1.3	64	1.0	67-0	14	28	6	226	3.5
Richard Petruska	22-0	92	20-46	.435	7-15	.467	6-8	.750	9-22-31	1.4	1	0.0	15-0	2	15	3	53	2.4
Earl Cureton	2-0	30	2-8	.250	0-0	.000	0-2	.000	4-8-12	6.0	0	0.0	4-0	0	1	0	4	2.0
Eric Riley	47-2	219	34-70	.486	0-1	.000	20-37	.541	24-35-59	1.3	9	0.2	30-0	5	15	9	88	1.9
ROCKETS	82	19780	3197-6733	.475	429-1285	.334	1469-1978	.743	926-2619-3545	43.2	2087	25.5	1646-7	717	1338	485	8292	101.1
OPPONENTS	82	19780	3152-7166	.440	257-841	.306	1377-1871	.736	1138-2434-3572	43.6	1901	23.2	1743-13	767	1221	312	7938	96.8

Date	Opponent	Score	Record	Date	Opponent	Score	Record
Nov. 5	New Jersey	W110-88	1-0	Feb. 1	at Utah	L88-104	31-11
7	at Portland	W106-92	2-0	3	L.A. Lakers	W99-88	32-11
9	at Golden State	W102-93	3-0	6	Minnesota	W101-90	33-11
11	Minnesota	W107-99	4-0	8	at Milwaukee	L98-106	33-12
13	Phoenix	W99-95	5-0	10	at Detroit	W104-81	34-12
15	at Philadelphia	W88-84	6-0	15	Atlanta	W103-99	35-12
16	at New Jersey	W90-84	7-0	16	at Charlotte	L97-102	35-13
18	at Indiana	W99-83	8-0	19	Phoenix	W106-88	36-13
20	L.A. Clippers	W108-86	9-0	22	Denver	W98-97	37-13
23	Chicago	W100-93	10-0	24	New York	W93-73	38-13
24	at Utah	W95-93 (OT)	11-0	26	Utah	L85-95	38-14
26	at Sacramento	W92-89	12-0	28	at Orlando	L85-89	38-15
27	at L.A. Clippers	W82-80	13-0	Mar. 1	Orlando	W97-85	39-15
30	Milwaukee	W102-91	14-0	5	L.A. Clippers	W124-107	40-15
Dec. 2	at New York	W94-85	15-0	8	at San Antonio	L99-115	40-16
3	at Atlanta	L111-133	15-1	10	Seattle	W87-82	41-16
5	at Cleveland	W99-98	16-1	12	San Antonio	L98-109	41-17
7	Charlotte	W121-102	17-1	13	at Dallas	W100-93	42-17
9	Miami	W115-109 (OT)	18-1	15	Portland	W105-99	43-17
11	Seattle	W82-75	19-1	17	Golden State	W112-99	44-17
14	at Miami	W97-88	20-1	19	Detroit	W106-88	45-17
18	Dallas	W104-93	21-1	21	Washington	W128-112	46-17
21	at San Antonio	W90-88	22-1	22	at Minnesota	L81-83	46-18
23	Denver	L93-106	22-2	24	L.A. Lakers	W113-107	47-18
25	at Phoenix	L91-111	22-3	26	Utah	W98-83	48-18
26	at L.A. Lakers	W118-93	23-3	27	at Phoenix	L98-113	48-19
28	at Seattle	L97-112	23-4	29	at Sacramento	W122-101	49-19
30	at Minnesota	W110-104	24-4	30	at Golden State	W114-104	50-19
Jan. 4	Portland	W106-95	25-4	Apr. 1	at L.A. Lakers	L88-101	50-20
5	at Dallas	W114-102	26-4	3	at L.A. Clippers	W106-98	51-20
8	Philadelphia	W100-93	27-4	7	Golden State	W134-102	52-20
10	at Orlando	L110-115	27-5	9	San Antonio	W100-89	53-20
12	at Boston	W94-84	28-5	10	at Denver	W93-92	54-20
13	at Washington	L102-120	28-6	12	Minnesota	W98-89	55-20
15	at Chicago	L76-82	28-7	14	Sacramento	W104-99	56-20
18	Boston	L83-95	28-8	16	at Seattle	L97-100	56-21
20	at Denver	L106-111 (2OT)	28-9	17	at Portland	W119-110	57-21
22	Utah	W106-101	29-9	19	at San Antonio	L80-90	57-22
25	Cleveland	W96-93	30-9	21	Dallas	W126-100	58-22
27	Sacramento	W113-97	31-9	22	at Dallas	L95-107	58-23
29	Indiana	L108-119	31-10	24	Denver	L107-115	58-24

History

1994-95 Houston Rockets

(47-35, 3rd Midwest, NBA Champions)

Final Statistics

Player	G-S	Min	FGM-A	Pct.	3PM-A	Pct.	FTM-A	Pct.	Rebounds				S	TO	B	TP	Avg.	
									O-D-Tot	Avg.	A	Avg.						PF-D
Hakeem Olajuwon	72-72	2853	798-1545	.517	3-16	.188	406-537	.756	172-603-775	10.8	255	3.5	250-3	133	237	242	2005	27.8
Clyde Drexler (TOT)	76-75	2728	571-1238	.461	147-408	.360	364-442	.824	152-328-480	6.3	362	4.8	206-1	136	186	45	1653	21.8
Clyde Drexler (HOU)	35-34	1300	266-526	.506	60-168	.357	157-194	.809	68-178-246	7.0	154	4.4	89-1	62	89	23	749	21.4
Vernon Maxwell	64-54	2038	306-777	.394	143-441	.324	99-144	.688	18-146-164	2.6	274	4.3	157-1	75	137	13	854	13.3
Otis Thorpe	36-35	1188	206-366	.563	0-3	.000	67-127	.528	113-209-322	8.9	58	1.6	102-1	22	76	13	479	13.3
Kenny Smith	81-81	2030	287-593	.484	142-331	.429	126-148	.851	27-128-155	1.9	323	4.0	109-1	71	123	10	842	10.4
Robert Horry	64-61	2074	240-537	.447	86-227	.379	86-113	.761	81-243-324	5.1	216	3.4	161-0	94	122	76	652	10.2
Sam Cassell	82-1	1882	253-593	.427	63-191	.330	214-254	.843	38-173-211	2.6	405	4.9	209-3	94	167	14	783	9.5
Mario Elie	81-13	1896	243-487	.499	80-201	.398	144-171	.842	50-146-196	2.4	189	2.3	158-0	65	104	12	710	8.8
Carl Herrera	61-26	1331	171-327	.523	0-2	.000	73-117	.624	98-180-278	4.6	44	0.7	136-0	40	71	38	415	6.8
Chucky Brown	41-14	814	105-174	.603	1-3	.333	38-62	.613	64-125-189	4.6	30	0.7	105-0	11	29	14	249	6.1
Pete Chilcutt	68-17	1347	146-328	.445	35-86	.407	31-42	.738	106-211-317	4.7	66	1.0	117-0	25	61	43	358	5.3
Tracy Murray (TOT)	54-3	516	95-233	.408	35-86	.407	33-42	.786	20-39-59	1.1	19	0.4	73-0	14	35	4	258	4.8
Tracy Murray (HOU)	25-0	203	32-80	.400	19-45	.422	5-8	.625	2-20-22	0.9	5	0.2	31-0	7	15	3	88	3.5
Scott Brooks	28-0	186	35-65	.538	8-17	.471	18-21	.857	1-12-13	0.5	22	0.8	14-0	8	14	1	96	3.4
Tim Breaux	42-2	340	45-121	.372	6-25	.240	32-49	.653	16-18-34	0.8	15	0.4	25-0	11	16	4	128	3.0
Zan Tabak	37-0	182	24-53	.453	0-1	.000	27-44	.614	23-34-57	1.5	4	0.1	37-0	2	18	7	75	2.0
Charles Jones	3-0	36	1-3	.333	0-0	.000	1-2	.500	2-5-7	2.3	0	0.0	8-0	0	0	1	3	1.0
Adrian Caldwell	7-0	30	1-4	.250	0-0	.000	3-6	.500	1-9-10	1.4	0	0.0	6-0	1	1	0	5	0.7
ROCKETS	82	19730	3159-6579	.480	646-1757	.368	1527-2039	.749	880-2440-3320	40.5	2060	25.1	1714-10	721	1322	514	8491	103.5
OPONENTS	82	19730	3202-7061	.453	506-1345	.376	1407-1874	.751	1165-2386-3551	43.3	1940	23.7	1779-12	744	1274	365	8317	101.4

Date	Opponent	Score	Record	Date	Opponent	Score	Record
Nov. 4	New Jersey	W90-86	1-0	Feb. 2	Utah	W121-101	27-15
5	at Minnesota	W115-85	2-0	5	at Phoenix	W124-100	28-15
8	at Cleveland	W100-98	3-0	6	at Portland	L82-120	28-16
9	at Indiana	W109-104	4-0	8	at Sacramento	W97-86	29-16
11	at Boston	W102-82	5-0	9	at L.A. Clippers	L107-122	29-17
12	at New Jersey	W100-84	6-0	14	L.A. Clippers	W124-104	30-17
15	Sacramento	W105-99	7-0	16	at Charlotte	W105-89	31-17
17	Chicago	W106-83	8-0	17	at Washington	W109-92	32-17
19	at Denver	W109-101	9-0	19	at New York	L117-122	32-18
22	Portland	L94-102	9-1	21	San Antonio	L97-98	32-19
23	at Orlando	L94-117	9-2	23	Detroit	W110-99	33-19
26	Seattle	L94-98	9-3	25	Golden State	W112-105	34-19
29	Denver	W96-81	10-3	27	Cleveland	W86-78	35-19
Dec. 1	at Golden State	W113-109	11-3	28	at Dallas	L101-102	35-20
2	at L.A. Lakers	L89-107	11-4	Mar. 2	Orlando	L96-107	35-21
6	at Seattle	L90-103	11-5	3	at Minnesota	L105-108	35-22
8	Charlotte	W101-95	12-5	5	at San Antonio	L103-124	35-23
10	San Antonio	L96-108	12-6	7	Phoenix	L102-113	35-24
13	Washington	W93-85	13-6	11	Dallas	W109-102	36-24
15	L.A. Lakers	L94-97	13-7	13	at Atlanta	W97-86	37-24
17	Boston	L109-112	13-8	14	at Philadelphia	W136-107	38-24
22	Phoenix	W114-106	14-8	16	Minnesota	W104-97	39-24
23	at San Antonio	L96-98	14-9	19	Philadelphia	W114-103	40-24
26	at Miami	W101-88	15-9	21	Seattle	L102-104	40-25
27	Atlanta	W105-93	16-9	23	Utah	L104-112	40-26
29	Golden State	W126-124	17-9	24	at Phoenix	W99-97	41-26
30	at Utah	W111-103	18-9	26	at L.A. Lakers	L96-107	41-27
Jan. 3	at Dallas	W110-98	19-9	28	L.A. Lakers	L96-106	41-28
5	Dallas	W108-99	20-9	30	at L.A. Clippers	W108-96	42-28
7	Indiana	L83-88	20-10	Apr. 1	Milwaukee	L87-93	42-29
11	Miami	W108-97	21-10	4	at Sacramento	L105-109	42-30
13	San Antonio	W103-100	22-10	6	at Golden State	W110-102	43-30
14	at Denver	L104-118	22-11	7	at Portland	L109-127	43-31
16	at Minnesota	L75-94	22-12	9	at Denver	W123-120	44-31
19	New York	L77-93	22-13	11	Dallas	L147-156 (TOT)	44-32
20	at Detroit	W106-96	23-13	13	Portland	W112-99	45-32
22	at Chicago	L81-100	23-14	15	Sacramento	W98-84	46-32
24	at Milwaukee	W115-99	24-14	17	L.A. Clippers	W121-111	47-32
26	at San Antonio	L100-103	24-15	19	at Utah	L96-115	47-33
28	Minnesota	W114-93	25-15	20	at Seattle	L101-111	47-34
31	Denver	W86-74	26-15	23	Utah	L97-103	47-35

1995-96 Houston Rockets

(48-34, 3rd Midwest)

Final Statistics

Player	G-S	Min	FGM-A	Pct.	3PM-A	Pct.	FTM-A	Pct.	Rebounds			PF-D	S	TO	B	TP	Avg.	
									O-D-Tot	Avg.	A Avg.							
Hakeem Olajuwon	72-72	2797	768-1494	.514	3-14	.214	397-548	.724	176-608-784	10.9	257	3.6	242-0	113	247	207	1936	26.9
Clyde Drexler	52-51	1997	331-764	.433	78-235	.332	265-338	.784	97-276-373	7.2	302	5.8	153-0	105	134	24	1005	19.3
Sam Cassell	61-0	1682	289-658	.439	73-210	.348	235-285	.825	51-137-188	3.1	278	4.6	166-2	53	157	4	886	14.5
Robert Horry	71-71	2634	300-732	.410	142-388	.366	111-143	.776	97-315-412	5.8	281	4.0	197-3	116	160	109	853	12.0
Tracy Moore	8-2	190	30-76	.395	13-30	.433	18-19	.947	10-12-22	2.8	6	0.8	16-0	2	8	0	91	11.4
Mario Elie	45-16	1385	180-357	.504	41-127	.323	98-115	.852	47-108-155	3.4	138	3.1	93-0	45	59	11	499	11.1
Sam Mack	31-20	868	121-287	.422	54-135	.400	39-46	.848	18-80-98	3.2	79	2.5	75-0	22	28	9	335	10.8
Mark Bryant	71-9	1587	242-446	.543	0-2	.000	127-177	.718	131-220-351	4.9	52	0.7	234-4	31	85	19	611	8.6
Chucky Brown	82-82	2019	300-555	.541	1-8	.125	104-150	.693	134-307-441	5.4	89	1.1	163-0	47	94	38	705	8.6
Kenny Smith	68-56	1617	201-464	.433	91-238	.382	87-106	.821	21-75-96	1.4	245	3.6	116-1	47	100	3	580	8.5
Eldridge Recasner	63-27	1275	149-359	.415	81-191	.424	57-66	.864	31-113-144	2.3	170	2.7	111-1	23	61	5	436	6.9
Henry James	7-0	58	10-24	.417	5-15	.333	5-5	1.000	3-3-6	0.9	2	0.3	13-0	0	4	0	30	4.3
Melvin Booker	11-0	131	16-50	.320	3-19	.158	9-11	.818	1-8-9	0.8	21	1.9	18-0	5	12	1	44	4.0
Tim Breaux	54-4	570	59-161	.366	15-46	.326	28-45	.622	22-38-60	1.1	24	0.4	42-0	11	30	8	161	3.0
Pete Chilcutt	74-0	651	73-179	.408	37-98	.378	17-26	.654	51-105-156	2.1	26	0.4	65-0	19	22	14	200	2.7
Alvin Heggis	4-0	14	3-5	.600	0-0	—	2-3	.667	1-1-2	0.5	0	0.0	0-0	0	0	0	8	2.0
Jaren Jackson	4-0	33	0-8	.000	0-5	.000	8-10	.800	0-3-3	0.8	0	0.0	5-0	1	0	0	8	2.0
Charles Jones	46-0	297	6-19	.316	0-0	—	4-13	.308	28-46-74	1.6	12	0.3	44-0	5	3	24	16	0.3
ROCKETS	82	19805	3078-6638	.464	637-1761	.362	1611-2106	.765	919-2455-3374	41.1	1982	24.2	1753-11	645	1245	476	8404	102.5
OPPONENTS	82	19805	3178-6910	.460	482-1344	.359	1423-2012	.707	1126-2499-3625	44.2	1945	23.7	1847-14	670	1224	400	8261	100.7

Date	Opponent	Score	Record	Date	Opponent	Score	Record
Nov. 3	Golden State	W110-92	1-0	24	at New Jersey	W98-89	28-14
5	at Phoenix	W106-104	2-0	25	at Washington	L85-120	28-15
7	Milwaukee	W106-89	3-0	27	Detroit	W105-85	29-15
8	at Miami	L82-89	3-1	30	Chicago	L87-98	29-16
11	Minnesota	W119-97	4-1	Feb. 1	at Charlotte	W116-111	30-16
15	at Toronto	W96-93	5-1	3	Seattle	L103-104 (OT)	30-17
16	at Milwaukee	W115-87	6-1	6	at Seattle	L94-99	30-18
18	Denver	W101-97	7-1	7	at L.A. Clippers	W110-102	31-18
20	at Boston	W98-93	8-1	13	Dallas	W121-106	32-18
22	at Philadelphia	W115-106	9-1	15	San Antonio	W112-108	33-18
23	at Indiana	W115-108	10-1	18	at San Antonio	L79-93	33-19
25	at New York	L88-103	10-2	19	Sacramento	W118-111 (OT)	34-19
26	at Detroit	L100-102	10-3	21	at Minnesota	L101-120	34-20
28	L.A. Clippers	W116-103	11-3	22	at Cleveland	W86-80	35-20
30	Utah	L105-112	11-4	24	L.A. Lakers	W96-94	36-20
Dec. 2	Charlotte	W113-98	12-4	27	Toronto	W105-100	37-20
5	at Utah	W103-100	13-4	29	Philadelphia	W109-95	38-20
6	L.A. Lakers	W112-99	14-4	Mar. 3	at L.A. Lakers	W111-107	39-20
8	Washington	W113-107	15-4	5	at Portland	W100-93	40-20
10	at Portland	L101-103 (2OT)	15-5	7	at Golden State	L86-95	40-21
12	at Sacramento	W133-93	16-5	8	at Utah	L89-109	40-22
13	at Vancouver	W100-89	17-5	10	at Vancouver	W95-89	41-22
15	Sacramento	L110-114	17-6	14	Atlanta	W114-106	42-22
19	Phoenix	W103-96	18-6	16	Miami	L97-121	42-23
21	Portland	W91-86	19-6	19	Golden State	L102-105 (OT)	42-24
23	at San Antonio	L95-110	19-7	21	Cleveland	L85-98	42-25
25	at Orlando	L90-92	19-8	23	Minnesota	L103-108	42-26
26	Vancouver	W100-84	20-8	26	New York	L74-83	42-27
28	New Jersey	W97-82	21-8	27	at Dallas	L114-117	42-28
30	at Dallas	W105-102	22-8	30	Portland	L94-109	42-29
Jan. 2	at Minnesota	W105-100	23-8	Apr. 2	at Golden State	W112-106	43-29
3	at Chicago	L86-100	23-9	3	at Seattle	L103-118	43-30
6	Indiana	W99-87	24-9	5	at Sacramento	L91-96	43-31
9	San Antonio	L82-88	24-10	7	at Denver	L105-111	43-32
12	at L.A. Lakers	L100-101	24-11	9	Vancouver	W90-84	44-32
13	at L.A. Clippers	W115-104	25-11	11	Denver	W113-109	45-32
15	Utah	W107-99	26-11	13	Dallas	W112-111	46-32
17	at Denver	W120-112	27-11	15	Seattle	L106-112	46-33
18	Boston	L106-108	27-12	16	at Phoenix	L100-111	46-34
21	Orlando	L96-97	27-13	18	L.A. Clippers	W115-107	47-34
22	at Atlanta	L96-105	27-14	21	Phoenix	W118-110	48-34

History

1996-97 Houston Rockets

(57-25, 2nd Midwest)

Final Statistics

Player	G-S	Min	FGM-A	Pct.	3PM-A	Pct.	FTM-A	Pct.	Rebounds				S	TO	B	TP	Avg.	
									O-D-Tot	Avg.	A	Avg.						
Hakeem Olajuwon	78-78	2852	727-1426	.510	5-16	.313	351-446	.787	173-543-716	9.2	236	3.0	249-3	117	281	173	1810	23.2
Charles Barkley	53-53	2009	335-692	.484	58-205	.283	288-415	.694	212-504-716	13.5	248	4.7	153-2	69	151	25	1016	19.2
Clyde Drexler	62-62	2271	397-899	.442	119-335	.355	201-268	.750	118-255-373	6.0	354	5.7	151-0	119	156	36	1114	18.0
Mario Elie	78-77	2687	291-585	.497	120-286	.420	207-231	.896	60-175-235	3.0	310	4.0	200-2	92	135	12	909	11.7
Kevin Willis	75-32	1964	350-728	.481	2-14	.143	140-202	.693	146-415-561	7.5	71	0.9	216-4	42	119	32	842	11.2
Matt Maloney	82-82	2386	271-615	.441	154-381	.404	71-93	.763	19-141-160	2.0	303	3.7	125-0	82	122	1	767	9.4
Eddie Johnson (TOT)	52-2	913	160-362	.442	49-131	.374	55-68	.809	27-111-138	2.7	52	1.0	81-0	15	47	2	424	8.2
Eddie Johnson (HOU)	24-2	607	101-226	.447	40-103	.388	35-41	.854	24-74-98	4.1	35	1.5	48-0	10	30	1	277	11.5
Sam Mack	52-10	904	105-262	.401	47-142	.331	35-42	.833	20-86-106	2.0	58	1.1	67-0	29	42	6	292	5.6
Brent Price	25-0	390	44-105	.419	17-53	.321	21-21	1.000	10-19-29	1.2	65	2.6	34-0	17	32	0	126	5.0
Emanuel Davis	13-0	230	24-54	.444	12-27	.444	5-8	.625	2-20-22	1.7	26	2.0	20-0	9	17	2	65	5.0
Othella Harrington	57-1	860	112-204	.549	0-3	.000	49-81	.605	75-123-198	3.5	18	0.3	112-2	12	57	22	273	4.8
Matt Bullard	71-12	1025	114-284	.401	67-183	.366	25-34	.735	13-104-177	1.6	67	0.9	68-0	21	38	18	320	4.5
Randy Livingston	64-0	981	100-229	.437	9-22	.409	42-65	.646	32-62-94	1.5	155	2.4	107-0	39	102	12	251	3.9
Tracy Moore	27-1	237	33-85	.388	11-43	.256	22-31	.710	11-15-26	1.0	20	0.7	19-0	5	14	0	99	3.7
Sedale Threatt	21-0	334	28-74	.378	8-20	.400	6-8	.750	5-19-24	1.1	40	1.9	29-0	15	13	3	70	3.3
Elmer Bennett	4-0	16	2-6	.333	1-3	.333	5-6	.833	0-1-1	0.3	4	1.0	1-0	2	0	0	10	2.5
Joe Stephens	2-0	9	1-5	.200	1-3	.333	0-0	—	2-1-3	1.5	0	0.0	3-0	3	3	0	3	1.5
Charles Jones	12-0	93	2-5	.400	0-0	—	0-0	—	5-8-13	1.1	3	0.3	8-0	2	0	4	4	0.3
ROCKETS	82	19855	3037-6484	.468	671-1839	.365	1503-1992	.755	927-2565-3492	42.6	2013	24.5	1610-10	685	1365	347	8248	100.6
OPPONENTS	82	19855	3030-6845	.443	519-1547	.335	1302-1785	.729	1029-2332-3361	41.0	1835	22.4	1735-17	731	1172	365	7881	96.1

Date	Opponent	Score	Record	Date	Opponent	Score	Record
Nov. 1	Sacramento	W96-85	1-0	23	New Jersey	W111-104	32-10
2	at Phoenix	W110-95	2-0	25	Utah	L100-105 (OT)	32-11
4	at Utah	W75-72	3-0	30	Denver	L109-113	32-12
5	at Sacramento	W102-80	4-0	31	at Indiana	L74-100	32-13
7	at Denver	W110-108 (OT)	5-0	Feb. 2	at Orlando	L90-103	32-14
9	Utah	W91-85	6-0	4	at New York	L95-99	32-15
12	L.A. Lakers	L115-126 (2OT)	6-1	6	at Detroit	L87-96	32-16
14	Indiana	W90-88	7-1	11	Vancouver	W106-97	33-16
16	Golden State	W115-103	8-1	14	at Seattle	L85-105	33-17
19	Minnesota	W122-93	9-1	15	at Portland	L105-109	33-18
21	Phoenix	W115-105	10-1	17	Atlanta	W127-98	34-18
23	at Golden State	W120-115 (OT)	11-1	20	Toronto	W107-97	35-18
24	at L.A. Lakers	W90-85	12-1	21	at Atlanta	L74-76	35-19
26	Portland	W102-101 (OT)	13-1	23	San Antonio	W95-85	36-19
29	at Boston	W120-94	14-1	25	L.A. Lakers	W100-96	37-19
30	at Washington	W103-99	15-1	27	Charlotte	L95-106	37-20
Dec. 2	at Toronto	L89-100	15-2	Mar. 1	Dallas	W89-80	38-20
4	Boston	W94-89	16-2	4	at L.A. Clippers	W113-109	39-20
7	Philadelphia	W123-108	17-2	5	at Golden State	W90-85	40-20
10	at Minnesota	W96-94	18-2	7	at L.A. Lakers	W111-90	41-20
12	Detroit	W115-96	19-2	9	at Dallas	W88-83	42-20
14	at Seattle	W109-100	20-2	11	at San Antonio	W103-79	43-20
15	at Portland	W99-89	21-2	12	Orlando	L95-96	43-21
17	at Vancouver	L92-93	21-3	16	at Miami	L80-101	43-22
19	San Antonio	L101-115	21-4	18	at New Jersey	W97-89	44-22
21	Miami	L66-86	21-5	20	Washington	W96-90	45-22
23	Milwaukee	L76-81	21-6	22	Phoenix	L99-104	45-23
26	at Milwaukee	W101-90	22-6	25	Minnesota	W112-103	46-23
28	Golden State	W104-95	23-6	27	Cleveland	W107-89	47-23
30	Seattle	W99-91	24-6	29	Denver	W120-105	48-23
Jan. 2	Portland	L96-112	24-7	Apr. 1	at Denver	W116-99	49-23
4	L.A. Clippers	L91-95	24-8	2	at Phoenix	L96-109	49-24
7	at Minnesota	W104-95	25-8	4	at Sacramento	W108-94	50-24
8	at Cleveland	W81-78	26-8	6	at Vancouver	W94-85	51-24
10	at Philadelphia	W120-99	27-8	8	at L.A. Clippers	W127-117	52-24
11	at Chicago	L86-110	27-9	10	Vancouver	W102-94	53-24
14	New York	W106-86	28-9	11	at Utah	L83-104	53-25
16	Sacramento	W89-80	29-9	13	Seattle	W113-73	54-25
17	at Dallas	W88-78	30-9	15	L.A. Clippers	W123-119	55-25
19	Chicago	W102-86	31-9	18	Dallas	W112-102 (OT)	56-25
21	at Charlotte	L108-114	31-10	20	at San Antonio	W103-99	57-25

1997-98 Houston Rockets

(41-41, 4th Midwest)

Final Statistics

Player	G-S	Min	FG-M	Pct.	3PM-A	Pct.	FTM-A	Pct.	Rebounds					S	TO	B	TP	Avg.
									O-D-Tot	Avg.	A	Avg.	PF-D					
Clyde Drexler	70-70	2473	452-1059	.427	106-334	.317	277-346	.801	105-241-346	4.9	382	5.5	193-0	126	189	42	1287	18.4
Hakeem Olajuwon	47-45	1633	306-633	.483	0-3	.000	160-212	.755	116-344-460	9.8	143	3.0	152-0	84	126	96	772	16.4
Kevin Willis	81-74	2528	531-1041	.510	1-7	.143	242-305	.793	232-447-679	8.4	78	1.0	235-1	55	170	38	1305	16.1
Charles Barkley	68-41	2243	361-744	.485	18-84	.214	296-397	.746	241-553-794	11.7	217	3.2	187-2	71	147	28	1036	15.2
Matt Maloney	78-78	2217	239-586	.408	126-346	.364	65-78	.833	16-126-142	1.8	219	2.8	99-0	62	107	5	669	8.6
Eddie Johnson	75-1	1490	227-544	.417	66-198	.333	113-136	.831	50-103-153	2.0	88	1.2	89-0	32	62	3	633	8.4
Mario Elie	73-59	1988	206-456	.452	55-189	.291	145-174	.833	39-117-156	2.1	221	3.0	115-0	81	100	8	612	8.4
Matt Bullard	67-24	1190	175-389	.450	96-231	.416	20-27	.741	25-121-146	2.2	60	0.9	104-0	31	39	24	466	7.0
Othella Harrington	58-3	903	129-266	.485	0-1	.000	92-122	.754	73-134-207	3.6	24	0.4	112-1	10	47	27	350	6.0
Rodrick Rhodes	58-13	1070	112-305	.367	2-8	.250	111-180	.617	28-42-70	1.2	110	1.9	125-0	62	97	10	337	5.8
Brent Price	72-2	1332	128-310	.413	73-187	.390	77-98	.786	37-70-107	1.5	192	2.7	163-3	52	111	4	406	5.6
Emanuel Davis	45-0	599	63-142	.444	27-72	.375	31-37	.838	10-37-47	1.0	59	1.3	55-0	17	52	3	184	4.1
Joe Stephens	7-0	37	10-28	.357	3-10	.300	4-6	.667	3-3-6	0.9	1	0.1	2-0	2	2	0	27	3.9
Charles Jones	24-0	127	7-10	.700	0-0	.000	1-2	.500	12-12-24	1.0	5	0.2	22-0	1	4	6	15	0.6
ROCKETS	82	19830	2946-6513	.452	573-1670	.343	1634-2120	.771	987-2350-3337	40.7	1799	22.0	1653-7	686	1298	294	8099	98.8
OPPONENTS	82	19830	3173-6769	.469	409-1120	.365	1406-1891	.744	1041-2326-3367	41.1	1914	23.2	1747-11	732	1170	365	8161	99.5

Date	Opponent	Score	Record	Date	Opponent	Score	Record
Oct. 31	Cleveland	W94-86	1-0	29	Orlando	L88-95	20-22
Nov. 2	at Sacramento	W93-77	2-0	31	at Philadelphia	W102-86	21-22
4	at Seattle	L94-118	2-1	Feb. 1	at Boston	L96-107	21-23
5	at L.A. Clippers	W124-110	3-1	3	Vancouver	W110-97	22-23
7	Portland	L85-86	3-2	5	at Detroit	L92-104	22-24
12	Philadelphia	L100-114	3-3	10	Seattle	W97-83	23-24
14	L.A. Lakers	L103-113 (2OT)	3-4	12	at Vancouver	W112-103	24-24
16	at Phoenix	L94-96	3-5	13	at Portland	L81-105	24-25
18	New York	W95-84	4-5	15	at L.A. Lakers	W90-88	25-25
20	Toronto	W127-97	5-5	16	at L.A. Clippers	W121-99	26-25
22	Golden State	W90-84	6-5	19	Detroit	W100-90	27-25
28	at Portland	W98-89	7-5	20	at Minnesota	L95-100 (OT)	27-26
29	at Golden State	W107-100	8-5	22	at New York	L74-92	27-27
Dec. 2	Denver	W112-101	9-5	24	at Washington	L112-124	27-28
4	Atlanta	W94-87	10-5	26	Minnesota	W118-98	28-28
6	Dallas (Mexico City)	W108-106	11-5	Mar. 1	Utah	L100-106	28-29
9	San Antonio	W108-78	12-5	3	L.A. Clippers	W107-97	29-29
12	at L.A. Lakers	L102-119	12-6	5	Miami	L93-117	29-30
14	at Vancouver	L105-110	12-7	7	at Phoenix	W108-89	30-30
16	Vancouver	W118-91	13-7	9	at Utah	L93-100	30-31
19	Sacramento	W116-98	14-7	10	Dallas	W97-91	31-31
20	at San Antonio	L87-100	14-8	12	New Jersey	W115-104	32-31
22	L.A. Lakers	L83-94	14-9	14	Sacramento	W89-86	33-31
25	at Utah	L103-107	14-10	17	Milwaukee	W96-91	34-31
27	Washington	W111-101	15-10	19	Boston	W105-96	35-31
29	Charlotte	L101-120	15-11	21	at Dallas	W103-95	36-31
Jan. 2	at Denver	W116-115 (OT)	16-11	24	at Milwaukee	L108-118	36-32
3	Portland	L95-97	16-12	25	at Indiana	W86-81	37-32
5	at Toronto	W120-96	17-12	27	at Orlando	L75-100	37-33
6	at Cleveland	L70-100	17-13	29	at Miami	L77-109	37-34
8	Indiana	L80-87	17-14	31	Phoenix	L86-97	37-35
10	Utah	L84-111	17-15	Apr. 2	Golden State	L94-104	37-36
13	Dallas	W100-87	18-15	3	at Atlanta	L87-107	37-37
16	Minnesota	L115-116 (OT)	18-16	5	Chicago	L94-109	37-38
18	at Chicago	L100-106	18-17	7	at Denver	W104-87	38-38
19	Seattle	L80-114	18-18	9	at Golden State	W93-89	39-38
21	at New Jersey	L112-117 (OT)	18-19	10	at Sacramento	W97-85	40-38
22	at Charlotte	L86-93	18-20	12	at Seattle	L95-103	40-39
24	San Antonio	W112-87	19-20	14	Denver	W94-88	41-39
26	at San Antonio	L90-115	19-21	17	at Minnesota	L95-102	41-40
27	L.A. Clippers	W115-109	20-21	19	Phoenix	L93-123	41-41

1998-99 Houston Rockets

(31-19, 3rd Midwest)

Final Statistics

Player	G-S	Min	FGM-A	Pct.	3PM-A	Pct.	FTM-A	Pct.	Rebounds				S	TO	B	TP	Avg.	
									O-D-Tot	Avg.	A	Avg.						
Hakeem Olajuwon	50-50	1784	373-725	.514	4-13	.308	195-272	.717	106-372-478	9.6	88	1.8	160-3	82	139	123	945	18.9
Charles Barkley	42-40	1526	240-502	.478	4-25	.160	192-267	.719	167-349-516	12.3	192	4.6	89-0	43	100	13	676	16.1
Scottie Pippen	50-50	2011	261-604	.432	72-212	.340	132-183	.721	63-260-323	6.5	293	5.9	118-0	98	159	37	726	14.5
Michael Dickerson	50-50	1558	215-462	.465	71-164	.433	46-72	.639	26-57-83	1.7	95	1.9	90-0	27	66	11	547	10.9
Sam Mack (TOT)	44-15	1083	167-384	.435	87-219	.397	51-58	.879	14-81-95	2.2	55	1.3	94-1	35	33	4	472	10.7
Sam Mack (HOU)	25-0	506	81-172	.471	45-111	.405	23-28	.821	7-35-42	1.7	32	1.3	41-0	15	13	3	230	9.2
Cuttino Mobley	49-37	1456	172-405	.425	53-148	.358	90-110	.818	22-89-111	2.3	121	2.5	98-0	44	79	23	487	9.9
Othella Harrington	41-10	903	156-304	.513	0-0	—	88-122	.721	72-174-246	6.0	15	0.4	103-0	6	61	25	400	9.8
Brent Price	40-6	806	100-207	.483	46-112	.411	46-61	.754	18-60-78	2.0	113	2.8	90-0	33	65	1	292	7.3
Eddie Johnson	3-0	18	6-13	.462	0-1	.000	0-0	—	0-2-2	0.7	1	0.3	3-0	0	2	0	12	4.0
Bryce Drew	34-0	441	47-129	.364	16-49	.327	8-8	1.000	3-29-32	0.9	52	1.5	61-2	12	31	4	118	3.5
Rodrick Rhodes	3-0	33	2-8	.250	0-0	—	5-6	.833	2-2-4	1.3	1	0.3	5-0	1	5	0	9	3.0
Matt Bullard	41-0	413	43-114	.377	24-62	.387	7-10	.700	9-33-42	1.0	18	0.4	28-0	13	14	4	117	2.9
Antoine Carr	18-0	152	21-52	.404	0-1	.000	5-7	.714	9-22-31	1.7	9	0.5	31-0	1	9	10	47	2.6
Anthony Miller	29-0	249	28-60	.467	0-1	.000	14-22	.636	26-41-67	2.3	7	0.2	34-0	7	9	5	70	2.4
Stanley Roberts	6-0	33	5-13	.385	0-0	—	4-8	.500	4-7-11	1.8	0	0.0	2-0	0	4	1	14	2.3
Matt Maloney	15-7	186	5-28	.179	1-15	.067	10-11	.909	2-8-10	0.7	21	1.4	7-0	4	14	0	21	1.4
ROCKETS	50	12075	1755-3798	.462	336-914	.368	865-1187	.729	536-1540-2076	41.5	1058	21.2	960-5	386	812	260	4711	94.2
OPONENTS	50	12075	1793-4136	.434	230-645	.357	779-1062	.734	664-1391-2055	41.1	1034	20.7	1030-2	441	653	245	4595	91.9

Date	Opponent	Score	Record	Date	Opponent	Score	Record
Feb.	5 at L.A. Lakers	L91-99	0-1	22	Sacramento	W110-100	17-9
	6 at Golden State	W86-84	1-1	24	at Dallas	W88-78	18-9
	8 Denver	W99-80	2-1	25	Toronto	W113-104	19-9
	10 Sacramento	W92-82	3-1	27	at Golden State	W87-86	20-9
	11 at Dallas	W105-95	4-1	28	at Sacramento	W107-93	21-9
	16 Phoenix	W109-92	5-1	30	at L.A. Clippers	W104-95	22-9
	17 at Minnesota	L102-116	5-2	Apr.	1 at Utah	L87-88	22-10
	18 at New Jersey	W93-92 (OT)	6-2	4	at Seattle	L84-101	22-11
	20 at Miami	L71-81	6-3	6	Golden State	W111-74	23-11
	21 at Orlando	L83-109	6-4	8	San Antonio	L83-92	23-12
	23 Seattle	W98-86	7-4	11	at Utah	L76-85	23-13
	25 Atlanta	L87-93	7-5	12	at Minnesota	W95-90	24-13
	27 at Vancouver	W86-74	8-5	14	Vancouver	W102-85	25-13
	28 at L.A. Lakers	L90-106	8-6	15	Portland	W86-76	26-13
Mar.	2 San Antonio	L82-99	8-7	18	at San Antonio	L83-86	26-14
	4 L.A. Clippers	W96-77	9-7	19	Seattle	W120-113	27-14
	6 at Vancouver	W107-92	10-7	21	Dallas	L95-109	27-15
	7 at Portland	L71-111	10-8	23	at L.A. Clippers	L101-106 (OT)	27-16
	9 Denver	W84-75	11-8	25	at Phoenix	L71-95	27-17
	11 Vancouver	W102-91	12-8	26	L.A. Lakers	W102-80	28-17
	13 Cleveland	W100-89	13-8	29	Dallas	L81-91	28-18
	14 at Phoenix	L90-104	13-9	30	Utah	L78-91	28-19
	16 Portland	W101-93	14-9	May	2 L.A. Clippers	W110-84	29-19
	17 at Denver	W114-109	15-9	4	Minnesota	W100-83	30-19
	20 Phoenix	W103-93 (OT)	16-9	5	at Denver	W95-88	31-19

1999-00 Houston Rockets

(34-48, 6th Midwest)

Final Statistics

Player	G-S	Min	FGM-A	Pct.	3PM-A	Pct.	FTM-A	Pct.	Rebounds			PF-D	S	TO	B	TP	Avg.	
									O-D-Total	Avg.	Avg.							
Steve Francis	77-77	2776	497-1117	.445	107-310	.345	287-365	.786	152-257-409	5.3	507	6.6	231-2	118	306	29	1388	18.0
Cuttino Mobley	81-8	2496	437-1016	.430	104-292	.356	299-353	.847	59-229-288	3.6	208	2.6	171-0	87	186	32	1277	15.8
Charles Barkley	20-18	620	106-222	.477	6-26	.231	71-110	.645	71-138-209	10.5	63	3.2	48-0	14	44	4	289	14.5
Shandon Anderson	82-82	2700	368-778	.473	79-225	.351	194-253	.767	91-293384	4.7	239	2.9	182-0	96	194	32	1009	12.3
Walt Williams	76-66	1859	312-681	.458	102-261	.391	101-123	.821	69-237-306	4.0	157	2.1	190-2	49	113	44	827	10.9
Hakeem Olajuwon	44-28	1049	193-421	.458	0-2	.000	69-112	.616	65-209-274	6.2	61	1.4	88-0	41	73	70	455	10.3
Kelvin Cato	65-32	1581	216-402	.537	0-4	.000	135-208	.649	102-287-389	6.0	26	0.4	175-1	33	71	124	567	8.7
Kenny Thomas	72-29	1797	212-531	.399	32-122	.262	138-209	.660	147-290-437	6.1	113	1.6	167-0	54	112	22	594	8.3
Carlos Rogers	53-15	1101	170-324	.525	1-14	.071	81-137	.591	98-177-275	5.2	42	0.8	77-0	14	63	34	422	8.0
"Moochie" Norris	30-0	502	69-159	.434	12-29	.414	57-73	.781	16-52-68	2.3	94	3.1	32-0	23	30	1	207	6.9
Matt Bullard	56-27	1024	139-340	.409	79-177	.446	25-30	.833	13-125-138	2.5	63	1.1	85-0	19	36	13	382	6.8
Bryce Drew	72-5	1293	158-413	.383	59-163	.362	45-53	.849	23-80-103	1.4	162	2.3	79-0	41	66	1	420	5.8
Tony Massenburg	10-0	109	16-36	.444	0-0	—	14-16	.875	7-20-27	2.7	3	0.3	13-0	2	9	5	46	4.6
Thomas Hamilton	22-7	273	35-79	.443	0-0	—	12-23	.522	31-59-90	4.1	15	0.7	25-0	4	28	14	82	3.7
Anthony Miller	35-14	476	52-97	.536	0-0	—	26-51	.510	49-115-164	4.7	16	0.5	68-1	11	19	10	130	3.7
Bill Curley	4-0	50	6-11	.545	0-0	—	0-0	—	4-4-8	2.0	0	0.0	10-1	2	4	0	12	3.0
Devin Gray	21-2	124	15-37	.405	0-0	—	19-29	.655	11-14-25	1.2	5	0.2	22-0	5	4	3	49	2.3
ROCKETS	82	19830	3001-6664	.450	581-1625	.358	1573-2145	.733	1008-2586-3594	43.8	1774	21.6	1663-7	613	1425	438	8156	99.5
OPPONENTS	82	19830	3226-7074	.456	350-990	.354	1425-1829	.779	1027-2451-3478	42.4	1863	22.7	1833-17	735	1126	433	8227	100.3

Date	Opponent	Score	Record	Date	Opponent	Score	Record
Nov. 2	Milwaukee	L93-98	0-1	27	Golden State	L110-115	16-26
4	at Utah	L82-98	0-2	28	at Denver	L98-104	16-27
5	San Antonio	L85-95	0-3	30	L.A. Lakers	W89-83	17-27
8	Orlando	L97-102	0-4	31	Charlotte	W99-83	18-27
10	L.A. Lakers	L88-89	0-5	1	Philadelphia	W109-106	19-27
12	at L.A. Lakers	W97-81	1-5	4	at Minnesota	L85-102	19-28
13	at Golden State	W103-95	2-5	6	at Detroit	L105-109	19-29
15	Indiana	L87-96	2-6	8	Cleveland	W91-83	20-29
16	at Dallas	L95-114	2-7	9	at Atlanta	L100-116	20-30
18	Sacramento	L110-128	2-8	15	Detroit	W107-102	21-30
20	at Seattle	L107-110	2-9	18	at San Antonio	L92-116	21-31
21	at Sacramento	L105-110	2-10	20	San Antonio	L111-113 (OT)	21-32
23	Dallas	W119-99	3-10	22	at Charlotte	L97-102	21-33
26	at Portland	L88-91 (OT)	3-11	24	Denver	L97-106	21-34
29	at Vancouver	W118-110 (OT)	4-11	27	at L.A. Lakers	L85-101	21-35
Dec. 1	at Phoenix	L122-128 (OT)	4-12	28	at L.A. Clippers	W96-77	22-35
2	at L.A. Clippers	W109-96	5-12	Mar. 2	Sacramento	W102-99	23-35
4	Phoenix	W105-95	6-12	4	New Jersey	W99-92 (OT)	24-35
6	Vancouver	W102-99	7-12	7	Phoenix	L101-108	24-36
8	at Philadelphia	L73-83	7-13	9	at Utah	L82-101	24-37
10	at Boston	L96-100	7-14	11	Minnesota	L86-100	24-38
11	at New Jersey	L94-106	7-15	14	at New York	L85-91	24-39
14	New York	L90-101	7-16	16	at Milwaukee	L96-106	24-40
15	at San Antonio	L77-83	7-17	17	at Indiana	L102-111	24-41
18	Boston	W100-94	8-17	19	at Toronto	L98-100	24-42
21	Portland	L79-89	8-18	20	at Cleveland	L85-98	24-43
23	Washington	W105-89	9-18	23	L.A. Clippers	W110-95	25-43
26	at Washington	L92-103	9-19	24	at Orlando	L96-112	25-44
28	Toronto	L99-100	9-20	26	Chicago	W123-78	26-44
30	L.A. Clippers	W122-100	10-20	28	Golden State	W121-86	27-44
Jan. 4	Seattle	L96-103	10-21	30	at Minnesota	L90-122	27-45
6	at Miami	L99-111	10-22	Apr. 1	Atlanta	W115-93	28-45
8	Utah	L87-103	10-23	4	at Vancouver	L100-102	28-46
11	at Sacramento	L93-110	10-24	5	at Portland	W118-105	29-46
13	at Golden State	W108-100	11-24	7	at Seattle	W119-116	30-46
15	at Chicago	W93-90	12-24	9	Utah	W99-90	31-46
17	at Dallas	W121-111	13-24	11	at Denver	W103-93	32-46
18	Portland	W90-89	14-24	13	Dallas	W111-102	33-46
20	Denver	W122-115	15-24	16	Seattle	L112-121	33-47
23	Miami	W101-88	16-24	18	at Phoenix	W107-98	34-47
25	Minnesota	L84-92	16-25	19	Vancouver	L92-96	34-48

2000-01 Houston Rockets

(45-37, 5th Midwest)

Final Statistics

Player	G-S	Min	FGM-A	Pct.	3PM-A	Pct.	FTM-A	Pct.	Rebounds			PF-D	S	TO	B	TP	Avg.	
									O-D-Tot	Avg.	A							
Steve Francis	80-79	3194	550-1219	.451	133-336	.396	358-438	.817	190-363-553	6.9	517	6.5	274-7	141	265	31	1591	19.9
Cuttino Mobley	79-49	3002	527-1214	.434	90-252	.357	394-474	.831	83-314-397	5.0	195	2.5	169-1	84	165	26	1538	19.5
Maurice Taylor	69-69	1972	390-797	.489	0-4	.000	119-162	.735	109-269-378	5.5	104	1.5	208-3	28	125	38	899	13.0
Hakeem Olajuwon	58-55	1545	283-568	.498	0-1	.000	123-198	.621	124-307-431	7.4	72	1.2	141-0	70	81	88	689	11.9
Shandon Anderson	82-82	2396	263-590	.446	46-170	.271	138-188	.734	72-261-333	4.1	189	2.3	202-0	82	131	40	710	8.7
Walt Williams	72-31	1583	202-513	.394	98-248	.395	97-126	.770	31-214-245	3.4	97	1.3	153-2	30	73	28	599	8.3
Kenny Thomas	74-21	1820	206-465	.443	25-92	.272	91-126	.722	122-295-417	5.6	77	1.0	178-4	40	116	43	528	7.1
"Moochie" Norris	82-6	1654	184-413	.446	25-89	.281	151-194	.778	44-154-198	2.4	283	3.5	84-0	69	107	2	544	6.6
Matt Bullard	61-5	1000	129-305	.423	86-213	.404	10-14	.714	22-108-130	2.1	42	0.7	76-0	10	12	9	354	5.8
Kelvin Cato	35-13	624	64-111	.577	0-0	—	37-57	.649	47-94-141	4.0	11	0.3	89-1	13	25	31	165	4.7
Carlos Rogers	39-0	544	75-110	.682	0-1	.000	29-52	.558	48-91-139	3.6	9	0.2	33-0	10	17	18	179	4.6
Jason Collier	23-0	222	27-71	.380	0-1	.000	17-24	.708	12-25-37	1.6	6	0.3	27-1	2	11	3	71	3.1
Dan Langhi	33-0	241	37-99	.374	0-1	.000	16-29	.552	13-28-41	1.2	4	0.1	16-0	7	8	1	90	2.7
Sean Colson (TOT)	13-0	44	6-24	.250	1-5	.200	2-4	.500	2-4-6	0.5	10	0.8	6-0	1	2	0	15	1.2
Sean Colson (HOU)	10-0	30	6-19	.316	1-4	.250	2-4	.500	2-1-3	0.3	7	0.7	6-0	1	0	0	15	1.5
Anthony Miller	1-0	3	0-0	—	0-0	—	0-0	—	0-0-0	0.0	0	0.0	1-0	0	0	0	0	0.0
ROCKETS	82	19830	2943-6494	.453	504-1412	.357	1582-2086	.758	919-2524-3443	42.0	1613	19.7	1657-19	587	1204	358	7972	97.2
OPPONENTS	82	19830	3020-6733	.449	359-1015	.354	1385-1862	.744	988-2420-3408	41.6	1735	21.2	1771-17	605	1092	400	7784	94.9

Date	Opponent	Score	Record	Date	Opponent	Score	Record
Oct. 31	Minnesota	L98-106	0-1	24	Philadelphia	L84-85 (OT)	20-22
Nov. 2	Milwaukee	W115-93	1-1	26	Vancouver	W106-89	21-22
4	at L.A. Clippers	L74-77	1-2	27	at Charlotte	W110-97	22-22
5	at Phoenix	L99-104	1-3	30	Miami	L85-103	22-23
7	L.A. Lakers	W84-74	2-3	Feb. 1	L.A. Clippers	L84-101	22-24
9	Vancouver	W85-78	3-3	3	at San Antonio	L88-90	22-25
11	at Portland	L88-111	3-4	5	New York	W100-86	23-25
12	at L.A. Lakers	L99-105	3-5	7	at Philadelphia	W112-87	24-25
14	Chicago	W110-83	4-5	8	at Detroit	W103-90	25-25
16	Charlotte	W84-80	5-5	13	Washington	W99-89	26-25
18	Phoenix	W94-89	6-5	16	at Orlando	L93-108	26-26
21	at Indiana	W101-89	7-5	17	Cleveland	W92-80	27-26
22	at Boston	L81-96	7-6	20	Boston	W101-84	28-26
25	at Miami	W91-80	8-6	21	at Minnesota	W89-83	29-26
28	Sacramento	L81-88	8-7	23	Orlando	W105-95	30-26
30	at Denver	W109-105 (OT)	9-7	26	Portland	L89-95	30-27
Dec. 2	Portland	L85-96	9-8	28	at Chicago	W95-78	31-27
5	Dallas	W109-102	10-8	Mar. 1	at Milwaukee	W108-91	32-27
8	at Sacramento	L98-111	10-9	3	at Dallas	L95-100	32-28
9	at Seattle	W111-104	11-9	7	at Atlanta	W104-98	33-28
11	at Vancouver	W82-75	12-9	8	L.A. Clippers	W99-87	34-28
14	at Golden State	W98-95	13-9	10	Golden State	W86-81	35-28
16	Denver	L100-102	13-10	11	at Phoenix	L92-94	35-29
19	San Antonio	L79-86	13-11	13	Indiana	W127-118 (3OT)	36-29
21	L.A. Lakers	L94-99	13-12	15	New Jersey	W108-106	37-29
23	Golden State	L87-95	13-13	17	San Antonio	W103-99	38-29
26	at San Antonio	L95-103	13-14	20	at Sacramento	L109-125	38-30
27	Seattle	L92-107	13-15	22	at L.A. Clippers	L92-97	38-31
30	at Dallas	W114-99	14-15	24	at Seattle	L90-93	38-32
Jan. 1	at Minnesota	L96-106	14-16	27	Utah	W109-86	39-32
2	at Cleveland	W100-95	15-16	29	Phoenix	L85-90	39-33
4	Detroit	W107-97	16-16	31	at Washington	W96-86	40-33
6	Utah	L97-99	16-17	Apr. 1	at New Jersey	L98-101	40-34
9	at Toronto	W110-91	17-17	3	Dallas	L97-109	40-35
11	at New York	W76-75	18-17	5	Seattle	W91-88	41-35
13	Sacramento	L81-84	18-18	7	Atlanta	W110-97	42-35
15	at Utah	L104-116 (OT)	18-19	9	at Utah	L81-96	42-36
16	Toronto	W114-99	19-19	10	Denver	L99-100	42-37
18	at Golden State	W112-104	20-19	13	at Portland	W109-103	43-37
19	at L.A. Lakers	L101-114	20-20	14	at Vancouver	W100-95	44-37
23	at Denver	L100-105	20-21	17	Minnesota	W114-87	45-37

2001-02 Houston Rockets

(28-54, 5th Midwest)

Final Statistics

Player	Rebounds								PF-D	S	TO	B	TP	Avg.				
	G-S	Min	FGM-A	Pct.	3PM-A	Pct.	FTM-A	Pct.							O-D-Tot	Avg.	A	Avg.
Cuttino Mobley	74-74	3116	595-1358	.438	149-377	.395	267-314	.850	63-237-300	4.1	187	2.5	189-3	109	180	37	1606	21.7
Steve Francis	57-56	2343	420-1007	.417	68-210	.324	326-422	.773	102-299-401	7.0	362	6.4	172-2	71	221	25	1234	21.6
Kenny Thomas	72-71	2484	396-829	.478	0-16	.000	223-336	.664	158-358-516	7.2	137	1.9	195-5	85	143	66	1015	14.1
Walt Williams	48-25	1117	166-396	.419	78-183	.426	40-51	.784	37-125-162	3.4	69	1.4	106-0	18	53	10	450	9.4
Eddie Griffin	73-24	1896	244-666	.366	90-273	.330	64-86	.744	117-299-416	5.7	53	0.7	117-1	17	47	134	642	8.8
Glen Rice	20-20	606	65-167	.389	18-64	.281	24-30	.800	5-42-47	2.4	31	1.6	34-0	12	24	3	172	8.6
*Moochie Norris	82-26	2249	251-631	.398	36-134	.269	127-169	.751	73-173-246	3.0	403	4.9	130-0	81	156	4	665	8.1
Kelvin Cato	75-73	1917	190-326	.583	0-1	.000	113-194	.582	176-349-525	7.0	29	0.4	208-5	40	53	95	493	6.6
Kevin Willis	52-5	865	125-284	.440	0-1	.000	65-87	.747	105-194-299	5.8	14	0.3	98-0	25	41	23	315	6.1
Oscar Torres	65-13	1075	135-341	.396	37-126	.294	82-105	.781	47-75-122	1.9	40	0.6	64-0	25	49	9	389	6.0
Jason Collier	25-2	365	41-95	.432	0-1	.000	24-32	.750	31-51-82	3.3	9	0.4	40-0	6	13	4	106	4.2
Terence Morris	68-12	1110	111-289	.384	15-78	.192	18-28	.643	77-134-211	3.1	64	0.9	72-1	21	45	27	255	3.8
Dan Langhi	34-8	434	49-125	.392	1-4	.250	8-11	.727	22-45-67	2.0	14	0.4	25-0	8	9	5	107	3.1
Tierre Brown	40-1	403	49-115	.426	4-12	.333	21-28	.750	12-30-42	1.1	70	1.8	26-0	19	40	3	123	3.1
ROCKETS	82	19980	2837-6629	.428	496-1480	.335	1402-1893	.741	1025-2411-3436	41.9	1482	18.1	1476-17	537	1156	445	7572	92.3
OPPONENTS	82	19980	3191-6875	.464	370-1028	.360	1221-1623	.752	1045-2507-3552	43.3	1838	22.4	1647-7	576	988	415	7973	97.2

Date	Opponent	Score	Record	Date	Opponent	Score	Record
Oct. 30	Atlanta	W89-84 (OT)	1-0	22	Dallas	L107-113	13-29
Nov. 1	L.A. Clippers	W98-92 (OT)	2-0	24	New Jersey	L98-103	13-30
3	Minnesota	L88-90	2-1	26	at Charlotte	W111-104 (OT)	14-30
4	at Phoenix	W103-100	3-1	29	Golden State	W100-96 (OT)	15-30
6	Denver	W99-93	4-1	31	at Dallas	L91-95	15-31
8	Philadelphia	W77-72	5-1	Feb. 1	Charlotte	L72-73	15-32
9	at Denver	L81-108	5-2	4	Utah	W104-97	16-32
13	at San Antonio	L86-90	5-3	6	at Cleveland	L109-111	16-33
15	L.A. Lakers	L97-98 (OT)	5-4	12	Memphis	W85-78	17-33
17	Dallas	W124-87	6-4	16	Orlando	L100-109	17-34
19	at Sacramento	L77-113	6-5	18	at Washington	W102-89	18-34
20	at Portland	W94-87	7-5	20	at Milwaukee	L76-115	18-35
23	at Seattle	L81-99	7-6	21	Minnesota	W89-83	19-35
25	at L.A. Clippers	L83-90	7-7	23	Boston	W99-89	20-35
27	Sacramento	L84-89	7-8	26	L.A. Clippers	L84-94	20-36
30	at Memphis	L85-102	7-9	Mar. 2	at Phoenix	W104-97	21-36
Dec. 1	San Antonio	L75-85	7-10	3	at L.A. Lakers	L79-95	21-37
3	at New York	L86-89	7-11	5	Toronto	W112-109	22-37
4	at Chicago	L75-103	7-12	7	at San Antonio	L97-99	22-38
6	Washington	L82-85	7-13	8	Golden State	L95-108	22-39
8	at Minnesota	L97-107	7-14	10	Utah	W95-92	23-39
9	at Detroit	L77-105	7-15	12	Seattle	W101-98	24-39
11	Cleveland	L102-107	7-16	13	at Minnesota	W96-95	25-39
13	at Indiana	L106-108 (OT)	7-17	16	Chicago	L112-114 (2OT)	25-40
15	Miami	L73-76	7-18	18	at L.A. Clippers	L86-93	25-41
18	Portland	L92-101	7-19	19	at Sacramento	L87-110	25-42
20	L.A. Lakers	L101-107	7-20	22	at Seattle	L82-112	25-43
22	Milwaukee	W115-110	8-20	24	at Golden State	W116-104	26-43
26	Phoenix	L91-97	8-21	26	at Utah	L105-109	26-44
28	at Golden State	W100-93	9-21	28	Sacramento	L74-101	26-45
30	at L.A. Lakers	L90-114	9-22	30	Phoenix	L88-90	26-46
Jan. 3	Detroit	W99-97	10-22	Apr. 2	Seattle	W100-98	27-46
5	Indiana	L79-81	10-23	4	San Antonio	L78-102	27-47
8	New York	W88-86	11-23	5	at Memphis	L81-99	27-48
10	at Utah	L79-83	11-24	8	at Orlando	L74-83	27-49
12	Denver	W98-86	12-24	9	at Miami	L117-120 (OT)	27-50
15	at Philadelphia	L106-112 (OT)	12-25	11	at Dallas	W98-95 (OT)	28-50
16	at Toronto	L103-109	12-26	12	Portland	L79-80	28-51
18	at Boston	W104-101	13-26	14	Memphis	L95-98	28-52
19	at New Jersey	L90-99	13-27	16	at Denver	L70-101	28-53
21	at Atlanta	L91-95	13-28	17	at Portland	L79-92	28-54

2002-03 Houston Rockets

(43-39, 5th Midwest)

Final Statistics

Player	G-S	Min	FGM-A	Pct.	3PM-A	Pct.	FTM-A	Pct.	Rebounds									
									O-D-Tot	Avg.	A	Avg.	PF-D	S	TO	B	TP	Avg.
Steve Francis	81-81	3318	571-1312	.435	85-240	.354	476-595	.800	159-340-499	6.2	502	6.2	251-2	141	299	41	1703	21.0
Cuttino Mobley	73-73	3044	463-1067	.434	112-318	.352	242-282	.858	70-233-303	4.2	208	2.8	185-0	95	166	36	1280	17.5
Yao Ming	82-72	2382	401-805	.498	1-2	.500	301-371	.811	196-479-675	8.2	137	1.7	230-1	31	173	147	1104	13.5
James Posey (TOT)	83-71	2518	309-752	.411	70-229	.306	205-246	.833	90-336-426	5.1	184	2.2	197-1	106	144	15	893	10.8
James Posey (HOU)	58-47	1646	188-428	.439	46-141	.326	119-144	.826	52-229-281	4.8	106	1.8	134-0	77	78	9	541	9.3
Kenny Thomas	20-14	586	82-190	.432	0-0	—	33-45	.733	45-92-137	6.9	39	2.0	49-0	16	40	6	197	9.9
Glen Rice	62-26	1532	196-457	.429	101-254	.398	63-83	.759	28-126-154	2.5	65	1.0	99-0	23	55	5	556	9.0
Eddie Griffin	77-66	1890	271-678	.400	64-192	.333	58-94	.617	138-323-461	6.0	86	1.1	136-1	52	76	111	664	8.6
Maurice Taylor	67-9	1377	231-535	.432	0-2	.000	100-138	.725	95-143-238	3.6	66	1.0	151-0	22	100	22	562	8.4
Kelvin Cato	73-5	1247	133-256	.520	0-4	.000	66-124	.532	132-296-428	5.9	20	0.3	176-0	38	56	85	332	4.5
"Moochie" Norris	82-3	1375	134-330	.406	11-45	.244	78-114	.684	37-122-159	1.9	196	2.4	72-0	55	86	4	357	4.4
Terence Morris	49-0	632	82-176	.466	7-32	.219	11-14	.786	40-88-128	2.6	25	0.5	35-0	8	29	17	182	3.7
Jason Collier	13-3	104	17-36	.472	0-0	—	2-2	1.000	12-17-29	2.2	1	0.1	10-0	2	2	1	36	2.8
Juaquin Hawkins	58-10	685	57-148	.385	10-24	.417	10-20	.500	16-62-78	1.3	47	0.8	57-0	29	29	6	134	2.3
Boštjan Nachbar	14-1	77	11-31	.355	2-10	.200	5-10	.500	3-8-11	0.8	3	0.2	13-0	2	6	2	29	2.1
Tito Maddox	9-0	35	3-12	.250	0-3	.000	5-8	.625	1-6-7	0.8	5	0.2	4-0	3	3	1	11	1.2
ROCKETS	82	19930	2840-6461	.440	439-1267	.346	1569-2044	.768	1024-2564-3588	43.8	1506	18.4	1602-4	594	1276	493	7688	93.8
OPPONENTS	82	19930	2891-6681	.433	386-1113	.347	1399-1805	.775	979-2353-3332	40.6	1683	20.5	1794-14	663	1082	381	7567	92.3

Date	Opponent	Score	Record	Date	Opponent	Score	Record
Oct. 30	at Indiana	L82-91	0-1	26	at Chicago	L98-100	23-19
Nov. 1	at Denver	W83-74	1-1	27	at Memphis	W100-95	24-19
2	Toronto	W88-76	2-1	29	Dallas	L81-104	24-20
5	Seattle	L97-104	2-2	31	Minnesota	W121-101	25-20
9	Golden State	W111-104	3-2	Feb. 2	Sacramento	W105-89	26-20
12	Portland	W86-83	4-2	4	at Minnesota	L89-103	26-21
15	at Phoenix	L87-88	4-3	5	at Cleveland	L102-105	26-22
17	at L.A. Lakers	W93-89	5-3	11	Utah	L101-103 (OT)	26-23
19	Cleveland	W97-80	6-3	12	at Utah	W106-76	27-23
21	at Dallas	L90-103	6-4	14	Miami	L82-94	27-24
22	Washington	W93-86	7-4	18	at L.A. Lakers	L99-106 (2OT)	27-25
24	at L.A. Clippers	L89-90	7-5	19	at Phoenix	W107-89	28-25
26	at Portland	L71-77	7-6	21	Dallas	L85-100	28-26
27	at Golden State	W91-84	8-6	22	Memphis	W93-82	29-26
29	at Seattle	W83-72	9-6	24	at Boston	W101-95 (OT)	30-26
Dec. 1	at Sacramento	L84-103	9-7	25	at New York	L95-102	30-27
3	San Antonio	W89-75	10-7	27	at Washington	L98-100 (OT)	30-28
6	at New Orleans	L96-98 (OT)	10-8	Mar. 2	San Antonio	L88-97	30-29
7	Philadelphia	W97-72	11-8	4	at Detroit	L83-96	30-30
10	Sacramento	W103-96	12-8	5	at Toronto	W97-95	31-30
13	at Memphis	L109-114 (OT)	12-9	8	New Jersey	W83-71	32-30
14	L.A. Clippers	L83-94	12-10	12	L.A. Clippers	W118-114 (OT)	33-30
16	at Miami	W105-100 (OT)	13-10	14	Chicago	W121-91	34-30
18	Indiana	W95-83	14-10	16	Phoenix	W85-75	35-30
20	Atlanta	W101-82	15-10	18	at Seattle	L94-100	35-31
21	at Minnesota	L86-98	15-11	19	at Portland	L83-94	35-32
23	Utah	L91-96	15-12	21	at Golden State	W117-107	36-32
27	New York	L83-99	15-13	23	at Sacramento	L108-109	36-33
29	New Orleans	W97-85	16-13	24	at L.A. Clippers	W108-90	37-33
31	Milwaukee	W103-80	17-13	26	L.A. Lakers	L93-96	37-34
Jan. 4	Golden State	L84-86	17-14	27	at San Antonio	L85-98	37-35
7	Minnesota	W94-86	18-14	29	Denver	W102-89	38-35
8	at Orlando	W91-81	19-14	31	at New Jersey	L86-110	38-36
10	at Atlanta	L75-84	19-15	Apr. 2	at Milwaukee	W108-106	38-37
11	Denver	W87-85	20-15	4	at Philadelphia	W88-79	39-37
13	Boston	W101-92	21-15	6	Orlando	W114-93	40-37
15	Phoenix	W102-96	22-15	8	Portland	L66-81	40-38
17	L.A. Lakers	W108-104 (OT)	23-15	9	at Utah	L73-94	40-39
20	at San Antonio	L82-87	23-16	12	Seattle	W101-86	41-39
21	at Dallas	L86-107	23-17	15	Memphis	W97-86	42-39
24	Detroit	L74-98	23-18	16	at Denver	W89-84	43-39

2003-04 Houston Rockets

(45-37, 5th Midwest)

Final Statistics

Player	G-S	Min	FGM-A	Pct.	3PM-A	Pct.	FTM-A	Pct.	Rebounds		PF-D	S	TO	B	TP	Avg.		
									O-D-Tot	Avg.								
Yao Ming	82-82	2692	535-1025	.522	0-2	.000	361-446	.809	197-538-735	9.0	122	1.5	273-4	22	204	156	1431	17.5
Steve Francis	79-79	3194	450-1117	.403	73-250	.292	337-435	.775	116-317-433	5.5	493	6.2	257-3	139	294	35	1310	16.6
Cuttino Mobley	80-80	3229	460-1081	.426	164-420	.390	176-217	.811	40-322-362	4.5	258	3.2	179-0	107	180	33	1260	15.8
Jim Jackson	80-80	3119	382-900	.424	162-405	.400	107-127	.843	52-435-487	6.1	226	2.8	227-1	86	175	23	1033	12.9
Maurice Taylor	75-10	2081	367-765	.480	0-2	.000	128-174	.736	131-253-384	5.1	107	1.4	253-5	43	149	47	862	11.5
Kelvin Cato	69-67	1743	161-360	.447	0-0	—	96-142	.676	153-319-472	6.8	72	1.0	203-0	52	84	96	418	6.1
C. Weatherspoon (TOT)	52-1	868	104-211	.493	0-1	.000	53-72	.736	74-130-204	3.9	30	0.6	75-0	30	35	15	261	5.0
C. Weatherspoon (HOU)	37-0	652	86-171	.503	0-1	.000	35-53	.660	60-94-154	4.2	17	0.5	56-0	22	26	13	207	5.6
Eric Piatkowski	49-0	703	72-191	.377	43-122	.352	14-16	.875	10-63-73	1.5	26	0.5	42-0	16	29	5	201	4.1
Scott Padgett	58-5	547	74-167	.443	28-65	.431	24-32	.750	46-93-139	2.4	23	0.4	73-0	12	22	13	200	3.4
Torraye Braggs	11-0	132	13-28	.464	0-0	—	8-12	.667	15-19-34	3.1	6	0.5	21-0	4	12	2	34	3.1
Bostjan Nachbar	45-3	516	47-132	.356	23-63	.365	21-29	.724	8-62-70	1.6	30	0.7	72-1	14	23	14	138	3.1
"Moochie" Norris	30-0	401	27-87	.310	8-23	.348	18-24	.750	2-28-30	1.0	48	1.6	16-0	16	30	2	80	2.7
Mark Jackson	42-3	577	34-100	.340	7-41	.171	28-39	.718	10-60-70	1.7	119	2.8	41-0	17	53	1	103	2.5
Mike Wilks	26-0	145	17-36	.472	6-10	.600	10-12	.833	3-13-16	0.6	17	0.7	15-0	3	7	0	50	1.9
Alton Ford	9-0	41	6-11	.545	0-0	—	3-6	.500	3-8-11	1.2	3	0.3	9-0	0	3	1	15	1.7
Charles Oakley	7-0	25	2-6	.333	0-0	—	5-6	.833	0-5-5	0.7	2	0.3	8-0	0	1	0	9	1.3
Adrian Griffin	19-1	133	5-18	.278	1-2	.500	0-4	.000	1-18-19	1.0	10	0.5	17-0	7	3	2	11	0.6
ROCKETS	82	19930	2738-6195	.442	515-1406	.366	1371-1774	.773	847-2647-3494	42.6	1579	19.3	1762-14	560	1373	443	7362	89.8
OPPONENTS	82	19930	2636-6405	.412	457-1227	.372	1491-2024	.737	907-2351-3258	39.7	1689	20.6	1695-16	710	1103	359	7220	88.0

Date	Opponent	Score	Record	Date	Opponent	Score	Record
Oct. 30	Denver	W102-85	1-0	23	at Indiana	W78-74	25-17
Nov. 1	Memphis	L71-79	1-1	25	at Orlando	W99-87	26-17
3	at Chicago	W98-66	2-1	26	at Miami	L81-95	26-18
4	at New Jersey	W86-75	3-1	28	Sacramento	L94-99	26-19
8	Orlando	W96-86	4-1	31	New Jersey	L77-88	26-20
11	Miami	W90-70	5-1	Feb. 2	at Phoenix	L79-99	26-21
13	at Dallas	L86-97	5-2	4	Milwaukee	W103-89	27-21
14	Phoenix	W90-85	6-2	6	Chicago	W82-80	28-21
16	at Toronto	L97-101 (2OT)	6-3	7	at Atlanta	W86-77	29-21
17	at Philadelphia	W74-66	7-3	9	San Antonio	L82-85	29-22
19	Golden State	W85-83	8-3	11	L.A. Lakers	W102-87	30-22
21	at Portland	L78-85	8-4	17	Washington	W107-81	31-22
24	at L.A. Clippers	W105-90	9-4	21	at Dallas	L88-97	31-23
26	at Utah	L76-83	9-5	22	Atlanta	W123-121 (3OT)	32-23
28	at Sacramento	L74-103	9-6	24	at San Antonio	L77-86	32-24
29	at Seattle	L88-95	9-7	25	Cleveland	W90-84	33-24
Dec. 3	Utah	W107-101 (OT)	10-7	27	Portland	W89-85	34-24
5	at New Orleans	W83-74	11-7	29	Seattle	L80-97	34-25
6	Detroit	W86-80	12-7	Mar. 3	L.A. Lakers	L93-96	34-26
9	Portland	W93-91	13-7	5	at Minnesota	W112-109	35-26
11	San Antonio	L67-71	13-8	7	Dallas	W101-98	36-26
13	at San Antonio	L73-86	13-9	9	L.A. Clippers	W90-85	37-26
16	at Minnesota	L75-92	13-10	11	New Orleans	W97-86	38-26
17	at Cleveland	W89-85	14-10	13	Memphis	W88-80	39-26
19	L.A. Clippers	W99-85	15-10	15	Phoenix	L97-99 (OT)	39-27
20	at Phoenix	L87-102	15-11	19	at Golden State	L84-90	39-28
23	Indiana	L71-79	15-12	21	at Sacramento	L95-100	39-29
25	at L.A. Lakers	W99-87	16-12	22	at Portland	W93-85 (OT)	40-29
26	at Denver	L94-95	16-13	24	Toronto	W90-89 (OT)	41-29
29	Seattle	L86-87	16-14	26	at Memphis	L86-109	41-30
31	Philadelphia	W80-72	17-14	28	at Milwaukee	W111-107 (OT)	42-30
Jan. 3	Utah	W84-63	18-14	29	Minnesota	L88-94	42-31
5	Golden State	W83-65	19-14	Apr. 1	at L.A. Lakers	L85-93	42-32
7	at Detroit	L66-85	19-15	2	at Denver	L100-110	42-33
8	at New York	W111-79	20-15	4	Sacramento	L94-99	42-34
11	Boston	L93-97	20-16	6	at Golden State	L90-97	42-35
13	at Washington	W93-80	21-16	7	at L.A. Clippers	W102-79	43-35
14	at Boston	W95-80	22-16	9	Denver	W106-103	44-35
17	Minnesota	W95-76	23-16	10	at Utah	L69-82	44-36
19	at Memphis	L83-88	23-17	12	at Seattle	W111-107	45-36
21	New York	W86-71	24-17	14	Dallas	L89-92	45-37

2004-05 Houston Rockets

(51-31, 3rd Southwest)

Final Statistics

Player	Rebounds										PF-D	S	TO	B	TP	Avg.		
	G-S	Min	FGM-A	Pct.	3PM-A	Pct.	FTM-A	Pct.	O-D-Tot	Avg.							A	Avg.
Tracy McGrady	78-78	3182	715-1660	.431	142-435	.326	431-557	.774	71-413-484	6.2	448	5.7	167-0	135	201	52	2003	25.7
Yao Ming	80-80	2447	538-975	.552	0-0	—	389-497	.783	208-461-669	8.4	61	0.8	298-8	34	196	160	1465	18.3
Jim Jackson	24-24	990	118-283	.417	54-147	.367	30-33	.909	10-105-115	4.8	86	3.6	67-1	23	56	1	320	13.3
David Wesley (TOT)	80-79	2774	334-840	.398	118-315	.375	162-189	.857	38-190-228	2.9	265	3.3	215-2	96	113	9	948	11.9
David Wesley (HOU)	54-53	1840	201-498	.404	90-235	.383	95-113	.841	26-117-143	2.6	156	2.9	150-2	61	59	8	587	10.9
Mike James (TOT)	74-5	1859	331-751	.441	100-259	.386	109-145	.752	35-173-208	2.8	263	3.6	174-2	65	106	6	871	11.8
Mike James (HOU)	27-5	692	128-291	.433	42-107	.393	42-55	.764	12-74-86	3.2	78	2.9	60-0	25	26	2	336	12.4
Bob Sura	61-59	1922	215-504	.427	55-155	.355	141-188	.750	79-258-337	5.5	317	5.2	189-2	65	147	7	626	10.3
Juwan Howard	61-47	1624	244-541	.451	0-1	.000	97-115	.843	126-220-346	5.7	94	1.5	143-0	32	79	5	585	9.6
Maurice Taylor	38-16	905	127-292	.435	3-8	.375	39-60	.650	41-123-164	4.3	53	1.4	123-3	16	63	12	296	7.8
Jon Barry (TOT)	69-2	1505	161-368	.438	71-165	.430	62-71	.873	26-133-159	2.3	167	2.4	95-0	60	67	9	455	6.6
Jon Barry (HOU)	53-2	1230	130-291	.447	60-133	.451	52-58	.897	22-116-138	2.6	139	2.6	67-0	46	53	7	372	7.0
Tyronn Lee	21-3	479	48-122	.393	15-45	.333	14-18	.778	0-40-40	1.9	58	2.8	48-0	8	24	0	125	6.0
Charlie Ward	14-13	360	24-77	.312	16-51	.314	11-13	.846	6-33-39	2.8	43	3.1	22-0	15	18	0	75	5.4
Scott Padgett	66-0	942	98-233	.421	50-126	.397	29-40	.725	47-138-185	2.8	55	0.8	119-0	33	30	10	275	4.2
Dikembe Mutombo	80-2	1212	108-217	.498	0-0	—	106-143	.741	150-276-426	5.3	10	0.1	135-1	16	51	101	322	4.0
Clarence Weatherspoon	40-18	525	47-114	.412	0-0	—	29-35	.829	35-87-122	3.1	17	0.4	74-1	9	15	6	123	3.1
Boštjan Nachbar	16-2	204	15-43	.349	10-21	.476	9-12	.750	4-26-30	1.9	9	0.6	30-0	1	5	0	49	3.1
Reece Gaines	10-0	108	10-27	.370	3-12	.250	3-4	.750	0-11-11	1.1	3	0.3	12-0	3	4	0	26	2.6
"Moochie" Norris (TOT)	38-0	360	35-109	.321	0-12	.000	20-24	.833	10-36-46	1.2	39	1.0	44-0	18	27	2	90	2.4
"Moochie" Norris (HOU)	6-0	39	3-16	.188	0-0	—	2-2	1.000	1-3-4	0.7	5	0.8	2-0	1	2	0	8	1.3
Andre Barrett	27-0	314	20-69	.290	9-37	.243	7-10	.700	5-14-19	0.7	42	1.6	35-0	14	16	0	56	2.1
Rod Strickland	16-2	196	9-43	.209	1-2	.500	9-10	.900	3-24-27	1.7	39	2.4	15-0	3	16	2	28	1.8
Ryan Bowen	66-6	604	47-111	.423	3-6	.500	14-21	.667	21-55-76	1.2	18	0.3	61-0	23	7	5	111	1.7
Vin Baker (TOT)	27-0	204	13-42	.310	0-1	.000	9-17	.529	17-22-39	1.4	10	0.4	38-0	2	17	4	35	1.3
Vin Baker (HOU)	3-0	13	0-4	.000	0-0	—	2-2	1.000	0-2-2	0.7	1	0.3	7-0	0	2	0	2	0.7
Torraye Braggs	7-0	24	3-7	.429	0-0	—	0-0	—	7-5-12	1.7	0	0.0	4-0	0	2	0	6	0.9
Brandin Knight	1-0	3	0-1	.000	0-0	—	0-0	—	0-0-0	0.0	1	1.0	0-0	0	0	0	0	0.0
ROCKETS	82	19855	2846-6419	.443	553-1521	.364	1551-1986	.781	874-2601-3475	42.4	1733	21.1	1807-18	563	1135	378	7796	95.1
OPPONENTS	82	19855	2720-6423	.423	454-1343	.338	1571-2116	.742	892-2444-3336	40.7	1696	20.7	1773-16	607	1087	335	7465	91.0

Date	Opponent	Score	Record	Date	Opponent	Score	Record
Nov. 2	at Detroit	L79-87	0-1	24	Orlando	W89-78	23-19
3	at Toronto	L88-95	0-2	26	at New Orleans	W82-77	24-19
5	at Memphis	W89-81	1-2	28	Sacramento	L111-117 (OT)	24-20
6	Sacramento	W104-101 (OT)	2-2	30	at Miami	L95-104	24-21
9	Memphis	W90-87	3-2	31	at Boston	W97-94	25-21
11	Minnesota	L91-96	3-3	Feb. 2	at Philadelphia	W118-95	26-21
13	L.A. Lakers	L79-84	3-4	4	at Minnesota	W119-113 (OT)	27-21
15	at New Jersey	W80-69	4-4	6	L.A. Lakers	W103-102	28-21
16	at Atlanta	L84-88	4-5	9	Chicago	W105-92	29-21
18	New York	L92-93	4-6	11	at Indiana	W91-83	30-21
20	at L.A. Clippers	W91-86 (OT)	5-6	13	Portland	W81-80	31-21
21	at Portland	W97-93	6-6	15	Washington	W123-93	32-21
23	at Sacramento	L96-102	6-7	22	Seattle	L85-87	32-22
26	at Utah	L80-90	6-8	23	at San Antonio	L81-99	32-23
27	Denver	L76-82	6-9	27	Utah	L92-99	32-24
30	Detroit	L72-93	6-10	Mar. 1	at Chicago	W119-89	33-24
Dec. 2	at Dallas	L106-113 (OT)	6-11	2	at Washington	L98-101	33-25
4	Philadelphia	W77-76	7-11	6	Dallas	W90-69	34-25
7	New Orleans	W89-81	8-11	8	at Seattle	W97-95	35-25
9	San Antonio	W81-80	9-11	11	at Phoenix	W127-107	36-25
11	Dallas	L78-102	9-12	13	at Sacramento	W111-96	37-25
15	Atlanta	W92-69	10-12	14	at Golden State	W97-94	38-25
17	Golden State	W100-83	11-12	16	Portland	W108-77	39-25
18	at Charlotte	L100-101 (OT)	11-13	18	Boston	L92-103	39-26
20	Toronto	W114-102	12-13	20	at Minnesota	L86-94	39-27
22	Charlotte	L87-90	12-14	22	Miami	W84-82	40-27
26	L.A. Clippers	W96-79	13-14	24	Cleveland	W99-80	41-27
28	at Milwaukee	L87-115	13-15	25	at New Orleans	W81-68	42-27
29	at Cleveland	W98-87	14-15	27	at San Antonio	L70-83	42-28
31	Milwaukee	W105-90	15-15	28	at Utah	W99-85	43-28
Jan. 2	Utah	W99-80	16-15	30	at Portland	W100-84	44-28
5	Phoenix	L98-108	16-16	Apr. 1	New Orleans	L73-76	44-29
7	at L.A. Lakers	L104-111	16-17	3	Phoenix	W78-91	44-30
9	at Denver	W116-98	17-17	5	at Golden State	L117-122	44-31
12	at Dallas	W124-114	18-17	7	at L.A. Lakers	W114-100	45-31
13	New Jersey	W94-85 (OT)	19-17	9	at Phoenix	W98-97	46-31
15	San Antonio	W73-67	20-17	11	at Seattle	W90-78	47-31
17	at Memphis	L80-99	20-18	13	Memphis	W100-92	48-31
18	Indiana	L74-87	20-19	16	Denver	W115-87	49-31
20	at Orlando	W108-99	21-19	18	L.A. Clippers	W115-90	50-31
21	at New York	W92-91	22-19	20	Seattle	W106-78	51-31

2005-06 Houston Rockets

(34-48, 5th Southwest)

Final Statistics

Player	G-S	Min	FGM-A	Pct.	3PM-A	Pct.	FTM-A	Pct.	Rebounds	Avg.	A	Avg.	PF-D	S	TO	B	TP	Avg.
Tracy McGrady	47-47	1745	410-1011	.406	73-234	.312	254-340	.747	46-261-307	6.5	225	4.8	88-0	59	120	41	1147	24.4
Yao Ming	57-57	1949	467-900	.519	0-1	.000	337-395	.853	148-433-581	10.2	85	1.5	195-4	30	147	94	1271	22.3
Rafael Alston	63-63	2431	280-738	.379	102-312	.327	99-143	.692	36-219-255	4.0	425	6.7	194-3	101	157	15	761	12.1
Juwan Howard	80-80	2537	394-859	.459	0-4	.000	154-191	.806	168-367-535	6.7	112	1.4	235-49	49	133	8	942	11.8
Derek Anderson	20-8	582	68-173	.393	19-67	.284	61-73	.836	12-71-83	4.2	53	2.7	49-0	15	37	4	216	10.8
David Wesley	71-59	2372	226-561	.403	99-271	.365	151-187	.807	24-154-178	2.5	204	2.9	212-3	59	120	6	702	9.9
Stromile Swift	66-5	1344	225-458	.491	0-2	.000	136-209	.651	103-188-291	4.4	25	0.4	198-3	38	91	50	586	8.9
Luther Head	80-27	2310	254-630	.403	113-313	.361	86-123	.699	33-233-266	3.3	215	2.7	169-2	89	119	9	707	8.8
Keith Bogans (TOT)	72-31	1912	215-544	.395	65-200	.325	127-186	.683	55-200-255	3.5	128	1.8	167-1	71	90	9	622	8.6
Keith Bogans (HOU)	33-22	1064	101-256	.395	32-102	.314	47-81	.580	26-123-149	4.5	83	2.5	89-1	32	49	6	281	8.5
Gerald Fitch (TOT)	18-1	239	30-89	.337	7-26	.269	17-23	.739	7-23-30	1.7	33	1.8	28-0	7	15	5	84	4.7
Jon Barry	20-0	342	25-65	.385	12-32	.375	24-29	.828	1-30-31	1.6	26	1.3	25-0	13	22	1	86	4.3
Chuck Hayes	40-0	535	59-105	.562	0-1	.000	29-45	.644	67-112-179	4.5	14	0.3	76-2	26	12	14	147	3.7
Lonny Baxter	23-0	281	33-72	.458	0-0	—	16-19	.842	38-46-84	3.7	2	0.1	48-1	9	13	7	82	3.6
Richie Frahm (TOT)	33-0	342	39-100	.390	23-70	.329	7-10	.700	3-30-33	1.0	21	0.6	30-0	4	8	2	108	3.3
Richie Frahm (HOU)	8-0	117	15-35	.429	8-22	.364	4-5	.800	0-10-10	1.3	6	0.8	8-0	1	4	0	42	5.3
Stephen Graham	6-0	38	6-16	.375	1-5	.200	4-4	1.000	1-6-7	1.2	3	0.5	5-0	2	5	0	17	2.8
Dikembe Mutombo	64-23	955	50-95	.526	0-0	—	69-91	.758	100-206-306	4.8	4	0.1	128-0	17	35	57	169	2.6
John Lucas III	13-0	107	14-36	.389	2-9	.222	0-0	—	2-3-5	0.4	12	0.9	6-0	5	7	0	30	2.3
"Moochie" Norris	29-0	241	26-65	.400	0-5	.000	13-17	.765	9-25-34	1.2	29	1.0	31-0	14	16	1	65	2.2
Rick Brunson (TOT)	27-0	247	21-54	.389	5-13	.385	7-12	.583	1-21-22	0.8	35	1.3	22-0	8	22	1	54	2.0
Rick Brunson (HOU)	23-0	215	16-46	.348	5-12	.417	7-12	.583	1-19-20	0.9	33	1.4	21-0	8	19	1	44	1.9
Ryan Bowen	68-19	652	37-124	.298	3-22	.136	11-14	.786	31-57-88	1.3	24	0.4	85-0	21	13	6	88	1.3
Maciej Lampe (TOT)	6-0	28	2-11	.182	0-0	—	0-2	.000	4-5-9	1.5	2	0.3	2-0	0	3	0	4	0.7
Maciej Lampe (HOU)	4-0	12	2-7	.286	0-0	—	0-2	.000	3-2-5	1.3	0	0.0	0-0	0	2	0	4	1.0
Josh Davis	1-0	0	0-0	—	0-0	—	0-0	—	0-0-0	0.0	0	0.0	1-0	0	0	0	0	0.0
ROCKETS	82	19830	2708-6252	.433	469-1414	.332	1502-1980	.759	849-2565-3414	41.6	1580	19.3	1863-21	588	1193	320	7387	90.1
OPPONENTS	82	19830	2708-6310	.429	541-1465	.369	1560-2135	.731	874-2477-3351	40.9	1647	20.1	1716-14	582	1094	373	7517	91.7

Date	Opponent	Score	Record	Date	Opponent	Score	Record
Nov. 2	Sacramento	W98-89	1-0	27	Minnesota	L92-96	15-27
5	N.O./Okla. City	L84-91	1-1	29	Miami	L95-101	15-28
8	Orlando	L74-76	1-2	30	at Memphis	L77-86	15-29
10	at Miami	L84-88	1-3	Feb. 1	Milwaukee	W86-84	16-29
12	at New Jersey	W99-91	2-3	3	Seattle	W100-77	17-29
13	at Boston	L82-102	2-4	5	at New York	W93-89	18-29
15	at Minnesota	W94-89	3-4	6	at Philadelphia	W87-81	19-29
17	at San Antonio	L80-86	3-5	8	L.A. Lakers	L78-89	19-30
18	Detroit	L70-78	3-6	11	Utah	W102-88	20-30
20	at Indiana	L74-85	3-7	12	New York	W90-83	21-30
22	at Dallas	L93-102	3-8	14	at L.A. Clippers	W128-97	22-30
23	Phoenix	L88-100	3-9	16	at Phoenix	L75-109	22-31
25	at Memphis	L81-86	3-10	22	L.A. Clippers	W106-102	23-31
26	Chicago	L89-94	3-11	24	Golden State	W91-88	24-31
29	Atlanta	W100-85	4-11	26	at Orlando	W89-84	25-31
Dec. 3	Memphis	L75-90	4-12	27	Phoenix	L94-111	25-32
6	Boston	W91-73	5-12	Mar. 1	Philadelphia	L101-106	25-33
8	at Sacramento	W106-95	6-12	3	Denver	W89-78	26-33
11	at Portland	W100-86	7-12	5	Portland	W102-84	27-33
14	at Golden State	W111-105 (OT)	8-12	7	at Minnesota	W93-87	28-33
15	at Seattle	W104-98	9-12	8	Indiana	W103-99	29-33
17	at L.A. Clippers	L81-89	9-13	12	at San Antonio	L81-88	29-34
18	at L.A. Lakers	W76-74	10-13	13	New Jersey	L77-90	29-35
21	Toronto	L81-94	10-14	15	Dallas	L81-95	29-36
23	at Denver	L86-108	10-15	18	San Antonio	L77-92	29-37
27	Utah	L74-82	10-16	20	L.A. Clippers	L91-99	29-38
28	at N.O./Okla. City (Okla. City)	L90-92	10-17	21	at Dallas	L72-88	29-39
31	Golden State	L89-94	10-18	23	at N.O./Okla. City (Okla. City)	W93-92	30-39
Jan. 3	at Washington	W123-111	11-18	26	Cleveland	L102-104 (OT)	30-40
5	at Cleveland	W90-81	12-18	29	Seattle	W115-87	31-40
6	at Toronto	L92-112	12-19	31	Washington	W105-103	32-40
8	Denver	L90-92	12-20	Apr. 2	at L.A. Lakers	L88-104	32-41
10	at Charlotte	L106-111 (2OT)	12-21	4	at Seattle	L87-104	32-42
11	Sacramento	L80-88	12-22	5	at Portland	L75-76	32-43
14	N.O./Okla. City	L80-86	12-23	7	at Golden State	W100-93	33-43
16	at Atlanta	L83-94	12-24	9	at Sacramento	L77-86	33-44
18	Dallas	L76-103	12-25	10	at Utah	L83-85	33-45
20	at Chicago	W109-108 (2OT)	13-25	12	Minnesota	L79-82	33-46
22	at Detroit	L97-99	13-26	15	Memphis	L81-93	33-47
23	at Milwaukee	W97-80	14-26	17	at Denver	W86-83	34-47
25	Charlotte	W102-78	15-26	19	San Antonio	L87-89	34-48

History

2006-07 Houston Rockets

(52-30, 3rd Southwest)

Final Statistics

Player	G-S	Min	FGM-A	Pct.	3PM-A	Pct.	FTM-A	Pct.	Rebounds					PF-D	S	TO	B	TP	Avg.
									O-D-Tot	Avg.	A	Avg.	Avg.						
Yao Ming	48-48	1624	423-819	.516	0-2	.000	356-413	.862	101-351-452	9.4	94	2.0	159-0	17	167	94	1202	25.0	
Tracy McGrady	71-71	2539	638-1480	.431	126-381	.331	345-488	.707	56-322-378	5.3	458	6.5	136-0	92	213	36	1747	24.6	
Rafael Alston	82-82	3040	383-1020	.375	192-529	.363	130-177	.734	29-253-282	3.4	444	5.4	195-3	129	170	10	1088	13.3	
Luther Head	80-10	2211	306-700	.437	177-401	.441	83-105	.790	31-221-252	3.2	194	2.4	133-1	76	137	5	872	10.9	
Shane Battier	82-82	2988	292-654	.446	157-373	.421	88-113	.779	67-271-338	4.1	175	2.1	190-1	79	72	60	829	10.1	
Juwan Howard	80-38	2123	309-665	.465	0-0	—	155-188	.824	138-332-470	5.9	131	1.6	205-1	29	112	8	773	9.7	
Bonzi Wells	28-1	590	85-207	.411	1-7	.143	46-82	.561	26-94-120	4.3	31	1.1	62-0	24	57	13	217	7.8	
Chuck Hayes	78-43	1714	192-335	.573	0-0	—	55-89	.618	204-317-521	6.7	47	0.6	281-9	70	64	18	439	5.6	
Kirk Snyder	39-1	563	66-146	.452	11-44	.250	49-75	.653	17-66-83	2.1	39	1.0	51-0	11	26	12	192	4.9	
John Lucas III	47-0	383	62-156	.397	15-59	.254	15-19	.789	9-27-36	0.8	33	0.7	38-0	17	15	0	154	3.3	
Dikembe Mutombo	75-33	1289	85-153	.556	0-0	—	60-87	.690	164-332-488	6.5	13	0.2	156-0	22	38	76	230	3.1	
Vassilis Spanoulis	31-0	272	23-72	.319	5-29	.172	34-42	.810	5-17-22	0.7	28	0.9	33-1	7	29	1	85	2.7	
Jake Tsakalidis (TOT)	36-7	390	29-72	.403	0-0	—	26-39	.667	42-62-104	2.9	5	0.1	51-0	8	24	12	84	2.3	
Jake Tsakalidis (HOU)	13-0	132	9-22	.409	0-0	—	12-15	.800	18-22-40	3.1	3	0.2	17-0	1	3	1	30	2.3	
Scott Padgett	24-0	198	15-49	.306	8-29	.276	6-11	.545	11-34-45	1.9	8	0.3	33-0	4	8	3	44	1.8	
Steve Novak	35-1	191	18-50	.360	13-39	.333	2-2	1.000	4-22-26	0.7	6	0.2	21-0	5	4	0	51	1.5	
ROCKETS	82	19855	2906-6528	.445	705-1893	.372	1436-1906	.753	880-2673-3553	43.3	1704	20.8	1710-16	583	1162	337	7953	97.0	
OPPONENTS	82	19855	2793-6503	.429	472-1346	.351	1497-2000	.749	800-2548-3348	40.8	1588	19.4	1631-13	571	1163	353	7555	92.1	

Date	Opponent	Score	Record	Date	Opponent	Score	Record
Nov. 1	at Utah	L97-107	0-1	24	at San Antonio	W90-85	26-16
4	Dallas	W107-76	1-1	26	Portland	W99-69	27-16
5	at N.O./Okla. City	L90-96	1-2	29	Philadelphia	W105-84	28-16
7	at Memphis	W86-80	2-2	31	Seattle	W112-102	29-16
8	at Milwaukee	W97-93	3-2	Feb. 3	N.O./Okla. City	L74-87	29-17
10	New York	W103-94	4-2	5	Minnesota	W105-77	30-17
12	at Miami	W94-72	5-2	6	at Memphis	W98-90	31-17
14	San Antonio	L84-92	5-3	9	at Dallas	L74-95	31-18
16	Chicago	W101-100	6-3	10	Charlotte	W104-83	32-18
18	at Detroit	L92-104	6-4	13	Sacramento	W109-104 (OT)	33-18
20	at New York	W97-90	7-4	15	Dallas	L77-80	33-19
22	Washington	W86-82	8-4	21	Miami	W112-102	34-19
25	Memphis	W85-76	9-4	23	at Atlanta	L99-105	34-20
28	Minnesota	W82-75	10-4	25	at Orlando	W97-93	35-20
29	at Phoenix	L91-102	10-5	26	Boston	L72-77	35-21
Dec. 2	Cleveland	W81-63	11-5	28	Toronto	L90-106	35-22
5	Golden State	W118-90	12-5	Mar. 2	at Denver	W108-97	36-22
6	at Minnesota	L84-90	12-6	3	San Antonio	L74-97	36-23
8	at Charlotte	W92-62	13-6	5	at Cleveland	L85-91	36-24
9	at Washington	W114-109	14-6	7	at Boston	W111-80	37-24
12	L.A. Lakers	L94-102	14-7	9	New Jersey	W112-91	38-24
14	at Golden State	L107-109	14-8	11	Orlando	W103-92	39-24
15	at L.A. Lakers	L101-112 (2OT)	14-9	12	at Phoenix	L82-103	39-25
17	at L.A. Clippers	W108-103	15-9	14	L.A. Clippers	W109-105	40-25
20	at Portland	L87-89	15-10	16	at Toronto	W114-100	41-25
22	at San Antonio	W97-78	16-10	18	at Philadelphia	W124-74	42-25
23	L.A. Clippers	L93-98	16-11	20	Indiana	W86-76	43-25
26	at Indiana	L76-81	16-12	22	Detroit	W91-85	44-25
27	at New Jersey	W96-71	17-12	25	at N.O./Okla. City (Okla. City)	L94-106	44-26
29	Atlanta	W94-68	18-12	26	Milwaukee	W106-87	45-26
31	Memphis	W111-109	19-12	28	at L.A. Clippers	W92-87	46-26
Jan. 3	Seattle	W103-96	20-12	30	at L.A. Lakers	W107-104 (OT)	47-26
5	Utah	W100-86	21-12	Apr. 1	Utah	L83-86	47-27
7	at Minnesota	L99-103 (OT)	21-13	4	Golden State	L99-110	47-28
8	at Chicago	W84-77	22-13	6	Portland	L78-85	47-29
10	L.A. Lakers	W102-77	23-13	8	at Sacramento	W112-106	48-29
12	at Denver	W90-86	24-13	9	at Seattle	W95-90	49-29
13	at Sacramento	W115-111 (OT)	25-13	11	at Portland	W99-95	50-29
16	at Dallas	L96-109	25-14	14	N.O./Okla. City	W123-112	51-29
17	Phoenix	L91-100	25-15	16	Phoenix	W120-117	52-29
20	Denver	L113-121 (OT)	25-16	18	at Utah	L91-101	52-30

2007-08 Houston Rockets

(55-27, 3rd Southwest)

Final Statistics

Player	G-S	Min	FGM-A	Pct.	3PM-A	Pct.	FTM-A	Pct.	Rebounds			PF-D	S	TO	B	TP	Avg.		
									O-D-Tot	Avg.	A Avg.								
Yao Ming	55-55	2044	432-852	.507	0-2	.000	345-406	.850	172-422	594	10.8	129	2.3	171-2	25	183	111	1209	22.0
Tracy McGrady	66-62	2440	548-1307	.419	86-295	.292	245-358	.684	42-297	339	5.1	387	5.9	91-0	68	160	30	1427	21.6
Rafa Alston	74-74	2526	364-924	.394	143-407	.351	98-137	.715	28-232	260	3.5	392	5.3	139-0	98	160	18	969	13.1
Luis Scola	82-39	2024	345-670	.515	0-3	.000	157-235	.668	174-351-525	6.4	106	1.3	235-2	60	105	19	847	10.3	
Shane Battier	80-78	2907	265-619	.428	139-369	.377	75-101	.743	131-276-407	5.1	155	1.9	196-2	77	78	90	744	9.3	
Bonzi Wells	51-7	1124	175-412	.425	8-38	.211	111-174	.638	63-197-260	5.1	80	1.6	113-0	51	76	24	469	9.2	
Carl Landry	42-0	711	135-219	.616	0-1	.000	72-109	.661	96-111-207	4.9	21	0.5	98-2	17	26	7	342	8.1	
Bobby Jackson (TOT)	72-5	1389	204-506	.403	81-226	.358	64-81	.790	33-148-181	2.5	139	1.9	96-0	45	59	5	553	7.7	
Bobby Jackson (HOU)	26-5	498	88-210	.419	28-82	.341	24-32	.750	10-61-71	2.7	63	2.4	37-0	13	28	2	228	8.8	
Luther Head	73-17	1379	206-477	.432	79-225	.351	66-81	.815	18-117-135	1.8	138	1.9	75-0	44	70	9	557	7.6	
Mike James	33-1	537	79-226	.350	24-74	.324	33-42	.786	11-41-52	1.6	54	1.6	44-0	17	29	2	215	6.5	
Steve Francis	10-3	199	19-57	.333	4-17	.235	13-23	.565	8-15-23	2.3	30	3.0	25-1	9	14	5	55	5.5	
Aaron Brooks	51-0	608	93-225	.413	36-109	.330	42-49	.857	13-43-56	1.1	87	1.7	69-0	13	44	5	264	5.2	
Gerald Green (TOT)	30-0	361	52-151	.344	15-39	.385	34-41	.829	13-51-64	2.1	29	1.0	45-0	8	32	4	153	5.1	
Gerald Green (HOU)	1-0	4	3-3	1.000	0-0	—	0-0	—	2-0-2	2.0	0	0.0	2-0	0	0	0	6	6.0	
Steve Novak	35-0	264	49-102	.480	34-71	.479	3-4	.750	4-31-35	1.0	6	0.2	17-0	2	4	3	135	3.9	
Kirk Snyder	9-0	81	13-28	.464	2-9	.222	6-11	.545	5-7-12	1.3	8	0.9	6-0	1	4	1	34	3.8	
Mike Harris	17-0	159	27-54	.500	0-2	.000	8-13	.615	24-30-54	3.2	3	0.2	16-0	6	9	3	62	3.6	
Chuck Hayes	39-25	619	43-80	.538	0-0	—	32-45	.711	68-131-199	5.1	5	0.1	55-0	11	17	48	118	3.0	
Justin Williams (TOT)	79-44	1575	113-221	.511	0-3	.000	11-24	.458	132-295-427	5.4	91	1.2	212-2	85	62	43	237	3.0	
Justin Williams (HOU)	23-0	123	13-29	.448	0-0	—	8-26	.308	20-29-49	2.1	0	0.0	17-0	5	4	5	34	1.5	
Bobby Jones	1-0	6	1-3	.333	0-0	—	1-4	.250	1-0-1	1.0	0	0.0	3-0	0	1	0	3	3.0	
Loren Woods	4-0	9	2-4	.500	0-0	—	0-0	—	0-1-1	0.3	0	0.0	3-0	1	1	0	4	1.0	
ROCKETS	82	19730	3003-6698	.448	583-1707	.342	1342-1848	.726	1002-2659-3661	46.6	1757	21.4	1609-11	598	1125	420	7931	96.7	
OPPONENTS	82	19730	2852-6594	.433	433-1186	.365	1410-1912	.737	894-2441-3335	40.7	1548	18.9	1615-17	622	1094	379	7547	92.0	

Date	Opponent	Score	Record	Date	Opponent	Score	Record
Oct. 30	at L.A. Lakers	W95-93	1-0	23	at Seattle	W109-107	23-19
Nov. 1	at Utah	W106-95	2-0	25	at Portland	W89-79	24-19
3	Portland	W89-80	3-0	27	Utah	L89-97	24-20
5	at Dallas	L98-107	3-1	29	Golden State	W111-107	25-20
6	San Antonio	W89-81	4-1	Feb. 1	at Indiana	W106-103	26-20
9	Milwaukee	W104-88	5-1	2	at Milwaukee	W91-83	27-20
11	at Charlotte	W85-82	6-1	4	at Minnesota	W92-86	28-20
13	at Memphis	L99-105	6-2	7	Cleveland	W92-77	29-20
14	L.A. Lakers	L90-93	6-3	9	Atlanta	W108-89	30-20
16	at San Antonio	L84-90	6-4	11	Portland	W95-83	31-20
17	Phoenix	L105-115	6-5	13	Sacramento	W89-87	32-20
21	Dallas	L94-100	6-6	19	at Cleveland	W93-85	33-20
23	at Miami	L91-98	6-7	21	Miami	W112-100	34-20
24	Denver	W109-81	7-7	22	at New Orleans	W100-80	35-20
26	at L.A. Clippers	W88-71	8-7	24	Chicago	W110-97	36-20
28	at Phoenix	W100-94	9-7	26	Washington	W94-69	37-20
29	at Golden State	L94-113	9-8	29	Memphis	W116-95	38-20
Dec. 1	at Sacramento	L99-107	9-9	Mar. 2	Denver	W103-89	39-20
5	Memphis	W105-92	10-9	5	Indiana	W117-99	40-20
7	at New Jersey	W96-89	11-9	6	at Dallas	W113-98	41-20
9	at Toronto	L80-93	11-10	8	New Orleans	W106-96	42-20
10	at Philadelphia	L88-100	11-11	10	New Jersey	W91-73	43-20
12	Detroit	W80-77	12-11	12	at Atlanta	W83-75	44-20
15	Dallas	L83-96	12-12	14	Charlotte	W89-80	45-20
19	Orlando	L92-97	12-13	16	L.A. Lakers	W104-92	46-20
20	at Denver	L111-112 (2OT)	12-14	18	Boston	L74-94	46-21
22	at Chicago	W116-98	13-14	19	at New Orleans	L69-90	46-22
23	at Detroit	L82-94	13-15	21	at Golden State	W109-106	47-22
28	at Memphis	W103-83	14-15	22	at Phoenix	L113-122	47-23
29	Toronto	W91-79	15-15	24	Sacramento	W108-100	48-23
31	Golden State	L95-112	15-16	26	Minnesota	W97-86	49-23
Jan. 2	at Boston	L93-97	15-17	30	at San Antonio	L88-109	49-24
4	at Orlando	W96-94	16-17	Apr. 1	at Sacramento	L98-99	49-25
5	New York	W103-91	17-17	3	at Portland	W95-86	50-25
8	at Washington	W92-84	18-17	4	at Seattle	W79-66	51-25
9	at New York	W101-92	19-17	6	at L.A. Clippers	W105-79	52-25
11	Minnesota	W113-82	20-17	9	Seattle	W103-80	53-25
13	New Orleans	L82-87	20-18	11	Phoenix	W101-90	54-25
15	Philadelphia	L107-111	20-19	13	at Denver	L94-111	54-26
19	San Antonio	W83-81	21-19	14	at Utah	L96-105	54-27
21	Seattle	W96-89	22-19	16	L.A. Clippers	W93-75	55-27

2008-09 Houston Rockets

(53-29, 2nd Southwest)

Final Statistics

Player	G-S	Min	FGM-A	Pct.	3PM-A	Pct.	FTM-A	Pct.	Rebounds					S	TO	B	TP	Avg.
									O-D-Tot	Avg.	A	Avg.	PF-D					
Yao Ming	77-77	2589	566-1032	.548	1-1	1.000	381-440	.866	204-557-761	9.9	137	1.8	257-2	30	234	150	1514	19.7
Ron Artest	69-65	2452	416-1037	.401	153-383	.399	196-262	.748	65-294-359	5.2	229	3.3	155-2	105	140	24	1181	17.1
Tracy McGrady	35-35	1181	188-485	.388	44-117	.376	125-156	.801	20-134-154	4.4	175	5.0	38-0	42	69	15	545	15.6
Luis Scola	82-82	2488	424-799	.531	0-3	0.000	196-258	.760	200-520-720	8.8	123	1.5	261-2	68	123	11	1044	12.7
Rafer Alston	48-48	1591	193-522	.370	80-230	.348	86-109	.789	25-119-144	3.0	258	5.4	72-0	57	88	7	552	11.5
Aaron Brooks	80-35	1998	316-783	.404	113-309	.366	149-172	.866	33-124-157	2.0	238	3.0	152-1	46	125	8	894	11.2
Von Wafer	63-11	1225	229-512	.447	64-164	.390	88-117	.752	19-94-113	1.8	71	1.1	71-0	40	59	8	610	9.7
Carl Landry	69-0	1467	240-418	.574	1-3	.333	157-193	.813	124-219-343	5.0	39	0.6	166-0	26	68	31	638	9.2
Kyle Lowry (TOT)	77-21	1679	189-434	.435	25-98	.255	181-226	.801	26-163-189	2.5	275	3.6	146-1	69	117	17	584	7.6
Kyle Lowry (HOU)	28-0	608	77-162	.475	8-29	.276	52-65	.800	13-65-78	2.8	97	3.5	57-0	21	38	9	214	7.6
Shane Battier	60-59	2031	145-354	.410	91-237	.384	55-67	.821	52-233-285	4.8	137	2.3	114-0	48	49	54	436	7.3
Luther Head	22-4	322	39-101	.386	14-38	.368	14-16	.875	3-24-27	1.2	35	1.6	15-0	6	16	1	106	4.8
Brent Barry	56-1	857	70-172	.407	49-131	.374	19-20	.950	17-77-94	1.7	78	1.4	45-0	24	48	3	208	3.7
Brian Cook (TOT)	30-0	171	28-76	.368	13-30	.433	5-6	.833	7-25-32	1.1	5	0.2	26-0	3	13	3	74	2.5
Brian Cook (HOU)	9-0	25	5-16	.313	2-5	.400	0-0	—	1-4-5	0.6	1	0.1	3-0	0	2	3	12	1.3
Dikembe Mutombo	9-2	96	5-13	.385	0-0	—	6-9	.667	12-21-33	3.7	0	0.0	11-0	0	6	11	16	1.8
James White	4-0	11	3-5	.600	1-2	.500	0-0	—	0-0-0	0.0	1	0.3	2-0	1	3	1	7	1.8
Chuck Hayes	71-1	858	42-113	.372	0-4	.000	7-19	.368	74-176-250	3.5	42	0.6	134-2	34	25	19	91	1.3
Joey Dorsey	3-0	6	1-2	.500	0-0	—	0-0	—	0-1-1	0.3	1	0.3	0-0	0	0	0	2	0.7
ROCKETS	82	19805	2959-6526	.453	621-1656	.375	1531-1903	.805	862-2662-3524	43.0	1662	20.3	1553-9	548	1158	355	8070	98.4
OPPONENTS	82	19805	2991-6735	.444	464-1298	.357	1296-1730	.749	873-2399-3272	39.9	1620	19.8	1689-13	588	1012	435	7742	94.4

Date	Opponent	Score	Record	Date	Opponent	Score	Record
Oct. 29	Memphis	W82-71	1-0	19	Denver	W115-113	26-16
30	at Dallas	W112-102	2-0	21	Utah	W108-99	27-16
Nov. 1	Oklahoma City	W89-77	3-0	23	at Indiana	L102-107	27-17
4	Boston	L99-103	3-1	25	at Detroit	W108-105	28-17
6	at Portland	L99-101 (OT)	3-2	26	at New York	L98-104	28-18
7	at L.A. Clippers	W92-83	4-2	28	Philadelphia	L93-95	28-19
9	at L.A. Lakers	L82-111	4-3	31	Golden State	W110-93	29-19
12	at Phoenix	W94-82	5-3	Feb. 3	Chicago	W107-100	30-19
14	at San Antonio	L75-77	5-4	4	at Memphis	L93-104	30-20
15	New Orleans	W91-82	6-4	7	Minnesota	W107-90	31-20
17	at Oklahoma City	W100-89	7-4	9	at Milwaukee	L112-124	31-21
19	Dallas	L86-96	7-5	11	Sacramento	W94-82	32-21
21	at Washington	W103-91	8-5	17	New Jersey	W114-88	33-21
22	at Orlando	W100-95	9-5	20	Dallas	W93-86	34-21
24	at Miami	W107-98	10-5	22	Charlotte	W99-78	35-21
26	Indiana	L90-91	10-6	24	Portland	W98-94	36-21
29	San Antonio	W103-84	11-6	26	Cleveland	W93-74	37-21
30	at Denver	L94-104	11-7	28	at Chicago	L102-105	37-22
Dec. 3	L.A. Clippers	W103-96	12-7	Mar. 1	at Minnesota	W105-94	38-22
5	Golden State	W131-112	13-7	3	Toronto	W107-97	39-22
8	at Memphis	L97-109	13-8	4	at Utah	L94-101	39-23
9	Atlanta	W92-84	14-8	6	Phoenix	W116-112	40-23
12	at Golden State	W119-108	15-8	8	Memphis	W93-83	41-23
13	at L.A. Clippers	L82-95	15-9	9	at Denver	W97-95	42-23
16	Denver	W108-96	16-9	11	L.A. Lakers	L96-102	42-24
19	Sacramento	W107-96	17-9	13	at Charlotte	W91-86	43-24
20	at Minnesota	W109-102	18-9	14	San Antonio	L85-88	43-25
22	at New Jersey	W114-91	19-9	16	at New Orleans	W95-84	44-25
23	at Cleveland	L90-99	19-10	18	Detroit	W106-101 (2OT)	45-25
26	at New Orleans	L79-88	19-11	20	Minnesota	W107-88	46-25
27	Utah	W120-115 (2OT)	20-11	22	at San Antonio	W87-85	47-25
29	Washington	L87-89	20-12	24	at Utah	L86-99	47-26
31	Milwaukee	W85-81	21-12	28	L.A. Clippers	W110-93	48-26
Jan. 2	at Toronto	L73-94	21-13	Apr. 1	at Phoenix	L109-114	48-27
3	at Atlanta	L100-103	21-14	3	at L.A. Lakers	L81-93	48-28
6	at Philadelphia	L96-104	21-15	5	Portland	W102-88	49-28
7	at Boston	W89-85	22-15	7	Orlando	W93-83	50-28
9	at Oklahoma City	W98-96	23-15	9	at Sacramento	W115-98	51-28
10	New York	W96-76	24-15	10	at Golden State	W113-109	52-28
13	L.A. Lakers	L100-105	24-16	13	New Orleans	W86-66	53-28
17	Miami	W93-86	25-16	15	at Dallas	L84-95	53-29

2009-10 Houston Rockets

(42-40, 3rd Southwest)

Final Statistics

Player	G-S	Min	FGM-A	Pct.	3PM-A	Pct.	FTM-A	Pct.	Rebounds	Avg.	A	Avg.	PF-D	S	TO	B	TP	Avg.
Kevin Martin (TOT)	46-43	1633	289-693	.417	70-210	.333	298-340	.876	29-135-164	3.6	111	2.4	96-0	46	92	6	946	20.6
Kevin Martin (HOU)	24-22	859	154-354	.435	31-100	.310	171-185	.924	9-61-70	2.9	54	2.3	45-0	23	57	2	510	21.3
Aaron Brooks	82-82	2919	575-1331	.432	209-525	.398	245-298	.822	54-161-215	2.6	434	5.3	199-1	69	232	14	1604	19.6
Luis Scola	82-82	2671	560-1090	.514	1-5	.200	208-267	.779	175-530-705	8.6	169	2.1	246-2	63	163	26	1329	16.2
Carl Landry	52-1	1415	302-552	.547	0-0	—	235-280	.839	122-164-286	5.5	40	0.8	146-1	28	86	46	839	16.1
Trevor Ariza	72-71	2629	394-999	.394	136-407	.334	148-228	.649	78-325-403	5.6	276	3.8	162-0	126	161	40	1072	14.9
Kyle Lowry	68-0	1651	184-464	.397	37-136	.272	215-260	.827	91-156-247	3.6	305	4.5	173-0	60	116	9	620	9.1
Chase Budinger	74-4	1488	249-565	.441	92-249	.369	67-87	.770	38-182-220	3.0	88	1.2	85-0	34	48	11	657	8.9
Shane Battier	67-62	2168	178-447	.398	101-279	.362	77-106	.726	74-238-312	4.7	164	2.4	139-0	53	64	76	534	8.0
David Andersen	63-0	891	147-340	.432	27-78	.346	46-67	.687	54-154-208	3.3	44	0.7	119-0	15	37	12	367	5.8
Jared Jeffries (TOT)	70-37	1794	138-314	.439	21-71	.296	75-120	.625	130-158-288	4.1	101	1.4	203-2	62	76	71	372	5.3
Jared Jeffries (HOU)	18-0	332	36-84	.429	1-9	.111	15-27	.556	31-34-65	3.6	18	1.0	46-0	9	14	13	88	4.9
Jordan Hill (TOT)	47-0	624	99-201	.493	0-2	.000	46-68	.676	76-99-175	3.7	20	0.4	92-0	14	30	21	244	5.2
Jordan Hill (HOU)	23-0	372	58-109	.532	0-0	—	31-47	.660	44-70-114	5.0	13	0.6	55-0	4	18	12	147	6.4
Garrett Temple	9-0	118	13-29	.448	3-12	.250	16-24	.667	16-24	6.67	7	0.8	16-0	4	14	4	45	5.0
Chuck Hayes	82-82	1773	161-329	.489	0-0	—	36-66	.545	151-314-465	5.7	139	1.7	219-3	73	74	43	358	4.4
Jermaine Taylor	31-4	303	45-119	.378	5-22	.227	33-46	.717	21-25-46	1.5	16	0.5	15-0	10	19	3	128	4.4
Tracy McGrady	6-0	46	7-19	.368	1-2	.500	4-6	.667	0-5-5	0.8	6	1.0	2-0	0	1	2	19	2.2
Mike Harris (TOT)	13-0	96	11-30	.367	0-1	.000	7-11	.636	10-14-24	1.8	3	0.2	14-0	5	9	1	29	2.2
Mike Harris (HOU)	8-0	82	10-27	.370	0-1	.000	5-9	.556	9-11-20	2.5	3	0.4	10-0	4	9	1	25	3.1
Hilton Armstrong (TOT)	33-0	335	28-79	.354	0-1	.000	15-32	.469	27-54-81	2.5	21	0.6	59-1	15	22	12	71	2.2
Hilton Armstrong (HOU)	9-0	40	5-17	.294	0-1	.000	0-2	.000	5-1-6	0.7	3	0.3	10-0	5	5	0	10	1.1
Joey Dorsey	7-0	54	5-11	.455	0-0	—	1-2	.500	11-14-25	3.6	2	0.3	12-0	2	4	1	11	1.6
Brian Cook	15-0	44	7-23	.304	2-9	.222	5-7	.714	1-8-9	0.6	1	0.1	5-0	0	6	2	21	1.4
Pops Mensah-Bonsu	4-0	13	1-4	.250	0-0	—	3-5	.500	1-3-4	1.0	1	0.3	3-0	1	0	1	5	1.3
Will Conroy	5-0	36	3-10	.300	0-3	.000	0-2	.000	0-3-3	0.6	7	1.4	5-0	0	4	0	6	1.2
ROCKETS	82	19905	3094-6923	.447	646-1838	.351	1561-2022	.772	971-2471-3442	42.0	1790	21.8	1712-7	583	1188	318	8395	102.4
OPPONENTS	82	19905	3236-6810	.475	489-1344	.364	1464-1917	.764	875-2632-3507	42.8	1716	20.9	1840-21	597	1207	532	8425	102.7

Date	Opponent	Score	Record	Date	Opponent	Score	Record
Oct. 27	at Portland	L87-96	0-1	22	at San Antonio	W116-109	24-18
28	at Golden State	W108-107	1-1	23	Chicago	L97-104	24-19
31	Portland	W111-107	2-1	25	Atlanta	L95-102	24-20
Nov. 2	at Utah	W113-96	3-1	27	Denver	L92-97	24-21
4	L.A. Lakers	L102-103 (OT)	3-2	29	Portland	W104-100	25-21
6	Oklahoma City	W105-94	4-2	31	Phoenix	L111-115 (OT)	25-22
10	at Dallas	L103-121	4-3	Feb. 2	Golden State	W119-97	26-22
11	Memphis	W104-79	5-3	5	at Memphis	W101-83	27-22
13	at Sacramento	L100-109	5-4	6	Philadelphia	L95-102	27-23
15	at L.A. Lakers	W101-91	6-4	9	at Miami	L66-99	27-24
17	Phoenix	L105-111	6-5	16	Utah	L95-104	27-25
18	at Minnesota	W97-84	7-5	17	at Milwaukee	W127-99	28-25
20	at Atlanta	L103-105	7-6	20	Indiana	L115-125	28-26
21	Sacramento	W113-106	8-6	21	at New Orleans	L94-102	28-27
25	Dallas	L99-130	8-7	24	Orlando	L92-110	28-28
27	San Antonio	L84-92	8-8	26	San Antonio	W109-104	29-28
29	at Oklahoma City	W100-91	9-8	27	at Utah	L110-133	29-29
Dec. 2	at L.A. Clippers	W102-85	10-8	Mar. 1	Toronto	W116-92	30-29
3	at Golden State	W111-109	11-8	3	Sacramento	L81-84	30-30
5	at Portland	L89-90	11-9	6	at Minnesota	W112-98	31-30
9	Cleveland	W95-85	12-9	7	at Detroit	L107-110 (OT)	31-31
11	at Philadelphia	W96-91	13-9	9	at Washington	W96-88	32-31
13	at Toronto	L88-101	13-10	13	New Jersey	W116-108	33-31
15	Detroit	W107-96	14-10	15	Denver	W125-123	34-31
16	at Denver	L101-111	14-11	17	Memphis	W107-94	35-31
18	at Dallas	W116-108 (OT)	15-11	19	Boston	L87-94	35-32
19	Oklahoma City	W95-90	16-11	21	at New York	W116-112	36-32
22	L.A. Clippers	W108-99	17-11	22	at Chicago	L88-98	36-33
23	at Orlando	L87-102	17-12	24	at Oklahoma City	L104-122	36-34
26	at New Jersey	W98-93	18-12	25	L.A. Clippers	L93-99	36-35
27	at Cleveland	L83-108	18-13	27	L.A. Lakers	L101-109	36-36
29	New Orleans	W108-100	19-13	30	Washington	W98-94	37-36
31	Dallas	W97-94	20-13	31	at San Antonio	L102-119	37-37
Jan. 2	at New Orleans	L95-99	20-14	Apr. 2	at Boston	W119-114 (OT)	38-37
5	at L.A. Lakers	L79-88	20-15	4	at Indiana	L102-133	38-38
6	at Phoenix	L110-118	20-16	6	at Memphis	W113-103	39-38
9	New York	W105-96	21-16	7	Utah	W113-96	40-38
12	at Charlotte	L94-102	21-17	9	Charlotte	W97-90	41-38
13	Minnesota	W120-114 (3OT)	22-17	11	at Phoenix	L106-116	41-39
15	Miami	L106-115	22-18	12	at Sacramento	W117-107	42-39
18	Milwaukee	W101-98 (OT)	23-18	14	New Orleans	L115-123	42-40

History

2010-11 Houston Rockets

(43-39, 5th Southwest)

Final Statistics

Player	G-S	Min	FGM-A	Pct.	3PM-A	Pct.	FTM-A	Pct.	Rebounds			PF-D	S	TO	B	TP	Avg.	
									O-D-Tot	Avg.	A							
Kevin Martin	80-80	2603	553-1267	.436	176-459	.383	594-669	.888	28-230-258	3.2	198	2.5	155-1	80	184	15	1876	23.5
Luis Scola	74-74	2412	569-1129	.504	0-3	.000	214-290	.738	147-459-606	8.2	185	2.5	227-4	48	147	44	1352	18.3
Kyle Lowry	75-71	2563	345-809	.426	129-343	.376	192-251	.765	89-220-309	4.1	500	6.7	207-0	102	158	23	1011	13.5
Aaron Brooks	34-7	811	134-387	.346	48-189	.284	78-83	.940	11-40-51	1.5	129	3.8	69-3	21	55	2	394	11.6
Yao Ming	5-5	91	18-37	.486	0-0	—	—	—	15-16	.938	4	0.8	13-1	0	7	8	51	10.2
Chase Budinger	78-22	1738	279-656	.425	89-274	.325	118-138	.855	52-229-281	3.6	127	1.6	114-0	41	67	18	765	9.8
Shane Battier	59-59	1818	186-408	.456	88-225	.391	49-76	.645	58-223-281	4.8	153	2.6	127-1	53	63	71	509	8.6
Courtney Lee	81-1	1723	253-576	.439	71-174	.408	95-120	.792	51-158-209	2.6	100	1.2	102-0	58	68	18	672	8.3
Chuck Hayes	74-63	2079	244-463	.527	0-2	.000	94-122	.662	219-380-599	8.1	202	2.7	200-0	79	86	49	582	7.9
Goran Dragic (TOT)	70-5	1234	192-441	.435	56-155	.361	83-133	.624	36-106-142	2.0	204	2.9	125-0	50	117	10	523	7.5
Goran Dragic (HOU)	22-3	378	59-125	.472	28-64	.519	24-36	.667	12-44-56	2.5	55	2.5	35-0	14	21	4	170	7.7
Brad Miller	60-5	1015	132-296	.446	40-107	.374	78-94	.830	44-178-222	3.7	145	2.4	98-0	28	54	21	382	6.4
Patrick Patterson	52-6	868	149-267	.558	0-2	.000	30-42	.714	86-114-200	3.8	41	0.8	77-0	17	31	37	328	6.3
Jordan Hill	72-11	1125	173-352	.491	0-2	.000	60-85	.706	128-178-306	4.3	29	0.4	157-1	14	62	52	406	5.6
Terrence Williams (TOT)	21-0	290	43-115	.374	6-22	.273	14-21	.667	4-47-51	2.4	38	1.8	25-0	9	33	0	106	5.0
Terrence Williams (HOU)	11-0	84	14-42	.333	2-10	.200	9-11	.818	1-14-15	1.4	7	0.6	4-0	4	8	0	39	3.5
Jermaine Taylor	8-0	77	16-32	.500	2-5	.400	5-6	.833	1-8-9	1.1	2	0.3	4-0	2	6	2	39	4.9
Ishmael Smith	28-3	329	32-83	.386	3-8	.375	7-10	.700	6-36-42	1.5	64	2.3	26-0	13	26	2	74	2.6
Mike Harris	4-0	16	3-6	.500	0-0	—	4-4	.500	2-3-5	1.3	1	0.3	2-0	0	1	1	8	2.0
Jared Jeffries	18-0	138	11-36	.306	1-6	.167	4-10	.400	20-15-35	1.9	11	0.6	21-0	7	4	3	27	1.5
Hasheem Thabeet (TOT)	47-0	373	17-40	.425	0-0	—	19-35	.543	24-51-75	1.6	4	0.1	76-0	9	17	16	53	1.1
Hasheem Thabeet (HOU)	2-0	4	0-1	.000	0-0	—	0-0	—	0-0-0	0.0	0	0.0	3-0	0	0	1	0	0.0
Marcus Cousins (TOT)	4-0	18	2-3	.667	0-0	—	0-0	—	0-3-3	0.8	0	0.0	1-0	0	1	1	4	1.0
DeMarre Carroll (TOT)	12-0	50	4-12	.333	0-0	—	2-2	1.000	2-8-8	0.7	4	0.3	5-0	1	0	1	10	0.8
DeMarre Carroll (HOU)	5-0	11	0-3	.000	0-0	—	0-0	—	0-0-0	0.0	2	0.4	0-0	0	0	0	0	0.0
ROCKETS	82	19880	3170-6975	.454	677-1843	.367	1668-2083	.801	962-2549-3511	42.8	1955	23.8	1641-11	581	1110	371	8685	105.9
OPPONENTS	82	19880	3266-6979	.468	448-1250	.358	1526-1954	.781	955-2552-3507	42.8	1707	20.8	1754-8	588	1125	449	8506	103.7

Date	Opponent	Score	Record	Date	Opponent	Score	Record
Oct. 26	at L.A. Lakers	L110-112	0-1	17	Milwaukee	W93-84	19-23
27	at Golden State	L128-132	0-2	19	New York	W104-89	20-23
30	Denver	L94-107	0-3	21	at Memphis	L110-115	20-24
Nov. 3	New Orleans	L99-107	0-4	22	Orlando	L104-118	20-25
6	at San Antonio	L121-124 (OT)	0-5	24	at Minnesota	W129-125	21-25
7	Minnesota	W120-94	1-5	26	L.A. Clippers	W96-83	22-25
10	at Washington	L91-98	1-6	27	at Dallas	L106-111	22-26
12	at Indiana	W102-99	2-6	29	at San Antonio	L95-108	22-27
14	at New York	W104-96	3-6	Feb. 1	at L.A. Lakers	L106-114 (OT)	22-28
16	Chicago	L92-95	3-7	2	at Utah	W97-96	23-28
17	at Oklahoma City	L99-116	3-8	5	Memphis	W95-93 (OT)	24-28
19	at Toronto	L96-106	3-9	7	at Denver	W108-103	25-28
22	Phoenix	L116-123	3-10	8	Minnesota	L108-112	25-29
24	Golden State	W111-101	4-10	12	Dallas	L102-106	25-30
26	at Charlotte	L89-99	4-11	14	Denver	W121-102	26-30
28	Oklahoma City	W99-98	5-11	16	Philadelphia	L105-114	26-31
29	at Dallas	L91-101	5-12	22	at Detroit	W108-100	27-31
Dec. 1	L.A. Lakers	W109-99	6-12	23	at Cleveland	W124-119	28-31
3	at Memphis	W127-111	7-12	26	New Jersey	W123-108	29-31
4	at Chicago	L116-119 (OT)	7-13	27	at New Orleans	W91-89	30-31
7	Detroit	W97-83	8-13	Mar. 1	at Portland	W103-87	31-31
10	at Milwaukee	L91-97	8-14	2	at L.A. Clippers	L103-106	31-32
11	Cleveland	W110-95	9-14	5	Indiana	W112-95	32-32
14	Sacramento	W118-105	10-14	7	at Sacramento	W123-101	33-32
15	at Oklahoma City	L105-117	10-15	8	at Phoenix	L110-113	33-33
17	Memphis	W103-87	11-15	12	San Antonio	L107-115	33-34
19	at Sacramento	W102-93	12-15	14	Phoenix	W95-93	34-34
20	at Golden State	W121-112	13-15	16	Charlotte	W94-78	35-34
22	at L.A. Clippers	W97-92	14-15	18	Boston	W93-77	36-34
27	Washington	W100-93	15-15	20	Utah	W110-108	37-34
29	Miami	L119-125	15-16	23	Golden State	W131-112	38-34
31	Toronto	W114-105	16-16	27	at Miami	L119-125	38-35
Jan. 2	at Portland	L85-100	16-17	29	at New Jersey	W112-87	39-35
3	at Denver	L106-113	16-18	30	at Philadelphia	L97-108	39-36
5	Portland	L100-103	16-19	Apr. 1	San Antonio	W119-114 (OT)	40-36
7	at Orlando	L95-110	16-20	3	Atlanta	W114-109	41-36
8	Utah	L99-103 (OT)	16-21	5	Sacramento	L101-104	41-37
10	at Boston	W108-102	17-21	6	at New Orleans	L93-101	41-38
12	Oklahoma City	L112-118	17-22	9	L.A. Clippers	W99-78	42-38
14	New Orleans	L105-110 (OT)	17-23	11	Dallas	L91-98 (OT)	42-39
15	at Atlanta	W112-106	18-23	13	at Minnesota	W121-102	43-39

2011-12 Houston Rockets

(34-32, 4th Southwest)

Final Statistics

Player	G-S	Min	FG-A	Pct.	3PM-A	Pct.	FTM-A	Pct.	Rebounds		PF-D	S	TO	B	TP	Avg.		
									O-D-Tot	Avg.								
Kevin Martin	40-40	1264	222-537	.413	78-225	.347	160-179	.894	13-93-106	2.7	110	2.8	70-0	28	70	3	682	17.1
Luis Scola	66-66	2067	436-888	.491	0-3	.000	153-198	.773	122-306-428	6.5	140	2.1	214-1	35	153	24	1025	15.5
Kyle Lowry	47-38	1510	210-513	.409	79-211	.374	171-198	.864	37-176-213	4.5	310	6.6	133-0	73	130	14	670	14.3
Goran Dragic	66-28	1752	277-600	.462	68-202	.337	153-190	.805	53-115-168	2.5	351	5.3	166-1	85	157	10	775	11.7
Courtney Lee	58-26	1757	251-580	.433	87-217	.401	71-86	.826	26-133-159	2.7	88	1.5	106-1	68	64	22	660	11.4
Chase Budinger	58-9	1298	208-471	.442	88-219	.402	54-70	.771	38-179-217	3.7	74	1.3	65-0	29	55	7	558	9.6
Chandler Parsons	63-57	1804	248-549	.452	60-178	.337	43-78	.551	90-210-300	4.8	134	2.1	142-1	73	81	29	599	9.5
Patrick Patterson	64-1	1483	225-511	.440	0-3	.000	40-57	.702	112-174-286	4.5	53	0.8	113-0	27	49	36	490	7.7
Samuel Dalembert	65-45	1446	200-395	.506	0-1	.000	90-113	.796	158-298-456	7.0	33	0.5	162-2	37	82	11	490	7.5
Jordan Hill	32-7	469	68-135	.504	0-3	.000	25-39	.641	47-108-155	4.8	14	0.4	60-0	9	24	21	161	5.0
Earl Boykins	8-0	111	12-36	.333	2-9	.222	13-15	.867	0-11-11	1.4	17	2.1	5-0	1	7	0	39	4.9
Marcus Camby (TOT)	59-53	1352	128-287	.446	2-5	.400	29-64	.453	157-373-530	9.0	107	1.8	126-0	50	57	85	287	4.9
Marcus Camby (HOU)	19-13	458	61-126	.484	2-5	.400	11-26	.423	52-124-176	9.3	32	1.7	38-0	17	10	29	135	7.1
Terrence Williams	12-0	181	20-57	.351	8-19	.421	6-12	.500	2-26-28	2.3	10	0.8	16-0	4	10	1	54	4.5
Courtney Fortson (TOT)	10-0	95	11-32	.344	3-13	.231	10-15	.667	6-9-15	1.5	10	1.0	5-0	3	10	0	35	3.5
Courtney Fortson (HOU)	6-0	49	6-20	.300	2-9	.222	4-6	.667	2-5-7	1.2	5	0.8	2-0	3	5	0	18	3.0
Jonny Flynn	11-0	135	12-41	.293	2-9	.222	11-14	.786	1-7-8	0.7	28	2.5	8-0	3	9	1	37	3.4
Jeff Adrien	8-0	63	7-16	.438	0-0	—	7-12	.583	5-17-22	2.8	1	0.1	13-0	0	2	2	21	2.6
Marcus Morris	17-0	126	16-54	.296	2-17	.118	6-8	.750	5-11-16	0.9	3	0.2	12-0	2	4	2	40	2.4
Greg Smith	8-0	69	7-11	.636	0-0	—	0-0	—	5-15-20	2.5	1	0.1	17-0	2	1	5	14	1.8
Hasheem Thabeet	5-0	23	3-3	1.000	0-0	—	0-0	—	1-6-7	1.4	0	0.0	5-0	0	0	2	6	1.2
Malcolm Thomas (TOT)	3-0	15	0-3	.000	0-0	—	1-2	.500	1-2-3	1.0	1	0.3	0-0	1	0	1	1	0.3
ROCKETS	66	16065	2489-5543	.449	478-1330	.359	1018-1301	.782	769-2014-2783	42.2	1404	21.3	1347-6	496	955	319	6474	98.1
OPPONENTS	66	16065	2474-5427	.456	369-1136	.325	1142-1490	.766	729-2027-2756	41.8	1321	20.0	1215-4	495	972	340	6459	97.9

Date	Opponent	Score	Record	Date	Opponent	Score	Record
Dec. 26	at Orlando	L95-104	0-1	22	Philadelphia	W93-87	20-14
29	San Antonio	W105-85	1-1	28	Toronto	W88-85	21-14
30	at Memphis	L93-113	1-2	29	at Utah	L83-104	21-15
Jan. 31	Atlanta	W95-84	2-2	Mar. 2	Denver	L105-117	21-16
3	at L.A. Lakers	L99-108	2-3	4	L.A. Clippers	L103-105 (OT)	21-17
4	at L.A. Clippers	L89-117	2-4	6	at Boston	L92-97 (OT)	21-18
6	at Oklahoma City	L94-109	2-5	7	at Toronto	L98-116	21-19
7	Oklahoma City	L95-98	2-6	10	at New Jersey	W112-106	22-19
10	at Charlotte	W82-70	3-6	11	at Cleveland	L107-118	22-20
11	at San Antonio	L95-101 (OT)	3-7	13	at Oklahoma City	W104-103	23-20
13	Sacramento	W103-89	4-7	14	Charlotte	W107-87	24-20
14	Portland	W107-105 (OT)	5-7	17	at L.A. Clippers	L91-95	24-21
16	at Washington	W114-106	6-7	18	at Phoenix	L86-99	24-22
17	Detroit	W97-80	7-7	20	L.A. Lakers	W107-104	25-22
19	New Orleans	W90-88 (OT)	8-7	22	Golden State	W109-83	26-22
21	San Antonio	W105-102	9-7	24	Dallas	L99-101 (OT)	26-23
23	at Minnesota	W107-92	10-7	26	Sacramento	W113-106 (OT)	27-23
25	Milwaukee	L99-105	10-8	27	at Dallas	L81-90	27-24
27	Washington	W103-76	11-8	30	Memphis	W98-89	28-24
28	New York	W97-84	12-8	Apr. 1	Indiana	L102-104 (OT)	28-25
30	Minnesota	L108-120	12-9	2	at Chicago	W99-93	29-25
Feb. 1	at San Antonio	L91-99	12-10	6	at L.A. Lakers	W112-107	30-25
3	Phoenix	W99-81	13-10	8	at Sacramento	W104-87	31-25
4	at Minnesota	L91-100	13-11	9	at Portland	W94-89	32-25
6	at Denver	W99-90	14-11	11	Utah	L91-103	32-26
8	at Portland	W103-96	15-11	13	Phoenix	L105-112	32-27
9	at Phoenix	W96-89	16-11	15	at Denver	L86-101	32-28
12	at Golden State	L97-106	16-12	16	Denver	L102-105	32-29
14	at Memphis	L83-93	16-13	18	at Dallas	L110-117	32-30
15	Oklahoma City	W96-95	17-13	19	at New Orleans	L99-105 (OT)	32-31
17	Minnesota	L98-111	17-14	21	Golden State	W99-96	33-31
19	Utah	W101-85	18-14	22	at Miami	L88-97	33-32
20	Memphis	W97-93	19-14	26	New Orleans	W84-77	34-32

2012-13 Houston Rockets

(45-37, 3rd Southwest)

Final Statistics

PLAYER	G-GS	MIN	FIELD GOALS		3-POINT FG		FT-FTA	PCT	Rebounds				PF-DQ	STL	TO	BLK	PTS	AVG
			FG-FGA	PCT	FG-FGA	PCT			OFF	DEF	TOT	AST						
James Harden	78-78	2985	585-1337	.438	179-486	.368	674-792	.851	62	317	379	455	178-0	142	295	38	2023	25.9
Chandler Parsons	76-76	2758	456-939	.486	152-395	.385	113-155	.729	79	325	404	269	148-0	75	147	32	1177	15.5
Jeremy Lin	82-82	2640	396-897	.441	87-257	.339	216-275	.785	32	215	247	497	205-2	134	236	29	1095	13.4
Patrick Patterson	47-38	1219	236-455	.519	35-96	.365	37-49	.755	73	148	221	51	90-0	18	42	27	544	11.6
Carlos Delfino	67-5	1689	251-620	.405	158-421	.375	48-56	.857	18	202	220	135	114-0	68	72	9	708	10.6
Omer Asik	82-82	2464	332-614	.541	0-1	.000	168-299	.562	275	681	956	75	223-2	46	173	87	832	10.1
Marcus Morris	54-17	1154	171-400	.428	74-194	.381	49-75	.653	63	156	219	47	120-1	27	53	16	465	8.6
Toney Douglas	49-0	913	139-352	.395	61-162	.377	60-68	.882	23	67	90	93	103-0	40	56	2	399	8.1
Aaron Brooks (HOU)	7-0	38	4-13	.308	2-7	.286	0-0	—	1	1	2	6	5-0	1	4	3	10	1.4
Greg Smith	70-10	1110	170-274	.620	0-1	.000	81-130	.623	111	210	321	25	175-1	18	41	40	421	6.0
Donatas Motiejunas	44-14	538	97-213	.455	24-83	.289	32-51	.627	36	57	93	31	73-0	7	37	10	250	5.7
Patrick Beverley	41-0	713	79-189	.418	36-96	.375	34-41	.829	45	64	109	117	83-0	37	44	21	228	5.6
Francisco Garcia (hou)	18-5	319	41-95	.432	27-70	.386	6-7	.857	1	22	23	20	22-0	14	12	7	115	6.4
Terrence Jones	19-0	276	43-94	.457	5-19	.263	13-17	.765	28	37	65	15	21-0	12	13	19	104	5.5
Thomas Robinson	19-0	247	35-78	.449	0-1	.000	16-38	.421	30	47	77	10	19-0	16	23	5	86	4.5
James Anderson	29-2	307	41-101	.406	16-49	.327	17-19	.895	15	43	58	33	18-0	12	18	3	115	4.0
Daequan Cook	16-1	165	21-59	.356	11-30	.367	2-3	.667	5	13	18	10	13-0	6	2	5	55	3.4
Cole Aldrich	30-0	213	23-43	.535	0-0	—	4-9	.444	12	45	57	6	41-0	3	14	9	50	1.7
Scott Machado	6-0	21	3-6	.500	0-1	.000	2-2	1.000	0	1	1	6	0-0	2	8	0	8	1.3
Tim Ohlbrecht	3-0	12	1-3	.333	0-0	—	1-1	1.000	0	1	1	1	1-0	1	4	0	3	1.0
ROCKETS	82	19780	3124-6782	.461	867-2369	.366	1573-2087	.754	909	2652	3561	1902	1662-6	679	1348	359	8688	106.0
OPPONENTS	82	19780	3184-7007	.454	661-1798	.368	1374-1771	.776	876	2539	3415	1858	1674-7	693	1210	498	8403	102.5

Date	Opponent	Score	Record	Date	Opponent	Score	Record
Oct. 31	at Detroit	W105-96	1-0	19	at Minnesota	L79-92	21-21
Nov. 2	at Atlanta	W109-102	2-0	21	at Charlotte	W100-94	22-21
3	Portland	L85-95 OT	2-1	23	Denver	L95-105	22-22
7	Denver	L87-93	2-2	25	at New Orleans	W100-82	23-22
9	at Memphis	L85-93	2-3	26	Brooklyn	W119-106	24-22
10	Detroit	W96-82	3-3	28	at Utah	W125-80	25-22
12	Miami	L110-113	3-4	30	at Denver	L110-118	25-23
14	New Orleans	W100-96	4-4	Feb. 2	Charlotte	W109-95	26-23
16	at Portland	L117-119 OT	4-5	5	Golden State	W140-109	27-23
18	at LA Lakers	L108-119	4-6	6	at Miami	L108-114	27-24
19	at Utah	L91-102	4-7	8	Portland	W118-103	28-24
21	Chicago	W93-89	5-7	10	at Sacramento	L111-117	28-25
23	New York	W131-103	6-7	12	at Golden State	W116-107	29-25
27	Toronto	W117-101	7-7	13	at LA Clippers	L96-106	29-26
28	at Oklahoma City	L98-120	7-8	20	Oklahoma City	W122-119	30-26
Dec. 1	Utah	W124-116	8-8	22	at Brooklyn	W106-96	31-26
4	LA Lakers	W107-105	9-8	23	at Washington	L103-105	31-27
7	at San Antonio	L92-114	9-9	27	Milwaukee	L107-110	31-28
8	Dallas	L109-116	9-10	Mar. 1	at Orlando	W118-110	32-28
10	San Antonio	L126-134 OT	9-11	3	Dallas	W136-103	33-28
12	Washington	W99-93	10-11	6	at Dallas	L108-112	33-29
14	Boston	W101-89	11-11	8	at Golden State	W94-88	34-29
16	at Toronto	L96-103	11-12	9	at Phoenix	L105-107	34-30
17	at New York	W109-96	12-12	13	Phoenix	W111-81	35-30
19	Philadelphia	W125-103	13-12	15	Minnesota	W108-100	36-30
22	Memphis	W121-96	14-12	17	Golden State	L78-108	36-31
25	at Chicago	W120-97	15-12	20	Utah	W100-93	37-31
26	at Minnesota	W87-84	16-12	22	Cleveland	W116-78	38-31
28	at San Antonio	L116-122	16-13	24	San Antonio	W96-95	39-31
29	Oklahoma City	L94-124	16-14	27	Indiana	L91-100	39-32
31	Atlanta	W123-104	17-14	29	at Memphis	L94-103	39-33
Jan. 2	New Orleans	W104-92	18-14	30	LA Clippers	W98-81	40-33
4	at Milwaukee	W115-101	19-14	Apr. 1	Orlando	W111-103	41-33
5	at Cleveland	W112-104	20-14	3	at Sacramento	W112-102	42-33
8	LA Lakers	W125-112	21-14	5	at Portland	W116-98	43-33
9	at New Orleans	L79-88	21-15	6	at Denver	L114-132	43-34
11	at Boston	L91-103	21-16	9	Phoenix	W101-98	44-34
12	at Philadelphia	L100-107	21-17	12	Memphis	L78-82	44-35
15	LA Clippers	L109-117	21-18	14	Sacramento	W121-100	45-35
16	at Dallas	L100-105	21-19	15	at Phoenix	L112-119	45-36
18	at Indiana	L95-105	21-20	17	at LA Lakers	L95-99 OT	45-37

2013-14 Houston Rockets

(54-28, 2nd Southwest)

Final Statistics

PLAYER	FIELD GOALS				3-POINT FG			Rebounds										
	G-GS	MIN	FG-FGA	PCT	FG-FGA	PCT	FT-FTA	PCT	OFF	DEF	TOT	AST	PF-DQ	STL	TO	BLK	PTS	AVG
Harden	73-73	2777	549-1205	0.456	177-483	0.366	576-665	0.866	61	283	344	446	177-0	115	265	29	1851	25.4
Howard	71-71	2396	473-800	0.591	2-7	0.286	349-638	0.547	231	635	866	131	240-0	60	229	128	1297	18.3
Parsons	74-74	2783	466-987	0.472	130-351	0.370	164-221	0.742	69	340	409	298	168-1	88	144	29	1226	16.6
Lin	71-33	2054	295-662	0.446	82-229	0.358	218-265	0.823	34	153	187	294	166-0	68	176	27	890	12.5
Jones	76-71	2078	386-712	0.542	31-101	0.307	118-195	0.605	162	366	528	87	139-0	53	71	99	921	12.1
Beverley	56-55	1751	199-481	0.414	92-255	0.361	83-102	0.814	72	124	196	151	174-4	77	66	23	573	10.2
Daniels	5-1	75	15-31	0.484	12-25	0.480	0-0	---	0	4	4	5	6-0	0	3	0	42	8.4
Brooks	43-0	716	104-263	0.395	54-132	0.409	37-44	0.841	23	39	62	83	76-0	25	51	6	299	7.0
Casspi	71-2	1283	173-410	0.422	61-176	0.347	83-122	0.680	55	205	260	88	100-0	44	72	14	490	6.9
Hamilton (TOT)	60-12	1020	147-376	0.391	70-198	0.354	40-51	0.784	32	162	194	52	67-0	44	46	20	404	6.7
Hamilton (HOU)	21-1	349	48-122	0.393	25-69	0.362	17-20	0.850	9	52	61	18	36-0	13	19	7	138	6.6
Asik	48-19	968	101-190	0.532	0-0	---	78-126	0.619	101	277	378	25	92-1	14	59	37	280	5.8
Garcia	55-4	1083	118-294	0.401	69-193	0.358	10-19	0.526	21	101	122	63	120-1	27	30	33	315	5.7
Motiejunas	62-3	952	131-296	0.443	21-84	0.250	58-96	0.604	60	165	225	34	132-0	20	49	21	341	5.5
Canaan	22-0	252	31-87	0.356	18-55	0.327	21-29	0.724	7	17	24	22	25-0	8	21	4	101	4.6
Powell	1-0	19	2-6	0.333	0-0	---	0-0	---	0	5	5	0	1-0	0	1	1	4	4.0
Smith	11-0	100	18-28	0.643	0-0	---	2-5	0.400	11	16	27	0	17-1	1	5	2	38	3.5
Covington	7-0	34	6-14	0.429	4-11	0.364	0-0	---	2	3	5	0	3-0	2	1	0	16	2.3
Brewer	29-3	158	3-15	0.200	1-8	0.125	0-2	0.000	2	12	14	10	4-0	6	2	1	7	0.3
Pittman (TOT)	2-0	3	0-1	0.000	0-0	---	0-2	0	3	0	3	0	0-0	0	0	0	0	0.0
ROCKETS	82	19830	3118-6603	0.472	779-2179	0.358	1814-2549	0.712	920	2797	3717	1755	1676-12	621	1323	461	8829	107.7
OPPONENTS	82	19830	3197-7218	0.443	666-1889	0.353	1395-1844	0.757	977	2439	3416	1821	1993-16	704	1149	460	8455	103.1

Date	Opponent	Score	Record	Date	18 MILWAUKEE	W114-104	27-15
Oct 30	CHARLOTTE	W 96-83	1-0	Jan 20	PORTLAND	W126-113	28-15
Nov 1	DALLAS	W113-105	2-0	22	SACRAMENTO	W119-98	29-15
2	at Utah	W104-93	3-0	24	MEMPHIS	L 87-88	29-16
4	at L.A. Clipper	L118-137	3-1	25	at Memphis	L 81-99	29-17
5	at Portland	W116-101	4-1	28	SAN ANTONIO	W 97-90	30-17
7	L.A. LAKERS	L 98-99	4-2	29	at Dallas	W117-115	31-17
9	L.A. CLIPPERS	L 94-107	4-3	1	CLEVELAND	W106-92	32-17
11	TORONTO	W110-104(2OT)	5-3	5	PHOENIX	W122-108	33-17
13	at Philadelphia	L117-123(OT)	5-4	8	at Milwaukee	W101-95	34-17
14	New York	W109-106	6-4	10	at Minnesota	W107-89	35-17
16	DENVER	W122-111	7-4	12	WASHINGTON	W113-112	36-17
19	BOSTON	W109-85	8-4	19	at L.A. Lakers	W134-108	37-17
20	at Dallas	L120-123	8-5	20	at Golden State	L 99-102(OT)	37-18
23	MINNESOTA	W112-101	9-5	23	at Phoenix	W115-112	38-18
25	at Memphis	W 93-86	10-5	25	at Sacramento	W129-103	39-18
27	ATLANTA	W113-84	11-5	26	at L.A. Clippers	L 93-101	39-19
29	BROOKLYN	W114-95	12-5	Mar 1	DETROIT	W118-110	40-19
30	at San Antonio	W112-106	13-5	4	MIAMI	W106-103	41-19
Dec 2	at Utah	L103-109	13-6	5	at Orlando	W101-89	42-19
4	PHOENIX	L 88-97	13-7	7	INDIANA	W112-86	43-19
6	GOLDEN STATE	W105-83	14-7	9	PORTLAND	W118-113(OT)	44-19
8	ORLANDO	W 98-88	15-7	11	at Oklahoma City	L 98-106	44-20
12	at Portland	L104-111	15-8	13	at Chicago	L 87-111	44-21
13	at Golden State	W116-112	16-8	16	at Miami	L104-113	44-22
15	at Sacramento	L 91-106	16-9	17	UTAH	W124-86	45-22
18	CHICAGO	W109-94	17-9	20	MINNESOTA	W129-106	46-22
20	at Indiana	L 81-114	17-10	22	at Cleveland	W118-111	47-22
21	at Detroit	W114-97	18-10	24	at Charlotte	W100-89	48-22
23	DALLAS	L104-111	18-11	27	PHILADELPHIA	W120-98	49-22
25	at San Antonio	W111-98	19-11	29	L.A. CLIPPERS	L107-118	49-23
26	MEMPHIS	W100-92	20-11	1	at Brooklyn	L 96-105	49-24
28	NEW ORLEANS	W107-98	21-11	2	at Toronto	L103-107	49-25
29	at Oklahoma City	L 86-117	21-12	4	OKLAHOMA CITY	W111-107	50-25
31	SACRAMENTO	L106-110	21-13	6	DENVER	W130-125(OT)	51-25
Jan 3	NEW YORK	W102-100	24-13	8	at L.A. Lakers	W145-130	52-25
8	L.A. LAKERS	W113-99	23-13	9	at Denver	L116-123	52-26
10	at Atlanta	L 80-83	23-14	11	at Minnesota	L110-112	52-27
11	at Washington	W114-107	24-14	12	NEW ORLEANS	W111-104	53-27
13	at Boston	W104-92	25-14	14	SAN ANTONIO	W104-98	54-27
15	at New Orleans	W103-100	26-14	16	at New Orleans	L100-105	54-28
16	OKLAHOMA CITY	L 92-104	26-15				

History

2014-15 Houston Rockets

(56-26, 1st Southwest)

Final Statistics

PLAYER	G-GS	MIN	FIELD GOALS		3-POINT FG		FT-FTA	PCT	REBOUNDS				PF-DQ	STL	TO	BLK	PTS	AVG
			FG-FGA	PCT	FG-FGA	PCT			OFF	DEF	TOT	AST						
Harden	81-81	2981	647-1470	.440	208-555	.375	715-824	.868	75	384	459	565	208-2	154	321	60	2217	27.4
Howard	41-41	1223	251-423	.593	1-2	.500	143-271	.528	110	321	431	50	137-1	28	115	53	646	15.8
Ariza	82-82	2930	366-910	.402	194-555	.350	122-143	.853	77	382	459	209	186-0	152	141	17	1048	12.8
Smith (TOT)	83-35	2301	414-987	.419	72-228	.316	127-255	.498	152	378	530	277	228-2	87	206	116	1027	12.4
Smith (HOU)	55-7	1404	261-596	.438	63-191	.330	75-144	.521	100	228	328	145	146-1	50	134	68	660	12.0
Motiejunas	71-62	2037	353-700	.504	49-133	.368	100-166	.602	137	284	421	130	203-1	56	123	34	855	12.0
Jones	33-24	889	158-299	.528	13-37	.351	57-94	.606	78	142	220	36	78-0	18	37	59	386	11.7
Brewer (TOT)	80-17	2087	343-805	.426	63-235	.268	168-226	.743	80	217	297	173	173-1	114	131	19	917	11.5
Brewer (HOU)	56-1	1407	249-580	.429	55-194	.284	113-148	.764	48	155	203	95	111-1	60	81	15	666	11.9
Beverley	56-55	1727	204-532	.383	115-323	.356	45-60	.750	67	170	237	192	182-3	59	83	23	568	10.1
McDaniels (TOT)	62-15	1352	172-434	.396	43-150	.287	100-133	.752	65	135	200	72	126-0	44	105	70	487	7.9
McDaniels (HOU)	10-0	33	5-15	.333	0-3	.000	1-2	.500	1	4	5	2	5-0	0	1	2	11	1.1
Terry	77-18	1641	188-446	.422	126-323	.390	39-48	.813	15	106	121	147	116-0	66	74	19	541	7.0
Canaan	25-9	369	53-131	.405	32-84	.381	16-21	.762	11	22	33	29	28-0	14	23	0	154	6.2
Papanikolaou	43-1	795	69-197	.350	31-106	.292	13-18	.722	39	79	118	85	71-0	29	55	13	182	4.2
Black	25-12	393	45-83	.542	0-1	.000	15-29	.517	58	69	127	8	56-0	6	19	2	105	4.2
Prigioni (TOT)	67-3	1197	91-228	.399	57-166	.343	35-41	.854	30	89	119	171	88-0	79	62	1	273	4.1
Prigioni (HOU)	24-0	402	23-67	.343	14-51	.275	13-15	.867	12	27	39	67	35-0	27	15	0	73	3.0
Shved	9-0	59	8-24	.333	4-12	.333	9-11	.818	1	3	4	3	2-0	1	5	0	29	3.2
Garcia	14-0	200	17-63	.270	10-45	.222	1-4	.250	3	14	17	15	20-0	9	10	5	45	3.2
Daniels	17-0	108	15-47	.319	13-43	.302	3-4	.750	0	6	6	4	14-0	0	5	0	46	2.7
Dorsey	69-17	854	80-145	.552	0-1	.000	24-83	.289	103	176	279	25	157-1	40	41	25	184	2.7
Capela	12-0	90	14-29	.483	0-0	---	4-23	.174	10	26	36	2	14-0	1	5	9	32	2.7
Johnson	28-0	262	26-75	.347	5-21	.238	17-25	.680	13	26	39	11	34-0	7	19	3	74	2.6
ROCKETS	82 -	19805	3032-6832	.444	933-2680	.348	1525-2133	.715	958	2624	3582	1820	1803-10	777	1366	407	8522	103.9
OPPONENTS	82 -	19805	3092-6983	.443	605-1881	.322	1451-1932	.751	973	2621	3594	1752	1730-10	726	1342	437	8240	100.5

Date	Opponent	Score	Record	Date	Opponent	Score	Record
Oct. 28	at L.A. Lakers	W108-90	1-0	19	INDIANA	W110-98	29-13
29	at Utah	W104-93	2-0	21	at Golden State	L113-126	29-14
Nov. 1	BOSTON	W104-90	3-0	23	at Phoenix	W113-111	30-14
3	at Philadelphia	W104-93	4-0	25	at L.A. Lakers	W99-87	31-14
4	at Miami	W108-91	5-0	28	DALLAS	W99-94	32-14
6	SAN ANTONIO	W98-81	6-0	30	at Boston	W93-87	33-14
8	GOLDEN STATE	L 87-98	6-1	31	at Detroit	L101-114	33-15
12	at Minnesota	W113-101	7-1	Feb. 4	CHICAGO	W101-90	34-15
14	PHILADELPHIA	W88-87	8-1	6	MILWAUKEE	W117-111	35-15
16	at Oklahoma City	W69-65	9-1	8	PORTLAND	L98-109	35-16
17	at Memphis	L 93-119	9-2	10	at Phoenix	W127-118	36-16
19	L.A. LAKERS	L 92-98	9-3	11	at L.A. Clippers	L95-110	36-17
22	DALLAS	W95-92	10-3	20	at Dallas	L100-111	36-18
24	NEW YORK	W91-86	11-3	21	TORONTO	W98-76	37-18
26	SACRAMENTO	W102-89	12-3	23	MINNESOTA	W113-102	38-18
28	L.A. CLIPPERS	L85-102	12-4	25	L.A. CLIPPERS	W110-105	39-18
29	at Milwaukee	W117-103	13-4	27	BROOKLYN	W102-98	40-18
Dec. 3	MEMPHIS	W105-96	14-4	Mar. 1	CLEVELAND	W105-103 OT	41-18
5	at Minnesota	W114-112 OT	15-4	3	at Atlanta	L96-104	41-19
6	PHOENIX	W100-95	16-4	4	MEMPHIS	L100-102	41-20
10	at Golden State	L93-105	16-5	6	DETROIT	W103-93	42-20
11	at Sacramento	W113-109 OT	17-5	7	at Denver	W114-100	43-20
13	DENVER	W108-96	18-5	11	at Portland	L100-105	43-21
17	at Denver	W115-111 OT	19-5	12	at Utah	L91-109	43-22
18	NEW ORLEANS	L90-99	19-6	15	at L.A. Clippers	W100-98	44-22
20	ATLANTA	L97-104	19-7	17	ORLANDO	W107-94	45-22
22	PORTLAND	W110-95	20-7	19	DENVER	W118-108	46-22
26	at Memphis	W117-111 OT	21-7	21	PHOENIX	L102-117	46-23
28	at San Antonio	L106-110	21-8	23	at Indiana	W110-100	47-23
29	WASHINGTON	L103-104	21-9	25	at New Orleans	W95-93	48-23
31	CHARLOTTE	W102-83	22-9	27	MINNESOTA	W120-110	49-23
Jan. 2	at New Orleans	L83-111	22-10	29	at Washington	W99-91	50-23
3	MIAMI	W115-79	23-10	30	at Toronto	L96-99	50-24
5	at Chicago	L105-114	23-11	Apr. 1	SACRAMENTO	W115-111	51-24
7	at Cleveland	W105-93	24-11	2	at Dallas	W108-101	52-24
8	at New York	W120-96	25-11	5	at Oklahoma City	W115-112	53-24
10	UTAH	W97-82	26-11	8	at San Antonio	L98-110	53-25
12	at Brooklyn	W113-99	27-11	10	SAN ANTONIO	L103-104	53-26
14	at Orlando	L113-120	27-12	12	NEW ORLEANS	W121-114	54-26
15	OKLAHOMA CITY	W112-101	28-12	13	at Charlotte	W100-90	55-26
17	GOLDEN STATE	L106-131	28-13	15	UTAH	W117-91	56-26

2015-16 Houston Rockets

(41-41, 4th Southwest)

Final Statistics

PLAYER	FIELD GOALS				3-POINT FG				REBOUNDS										
	G-GS	MIN	FG-FGA	PCT	FG-FGA	PCT	FT-FTA	PCT	OFF	DEF	TOT	AST	PF-DQ	STL	TO	BLK	PTS	AVG	
Harden	82-82	3125	710-1617	.439	236-657	.359	720-837	.860	63	438	501	612	229-1	139	374	51	2376	29.0	
Howard	71-71	2280	372-600	.620	0-6	.000	232-474	.489	238	597	835	98	219-5	69	166	113	976	13.7	
Beasley	20-0	363	107-205	.522	3-9	.333	38-49	.776	29	69	98	16	39-0	11	24	9	255	12.8	
Ariza	81-81	2859	357-859	.416	185-499	.371	126-161	.783	67	299	366	188	177-0	160	113	26	1025	12.7	
Thornton	47-6	885	174-435	.400	73-216	.338	51-58	.879	31	84	115	66	73-0	34	40	3	472	10.0	
Beverley	71-63	2041	258-594	.434	124-310	.400	60-88	.682	73	177	250	239	234-1	94	91	26	700	9.9	
Jones	50-11	1044	166-367	.452	25-79	.316	77-116	.664	62	149	211	41	86-0	23	49	39	434	8.7	
Brewer	82-12	1669	212-552	.384	61-224	.272	105-140	.750	42	157	199	109	168-1	84	78	19	590	7.2	
Capela	77-35	1471	231-397	.582	0-1	.000	80-211	.379	194	300	494	47	190-3	59	60	92	542	7.0	
Motiejunas	37-22	547	90-205	.439	16-57	.281	34-53	.642	37	72	109	41	69-0	17	44	5	230	6.1	
Smith (TOT)	55-7	880	127-349	.364	41-143	.287	37-67	.552	51	141	192	90	118-1	34	77	47	332	6.0	
Smith (HOU)	23-6	421	58-169	.343	23-85	.271	12-25	.480	18	49	67	48	56-1	16	36	13	151	6.6	
Terry	72-7	1258	151-376	.402	93-261	.356	27-33	.818	14	65	79	103	91-0	47	49	9	422	5.9	
Lawson	53-12	1176	111-287	.387	31-94	.330	56-80	.700	20	69	89	180	71-0	43	82	6	309	5.8	
Harrell	39-1	379	58-90	.644	0-1	.000	24-46	.522	25	40	65	17	48-0	11	17	11	140	3.6	
Goudelock	8-0	50	9-20	.450	1-9	.111	3-4	.750	1	1	2	4	4-0	6	7	2	22	2.8	
McDaniels	37-1	235	29-72	.403	7-25	.280	24-30	.800	16	26	42	10	30-0	7	17	6	89	2.4	
Hayes	2-0	24	1-2	.500	0-0	---	2-2	1.000	0	8	8	2	6-0	0	3	0	4	2.0	
Dekker	3-0	6	0-0	---	0-0	---	0-0	---	0	1	1	0	0-0	1	0	0	0	0.0	
ROCKETS	82	19830	3094-6847	.452	878-2533	.347	1671-2407	.694	930	2601	3531	1821	1790-12	821	1307	430	8737	106.5	
OPPONENTS	82	19830	3200-6977	.459	796-2206	.361	1525-2018	.756	970	2690	3660	2015	1647-11	734	1361	404	8721	106.4	

Date	Opponent	Score	Record	Date	Opponent	Score	Record
Oct. 28	DENVER	L 85-105	0-1	17	at L.A. Lakers	W 112-95	22-20
30	GOLDEN STATE	L 92-112	0-2	18	at L.A. Clippers	L 132-140(OT)	22-21
Nov. 1	at Miami	L 89-109	0-3	20	DETROIT	L 114-123	22-22
2	OKLAHOMA CITY	W 110-105	1-3	22	MILWAUKEE	W 102-98	23-22
4	ORLANDO	W 119-114(OT)	2-3	24	DALLAS	W 115-104	24-22
6	at Sacramento	W 116-110	3-3	25	at New Orleans	W 112-111	25-22
7	at L.A. Clippers	W 109-105	4-3	27	at San Antonio	L 99-130	25-23
11	BROOKLYN	L 98-106	4-4	29	at Oklahoma Cit	L 108-116	25-24
13	at Denver	L 98-107	4-5	30	WASHINGTON	L 122-123	25-25
14	DALLAS	L 98-110	4-6	Feb. 2	MIAMI	W 115-102	26-25
16	BOSTON	L 95-111	4-7	4	at Phoenix	W 111-105	27-25
18	PORTLAND	W 108-103(OT)	5-7	6	PORTLAND	L 79-96	27-26
20	at Memphis	L 84-96	5-8	9	at Golden State	L 110-123	27-27
21	NEW YORK	L 102-107	5-9	10	at Portland	L 103-116	27-28
25	MEMPHIS	L 93-102	5-10	19	at Phoenix	W 116-100	28-28
27	PHILADELPHIA	W 116-114	6-10	23	at Utah	L 114-117(OT)	28-29
29	at New York	W 116-111(OT)	7-10	25	at Portland	W 119-105	29-29
30	at Detroit	L 105-116	7-11	27	SAN ANTONIO	L 94-104	29-30
Dec. 2	NEW ORLEANS	W 108-101	8-11	29	at Milwaukee	L 121-128	29-31
4	at Dallas	W 100-96	9-11	Mar. 2	NEW ORLEANS	W 100-95	30-31
5	SACRAMENTO	W 120-113	10-11	5	at Chicago	L 100-108	30-32
8	at Brooklyn	L 105-110	10-12	6	at Toronto	W 113-107	31-32
9	at Washington	W 109-103	11-12	9	at Philadelphia	W 118-104	32-32
12	L.A. LAKERS	W 126-97	12-12	11	at Boston	W 102-98	33-32
14	at Denver	L 108-114	12-13	12	at Charlotte	L 109-125	33-33
15	at Sacramento	L 97-107	12-14	14	MEMPHIS	W 130-81	34-33
17	at L.A. Lakers	W 107-87	13-14	16	L.A. CLIPPERS	L 106-122	34-34
19	L.A. CLIPPERS	W 107-97	14-14	18	MINNESOTA	W 116-111	35-34
21	CHARLOTTE	W 102-95	15-14	19	at Atlanta	L 97-109	35-35
23	at Orlando	L 101-104	15-15	22	at Oklahoma City	L 107-111	35-36
25	SAN ANTONIO	W 88-84	16-15	23	UTAH	L 87-89	35-37
26	at New Orleans	L 108-110	16-16	25	TORONTO	W 112-109	36-37
29	ATLANTA	L 115-121	16-17	27	at Indiana	L 101-104	36-38
31	GOLDEN STATE	L 110-114	16-18	29	at Cleveland	W 106-100	37-38
Jan. 2	at San Antonio	L 103-121	16-19	31	CHICAGO	L 100-103	37-39
4	at Utah	W 93-91	17-19	Apr. 3	OKLAHOMA CITY	W 118-110	38-39
7	UTAH	W 103-94	18-19	6	at Dallas	L 86-88	38-40
10	INDIANA	W 107-103(OT)	19-19	7	PHOENIX	L 115-124	38-41
12	at Memphis	W 107-91	20-19	10	L.A. LAKERS	W 130-110	39-41
13	MINNESOTA	W 107-104	21-19	11	at Minnesota	W 129-105	40-41
15	CLEVELAND	L 77-91	21-20	13	SACRAMENTO	W 116-81	41-41

History

2017-18 Houston Rockets

(65-17, 1st Southwest)

Final Statistics

PLAYER	FIELD GOALS				3-POINT FG				Rebounds				REBOUNDS				PF-DQ	STL	TO	BLK	PTS	AVG
	G-GS	MIN	FG-FGA	PCT	FG-FGA	PCT	FT-FTA	PCT	OFF	DEF	TOT	AST	PF-DQ	STL	TO	BLK						
Harden	72-72	2551	651-1449	.449	265-722	.367	624-727	.858	41	348	389	630	169-1	126	315	50	2191	30.4				
Paul	58-58	1847	367-798	.460	144-379	.380	203-221	.919	37	276	313	457	141-1	96	128	14	1081	18.6				
Gordon	69-30	2154	415-970	.428	218-608	.359	195-241	.809	25	145	170	154	116-0	44	130	27	1243	18.0				
Capela	74-74	2034	441-676	.652	0-1	.000	144-257	.560	241	561	802	68	185-1	58	103	137	1026	13.9				
Green	41-2	929	168-413	.407	110-298	.369	51-60	.850	15	118	133	25	87-0	24	31	15	497	12.1				
Aniza	67-67	2269	268-651	.412	170-462	.368	76-89	.854	33	261	294	105	132-0	98	52	13	782	11.7				
Anderson	66-50	1725	207-480	.431	131-339	.386	72-93	.774	94	237	331	60	126-0	24	42	21	617	9.3				
A. Jackson	1-0	35	3-9	.333	1-4	.250	1-2	.500	2	1	3	1	4-0	0	1	0	8	8.0				
Mbah a Moute	61-15	1564	166-345	.481	63-173	.364	65-95	.684	22	164	186	55	100-0	72	68	25	460	7.5				
Johnson (TOT)	55-4	1205	146-360	.406	40-145	.276	40-45	.889	14	158	172	83	67-0	18	49	7	372	6.8				
Johnson (HOU)	23-1	505	51-134	.381	17-61	.279	20-21	.952	2	63	65	38	35-0	6	18	1	139	6.0				
Nene	52-4	758	136-239	.569	0-2	.000	68-107	.636	54	122	176	45	123-0	28	38	14	340	6.5				
Tucker	82-34	2281	172-441	.390	115-310	.371	43-60	.717	93	364	457	77	205-4	78	74	26	502	6.1				
Wright (TOT)	28-1	381	59-102	.578	0-0	---	21-33	.636	33	62	95	13	32-0	13	8	26	139	5.0				
Wright (HOU)	1-0	15	2-3	.667	0-0	---	0-0	---	1	1	2	0	3-0	0	1	4	4.0					
Onuaku	1-0	22	2-5	.400	0-0	---	0-0	---	1	3	4	1	4-0	0	3	0	4.0					
Hunter	5-1	45	7-20	.350	3-14	.214	2-2	1.000	0	5	5	3	7-0	3	2	0	19	3.8				
Black	51-2	537	75-127	.591	1-11	.091	29-63	.460	63	100	163	13	107-0	21	35	30	180	3.5				
B. Brown	20-0	115	19-58	.328	11-40	.275	1-2	.500	0	7	7	11	6-0	4	9	0	50	2.5				
Weber	13-0	118	9-22	.409	4-9	.444	4-4	1.000	3	15	18	13	18-0	10	7	3	26	2.0				
Quarterman	3-0	13	1-3	.333	0-2	.000	2-2	1.000	0	3	3	1	1-0	0	2	0	4	1.3				
M. Brown	4-0	31	2-7	.286	1-5	.200	0-0	---	1	4	5	2	6-0	0	2	0	5	1.3				
Williams	4-0	17	2-9	.222	0-5	.000	1-3	.333	1	3	4	1	2-0	1	1	0	5	1.3				

Date	Opponent	Score	Record	Date	Opponent	Score	Record
Oct. 17	at Golden State	W122-121	1-0	15	at L.A. Clippers	L102-113	30-12
18	at Sacramento	W105-100	2-0	18	MINNESOTA	W116-98	31-12
21	DALLAS	W107-91	3-0	20	GOLDEN STATE	W116-108	32-12
23	MEMPHIS	L90-98	3-1	22	MIAMI	W99-90	33-12
25	at Philadelphia	W105-104	4-1	24	at Dallas	W104-97	34-12
27	at Charlotte	W109-93	5-1	26	at New Orleans	L113-115	34-13
28	at Memphis	L89-103	5-2	28	PHOENIX	W113-102	35-13
30	PHILADELPHIA	L107-115	5-3	30	ORLANDO	W114-107	36-13
Nov. 1	at New York	W119-97	6-3	Feb. 1	at San Antonio	W102-91	37-13
3	at Atlanta	W119-104	7-3	3	at Cleveland	W120-88	38-13
5	UTAH	W137-110	8-3	6	at Brooklyn	W123-113	39-13
9	CLEVELAND	W117-113	9-3	7	at Miami	W109-101	40-13
11	MEMPHIS	W111-96	10-3	9	DENVER	W130-104	41-13
12	at Indiana	W118-95	11-3	11	DALLAS	W104-97	42-13
14	TORONTO	L113-129	11-4	13	at Minnesota	W126-108	43-13
16	at Phoenix	W142-116	12-4	14	SACRAMENTO	W100-91	44-13
18	at Memphis	W105-83	13-4	23	MINNESOTA	W120-102	45-13
22	DENVER	W125-95	14-4	25	at Denver	W119-114	46-13
25	NEW YORK	W117-102	15-4	26	at Utah	W96-85	47-13
27	BROOKLYN	W117-103	16-4	28	at L.A. Clippers	W105-92	48-13
29	INDIANA	W118-97	17-4	Mar. 3	BOSTON	W123-120	49-13
Dec. 3	at L.A. Lakers	W118-95	18-4	6	at Oklahoma City	W122-112	50-13
7	at Utah	W112-101	19-4	7	at Milwaukee	W110-99	51-13
9	at Portland	W124-117	20-4	9	at Toronto	L105-108	51-14
11	NEW ORLEANS	W130-123	21-4	11	at Dallas	W105-82	52-14
13	CHARLOTTE	W108-96	22-4	12	SAN ANTONIO	W109-93	53-14
15	SAN ANTONIO	W124-109	23-4	15	L.A. CLIPPERS	W101-96	54-14
16	MILWAUKEE	W115-111	24-4	17	at New Orleans	W107-101	55-14
18	UTAH	W120-99	25-4	18	at Minnesota	W129-120	56-14
20	L.A. LAKERS	L116-122	25-5	20	at Portland	W115-111	57-14
22	L.A. CLIPPERS	L118-128	25-6	22	DETROIT	W100-96(OT)	58-14
25	at Oklahoma City	L107-112	25-7	24	NEW ORLEANS	W114-91	59-14
28	at Boston	L98-99	25-8	25	ATLANTA	W118-99	60-14
29	at Washington	L103-121	25-9	27	CHICAGO	W118-86	61-14
31	L.A. LAKERS	W148-142(2OT)	26-9	30	PHOENIX	W104-103	62-14
Jan. 3	at Orlando	W116-98	27-9	Apr. 1	at San Antonio	L83-100	62-15
4	GOLDEN STATE	L114-124	27-10	3	WASHINGTON	W120-104	63-15
6	at Detroit	L101-108	27-11	5	PORTLAND	W96-94	64-15
8	at Chicago	W116-107	28-11	7	OKLAHOMA CITY	L102-108	64-16
10	PORTLAND	W121-112	29-11	10	at L.A. Lakers	W105-99	65-16
12	at Phoenix	W112-95	30-11	11	at Sacramento	L83-96	65-17

History

2018-19 Houston Rockets

(53-29, 1st Southwest)

Final Statistics

PLAYER	FIELD GOALS				3-POINT FG				Rebounds				REBOUNDS					
	G-GS	MIN	FG-FGA	PCT	FG-FGA	PCT	FT-FTA	PCT	OFF	DEF	TOT	AST	PF-DQ	STL	TO	BLK	PTS	AVG
Harden	78-78	2867	843-1909	.442	378-1028	.368	754-858	.879	66	452	518	586	244-2	158	387	58	2818	36.1
Capela	67-67	2249	474-732	.648	0-0	---	166-261	.636	298	550	848	96	168-14	44	94	102	1114	16.6
Gordon	68-63	2158	384-938	.409	216-600	.360	119-152	.783	17	131	148	129	143-14	41	90	27	1103	16.2
Paul	58-58	1857	302-720	.419	127-355	.358	175-203	.862	36	229	265	473	146-14	114	152	18	906	15.6
Anthony	10-2	294	49-121	.405	21-64	.328	15-22	.682	9	45	54	5	32-0	4	8	7	134	13.4
Fariel (TOT)	37-13	728	156-265	.589	8-25	.320	64-99	.646	97	153	250	20	82-1	17	33	23	384	10.4
Fariel (HOU)	25-13	610	131-223	.587	7-20	.350	54-83	.651	82	124	206	18	74-1	15	27	19	323	12.9
House	39-13	979	118-252	.468	74-178	.416	56-71	.789	25	115	140	40	80-0	21	35	11	366	9.4
Green	73-0	1473	231-578	.400	156-441	.354	57-68	.838	30	152	182	40	126-0	33	55	27	675	9.2
Rivers (TOT)	76-15	2028	232-572	.406	104-327	.318	50-95	.526	25	137	162	167	207-0	47	68	23	618	8.1
Rivers (HOU)	47-13	1345	156-378	.413	71-221	.321	25-49	.510	15	76	91	109	135-0	29	32	13	408	8.7
Shumpert (TOT)	62-41	1481	167-446	.374	95-273	.348	36-45	.800	27	156	183	112	127-1	59	50	24	465	7.5
Shumpert (HOU)	20-1	382	34-98	.347	21-71	.296	4	.500	8	46	54	21	35-0	12	12	4	91	4.6
Ennis	40-25	949	104-211	.493	44-120	.367	42-58	.724	37	80	117	27	111-0	38	23	16	294	7.4
Tucker	82-82	2802	207-523	.396	146-387	.377	41-59	.695	121	358	479	96	252-0	132	63	39	601	7.3
Carter-Williams	16-1	145	25-61	.410	7-19	.368	12-26	.462	3	10	13	21	27-0	9	10	6	69	4.3
Nene	42-2	546	60-116	.517	0-3	.000	31-47	.660	34	89	123	26	87-0	18	11	15	151	3.6
Knight	12-0	118	11-47	.234	5-32	.156	9-11	.818	1	8	9	9	14-0	2	5	0	36	3.0
Clark	5-2	641	50-151	.331	41-138	.297	7-7	1.000	24	92	116	18	47-0	20	7	26	148	2.9
Nunnally (TOT)	15-0	102	12-34	.353	8-25	.320	4-4	1.000	0	5	5	7	10-0	1	1	0	36	2.4
Nunnally (HOU)	2-0	38	3-13	.231	3-12	.250	0-0	---	0	1	1	2	6-0	0	0	0	9	4.5
Qi	1-0	1	1-1	1.000	0-0	---	0-0	---	0	0	0	0	0-0	0	0	0	2	2.0
Hartenstein	28-0	221	20-41	.488	2-6	.333	11-14	.786	21	26	47	15	56-0	7	13	12	53	1.9
Chriss	16-0	104	11-34	.324	1-15	.067	6-7	.857	7	21	28	6	17-0	2	12	4	29	1.8
Duval (TOT)	3-0	6	2-3	.667	1-1	1.000	0-0	---	0	1	1	2	0-0	0	0	0	5	1.7
Edwards	2-0	16	1-4	.250	1-4	.250	0-0	---	1	1	2	0	0-0	0	0	0	3	1.5
Jones	2-0	5	1-4	.250	0-2	.000	0-1	.000	0	4	4	0	1-0	1	0	1	2	1.0
Chiozza	7-0	33	2-8	.250	2-5	.400	0-0	---	1	3	4	4	2-0	1	1	1	6	0.9
ROCKETS	82	19830	3218-7163	.4491	323-3274	.356	1582-2001	.791	836	2613	3449	1741	1803-6	700	1094	405	9341	113.9
OPONENTS	82	19830	3313-7106	.466	831-2444	.340	1493-1944	.768	899	2825	3724	1929	1640-4	607	1232	369	8950	109.1

Date	Opponent	Score	Record	Date	Opponent	Score	Record		
Oct.	17 NEW ORLEANS	L 112-131	0-1	13	at Orlando	L 109-116	24-18		
20	at L.A. Lakers	W 124-115	1-1	14 MEMPHIS	W 112-94	25-18			
21	at L.A. Clippers	L 112-115	1-2	16 BROOKLYN	L 142-145(OT)	25-19			
24 UTAH	L 89-100	1-3	19 L.A. LAKERS	W 138-134(OT)	26-19				
26 L.A. CLIPPERS	L 113-133	1-4	21	at Philadelphia	L 93-121	26-20			
30 PORTLAND	L 85-104	1-5	23	at New York	W 114-110	27-20			
Nov.	2	at Brooklyn	W 119-111	2-5	25 TORONTO	W 121-119	28-20		
3	at Chicago	W 96-88	3-5	27 ORLANDO	W 103-98	29-20			
5	at Indiana	W 98-94	4-5	29 NEW ORLEANS	L 116-121	29-21			
8	at Oklahoma City	L 80-98	4-6	Feb.	1	at Denver	L 122-136	29-22	
10	at San Antonio	L 89-96	4-7	2	at Utah	W 125-98	30-22		
11 INDIANA	W 115-103	5-7	5-7	4	at Phoenix	W 118-110	31-22		
13	at Denver	W 109-99	6-7	6	at Sacramento	W 127-101	32-22		
15	GOLDEN STATE	W 107-86	7-7	9	OKLAHOMA CITY	L 112-117	32-23		
17 SACRAMENTO	W 132-112	8-7	8-7	11 DALLAS	W 120-104	33-23			
21 DETROIT	W 126-124	9-7	9-7	13	at Minnesota	L 111-121	33-24		
23	at Detroit	L 111-116(OT)	9-8	21	at L.A. Lakers	L 106-111	33-25		
24	at Cleveland	L 108-117	9-9	23	at Golden State	W 118-112	34-25		
26	at Washington	L 131-135(OT)	9-10	25 ATLANTA	W 119-111	35-25			
28 DALLAS	L 108-128	9-11	9-11	27	at Charlotte	W 118-113	36-25		
30	at San Antonio	W 136-105	10-11	28 MIAMI	W 121-118	37-25			
Dec.	1 CHICAGO	W 121-105	11-11	Mar.	3	at Boston	W 115-104	38-25	
3	at Minnesota	L 91-103	11-12	5	at Toronto	W 107-95	39-25		
6	at Utah	L 91-118	11-13	8 PHILADELPHIA	W 107-91	40-25			
8	at Dallas	L 104-107	11-14	10	at Dallas	W 94-93	41-25		
11	PORTLAND	W 111-104	12-14	11	CHARLOTTE	W 118-106	42-25		
13 L.A. LAKERS	W 126-111	13-14	13-14	13 GOLDEN STATE	L 104-106	42-26			
15	at Memphis	W 105-97	14-14	15 PHOENIX	W 108-102	43-26			
17 UTAH	W 102-97	15-14	15-14	17 MINNESOTA	W 117-102	44-26			
19 WASHINGTON	W 136-118	16-14	16-14	19	at Atlanta	W 121-105	45-26		
20	at Miami	L 99-101	16-15	20	at Memphis	L 125-126(OT)	45-27		
22 SAN ANTONIO	W 108-101	17-15	17-15	22 SAN ANTONIO	W 111-105	46-27			
25 OKLAHOMA CITY	W 113-109	18-15	18-15	24	at New Orleans	W 113-90	47-27		
27 BOSTON	W 127-113	19-15	19-15	26	at Milwaukee	L 94-108	47-28		
29	at New Orleans	W 108-104	20-15	28 DENVER	W 112-85	48-28			
31 MEMPHIS	W 113-101	21-15	21-15	30 SACRAMENTO	W 119-108	49-28			
Jan.	3	at Golden State	W 135-134(OT)	22-15	Apr.	2	at Sacramento	W 130-105	50-28
5	at Portland	L 101-110	22-16	3	at L.A. Clippers	W 135-103	51-28		
7	DENVER	W 125-113	23-16	5 NEW YORK	W 120-96	52-28			
9	MILWAUKEE	L 109-116	23-17	7 PHOENIX	W 149-113	53-28			
11 CLEVELAND	W 141-113	24-17	24-17	9	at Oklahoma City	L 111-112	53-29		

2019-20 Houston Rockets

(44-28, 1st Southwest)

Final Statistics

PLAYER	FIELD GOALS				3-POINT FG		REBOUNDS							PTS	AVG			
	G-GS	MIN	FG-FGA	PCT	FG-FGA	PCT	FT-FTA	PCT	OFF	DEF	TOT	AST	PF-DQ			STL	TO	BLK
Harden	68-68	2483	672-1514	.444	299-843	.355	692-800	.865	70	376	446	512	227-0	125	308	60	2335	34.3
Westbrook	57-57	2049	604-1281	.472	55-213	.258	290-380	.763	100	351	451	401	200-2	93	255	20	1553	27.2
Gordon	36-15	1016	171-463	.369	96-303	.317	82-107	.766	9	62	71	54	70-0	23	43	13	520	14.4
Capela	39-39	1279	244-388	.629	0-0	---	55-104	.529	168	369	537	48	102-0	33	63	72	543	13.9
Covington (TOT)	70-68	2137	305-723	.422	161-480	.335	99-124	.798	63	400	463	88	220-1	115	103	93	870	12.4
Covington (HOU)	22-21	726	89-227	.392	53-168	.315	24-30	.800	27	149	176	32	72-0	35	30	48	255	11.6
House	63-52	1913	230-639	.427	129-355	.363	73-90	.811	57	210	267	85	132-0	67	54	34	662	10.5
McLemore	71-23	1619	242-545	.444	181-452	.400	50-67	.746	21	136	157	58	155-3	45	50	16	715	10.1
J. Green (TOT)	48-4	960	159-344	.462	62-183	.339	73-91	.802	24	109	133	50	89-0	26	42	19	453	9.4
J. Green (HOU)	18-2	407	84-149	.564	26-79	.354	24-28	.857	10	42	52	30	43-0	14	15	9	220	12.2
Rivers	68-4	1594	211-501	.421	96-270	.356	78-111	.703	27	148	175	113	129-0	49	50	10	596	8.8
Tucker	72-72	2467	177-426	.415	107-299	.358	39-48	.813	112	364	476	115	229-0	77	72	36	500	6.9
Nwaba (TOT)	20-0	268	37-71	.521	12-28	.429	18-27	.667	8	37	45	8	32-0	11	8	12	104	5.2
Clemmons	33-0	291	57-142	.401	37-107	.346	10-11	.909	4	26	30	27	26-0	9	19	6	161	4.9
Hartenstein	23-2	266	44-67	.657	0-0	.000	19-28	.679	29	61	90	18	41-0	9	16	12	107	4.7
Clark	18-0	212	23-59	.390	18-51	.353	6-7	.857	11	29	40	12	21-0	2	2	7	70	3.9
Carroll (TOT)	24-0	290	25-66	.379	8-33	.242	29-42	.690	12	43	55	25	32-0	8	17	5	87	3.6
Carroll (HOU)	9-0	155	16-37	.432	5-20	.250	17-22	.773	5	19	24	14	12-0	6	7	3	54	6.0
Caboclo (TOT)	30-0	244	38-89	.427	6-33	.182	8-9	.889	23	37	60	12	31-0	15	13	17	90	3.0
Caboclo (HOU)	8-0	52	10-20	.500	2-8	.250	6-6	1.000	6	10	16	2	8-0	5	6	5	28	3.5
Anderson	2-0	14	2-7	.286	1-5	.200	0-0	---	0	7	7	2	1-0	1	1	0	5	2.5
Sefolosha	41-0	436	37-91	.407	15-54	.278	3-8	.375	21	72	93	25	43-0	24	15	12	92	2.2
Frazier	13-0	145	7-29	.241	4-23	.174	9-14	.643	1	9	10	2	22-0	2	5	0	27	2.1
Mbah a Moute	3-0	25	2-5	.400	0-2	.000	1-2	.500	1	1	2	0	0-0	2	1	0	5	1.7
Chandler	26-5	219	14-18	.778	0-0	---	6-13	.462	25	41	66	6	32-0	6	8	8	34	1.3
Howard	2-0	13	0-4	.000	0-4	.000	0-0	---	0	2	2	1	1-0	0	1	0	0	0.0
ROCKETS	72	17380	2936-6512	.451	1126-3261	.345	1484-1876	.791	704	2484	3188	1557	1566-5	627	1057	371	8482	117.8
OPPONENTS	72	17380	3045-6589	.462	880-2522	.349	1299-1706	.761	803	2645	3448	1819	1515-15	578	1163	354	8269	114.8

Date	Opponent	Score	Record	Date	Opponent	Score	Record
Oct. 24	MILWAUKEE	L111-117	0-1	9	at Oklahoma Cit	L92-113	25-12
26	NEW ORLEANS	W126-123	1-1	11	MINNESOTA	W139-109	26-12
28	OKLAHOMA CITY	W116-112	2-1	14	at Memphis	L110-121	26-13
30	at Washington	W159-158	3-1	15	PORTLAND	L107-117	26-14
Nov. 1	at Brooklyn	L116-123	3-2	18	L.A. LAKERS	L115-124	26-15
3	at Miami	L100-129	3-3	20	OKLAHOMA CITY	L107-112	26-16
4	at Memphis	W107-100	4-3	22	DENVER	W121-105	27-16
6	GOLDEN STATE	W129-112	5-3	24	at Minnesota	W131-124	28-16
9	at Chicago	W117-94	6-3	26	at Denver	L110-117	28-17
11	at New Orleans	W122-116	7-3	27	at Utah	W126-117	29-17
13	L.A. CLIPPERS	W102-93	8-3	29	at Portland	L112-125	29-18
15	INDIANA	W111-102	9-3	31	DALLAS	W128-121	30-18
16	at Minnesota	W125-105	10-3	Feb. 3	NEW ORLEANS	W117-109	31-18
18	PORTLAND	W132-108	11-3	4	CHARLOTTE	W125-110	32-18
20	at Denver	L95-105	11-4	6	at L.A. Lakers	W121-111	33-18
22	at L.A. Clippers	L119-122	11-5	7	at Phoenix	L91-127	33-19
24	DALLAS	L123-137	11-6	9	UTAH	L113-114	33-20
27	MIAMI	W117-108	12-6	11	BOSTON	W116-105	34-20
30	ATLANTA	W158-111	13-6	20	at Golden State	W135-105	35-20
Dec. 3	at San Antonio	L133-135(OT)	13-7	22	at Utah	W120-110	36-20
5	at Toronto	W119-109	14-7	24	NEW YORK	W123-112	37-20
7	PHOENIX	W115-109	15-7	26	MEMPHIS	W140-112	38-20
9	SACRAMENTO	L118-119	15-8	29	at Boston	W111-110(OT)	39-20
11	at Cleveland	W116-110	16-8	Mar. 2	at New York	L123-125	39-21
13	at Orlando	W130-107	17-8	5	L.A. CLIPPERS	L105-120	39-22
14	DETROIT	L107-115	17-9	7	at Charlotte	L99-108	39-23
16	SAN ANTONIO	W109-107	18-9	8	ORLANDO	L106-126	39-24
19	at L.A. Clippers	W122-117	19-9	10	MINNESOTA	W117-111	40-24
21	at Phoenix	W139-125	20-9	July 31	at Dallas	W153-149(OT)	41-24
23	at Sacramento	W113-104	21-9	Aug. 2	MILWAUKEE	W120-116	42-24
25	at Golden State	L104-116	21-10	4	at Portland	L102-110	42-25
28	BROOKLYN	W108-98	22-10	6	L.A. LAKERS	W113-97	43-25
29	at New Orleans	L112-127	22-11	9	at Sacramento	W129-112	44-25
31	DENVER	W130-104	23-11	11	at San Antonio	L105-123	44-26
Jan. 3	PHILADELPHIA	W118-108	24-11	12	INDIANA	L104-108	44-27
8	at Atlanta	W122-115	25-11	14	PHILADELPHIA	L96-134	44-28

2020-21 Houston Rockets

(17-55, 5th Southwest) Final Statistics

PLAYER	G-GS	MIN	FIELD GOALS		3-POINT FG		FT-FTA	PCT	Rebounds				PF-DQ	STL	TO	BLK	PTS	AVG
			FG-FGA	PCT	FG-FGA	PCT			OFF	DEF	TOT	AST						
Harden	8-8	290	60-135	.444	25-72	.347	53-60	.883	5	36	41	83	14.0	7	34	6	198	24.8
Oladipo	20-20	669	155-381	.407	49-153	.320	65-83	.783	8	87	95	99	45-0	24	51	10	424	21.2
Wood	41-41	1326	329-640	.514	77-206	.374	125-198	.631	76	319	395	71	88-0	34	80	48	860	21.0
Wall	40-40	1288	293-726	.404	79-249	.317	158-211	.749	17	112	129	275	46-0	42	141	31	823	20.6
Gordon	27-13	789	159-367	.433	69-210	.329	94-114	.825	8	50	58	71	44-0	14	51	13	481	17.8
Porter (HOU)	26-23	835	156-367	.425	50-161	.311	69-94	.734	20	79	99	164	61-1	19	91	8	431	16.6
K. Thomas	5-2	153	32-66	.485	9-27	.333	9-9	1.000	7	11	18	25	8-0	9	6	6	82	16.4
Olynyk (HOU)	27-24	840	175-321	.545	49-125	.392	114-135	.844	43	185	228	112	84-0	39	71	16	513	19.0
Tate	70-58	2043	316-625	.506	60-195	.308	102-147	.694	132	242	374	178	222-2	85	98	36	794	11.3
Brooks	20-5	520	78-192	.406	60-157	.382	7-12	.583	10	58	68	30	34-0	12	22	5	223	11.2
Oliver	4-0	87	19-33	.576	4-13	.308	1-4	.250	5	16	21	5	11-0	2	3	4	43	10.8
Cousins	25-11	506	79-210	.376	39-116	.336	44-59	.746	30	161	191	60	74-0	21	39	18	241	9.6
Martin	45-8	1068	162-318	.509	35-96	.365	60-84	.714	73	169	242	48	89-2	30	38	41	419	9.3
Nwaba	30-9	679	106-218	.486	17-63	.270	47-68	.691	40	78	118	31	60-0	30	17	21	276	9.2
House	36-23	932	110-272	.404	54-156	.346	41-63	.651	18	114	132	69	67-0	20	36	16	315	8.8
Brown	51-14	1229	150-335	.448	91-215	.423	25-31	.806	38	186	224	72	97-1	38	41	12	416	9.3
Augustin (HOU)	20-6	416	64-151	.424	34-88	.386	49-54	.907	9	35	44	78	23-0	8	31	0	211	10.6
McLemore	32-4	537	80-224	.357	55-166	.331	23-32	.719	11	55	66	28	51-0	20	28	3	238	7.4
Bradley (HOU)	17-5	391	33-105	.314	17-63	.270	5-6	.833	6	33	39	32	29-1	14	19	2	88	5.2
Jones	26-1	307	47-114	.412	23-64	.359	35-57	.614	4	47	51	39	22-0	6	28	1	152	5.8
Lamb	24-3	415	46-118	.390	23-71	.324	18-21	.857	27	43	70	23	34-0	6	19	5	133	5.5
Patton	13-6	247	29-70	.414	9-34	.265	3-4	.750	14	35	49	14	34-1	12	4	14	70	5.4
Wilson (HOU)	23-1	328	52-125	.416	20-59	.339	16-23	.696	17	70	87	20	31-0	10	18	12	140	6.1
Jeffries	13-3	261	26-63	.413	11-39	.282	1-1	1.000	10	32	42	16	25-1	8	6	6	64	4.9
Tucker	32-32	959	48-131	.366	27-86	.314	18-23	.783	33	115	148	45	91-1	29	33	18	441	4.4
Reynolds (HOU)	2-0	34	5-16	.313	3-12	.250	0-0	--	2	3	5	2	2-0	0	0	0	13	6.5
Caboclo	6-0	36	8-17	.471	1-5	.000	1-2	.500	3	11	14	1	6-0	0	4	2	17	2.8
B. Thomas	4-0	24	2-7	.286	1-6	.167	5-7	.714	1	3	4	4	5-0	1	4	1	10	2.5
Spalding	2-0	19	2-4	.500	0-1	.000	0-2	.000	2	2	4	0	3-0	3	2	4	2.0	
Kurus	11-0	75	5-21	.238	2-15	.133	1-2	.500	2	9	11	4	7-0	6	9	4	13	1.2
ROCKETS	72	17305	2826-6372	.444	992-2923	.339	1189-1606	.740	671	2396	3067	1699	1407-10	546	1060	361	7833	108.8
OPPONENTS	72	17305	3075-6411	.480	966-2532	.382	1286-1642	.783	713	2713	3426	1855	1388-6	611	1055	378	8402	116.7

Date	Opponent	Score	Record	Date	Opponent	Score	Record
Dec. 26	at Portland	L126-128(OT)	0-1	14	BOSTON	L107-134	11-26
28	at Denver	L111-124	0-2	16	ATLANTA	L107-119	11-27
31	SACRAMENTO	W122-119	1-2	17	GOLDEN STATE	L94-108	11-28
Jan. 2	SACRAMENTO	W102-94	2-2	19	DETROIT	L100-113	11-29
4	DALLAS	L100-113	2-3	21	OKLAHOMA CITY	L112-114	11-30
6	at Indiana	L107-114	2-4	22	TORONTO	W117-99	12-30
8	ORLANDO	W132-90	3-4	24	CHARLOTTE	L97-122	12-31
10	L.A. LAKERS	L102-120	3-5	26	at Minnesota	L101-107	12-32
12	L.A. LAKERS	L100-117	3-6	27	at Minnesota	W129-107	13-32
14	at San Antonio	W109-105	4-6	29	MEMPHIS	L110-120	13-33
16	at San Antonio	L91-103	4-7	31	at Brooklyn	L108-120	13-34
18	at Chicago	L120-125	4-8	Apr. 1	at Boston	L102-118	13-35
20	PHOENIX	L103-109	4-9	4	NEW ORLEANS	L115-122	13-36
22	at Detroit	W103-102	5-9	5	PHOENIX	L130-133	13-37
23	at Dallas	W133-108	6-9	7	DALLAS	W102-93	14-37
26	WASHINGTON	W107-88	7-9	9	at L.A. Clippers	L109-126	14-38
28	PORTLAND	W104-101	8-9	10	at Golden State	L109-125	14-39
30	at New Orleans	W126-112	9-9	12	at Phoenix	L120-126	14-40
Feb. 1	at Oklahoma City	W136-106	10-9	14	INDIANA	L124-132	14-41
3	at Oklahoma City	L87-104	10-10	16	DENVER	L99-128	14-42
4	at Memphis	W115-103	11-10	18	at Orlando	W114-110	15-42
6	SAN ANTONIO	L106-111	11-11	19	at Miami	L91-113	15-43
8	at Charlotte	L94-119	11-12	21	UTAH	L89-112	15-44
9	at New Orleans	L101-130	11-13	23	L.A. CLIPPERS	L104-109	15-45
11	MIAMI	L94-101	11-14	24	at Denver	L116-129	15-46
13	at New York	L99-121	11-15	27	MINNESOTA	L107-114	15-47
15	at Washington	L119-131	11-16	29	MILWAUKEE	W143-136	16-47
17	at Philadelphia	L113-118	11-17	May 1	GOLDEN STATE	L87-113	16-48
22	CHICAGO	L100-120	11-18	2	NEW YORK	L97-122	16-49
24	at Cleveland	L96-112	11-19	5	PHILADELPHIA	L115-135	16-50
26	at Toronto	L111-122	11-20	7	at Milwaukee	L133-141	16-51
28	MEMPHIS	L84-133	11-21	8	at Utah	L116-124	16-52
Mar. 1	CLEVELAND	L90-101	11-22	10	at Portland	L129-140	16-53
3	BROOKLYN	L114-132	11-23	12	at L.A. Lakers	L122-124	16-54
11	at Sacramento	L105-125	11-24	14	L.A. CLIPPERS	W122-115	17-54
12	at Utah	L99-114	11-25	16	at Atlanta	L95-124	17-55

2021-22 Houston Rockets

(20-62, 5th Southwest)

Final Statistics

PLAYER	FIELD GOALS				3-POINT FG		FT-FTA		PCT		REBOUNDS			PF-DQ	STL	TO	BLK	PTS	AVG
	G-GS	MIN	FG-FGA	PCT	FG-FGA	PCT	FT-FTA	PCT	OFF	DEF	TOT	AST							
Wood	68-67	2094	440-878	.501	131-336	.390	207-332	.623	110	576	686	155	17-10	54	126	65	1218	17.9	
Green	67-67	2138	406-954	.426	157-458	.343	188-236	.797	33	193	226	176	10-3-0	44	135	18	1157	17.3	
Porter	61-61	1907	335-808	.415	155-413	.375	124-193	.642	43	224	267	376	156-3	69	192	22	949	15.6	
Schroder (TOT)	64-29	1837	312-724	.431	86-250	.344	157-184	.853	34	180	214	296	15-4-0	53	143	8	867	13.5	
Schroder (HOU)	15-4	404	55-140	.393	19-58	.328	34-39	.872	6	44	50	88	3-8-0	12	39	3	163	10.9	
Gordon	57-46	1670	268-564	.475	124-301	.412	105-135	.778	15	98	113	154	6-3-0	28	107	18	765	13.4	
Tate	76-77	2056	363-729	.498	63-202	.312	130-184	.707	135	285	420	222	286-3	72	139	41	919	11.8	
Mathews	65-33	1712	184-461	.399	139-386	.360	143-180	.794	32	158	190	64	168-0	57	41	24	650	10.0	
Sengun	72-13	1489	249-525	.474	29-117	.248	165-232	.711	138	255	393	185	214-2	59	145	68	692	9.6	
Martin	79-2	1656	279-523	.533	60-168	.357	78-123	.634	80	217	297	101	113-1	34	60	40	696	8.8	
Theis	26-21	584	84-179	.469	23-79	.291	27-40	.675	32	98	130	20	62-0	11	31	17	218	8.4	
Christopher	74-2	1334	224-500	.448	56-189	.296	83-113	.735	52	134	186	150	97-0	65	114	13	587	7.9	
Brooks	41-8	690	87-251	.347	64-213	.300	16-19	.842	12	69	81	49	60-0	21	23	8	254	6.2	
Augustin	34-2	510	55-136	.404	39-96	.406	33-38	.868	7	34	41	74	17-0	10	45	0	182	5.4	
Nwaba	46-4	609	85-176	.483	15-49	.306	48-67	.716	41	110	151	35	55-1	28	21	20	233	5.1	
House	16-1	233	25-74	.338	10-34	.294	17-19	.895	4	39	43	19	16-0	5	18	5	77	4.8	
Queen	10-0	74	15-33	.455	9-24	.375	4-4	1.000	7	9	16	4	6-0	5	7	1	43	4.3	
Nix	24-0	261	27-67	.403	7-26	.269	16-30	.533	7	26	33	40	21-0	15	26	0	77	3.2	
Fernando (TOT)	30-0	153	36-55	.655	1-2	.500	15-24	.625	18	37	55	7	24-0	1	14	11	88	2.9	
Fernando (HOU)	10-0	94	29-41	.707	0-1	.000	11-19	.579	11	29	40	3	18-0	1	9	8	69	6.9	
Garuba	24-2	240	19-44	.432	5-20	.250	5-7	.714	21	62	83	17	28-0	10	6	11	48	2.0	
Jarreau (TOT)	1-0	1	0-0	---	0-0	---	0-0	---	0	0	0	0	0-0	0	0	0	0	0.0	
Lamb (TOT)	2-0	8	0-2	.000	0-2	.000	0-0	---	0	1	1	2	0-0	0	0	0	0	0.0	
ROCKETS	82	19755	3229-7083	.456	1105-3170	.349	1434-2010	.713	786	2660	3446	1932	1692-10	600	1351	382	8997	109.7	
OPPONENTS	82	19755	3862-7374	.483	1048-2966	.353	1520-1943	.782	915	2831	3746	2103	1812-13	776	1155	474	9692	118.2	

Date	Opponent	Score	Record	Date	Opponent	Score	Record
Oct. 20	at Minnesota	L106-124	0-1	10	PHILADELPHIA	L91-111	11-31
22	OKLAHOMA CITY	W124-91	1-1	12	at San Antonio	W128-124	12-31
24	BOSTON	L97-107	1-2	14	at Sacramento	L114-126	12-32
26	at Dallas	L106-116	1-3	16	at Sacramento	W118-112	13-32
28	UTAH	L91-122	1-4	19	at Utah	W116-111	14-32
31	at L.A. Lakers	L85-95	1-5	21	at Golden State	L103-105	14-33
Nov. 2	at L.A. Lakers	L117-119	1-6	25	SAN ANTONIO	L104-134	14-34
4	at Phoenix	L111-123	1-7	28	PORTLAND	L110-125	14-35
6	at Denver	L94-95	1-8	31	GOLDEN STATE	L108-122	14-36
7	at Golden State	L107-120	1-9	Feb. 2	CLEVELAND	W115-104	15-36
10	DETROIT	L104-112	1-10	4	at San Antonio	L106-131	15-37
12	PORTLAND	L92-104	1-11	6	NEW ORLEANS	L107-120	15-38
14	PHOENIX	L89-115	1-12	8	at New Orleans	L97-110	15-39
15	at Memphis	L102-136	1-13	10	TORONTO	L120-139	15-40
17	at Oklahoma Cit	L89-101	1-14	14	at Utah	L101-135	15-41
20	at New York	L99-106	1-15	16	at Phoenix	L121-124	15-42
22	at Boston	L90-108	1-16	17	at L.A. Clipper	L111-142	15-43
24	CHICAGO	W118-113	2-16	25	at Orlando	L111-119	15-44
27	CHARLOTTE	W146-143(OT)	3-16	27	L.A. CLIPPERS	L98-99	15-45
29	OKLAHOMA CITY	W102-89	4-16	Mar. 1	L.A. CLIPPERS	L100-113	15-46
Dec. 1	at Oklahoma Cit	W114-110	5-16	2	UTAH	L127-132(OT)	15-47
3	ORLANDO	W118-116	6-16	4	at Denver	L101-116	15-48
5	NEW ORLEANS	W118-108	7-16	6	MEMPHIS	W123-112	16-48
8	BROOKLYN	W114-104	8-16	7	at Miami	L106-123	16-49
10	MILWAUKEE	L114-123	8-17	9	L.A. LAKERS	W139-130(OT)	17-49
11	at Memphis	L106-113	8-18	11	DALLAS	L100-113	17-50
13	at Atlanta	W132-126	9-18	13	at New Orleans	L105-130	17-51
15	at Cleveland	L89-124	9-19	16	PHOENIX	L112-129	17-52
16	NEW YORK	L103-116	9-20	18	INDIANA	L118-121	17-53
18	at Detroit	W116-107	10-20	20	MEMPHIS	L98-122	17-54
20	at Chicago	L118-133	10-21	21	WASHINGTON	W115-97	18-54
22	at Milwaukee	L106-126	10-22	23	at Dallas	L91-110	18-55
23	at Indiana	L106-118	10-23	25	at Portland	W125-106	19-55
27	at Charlotte	L99-123	10-24	26	at Portland	W115-98	20-55
28	L.A. LAKERS	L123-132	10-25	28	SAN ANTONIO	L120-123	20-56
31	MIAMI	L110-120	10-26	30	SACRAMENTO	L118-121	20-57
Jan. 1	DENVER	L111-124	10-27	Apr. 1	SACRAMENTO	L117-122	20-58
3	at Philadelphia	L113-133	10-28	3	MINNESOTA	L132-139	20-59
5	at Washington	W114-111	11-28	5	at Brooklyn	L105-118	20-60
7	DALLAS	L106-130	11-29	8	at Toronto	L115-117	20-61
9	MINNESOTA	L123-141	11-30	10	ATLANTA	L114-130	20-62

2022-23 Houston Rockets

(22-60, Tied for 4th Southwest)

Final Statistics

PLAYER	G-GS	MIN	FIELD GOALS		3-POINT FG		FT-FTA	PCT	Rebounds				PF-DQ	STL	TO	BLK	PTS	AVG
			FG-FGA	PCT	FG-FGA	PCT			OFF	DEF	TOT	AST						
Green	76-76	2602	566-1359	.416	187-554	.338	364-463	.786	43	241	284	281	131-1	59	200	18	1683	22.1
Porter	59-59	2024	391-884	.442	141-385	.366	207-264	.784	76	238	314	338	156-0	82	188	17	1130	19.2
Sengun	75-72	2171	442-799	.553	19-57	.333	206-288	.715	242	436	678	291	258-6	70	193	70	1109	14.8
Gordon	47-47	1418	210-478	.439	85-245	.347	110-135	.815	12	85	97	136	45-0	30	83	17	615	13.1
Smith	79-79	2451	364-892	.408	120-391	.307	162-206	.786	122	447	569	101	227-0	43	104	74	1010	12.8
Martin	82-49	2292	410-720	.569	68-216	.315	151-222	.680	126	326	452	123	147-0	41	91	30	1039	12.7
Eason	82-5	1767	296-660	.448	59-172	.343	109-145	.752	195	301	496	88	189-0	96	101	47	760	9.3
Tate	31-7	678	110-229	.480	13-46	.283	50-69	.725	41	77	118	84	106-3	21	47	7	283	9.1
Christopher	64-2	786	153-239	.465	21-89	.236	45-60	.750	20	51	71	73	59-0	33	60	15	372	5.8
Mathews	45-0	602	60-170	.353	53-155	.342	41-45	.911	10	52	62	23	56-0	23	18	4	214	4.8
Washington	31-2	433	58-160	.363	19-80	.238	10-18	.556	2	43	45	47	29-0	15	14	2	145	4.7
Fernando	31-4	364	48-93	.516	0-1	.000	30-44	.682	48	74	122	30	68-0	6	20	31	126	4.1
Nix	57-7	914	81-237	.342	40-140	.286	24-36	.667	18	80	98	132	59-1	31	86	7	226	4.0
Days	4-0	25	5-12	.417	3-10	.300	2-2	1.000	1	5	6	1	2-0	0	0	1	15	3.8
Marjanovic	31-0	171	41-60	.683	0-1	.000	20-27	.741	20	40	60	9	10-0	5	14	2	102	3.3
Garuba	75-1	970	86-177	.486	24-59	.407	29-47	.617	120	187	307	64	135-1	44	47	29	225	3.0
Kaminsky (TOT)	36-0	235	31-63	.492	13-33	.394	14-16	.875	7	45	52	32	22-0	6	9	4	89	2.5
Kaminsky (HOU)	10-0	59	6-19	.316	2-10	.200	4-4	1.000	4	12	16	11	1-0	1	0	3	18	1.8
Hudgins	5-0	28	2-9	.222	2-8	.250	3-3	1.000	0	0	0	3	1-0	0	1	0	9	1.8
ROCKETS	82	19755	3329-7287	.457	856-2619	.327	1567-2078	.754	1100	2695	3795	1835	1679-12	600	1332	374	9081	110.7
OPPONENTS	82	19755	3480-7226	.4821189-3183	.3741576-1986			.794	861	2543	3404	2143	1692-13	718	1079	509	9725	118.6

Date	Opponent	Score	Record	Date	Opponent	Score	Record
Oct. 19	at Atlanta	L107-117	0-1	13	at Sacramento	L114-139	10-32
21	MEMPHIS	L122-129	0-2	15	at L.A. Clipper	L100-121	10-33
22	at Milwaukee	L105-125	0-3	16	at L.A. Lakers	L132-140	10-34
24	UTAH	W114-108	1-3	18	CHARLOTTE	L117-122	10-35
26	at Utah	L101-109	1-4	21	at Minnesota	L104-113	10-36
28	at Portland	L111-125	1-5	23	MINNESOTA	W119-114	11-36
30	at Phoenix	L109-1241-6		25	WASHINGTON	L103-108	11-37
31	at L.A. Clipper	L93-95	1-7	26	CLEVELAND	L95-113	11-38
Nov. 2	L.A. CLIPPERS	L101-109	1-8	28	at Detroit	W117-114	12-38
5	at Minnesota	L117-129	1-9	Feb. 1	OKLAHOMA CITY	W112-106	13-38
7	at Orlando	W134-127	2-9	3	TORONTO	L111-117	13-39
9	at Toronto	L109-116	2-10	4	at Oklahoma City	L121-153	13-40
12	at New Orleans	L106-119	2-11	6	SACRAMENTO	L120-140	13-41
14	L.A. CLIPPERS	L106-122	2-12	8	SACRAMENTO	L128-130	13-42
16	at Dallas	W101-92	3-12	10	at Miami	L95-97	13-43
18	INDIANA	L91-99	3-13	13	at Philadelphia	L104-123	13-44
20	GOLDEN STATE	L120-127	3-14	15	at Oklahoma City	L96-133	13-45
25	ATLANTA	W128-122	4-14	24	at Golden State	L101-116	13-46
26	OKLAHOMA CITY	W118-105	5-14	26	at Portland	L114-131	13-47
28	at Denver	L113-129	5-15	28	DENVER	L112-133	13-48
30	at Denver	L100-120	5-16	Mar. 1	MEMPHIS	L99-113	13-49
Dec. 2	at Phoenix	W122-121	6-16	4	at San Antonio	W122-110	14-49
3	at Golden State	L101-120	6-17	5	SAN ANTONIO	W142-110	15-49
5	PHILADELPHIA	W132-123(2OT)	7-17	7	BROOKLYN	L96-118	15-50
8	at San Antonio	L109-118	7-18	9	at Indiana	L125-134(OT)	15-51
11	MILWAUKEE	W97-92	8-18	11	CHICAGO	L111-119	15-52
13	PHOENIX	W111-97	9-18	13	BOSTON	W111-109	16-52
15	MIAMI	L108-111	9-19	15	L.A. LAKERS	W114-110	17-52
17	PORTLAND	L95-107	9-20	17	NEW ORLEANS	W114-112	18-52
19	SAN ANTONIO	L105-124	9-21	19	NEW ORLEANS	L107-117	18-53
21	ORLANDO	L110-116	9-22	20	GOLDEN STATE	L108-121	18-54
23	DALLAS	L106-112	9-23	22	at Memphis	L125-130	18-55
26	at Chicago	W133-118	10-23	24	at Memphis	L114-151	18-56
27	at Boston	L102-126	10-24	26	at Cleveland	L91-108	18-57
29	at Dallas	L114-129	10-25	27	at New York	L115-137	18-58
31	NEW YORK	L88-108	10-26	29	at Brooklyn	L114-123	18-59
Jan. 2	DALLAS	L106-111	10-27	31	DETROIT	W121-115	19-59
4	at New Orleans	L108-119	10-28	Apr. 2	L.A. LAKERS	L109-134	19-60
5	UTAH	L114-131	10-29	4	DENVER	W124-103	20-60
8	MINNESOTA	L96-104	10-30	7	at Charlotte	W112-109	21-60
11	at Sacramento	L115-135	10-31	9	at Washington	W114-109	22-60

2023-24 Houston Rockets

(41-41, 3rd Southwest)

Final Statistics

PLAYER	FIELD GOALS				3-POINT FG		FT-FTA		PCT	REBOUNDS					PF-DQ	STL	TO	BLK	PTS	AVG
	G-GS	MIN	FG-FGA	PCT	FG-FGA	PCT	FT-FTA	PCT		OFF	DEF	TOT	AST							
Sengun	63-63	2046	527-982	.537	33-111	.297	244-352	.693	183	406	589	312	211-5	76	162	46	1331	21.1		
Ja. Green	82-82	2602	563-1332	.423	201-605	.332	283-352	.804	41	382	423	291	115-0	66	191	28	1610	19.6		
VanVleet	73-73	2684	423-1018	.416	227-586	.387	197-229	.860	33	245	278	589	183-1	101	126	59	1270	17.4		
Smith Jr.	76-76	2424	378-833	.454	138-380	.363	150-185	.811	139	477	616	121	200-2	52	89	61	1044	13.7		
Brooks	72072	2227	3290768	.428	1330370	.359	1240147	.844	53	193	246	119	241-7	64	88	10	915	12.7		
Whitmore	47-2	880	212-467	.454	79-220	.359	76-112	.679	44	136	180	33	64-0	30	46	17	579	12.3		
Eason	22-0	480	88-189	.466	18-50	.360	21-33	.636	46	107	153	27	51-0	31	20	19	215	9.8		
Thompson	62-23	1388	239-446	.536	8-58	.138	106-155	.684	148	261	409	163	141-1	78	90	38	592	9.5		
Holiday	78-1	1269	186-417	.446	84-217	.387	58-63	.921	23	100	123	140	125-0	42	53	6	514	6.6		
Je. Green	78-6	1307	167-366	.456	53-160	.331	122-149	.819	46	132	178	70	100-0	16	46	31	509	6.5		
Landale	56-3	764	106-206	.515	10-40	.250	52-65	.800	88	84	172	65	74-0	20	31	33	274	4.9		
Tate	65-9	1031	108-229	.472	23-77	.299	26-39	.667	61	136	197	64	137-1	42	37	15	265	4.1		
Marjanovic	14-0	71	18-34	.529	0-2	.000	9-14	.643	7	25	32	6	5-0	1	5	2	45	3.2		
Williams	22-0	129	27-50	.540	2-5	.400	7-13	.538	12	11	23	7	10-0	4	4	1	63	2.9		
Hinton	15-0	75	11-26	.423	7-14	.500	4-5	.800	7	15	22	10	11-0	3	3	2	33	2.2		
Bullock Jr.	44-0	418	34-82	.415	27-67	.403	1-1	1.000	6	67	73	15	29-1	12	10	5	96	2.2		
Samuels Jr.	14-0	60	9-14	.643	0-2	.000	2-2	1.000	3	10	13	3	5-0	1	0	2	20	1.4		
ROCKETS	82	19855	3425-7459	.459	1043-2964	.352	1482-1916	.773	940	2787	3727	2035	1702-18	639	1045	375	9375	114.3		
OPPONENTS	82	19855	3344-7226	.463	1012-2904	.348	1583-2065	.767	878	2803	3681	1997	1609-13	597	1132	482	9283	113.2		

Date	Opponent	Score	Record	Date	Opponent	Score	Record
Oct. 25	at Orlando	L86-116	0-1	21	BOSTON	L107-116	20-22
27	at San Antonio	L122-126 (OT)	0-2	24	PORTLAND	L131-137 (OT)	20-23
29	GOLDEN STATE	L95-106	0-3	26	at Charlotte	W138-104	21-23
Nov. 1	CHARLOTTE	W128-119	1-3	27	at Brooklyn	L104-106	21-24
4	SACRAMENTO	W107-89	2-3	29	L.A. LAKERS	W135-119	22-24
6	SACRAMENTO	W122-97	3-3	31	NEW ORLEANS	L 99-110	22-25
8	L.A. LAKERS	W128-94	4-3	Feb. 2	TORONTO	W135-106	23-25
10	NEW ORLEANS	W104-101	5-3	4	at Minnesota	L90-111	23-26
12	DENVER	W107-104	6-3	6	at Indiana	L129-132	23-27
17	at L.A. Clippers	L100-106	6-4	9	at Toronto	L104-107	23-28
19	at L.A. Lakers	L104-105	6-5	10	at Atlanta	L113-122	23-29
20	at Golden State	L116-121	6-6	12	NEW YORK	W105-103	24-29
22	MEMPHIS	W111-91	7-6	14	at Memphis	L113-121	24-30
24	DENVER	W105-86	8-6	22	at New Orleans	L105-127	24-31
28	at Dallas	L115-121	8-7	23	PHOENIX	W114-110	25-31
29	at Denver	L124-134	8-8	25	OKLAHOMA CITY	L110-123	25-32
Dec. 2	at L.A. Lakers	L97-107	8-9	27	at Oklahoma City	L95-112	25-33
6	OKLAHOMA CITY	W110-101	9-9	29	at Phoenix	L105-110	25-34
8	at Denver	W114-106	10-9	Mar. 2	at Phoenix	W118-109	26-34
11	SAN ANTONIO	W 93-82	11-9	5	SAN ANTONIO	W114-101	27-34
13	MEMPHIS	W117-104	12-9	6	L.A. CLIPPERS	L116-122	27-35
15	at Memphis	W103-96	13-9	8	at Portland	W123-107	28-35
17	at Milwaukee	L119-128	13-10	10	at Sacramento	W112-104	29-35
18	at Cleveland	L130-135 (OT)	13-11	12	at San Antonio	W103-101	30-35
20	ATLANTA	L127-134	13-12	14	WASHINGTON	W135-119	31-35
22	DALLAS	W122-96	14-12	16	CLEVELAND	W117-103	32-35
23	at New Orleans	W106-104	15-12	19	at Washington	W137-114	33-35
26	INDIANA	L117-123	15-13	21	CHICAGO	W127-117	34-35
27	PHOENIX	L113-129	15-14	23	UTAH	W147-119	35-35
29	PHILADELPHIA	L127-131	15-15	25	PORTLAND	W110-92	36-35
Jan. 1	DETROIT	W136-113	16-15	27	at Oklahoma City	W132-126 (OT)	37-35
3	BROOKLYN	W112-101	17-15	29	at Utah	W101-100	38-35
5	MINNESOTA	L 95-122	17-16	31	DALLAS	L107-125	38-36
6	MILWAUKEE	W112-108	18-16	Apr. 2	at Minnesota	L106-113	38-37
8	at Miami	L113-120	18-17	4	GOLDEN STATE	L110-133	38-38
10	at Chicago	L119-124 (OT)	18-18	5	MIAMI	L104-119	38-39
12	at Detroit	W112-110	19-18	7	at Dallas	L136-147 (OT)	38-40
13	at Boston	L113-145	19-19	9	ORLANDO	W118-106	39-40
15	at Philadelphia	L115-124	19-20	11	at Utah	L121-124	39-41
17	at New York	L94-109	19-21	12	at Portland	W116-107	40-41
20	UTAH	W127-126 (OT)	20-21	14	at L.A. Clippers	W116-105	41-41

History

2024-25 Houston Rockets

(52-30, 1st Southwest)

Final Statistics

PLAYER	FIELD GOALS				3-POINT FG				REBOUNDS				PF-DQ	STL	TO	BLK	PTS	AVG
	G-GS	MIN	FG-FGA	PCT	FG-FGA	PCT	FT-FTA	PCT	OFF	DEF	TOT	AST						
Ja. Green	82-82	2697	608-1437	.423	234-661	.354	273-336	.813	45	332	377	282	127-0	71	203	27	1723	21.0
Sengun	76-76	2395	567-1143	.496	21-90	.233	296-428	.692	262	524	786	372	209-0	84	194	61	1451	19.1
VanVleet	60-60	2111	287-759	.378	159-461	.345	111-137	.810	32	189	221	333	140-1	94	87	25	844	14.1
Thompson	69-42	2225	388-697	.557	25-91	.275	169-247	.684	192	372	564	265	167-1	97	138	89	970	14.1
Brooks	75-75	2388	384-895	.429	186-469	.397	99-121	.818	75	200	275	128	242-5	60	76	16	1053	14.0
Smith Jr.	57-39	1716	248-566	.438	98-277	.354	104-126	.825	105	294	399	60	123-1	25	61	41	698	12.2
Eason	57-16	1420	272-559	.487	63-194	.342	79-104	.760	128	234	362	83	136-1	97	65	50	686	12.0
Whitmore	51-3	827	179-403	.444	65-183	.355	54-72	.750	36	115	151	49	44-0	31	46	13	477	9.4
Dante	4-0	51	10-13	.769	0-0	---	4-5	.800	6	15	21	2	9-0	1	2	5	24	6.0
Holiday	62-3	792	117-268	.437	72-181	.398	34-41	.829	13	65	78	83	64-0	19	37	11	340	5.5
Je. Green	32-3	396	61-121	.504	29-79	.367	21-26	.808	11	47	58	20	32-0	6	9	4	172	5.4
Landale	42-3	500	81-152	.533	11-26	.423	27-40	.675	56	81	137	37	49-0	13	21	10	200	4.8
Roddy (TOT)	33-3	410	57-125	.456	19-61	.311	20-26	.769	13	71	84	35	20-0	14	22	9	153	4.6
Roddy (HOU)	3-0	35	5-13	.385	1-7	.143	2-4	.500	0	5	5	2	1-0	0	1	1	13	4.3
Sheppard	52-3	654	84-239	.351	48-142	.338	13-16	.813	16	62	78	75	53-0	35	37	17	229	4.4
Adams	58-3	794	91-167	.545	0-2	.000	43-93	.462	166	161	327	66	60-0	22	54	28	225	3.9
Tate	52-2	588	70-148	.473	16-46	.348	32-47	.681	50	67	117	47	82-0	26	22	7	188	3.6
Williams	20-0	147	27-62	.435	6-26	.231	5-8	.625	5	8	13	9	16-0	8	14	4	65	3.3
McVeigh	9-0	43	5-17	.294	4-13	.308	0-0	---	2	3	5	1	3-0	0	2	2	14	1.6
ROCKETS	82	19780	3484-7659	.455	1038-2938	.353	1366-1851	.738	1200	2774	3974	1914	1557-9	689	1139	411	9372	114.3
OPPONENTS	82	19780	3322-7244	.459	1010-2833	.357	1348-1776	.759	867	2589	3456	1926	1577-12	651	1175	467	9002	109.8

Date	Opponent	Score	Record	Date	Opponent	Score	Record
Oct. 23	CHARLOTTE	L105-110	0-1	20	DETROIT	L96-107	28-14
25	MEMPHIS	W128-108	1-1	22	CLEVELAND	W109-108	29-14
26	at San Antonio	L106-109	1-2	25	at Cleveland	W135-131	30-14
28	at San Antonio	W106-101	2-2	27	at Boston	W114-112	31-14
31	at Dallas	W108-102	3-2	28	at Atlanta	W100-96	32-14
Nov. 2	GOLDEN STATE	L121-127 (OT)	3-3	30	at Memphis	L119-120	32-15
4	NEW YORK	W109-97	4-3	Feb. 1	BROOKLYN	L98-110	32-16
6	SAN ANTONIO	W127-100	5-3	3	at New York	L118-124	32-17
8	at Oklahoma City	L107-126	5-4	4	at Brooklyn	L97-99	32-18
10	at Detroit	W101-99	6-4	6	at Minnesota	L114-127	32-19
11	WASHINGTON	W107-92	7-4	8	at Dallas	L105-116	32-20
13	L.A. CLIPPERS	W111-103	8-4	9	TORONTO	W94-87	33-20
15	L.A. CLIPPERS	W125-104	9-4	12	PHOENIX	W119-111	34-20
17	at Chicago	W143-107	10-4	13	GOLDEN STATE	L98-105	34-21
18	at Milwaukee	L100-101	10-5	21	MINNESOTA	W121-115	35-21
20	INDIANA	W130-113	11-5	22	at Utah	L115-124	35-22
22	PORTLAND	W116-88	12-5	25	MILWAUKEE	W100-97	36-22
23	PORTLAND	L98-104	12-6	26	SAN ANTONIO	W118-106	37-22
26	at Minnesota	W117-111 (OT)	13-6	Mar. 1	SACRAMENTO	L103-113	37-23
27	at Philadelphia	W122-115 (OT)	14-6	3	at Oklahoma City	L128-137	37-24
Dec. 1	OKLAHOMA CITY	W119-116	15-6	4	at Indiana	L102-115	37-25
3	at Sacramento	L111-120	15-7	6	at New Orleans	W109-97	38-25
5	at Golden State	L93-99	15-8	8	NEW ORLEANS	W146-117	39-25
8	at L.A. Clippers	W117-106	16-8	10	ORLANDO	W97-84	40-25
11	GOLDEN STATE	W91-90	17-8	12	PHOENIX	W111-104	41-25
14	at Oklahoma City	L96-111	17-9	14	DALLAS	W133-96	42-25
19	NEW ORLEANS	W133-113	18-9	15	CHICAGO	W117-114	43-25
22	at Toronto	W114-110	19-9	17	PHILADELPHIA	W144-137 (OT)	44-25
23	at Charlotte	W114-101	20-9	19	at Orlando	W116-108	45-25
26	at New Orleans	W128-111	21-9	21	at Miami	W102-98	46-25
27	MINNESOTA	L112-113	21-10	23	DENVER	L111-116	46-26
29	MIAMI	L100-104	22-11	25	ATLANTA	W121-114	47-26
Jan. 1	DALLAS	W110-99	22-11	27	at Utah	W121-110	48-26
3	BOSTON	L86-109	22-12	30	at Phoenix	W148-109	49-26
5	L.A. LAKERS	W119-115	23-12	31	at L.A. Lakers	L98-104	49-27
7	at Washington	W135-112	24-12	Apr. 2	UTAH	W143-105	50-27
9	at Memphis	W119-115	25-12	4	OKLAHOMA CITY	W125-111	51-27
13	MEMPHIS	W120-118	26-12	6	at Golden State	W106-96	52-27
15	at Denver	W128-108	27-12	9	at L.A. Clippers	L117-134	52-28
16	at Sacramento	L127-132	27-13	11	at L.A. Lakers	L109-140	52-29
18	at Portland	W125-103	28-13	13	DENVER	L111-126	52-30

>>>Return to Table of Contents

At Frost, you always have the home court advantage.

We serve Texas with the goal of making people's lives better.

Let us earn your business and together become
part of a winning team.

Visit us at [FrostBank.com](https://www.frostbank.com) or call (800) 51-FROST.



Frost



Exactly What You Unexpected™

Member FDIC

240

Rockets All-Time Roster

Every player who participated in at least one regular season game is listed (440 total); Transactions do not include extensions/re-signings

Zaid Abdul-Aziz (Don Smith) #6, #35, #27 • 6-9/235 • 4/7/46 • Iowa State

4 Seasons w/Rockets (1972-73 to 1974-75; 1977-78); 206 GP (6 Playoff GP): 9.5 ppg, 8.5 rpg, 1.5 apg
Acquired via trade with Seattle on 9/18/72; Signed as a free agent on 3/2/78; Waived on 6/20/78

Mark Acres #42 • 6-11/225 • 11/15/62 • Oral Roberts

1 Season w/Rockets (1992-93); 6 GP: 1.0 ppg, 1.0 rpg
Signed as a free agent on 11/13/92; Waived on 12/29/92

Charles "Bud" Acton #24 • 6-6/210 • 1/11/42 • Hillsdale

1 Season w/Rockets (1967-68); 23 GP: 3.3 ppg, 2.0 rpg, 0.5 apg
Signed as a free agent on 2/1/68

Mark Acres #42 • 6-11/225 • 11/15/62 • Oral Roberts

1 Season w/Rockets (1992-93); 6 GP: 1.0 ppg, 1.0 rpg
Signed as a free agent on 11/13/92; Waived on 12/29/92

Don Adams #32, #10 • 6-7/210 • 11/27/47 • Northwestern

2 Seasons w/Rockets (1970-71 to 1971-72); 85 GP: 11.2 ppg, 6.9 rpg, 2.1 apg
120th pick in 1970 NBA Draft; Traded to Atlanta on 11/9/71

Steven Adams #12 • 6-11/265 • 7/20/93 • Pittsburgh

2 Seasons w/Rockets (2023-24 to 2024-25); 55 GP (7 Playoff GP): 3.9 ppg, 5.6 rpg, 1.1 apg
Acquired via trade with Memphis on 2/1/24

Rick Adelman #12 • 6-2/179 • 6/16/46 • Loyola Marymount

2 Seasons w/Rockets (1968-69 to 1969-70); 112 GP (6 Playoff GP): 6.7 ppg, 3.1 apg, 2.7 rpg
79th pick in 1968 NBA Draft; Taken in 1970 NBA Expansion Draft by Portland

Jeff Adrien #8 • 6-7/243 • 2/10/86 • Connecticut

1 Season w/Rockets (2011-12); 8 GP: 2.6 ppg, 2.8 rpg, 0.1 apg
Signed as a free agent on 12/21/11; Waived on 2/7/12; Signed as a free agent on 7/19/14; Waived on 10/27/14

Mark Acres #42 • 6-11/225 • 11/15/62 • Oral Roberts

1 Season w/Rockets (1992-93); 6 GP: 1.0 ppg, 1.0 rpg
Signed as a free agent on 11/13/92; Waived on 12/29/92

Cole Aldrich #31 • 6-11/240 • 10/31/88 • Kansas

1 Season w/Rockets (2012-13); 30 GP: 1.7 ppg, 1.9 rpg, 0.2 apg
Acquired via trade with Oklahoma City on 10/27/12; Traded to Sacramento on 2/20/13

Rafer Alston #12 • 7/24/76 • Fresno State

4 Seasons w/Rockets (2005-06 to 2008-09); 267 GP (11 Playoff GP): 12.6 ppg, 5.7 apg, 3.5 rpg
Acquired via trade with Toronto on 10/4/05; Traded to Orlando on 2/19/09

David Andersen #13 • 6-11/245 • 6/23/80 • Australia

1 Season w/Rockets (2009-10); 63 GP: 5.8 ppg, 3.3 rpg, 0.7 apg
Rights acquired from Atlanta on 7/25/09; Traded to Toronto on 7/28/10

Derek Anderson #8 • 6-5/195 • 7/18/74 • Kentucky

1 Season w/Rockets (2005-06); 20 GP: 10.8 ppg, 4.2 rpg, 2.7 apg
Signed as free agent on 8/23/05; Traded to Miami on 2/23/06

James Anderson #5 • 6-6/215 • 3/25/89 • Oklahoma State

1 Season w/Rockets (2012-13); 29 GP (2 Playoff GP): 4.0 ppg, 2.0 rpg, 1.1 apg
Signed a free agent on 1/1/13; Waived on 7/13/13

Richard Anderson #40 • 6-10/240 • 11/19/60 • UC-Santa Barbara

2 Seasons w/Rockets (1986-87 to 1987-88); 63 GP (5 Playoff GP): 2.8 ppg, 1.5 rpg, 0.6 apg
Signed as free agent on 10/3/86; Waived on 12/7/87

Ryan Anderson #3, #33 • 6-10/240 • 5/6/88 • California

3 Seasons w/Rockets (2016-17 to 2017-18; 2019-20); 140 GP (22 Playoff GP): 11.4 ppg, 4.8 rpg, 0.9 apg
Signed as free agent on 7/9/16; Traded to Phoenix on 8/31/18; Signed as free agent on 9/25/18; Waived on 11/18/19

Shandon Anderson #40 • 6-6/210 • 12/31/73 • Georgia

2 Seasons w/Rockets (1999-00 to 2001-02); 164 GP: 10.5 ppg, 4.4 rpg, 2.6 apg
Signed as free agent on 9/29/99; Traded to New York on 8/10/01

Carmelo Anthony #7 • 6-8/240 • 5/29/84 • Syracuse

1 Season w/Rockets (2018-19); 10 GP: 13.4 ppg, 5.4 rpg, 0.5 apg
Signed as free agent on 8/13/18; Traded to Chicago on 1/22/19

Trevor Ariza #1 • 6-8/210 • 6/30/85 • UCLA

5 Seasons w/Rockets (2009-10; 2014-15 to 2017-18); 382 GP (50 Playoff GP): 12.7 ppg, 5.2 rpg, 2.5 apg
Signed as free agent on 7/8/09; Traded to New Orleans on 8/11/10; Acquired via trade with Washington on 7/14/14; Traded to Portland on 11/22/20

Hilton Armstrong #3 • 6-11/235 • 11/23/84 • Connecticut

1 Season w/Rockets (2009-10); 9 GP: 1.1 ppg, 0.7 rpg, 0.3 apg
Signed as free agent on 7/8/09; Traded to New Orleans on 8/11/10; Acquired via trade with Washington on 7/14/14; Acquired via trade with Sacramento on 2/18/10; Waived on 4/9/10

Rockets All-Time Roster

Ron Artest (Metta World Peace) #96 • 6-7/260 • 11/3/79 • St. John's

1 Season w/Rockets (2008-09); 69 GP (13 Playoff GP): 17.1 ppg, 5.2 rpg, 3.3 apg
Acquired via trade from Kings on 8/14/08

Ömer Aşık #3 • 7-0/255 • 7/4/86 • Türkiye

2 Seasons w/Rockets (2012-13 to 2013-14); 130 GP (12 Playoff GP): 8.6 ppg, 10.3 rpg, 0.8 apg
Signed a free agent on 7/24/12; Traded to New Orleans on 7/14/14

D.J. Augustin #14 • 5-11/183 • 11/10/87 • Texas

3 Seasons w/Rockets (2020-21 to 2021-22; 2022-23); 54 GP: 7.3 ppg, 2.8 apg, 1.6 rpg
Acquired via trade with Milwaukee on 3/19/21; Waived on 2/11/22; Signed as free agent on 3/23/23

Gus Bailey #22 • 6-5/185 • 2/18/51 • Texas-El Paso

2 Seasons w/Rockets (1974-75 to 1975-76); 77 GP (8 Playoff GP): 2.5 ppg, 1.7 rpg, 1.3 apg
23rd pick in 1974 NBA Draft; Traded to Atlanta on 6/7/76

James Bailey #2 • 6-9/220 • 5/21/57 • Rutgers

2 Seasons w/Rockets (1982-83 to 1983-84); 142 GP: 11.4 ppg, 5.4 rpg, 1.0 apg
Acquired via trade with New Jersey on 11/10/82; Traded to San Antonio on 10/4/84

Vin Baker #42 • 6-11/240 • 11/23/71 • Hartford

1 Season w/Rockets (2004-05); 3 GP: 0.7 ppg, 0.7 rpg, 0.3 apg
Acquired via trade with New York on 2/24/05; Waived on 10/7/05

Tom Barker #15 • 6-11/230 • 3/11/55 • Hawaii

1 Season w/Rockets (1978-79); 5 GP: 1.6 ppg, 1.2 rpg
Signed as free agent on 6/8/78; Waived on 12/15/78

Charles Barkley #4 • 6-6/252 • 2/20/63 • Auburn

4 Seasons w/Rockets (1996-97 to 1999-00); 183 GP (24 Playoff GP): 16.5 ppg, 12.2 rpg, 3.9 apg
Acquired via trade with Phoenix on 8/19/96

Harry Barnes #30 • 6-3/205 • 7/25/45 • Northeastern

1 Season w/Rockets (1968-69); 22 GP: 2.0 ppg, 1.2 rpg, 0.2 apg
37th pick in 1968 NBA Draft

Jim Barnett #33 • 6-4/175 • 7/7/44 • Oregon

3 Seasons w/Rockets (1967-68 to 1969-70); 207 GP (6 Playoff GP): 13.5 ppg, 4.0 rpg, 3.7 apg
Acquired in 1967 Expansion Draft from Boston; Traded to Portland on 5/11/70

John Barnhill #30 • 6-1/180 • 3/30/38 • Tennessee State

1 Season w/Rockets (1967-68); 75 GP: 9.9 ppg, 3.5 apg, 2.3 rpg
Acquired in 1967 Expansion Draft from Washington; Taken in 1968 Expansion Draft by Phoenix

Andre Barrett #12 • 5-10/173 • 2/21/82 • Seton Hall

1 Season w/Rockets (2004-05); 27 GP: 2.1 ppg, 1.6 apg, 0.7 rpg
Signed as free agent on 10/28/04; Waived on 3/19/05

Brent Barry #17 • 6-7/210 • 12/31/71 • Oregon State

1 Season w/Rockets (2008-09); 56 GP (4 Playoff GP): 3.7 ppg, 1.7 rpg, 1.4 apg
Signed as free agent on 7/10/08; Waived on 10/23/09

Jon Barry #20 • 6-5/208 • 7/25/69 • Georgia Tech

2 Seasons w/Rockets (2004-05 to 2005-06); 73 GP (7 Playoff GP): 6.3 ppg, 2.3 rpg, 2.3 apg
Acquired via trade with Atlanta on 12/23/04; Waived on 3/1/06

Rick Barry #2, #4 • 6-7/220 • 3/28/44 • Miami

2 Seasons w/Rockets (1978-79 to 1979-80); 75 GP: 12.8 ppg, 5.1 apg, 3.4 rpg
Signed as free agent on 6/17/78

Shane Battier #31 • 6-8/220 • 9/9/78 • Duke

5 Seasons w/Rockets (2006-07 to 2010-11); 348 GP (26 Playoff GP): 8.8 ppg, 4.7 rpg, 2.3 apg
Acquired via trade with Memphis on 7/12/06; Traded to Memphis on 2/24/11

Lonny Baxter #35 • 6-8/261 • 1/27/79 • Maryland

1 Season w/Rockets (2005-06); 23 GP: 3.6 ppg, 3.7 rpg, 0.1 apg
Signed as free agent on 9/8/05; Traded to Charlotte on 2/9/06

Michael Beasley #8 • 6-8/220 • 9/9/78 • Duke

1 Seasons w/Rockets (2015-16); 20 GP (5 Playoff GP): 12.8 ppg, 4.9 rpg, 0.8 apg
Signed as a free agent on 3/4/16; Traded to Milwaukee on 9/22/16

Ron Behagen #34 • 6-9/235 • 1/19/51 • Minnesota

1 Season w/Rockets (1977-78); 3 GP: 4.7ppg, 2.3 rpg, 0.7 apg
Acquired via trade with Atlanta on 12/16/77; Traded to Indiana on 12/22/77

Elmer Bennett #6 • 6-0/171 • 2/13/70 • Notre Dame

1 Season w/Rockets (1996-97); 4 GP: 2.5 ppg, 1.0 apg, 0.3 rpg
Signed a 10-day contract on 11/26/96; Waived on 12/21/96

Walter Berry #6 • 6-8/215 • 5/14/64 • St. John's

1 Season w/Rockets (1988-89); 40 GP (4 Playoff GP): 8.8 ppg, 3.8 rpg, 1.4 apg
Signed as free agent on 2/2/89

Rockets All-Time Roster

Patrick Beverley #12 • 6-1/185 • 7/12/88 • Arkansas

5 Seasons w/Rockets (2012-13 to 2016-17); 291 GP (28 Playoff GP): 9.3 ppg, 4.1 rpg, 3.4 apg
Signed as free agent on 1/7/13; Traded to Clippers on 6/28/17

Tarik Black #10, #28 • 6-9/257 • 11/22/91 • Kansas

2 Seasons w/Rockets (2014-15; 2017-18); 76 GP (7 Playoff GP): 3.8 ppg, 3.8 rpg, 0.3 apg
Signed as free agent on 8/27/14; Waived on 12/26/14; Signed as free agent on 7/17/17

John Block #34 • 6-10/220 • 4/16/44 • USC

4 Seasons w/Rockets (1967-68 to 1970-71); 285 GP (5 Playoff GP): 14.5 ppg, 8.2 rpg, 1.6 apg
Signed as free agent on 9/8/05; Traded to Charlotte on 2/9/06

Keith Bogans #10 • 6-5/215 • 5/12/80 • Kentucky

1 Season w/Rockets (2005-06); 33 GP: 8.5 ppg, 4.5 rpg, 2.5 apg
Acquired via trade with Charlotte on 2/9/06

Phil Bond #30 • 6-2/175 • 7/27/54 • Louisville

1 Season w/Rockets (1977-78); 7 GP: 0.6 ppg, 0.6 rpg, 0.3 apg
Signed as free agent on 9/8/05; Traded to Charlotte on 2/9/06

Melvin Booker #9 • 6-1/188 • 8/20/72 • Missouri

1 Season w/Rockets (1995-96); 11 GP: 4.0 ppg, 1.9 rpg, 0.8 rpg
Signed a pair of 10-day contracts beginning on 3/5/96 and then for the remainder of the season on 3/27/96

Ryan Bowen #40 • 6-9/218 • 11/20/75 • Iowa

2 Seasons w/Rockets (2004-05 to 2005-06); 134 GP (7 Playoff GP): 1.5 ppg, 1.2 rpg, 0.3 apg
Signed as free agent on 9/29/04; Waived on 10/27/06

Anthony Bowie #25 • 6-6/190 • 11/9/63 • Oklahoma

1 Season w/Rockets (1989-90); 66 GP (2 Playoff GP): 4.3 ppg, 1.8 rpg, 1.5 apg
66th overall pick in 1986 NBA Draft; Waived on 11/4/86; Signed as free agent on 6/11/87; Waived on 11/5/87;
Acquired via trade with San Antonio on 8/15/89;

Earl Boykins #6 • 5-5/133 • 6/2/76 • Eastern Michigan

1 Season w/Rockets (2011-12); 8 GP: 4.9 ppg, 2.1 rpg, 1.4 rpg
Signed a pair of 10-day contracts beginning on 3/26/12 and for then for remainder of the season on 4/15/12

Alonzo Bradley #30, #22 • 6-6/190 • 10/16/53 • Texas Southern

3 Seasons w/Rockets (1977-78 to 1979-80); 99 GP (5 Playoff GP): 4.4 ppg, 1.5 rpg, 0.7 apg
Acquired rights via trade with Indiana on 12/22/77; Taken in 1980 Expansion Draft by Dallas

Avery Bradley #9 • 6-3/180 • 11/26/90 • Texas

1 Season w/Rockets (2020-21); 17 GP: 5.2 ppg, 2.3 rpg, 1.9 apg
Acquired via trade with Miami on 3/25/21

Torrye Braggs #32 • 6-8/245 • 5/15/76 • Xavier

2 Seasons w/Rockets (2003-04 to 2004-05); 18 GP: 0.9 ppg, 1.7 rpg
Signed as free agent on 9/8/03; Waived on 11/23/03; Signed as free agent on 3/29/05

Tim Breaux #15 • 6-7/215 • 9/19/70 • Wyoming

2 Seasons w/Rockets (1994-95 to 1995-96); 96 GP: 3.0 ppg, 1.0 rpg, 0.4 apg
Signed as free agent on 9/21/94; Traded to Memphis on 6/19/96

Corey Brewer #33 • 6-9/185 • 3/5/86 • Florida

3 Seasons w/Rockets (2014-15 to 2016-17); 196 GP (22 Playoff GP): 7.6 ppg, 2.6 rpg, 1.4 apg
Acquired via trade with Minnesota on 12/19/14; Traded to L.A. Lakers on 2/23/17

Ronnie Brewer #10 • 6-7/235 • 3/20/85 • Arkansas

1 Season w/Rockets (2013-14); 23 GP: 0.3 ppg, 0.6 rpg, 0.4 apg
Signed as free agent on 8/28/13; Waived on 2/21/14

Tyrone Britt #31 • 6-5/200 • 4/18/44 • Johnson C. Smith

1 Season w/Rockets (1967-68); 11 GP: 2.5 ppg, 1.4 rpg, 1.1 apg

Aaron Brooks #0 • 6-0/161 • 1/14/85 • Oregon

6 Seasons w/Rockets (2007-08 to 2010-11; 2012-13 to 2013-14); 297 GP (25 Playoff GP): 11.7 ppg, 3.3 rpg, 1.8 rpg
26th overall pick in 2007 NBA Draft; Traded to Phoenix on 2/24/11; Signed as free agent on 3/5/13; Waived on 6/30/13;
Signed as free agent on 7/19/13; Traded to Denver on 2/20/14

Armoni Brooks #7 • 6-3/195 • 6/5/98 • Houston

2 Seasons w/Rockets (2020-21 to 2021-22); 61 GP: 7.8 ppg, 2.4 rpg, 1.3 apg
Signed Two-Way Contract on 4/4/21 and on 10/13/21; Converted to regular contract on 10/14/21; Waived on 2/10/22

Dillon Brooks #9 • 6-7/220 • 1/22/96 • Oregon

2 Season w/Rockets (2023-24 to 2024-25); 147 GP (7 Playoff GP): 14.5 ppg, 3.1 rpg, 2.1 apg
Acquired via trade with Memphis on 7/8/23

Scott Brooks #1 • 5-11/165 • 7/31/65 • UC-Irvine

3 Seasons w/Rockets (1992-93 to 1994-95); 183 GP (17 Playoff GP): 5.4 ppg, 2.3 rpg, 1.2 rpg
Acquired via trade with Minnesota on 9/25/92; Traded to Dallas on 2/23/95

Bobby Brown #8, #6 • 6-2/175 • 9/24/84 • Cal-State Fullerton

2 Seasons w/Rockets (2016-17 to 2017-18); 45 GP (5 Playoff GP): 2.5 ppg, 0.6 rpg, 0.3 rpg
Signed as free agent on 9/23/16; Waived on 12/5/16; Signed as free agent on 12/16/16; Waived on 1/5/18;
Signed as free agent on 2/9/18; Waived on 2/12/18

Rockets All-Time Roster

Chucky Brown #52 • 6-8/215 • 2/29/68 • North Carolina State

2 Seasons w/Rockets (1994-95 to 1995-96); 123 GP (29 Playoff GP): 7.8 ppg, 5.1 rpg, 1.0 apg
Signed first of two 10-day contracts on 2/2/95 before signing for remainder of season on 2/24/95; Traded to Phoenix on 8/19/96

Markel Brown #26 • 6-3/190 • 1/29/92 • Oklahoma State

1 Season w/Rockets (2017-18); 4 GP: 1.3 ppg, 1.3 rpg, 0.5 apg
Signed two-way contract on 1/15/18

Sterling Brown #0 • 6-5/219 • 2/10/95 • SMU

1 Season w/Rockets (2020-21); 51 GP: 8.2 ppg, 4.4 rpg, 1.4 apg
Signed as free agent on 11/25/20; Acquired via trade with Dallas on 6/24/22; Traded to Oklahoma City on 9/29/22

Tierre Brown #10 • 6-2/189 • 6/3/79 • McNeese State

1 Season w/Rockets (1988-89); 14 GP: 2.6 ppg, 1.1 rpg, 0.4 apg
Signed as free agent on 9/26/02; Waived on 10/28/02

Tony Brown #35 • 6-6/195 • 7/29/60 • Arkansas

1 Season w/Rockets (1988-89); 14 GP: 2.6 ppg, 1.1 rpg, 0.4 apg
Acquired via trade from New Jersey on 11/2/88; Waived on 2/2/89

Rick Brunson #9 • 6-4/190 • 6/14/72 • Temple

1 Season w/Rockets (2005-06); 23 GP: 1.9 ppg, 1.4 apg, 0.9 rpg
Claimed off waivers from Seattle on 3/2/06

Joe Bryant #22 • 6-9/225 • 10/19/54 • LaSalle

1 Season w/Rockets (1982-83); 81 GP: 10.0 ppg, 3.4 rpg, 2.3 apg
Acquired via trade with the L.A. Clippers on 6/28/82

Mark Bryant #2 • 6-9/245 • 4/25/65 • Seton Hall

1 Season w/Rockets (1995-96); 71 GP (8 Playoff GP): 8.6 ppg, 4.9 rpg, 0.7 rpg
Signed as free agent on 9/29/95; Traded to Phoenix on 8/19/96

Chase Budinger #10 • 6-7/218 • 5/22/88 • Arizona

3 Seasons w/Rockets (2005-06); 23 GP: 1.9 ppg, 1.4 apg, 0.9 rpg
Right acquired via trade with Detroit on 6/25/09; Traded to Minnesota on 6/26/12

Matt Bullard #50 • 6-10/235 • 6/5/67 • Iowa

9 Seasons w/Rockets (1990-91 to 1993-94; 1996-97 to 2000-01); 538 GP (31 Playoff GP): 5.6 ppg, 2.1 rpg, 0.9 apg
Signed as free agent on 8/22/90; Signed as free agent on 9/27/96

Reggie Bullock Jr. #25 • 6-6/205 • 3/16/91 • North Carolina

1 Season w/Rockets (2023-24); 44 GP: 2.2 ppg, 1.7 rpg, 0.3 apg
Signed as free agent on 10/4/23

Bruno Caboclo #5 • 6-9/218 • 9/21/95 • Pinheiros/Brazil

2 Season w/Rockets (2019-20 to 2020-21); 14 GP (1 Playoff GP): 3.2 ppg, 2.1 rpg, 0.2 apg
Signed as free agent on 8/20/18; Waived on 10/13/18; Acquired via trade from Memphis on 2/6/20; Waived on 1/14/21

Adrian Caldwell #44 • 6-9/255 • 7/4/66 • Lamar

3 Seasons w/Rockets (1989-90 to 1990-91); 100 GP (1 Playoff GP): 1.8 ppg, 2.2 rpg, 1.4 apg
Signed as free agent on 8/2/89; Waived on 8/23/91; Signed as free agent on 9/20/94; Waived on 10/29/94

Marcus Camby #29 • 6-11/235 • 3/22/74 • Massachusetts

1 Season w/Rockets (2011-12); 19 GP: 7.1 ppg, 9.3 rpg, 1.7 apg
Acquired via trade with Portland on 3/15/12; Traded to New York on 7/11/12; Signed as free agent on 7/28/13; Waived on 10/27/13

Isaiah Canaan #1, #7 • 6-0/190 • 7/9/91 • Murray State

3 Seasons w/Rockets (2013-14 to 2014-15; 2017-18); 48 GP: 5.3 ppg, 1.2 rpg, 1.1 apg
34th pick in 2014 NBA Draft; Traded to Philadelphia on 2/19/15; Signed as free agent on 10/25/17; Waived on 10/28/17

Clint Capela #15 • 6-10/245 • 5/18/94 • Switzerland

6 Seasons w/Rockets (2014-15 to 2019-20); 334 GP (61 Playoff GP): 12.2 ppg, 9.7 rpg, 1.0 apg
25th overall pick in 2014 NBA Draft; Traded to Atlanta on 2/5/20

Antoine Carr #55 • 6-9/270 • 7/23/61 • Wichita State

1 Season w/Rockets (1998-99); 18 GP (4 Playoff GP): 2.6 ppg, 1.7 rpg, 0.5 apg
Signed as free agent on 1/22/99; Traded to Vancouver on 8/27/99

DeMarre Carroll #0, #9 • 6-8/212 • 7/27/86 • Missouri

2 Seasons w/Rockets (2010-11; 2019-20); 14 GP (2 Playoff GP): 3.9 ppg, 1.7 rpg, 1.1 apg
Acquired via trade with Memphis on 2/24/11; Signed as free agent on 20/20/20

Joe Barry Carroll #2 • 7-1/255 • 7/24/58 • Purdue

1 Season w/Rockets (1987-88); 63 GP (4 Playoff GP): 12.0 ppg, 6.3 rpg, 1.5 apg
Acquired via trade from Golden State on 12/12/87; Traded to New Jersey on 11/2/88

Michael Carter-Williams • 6-6/191 • 10/10/91 • Syracuse

1 Season w/Rockets (2018-19); 16 GP: 4.3 ppg, 1.3 apg, 0.8 rpg
Signed as a free agent on 7/6/18; Traded to Chicago on 1/7/19

Sam Cassell #10 • 6-3/185 • 11/18/69 • Florida State

3 Seasons w/Rockets (1993-94 to 1995-96); 209 GP (52 Playoff GP): 10.1 ppg, 4.2 apg, 2.6 rpg
24th pick in 1993 NBA Draft; Traded to Phoenix on 8/19/96

Rockets All-Time Roster

Omri Casspi #18 • 6-9/270 6-9/225 • 6/22/88 • Israel

1 Season w/Rockets (2013-14); 71 GP: 6.9 ppg, 3.7 rpg, 1.2 apg
Acquired via trade with Sacramento on 8/14/08; Traded to New Orleans on 7/15/14

Kelvin Cato #13 • 6-11/275 • 8/26/74 • Iowa State

5 Seasons w/Rockets (1999-00 to 2003-04); 317 GP (5 Playoff GP): 6.2 ppg, 6.2 rpg, 0.5 apg
Acquired via trade with Portland on 10/2/99; Traded to Orlando on 6/28/04

Tyson Chandler #19 • 7-0/235 • 10/2/82 • Dominguez HS (CA)

1 Season w/Rockets (2019-20); 26 GP (1 Playoff GP): 1.3 ppg, 2.5 rpg, 0.2 apg
Signed as free agent on 7/18/19

Derrick Chievous #3 • 6-7/220 • 7/3/67 • Missouri

2 Seasons w/Rockets (1988-89 to 1989-90); 122 GP (4 Playoff GP): 8.1 ppg, 2.7 rpg, 0.9 apg
16th overall pick in 1988 NBA Draft; Traded to Cleveland on 2/21/90

Antoine Carr #55 • 6-9/270 • 7/23/61 • Wichita State

1 Season w/Rockets (1998-99); 18 GP: 2.6 ppg, 1.7 rpg, 0.5 apg
Signed as free agent on 1/22/99; Traded to Vancouver on 8/27/99

Pete Chilcutt #32 • 6-10/232 • 9/14/68 • North Carolina

1 Season w/Rockets (1994-95 to 1995-96); 142 GP (21 Playoff GP): 3.9 ppg, 3.3 rpg, 0.6 apg
Signed as free agent on 10/29/94; Traded to Vancouver on 6/19/96

Chris Chiozza #2 • 6-0/176 • 11/25/95 • Florida

1 Season w/Rockets (2018-19); 7 GP: 0.9 ppg, 0.6 rpg, 0.6 apg
Signed 10-day contract on 2/22/19; Waived on 3/4/19; Signed as free agent on 3/23/19; Waived on 7/30/19

Marquese Chriss #0 • 6-10/240 • 7/2/97 • Washington

1 Season w/Rockets (2018-19); 16 GP: 1.8 ppg, 1.8 rpg, 0.4 apg
Acquired via trade on 8/31/18; Traded to Cleveland on 2/7/19; Acquired via trade with Dallas on 6/24/22;
Traded to Oklahoma City on 9/29/22

Josh Christopher #9 • 6-5/215 • 12/8/01 • Arizona State

2 Seasons w/Rockets (2021-22 to 2022-23); 138 GP: 6.9 ppg, 1.9 rpg, 1.6 apg
24th overall pick in 2021 NBA Draft; Traded to Memphis on 7/8/23

Gary Clark #6 • 6-8/225 • 11/16/94 • Cincinnati

2 Seasons w/Rockets (2018-19 to 2019-20); 69 GP (2 Playoff GP): 3.2 ppg, 2.3 rpg, 0.4 apg
Signed as free agent on 7/5/18; Converted to two-way contract on 10/13/18 and a full-time contract on 12/6/18; Waived on 1/7/20

Chris Clemons • 5-9/180 • 7/23/97 • Campbell

1 Season w/Rockets (2019-20); 33 GP (2 Playoff GP): 4.9 ppg, 0.9 rpg, 0.8 apg
Signed as free agent on 7/3/19 and converted to two-way contract on 10/17/19 and to standard contract on 12/27/19;
Waived on 1/22/21

E.C. Coleman #44, #12 • 6-8/225 • 9/25/50 • Houston Baptist

2 Seasons w/Rockets (1973-74; 1978-79); 64 GP: 4.9 ppg, 4.0 rpg, 1.2 apg
51st pick in 1973 NBA Draft; Taken in 1974 Expansion Draft by Utah; Signed as free agent on 11/14/78; Waived on 11/26/78

Jason Collier #52 • 6-0/176 • 11/25/95 • Florida

3 Seasons w/Rockets (2000-01 to 2002-03); 61 GP: 3.5 ppg, 2.4 rpg, 0.3 apg
Acquired rights from Milwaukee on 7/17/00

Sean Colson #20 • 6-0/175 • 7/1/75 • Charlotte

1 Season w/Rockets (2000-01); 10 GP: 1.5 ppg, 0.7 apg, 0.3 rpg
Signed pair of 10-day contracts beginning on 2/28/01 before signing for the remainder of the season on 3/20/01

Lester Conner #7 • 6-4/185 • 9/17/59 • Oregon State

1 Season w/Rockets (2000-01); 52 GP (1 Playoff GP): 2.5 ppg, 1.1 rpg, 0.7 rpg
Signed as a free agent on 10/9/87; Traded to New Jersey on 11/2/88

Will Conroy #12, #5 • 6-2/195 • 12/8/82 • Washington

1 Season w/Rockets (2009-10); 5 GP: 1.2 ppg, 1.4 apg, 0.6 rpg
Signed as free agent on 9/30/09; Waived on 10/22/09; Signed a 10-day contract on 1/28/10 and 3/2/10

Brian Cook #43 • 6-9/250 • 12/4/80 • Illinois

2 Season w/Rockets (2008-09 to 2009-10); 24 GP (6 Playoff GP): 1.4 ppg, 0.6 rpg, 0.1 apg
Acquired via trade from Orlando on 2/19/09; Waived on 2/20/10

Daequan Cook #14 • 6-0/175 • 7/1/75 • Charlotte

1 Season w/Rockets (2012-13); 16 GP: 3.4 ppg, 1.1 rpg, 0.6 apg
Acquired via trade with Oklahoma City on 10/27/12; Waived on 1/1/13

DeMarcus Cousins #15 • 6-10/270 • 9/13/90 • Kentucky

1 Season w/Rockets (2020-21); 25 GP: 9.6 ppg, 7.6 rpg, 2.4 apg
Signed as free agent on 12/1/20; Waived on 2/23/21

Robert Covington #33 • 6-9/215 • 12/14/90 • Tennessee State

2 Seasons w/Rockets (2013-14; 2019-20); 29 GP (12 Playoff GP): 9.3 ppg, 6.2 rpg, 1.1 apg
Signed as free agent on 7/13/13; Waived on 10/25/14; Acquired via trade from the L.A. Clippers on 2/5/20;
Traded to Portland on 11/22/20

Dick Cunningham • 6-10/252 • 7/11/46 • Murray State

1 Season w/Rockets (1971-72); 63 GP: 2.7 ppg, 3.9 rpg, 0.9 apg
Acquired via trade with Milwaukee on 9/12/71; Traded to Milwaukee on 9/18/72

Rockets All-Time Roster

Earl Cureton #35 • 6-9/215 • 9/3/57 • Detroit

1 Season w/Rockets (1993-94); 2 GP (10 Playoff GP): 2.0 ppg, 6.0 rpg
Signed as free agent on 4/21/94

Bill Curley #15 • 6-9/245 • 5/29/72 • Boston College

1 Season w/Rockets (1999-00); 4 GP: 3.0 ppg, 2.0 rpg
Signed pair of 10-day contracts beginning on 1/13/00

Samuel Dalembert #21 • 6-11/250 • 5/10/81 • Seton Hall

1 Season w/Rockets (2011-12); 65 GP: 7.5 ppg, 7.0 rpg, 0.5 apg
Signed as free agent on 12/21/11; Traded to Milwaukee on 6/27/12

Troy Daniels #30 • 6-4/204 • 7/15/91 • Virginia Commonwealth

2 Seasons w/Rockets (2013-14 to 2014-15); 22 GP (4 Playoff GP): 4.0 ppg, 0.5 rpg, 0.4 apg
Signed as free agent on 10/17/13; Waived on 10/26/13; Signed as a free agent on 2/21/14; Traded to Minnesota on 12/19/014

N'Faly Dante #3 • 6-11/265 • 10/19/01 • Oregon

1 Season w/Rockets (2024-25); 4 GP: 6.0 ppg, 5.3 rpg, 0.5 apg.
Signed as two-way contract on 7/9/24

Emanuel Davis #15 • 6-5/195 • 9/27/68 • Delaware State

2 Seasons w/Rockets (1996-97 to 1997-98); 58 GP: 4.3 ppg, 1.5 apg, 1.2 rpg
Signed as free agent on 6/26/96

Jim Davis #30 • 6-9/225 • 12/18/41 • Colorado

1 Season w/Rockets (2020-21); 12 GP: 5.2 ppg, 3.7 rpg, 0.4 apg
Acquired via trade with Atlanta on 11/9/71; Traded to Detroit on 12/9/71

Josh Davis #18 • 6-8/240 • 9/10/80 • Wyoming

1 Season w/Rockets (2005-06); 1 GP
Signed as free agent on 12/29/05; Waived on 1/4/06

Darius Days #5 • 6-7/245 • 10/2/99 • LSU

1 Season w/Rockets (2022-23); 4 GP: 3.8 ppg, 1.5 rpg, 0.3 apg
Claimed off waivers from Miami on 10/11/22 and was converted to a two-way contract; Waived on 10/23/23

Sam Dekker #7 • 6-9/230 • 5/6/94 • Wisconsin

2 Seasons w/Rockets (2015-16 to 2016-17); 80 GP (4 Playoff GP): 6.3 ppg, 3.6 rpg, 1.0 apg
18th pick in 2015 NBA Draft; Traded to L.A. Clippers on 6/28/17

Carlos Delfino #10 • 6-6/230 • 9/29/82 • Argentina

1 Season w/Rockets (2012-13); 67 GP (5 Playoff GP): 10.6 ppg, 3.3 rpg, 2.0 apg
Signed as a free agent on 8/20/12; Waived on 6/30/13

Michael Dickerson #3 • 6/25/75 • 6/25/75 • Arizona

1 Season w/Rockets (1998-99); 50 GP (4 Playoff GP): 10.9 ppg, 1.9 apg, 1.7 rpg
14th pick in 1998 NBA Draft; Traded to Memphis on 8/27/99

Byron Dinkins #9 • 6-2/170 • 6/15/67 • North Carolina-Charlotte

1 Season w/Rockets (1989-90); 33 GP: 3.5 ppg, 2.3 apg, 1.2 rpg
Signed as free agent on 8/2/89; Waived on 11/1/90

Jacky Dorsey #44 • 6-7/230 • 12/18/54 • Georgia

1 Season w/Rockets (1978-79); 20 GP (1 Playoff GP): 2.8 ppg, 1.2 rpg, 0.1 apg
Signed as free agent on 5/11/78; Waived on 11/12/79

Joey Dorsey #15 • 6-8/268 • 12/16/83 • Memphis

3 Seasons w/Rockets (2008-09 to 2009-10; 2014-15); 79 GP: 2.5 ppg, 3.9 rpg, 0.4 apg
Acquired rights via trade with Portland on 6/26/08; Traded to Sacramento on 2/18/10;
Signed as free agent on 7/19/14; Traded to Denver on 7/20/15

Toney Douglas #15 • 6-2/185 • 3/16/86 • Florida State

1 Season w/Rockets (2012-13); 49 GP: 8.1 ppg, 1.9 apg, 1.8 rpg
Acquired via trade with New York on 7/11/12; Traded to Sacramento on 2/20/13

Goran Dragic #3 • 6-3/190 • 5/6/86 • Slovenia

2 Seasons w/Rockets (2010-11 to 2011-12); 88 GP: 10.7 ppg, 4.6 apg, 2.5 rpg
Acquired via trade with Phoenix on 2/24/11

Bryce Drew #11 • 6-3/185 • 9/21/74 • Valparaiso

2 Seasons w/Rockets (1998-99 to 1999-00); 106 GP (1 Playoff GP): 5.1 ppg, 2.0 ap, 1.3 rpg
16th pick in 1998 NBA Draft; Traded to Chicago on 9/28/00

Clyde Drexler #22 • 6-7/222 • 6/22/62 • Houston

4 Seasons w/Rockets (1994-95 to 1997-98); 219 GP (51 Playoff GP): 19.0 ppg, 6.1 rpg, 5.4 apg
Acquired via trade with Portland on 2/14/95

Mike Dunleavy #31, #10 • 6-3/180 • 3/21/54 • South Carolina

5 Seasons w/Rockets (1977-78 to 1981-82); 280 GP (30 Playoff GP): 8.4 ppg, 3.8 apg, 1.6 rpg
Signed as free agent on 3/10/78

Tari Eason #17 • 6-8/216 • 5/10/01 • LSU

3 Seasons w/Rockets (2022-23 to 2024-25); 161 GP (7 Playoff GP): 10.3 ppg, 6.3 rpg, 1.2 apg
17th pick in 2022 NBA Draft

Rockets All-Time Roster

Vincent Edwards #12 • 6-8/225 • 4/5/96 • Purdue

1 Season w/Rockets (2018-19); 2 GP: 1.5 ppg, 1.0 rpg
Rights acquired from Utah on 6/21/18; Converted to two-way contract on 10/13/18

John Egan #21 • 6-0/180 • 1/31/39 • Providence

2 Seasons w/Rockets (1970-71 to 1971-72); 74 GP: 2.9 2.4 ppg, 1.4 apg, 0.8 rpg
Acquired via trade from Cleveland on 12/9/70

Craig Ehlo #3 • 66-7/205 • 9/11/61 • Washington State

3 Seasons w/Rockets (1983-84 to 1985-86); 88 GP (13 Playoff GP): 2.4 ppg, 0.9 rpg, 0.7 apg
48th overall pick in 1983 NBA Draft; Waived on 10/30/86

Mario Elie #17 • 6-5/250 • 9/26/63 • American International

5 Seasons w/Rockets (1993-94 to 1997-98); 344 GP (74 Playoff GP): 9.8 ppg, 3.1 apg, 2.7 rpg
Rights acquired from Portland on 8/2/93

James Ennis #8 • 6-6/215 • 7/1/90 • Cal State Long Beach

1 Season w/Rockets (2018-19); 40 GP: 7.4 ppg, 2.9 rpg, 0.7 apg
Signed as free agent on 7/13/18; Traded to Philadelphia on 2/7/19

Tyler Ennis #6 • 6-3/194 • 9/24/94 • Syracuse

1 Season w/Rockets (2016-17); 31 GP: 1.9 ppg, 1.1 apg, 0.6 rpg
Acquired via trade with Milwaukee on 9/22/16; Traded to L.A. Lakers on 2/23/17

Kenneth Faried #35 • 6-8/220 • 11/19/89 • Morehead State

1 Season w/Rockets (2018-19); 25 GP (6 Playoff GP): 12.9 ppg, 8.2 rpg, 0.7 apg
Signed as free agent on 1/21/19

Dave Feitl #5 • 7-0/240 • 6/8/62 • Texas-El Paso

2 Seasons w/Rockets (1986-87; 1991-92); 62 GP (6 Playoff GP): 3.2 ppg, 1.9 rpg, 0.3 apg
43rd pick in 1986 NBA Draft; Traded to Golden State on 11/5/87; Signed as free agent on 10/6/90

Bruno Fernando #20 • 6-9/240 • 9/15/98 • Maryland

2 Seasons w/Rockets (2021-22 to 2022-23); 41 GP: 4.8 ppg, 4.0 rpg, 0.8 apg
Acquired via trade with Boston on 2/10/22; Converted to two-way contract on 9/30/22 then signed a standard contract on 10/2/22;
Traded to Atlanta on 2/9/23

Henry Finkel #17 • 7-0/240 • 4/20/42 • Dayton

2 Seasons w/Rockets (1967-68 to 1968-69); 88 GP (2 Playoff GP): 8.5 ppg, 5.5 rpg, 1.1 apg
Acquired in 1967 Expansion Draft from L.A. Lakers; Traded to Boston on 8/22/69

Eric "Sleepy" Floyd #11, #21 • 6-3/175 • 3/6/60 • Georgetown

6 Season w/Rockets (1987-88 to 1992-93); 439 GP (22 Playoff GP): 11.5 ppg, 5.4 apg, 2.5 rpg
Acquired via trade with Golden State on 12/12/87; Waived on 8/2/93

Jonny Flynn #9 • 6-0/185 • 2/6/89 • Syracuse

1 Season w/Rockets (2011-12); 11 GP: 3.4 ppg, 2.5 apg, 0.7 rpg
Acquired via trade with Minnesota on 6/23/11; Traded to Portland on 3/15/12

Alton Ford #1 • 6-9/280 • 5/29/81 • Houston

1 Season w/Rockets (2003-04); 9 GP: 1.7 ppg, 1.2 rpg, 0.3 apg
Signed as free agent on 11/9/23; Waived on 11/19/03; Signed as free agent on 11/23/03; Waived on 1/6/04

Phil Ford #1 • 6-2/186 • 2/9/56 • North Carolina

2 Seasons w/Rockets (1983-84 to 1984-85); 106 GP: 5.8 ppg, 4.4 apg, 1.5 rpg
Signed as free agent on 9/30/83; Waived on 12/18/84

Courtney Fortson #9 • 5-11/185 • 5/23/88 • Arkansas

1 Season w/Rockets (2011-12); 6 GP: 3.0 ppg, 1.2 rpg, 0.8 apg
Signed 10-day contract on 3/17/12 and for remainder of season on 3/27/12; Waived on 9/25/12

Richie Frahm #14 • 6-5/210 • 9/14/77 • Gonzaga

1 Season w/Rockets (2005-06); 8 GP: 5.3 ppg, 1.3 rpg, 0.8 apg
Claimed off waivers from Minnesota on 3/20/06

Steve Francis #3 • 6-3/210 • 2/21/77 • Maryland

6 Seasons w/Rockets (1990-00 to 2003-04; 2007-08); 384 GP (5 Playoff GP): 19.0 ppg, 6.3 apg, 6.0 rpg
Rights acquired from Vancouver on 8/27/99; Traded to Orlando on 6/28/04; Signed as a free agent on 7/19/07;
Traded to Memphis on 12/23/08

Michael Frazier #21 • 6-3/200 • 3/8/94 • Florida

1 Season w/Rockets (2019-20); 13 GP (4 Playoff GP): 2.1 ppg, 0.8 rpg, 0.2 apg
Signed as free agent on 4/6/19; Waived on 10/17/19; Signed two-way contract on 10/20/19

World B. Free #21 • 6-3/190 • 12/9/53 • Guilford

1 Season w/Rockets (1987-88); 58 GP (2 Playoff GP): 6.4 ppg, 1.0 apg, 0.8 rpg
Signed as free agent on 10/1/87; Waived on 7/15/88

Reece Gaines #4 • 6-6/205 • 1/7/81 • Louisville

1 Season w/Rockets (2004-05); 10 GP: 2.6 ppg, 1.3 rpg, 0.3 apg
Acquired via trade from Orlando on 6/28/04; Traded to Milwaukee on 2/24/05

Dave Gambee #20 • 6-6/215 • 4/16/1937 • Oregon State

1 Season w/Rockets (1967-68); 80 GP: 13.4 ppg, 5.8 rpg, 1.2 apg
Acquired in 1967 Expansion Draft from Philadelphia; Taken in 1968 NBA Expansion Draft by Milwaukee

Rockets All-Time Roster

Francisco Garcia #32 • 6-7/195 • 12/31/80 • Louisville

3 Seasons w/Rockets (2012-13 to 2014-15); 87 GP (8 Playoff GP); 5.5 ppg, 1.9 rpg, 1.1 apg
Claimed off waivers from Minnesota on 3/20/06

Winston Garland #22 • 6-2/175 • 12/19/64 • S.W. Missouri State

1 Season w/Rockets (1992-93); 66 GP (12 Playoff GP); 5.9 ppg, 2.1 apg, 1.6 rpg
Signed as free agent on 11/12/92

Calvin Garrett #00 • 6-7/195 • 7/11/56 • Oral Roberts

3 Seasons w/Rockets (1980-81 to 1982-83); 125 GP (2 Playoff GP); 5.3 ppg, 2.9 rpg, 1.7 apg
Acquired rights from Chicago on 6/10/80; Waived on 11/12/82

Usman Garuba #16 • 6-8/220 • 3/9/02 • Spain

2 Season w/Rockets (2021-22 to 2022-23); 99 GP; 2.8 ppg, 3.9 rpg, 0.8 apg
23rd overall pick in 2021 NBA Draft; Traded to Atlanta on 7/8/23

Dick Gibbs #40 • 6-5/210 • 12/20/48 • Texas El-Paso

1 Season w/Rockets (1971-72); 65 GP; 3.6 ppg, 2.2 rpg, 0.8 apg
Acquired rights from Chicago on 6/9/71; Traded to Sacramento on 11/2/72

Dan Godfread #35 • 6-10/250 • 6/14/67 • Evansville

1 Season w/Rockets (1991-92); 1 GP
Signed as free agent on 11/29/91; Waived on 12/7/91

Eric Gordon #10 • 6-4/215 • 12/25/88 • Indiana

7 Seasons w/Rockets (2016-17 to 2022-23); 379 GP (51 Playoff GP); 15.7 ppg, 2.3 rpg, 2.3 apg
Signed as a free agent on 7/9/16; Traded to L.A. Clippers on 2/9/23

Andrew Goudelock #0 • 6-3/200 • 12/7/88 • College of Charleston

1 Season w/Rockets (2015-16); 8 GP (2 Playoff GP); 2/8 ppg, 0.5 apg, 0.3 rpg
Signed as free agent on 3/9/16; Waived on 7/8/16

Stephen Graham #9 • 6-6/215 • 6/11/82 • Oklahoma State

1 Season w/Rockets (2005-06); 6 GP; 2.8 ppg, 1.2 rpg, 0.5 apg
Signed as free agent on 12/12/05; Waived on 12/29/05

Devin Gray #9 • 6-7/240 • 3/10/72 • Clemson

1 Season w/Rockets (1999-00); 21 GP; 2.3 ppg, 1.2 rpg, 0.2 apg
Signed as free agent on 12/10/99; Waived on 1/5/00; Signed first of two 10-day contracts beginning on 1/7/00
and then for remainder of season on 1/27/00

Gerald Green #25, #14 • 6-8/200 • 1/26/86 • Gulf Shores Academy

3 Seasons w/Rockets (2007-08; 2017-18 to 2018-19); 115 GP (28 Playoff GP); 10.2 ppg, 2.8 rpg, 0.6 apg
Acquired via trade with Minnesota on 2/21/08; Waived on 3/8/08; Signed as free agent on 12/28/17; Traded to Denver on 2/5/20;
Signed as free agent on 11/30/20; Waived on 12/19/20

Jalen Green #0, #4 • 6-6/178 • 2/9/02 • G League Ignite

4 Seasons w/Rockets (2021-22 to 2024-25); 307 GP (7 Playoff GP); 20.1 ppg, 4.3 rpg, 3.4 apg
2nd overall pick in 2021 NBA Draft

Jeff Green #32 • 6-8/235 • 9/28/86 • Georgetown

3 Seasons w/Rockets (2019-20; 2023-24 to 2024-25); 128 GP (15 Playoff GP); 7.0 ppg, 2.3 rpg, 0.9 apg
Signed 10-day contract on 2/18/20 and for remainder of season on 2/28/20; Signed as free agent on 7/6/23

Johnny Green #24 • 6-6/210 • 12/8/33 • Michigan State

1 Season w/Rockets (1967-68); 42 GP; 13.9 ppg, 10.1 rpg, 1.4 apg
Acquired in 1967 Expansion Draft from Washington; Traded to Philadelphia on 1/10/68

Adrian Griffin #7 • 6-5/203 • 7/4/74 • Seton Hall

1 Season w/Rockets (2003-04); 19 GP; 0.6 ppg, 1.0 rpg, 0.5 apg
Signed as free agent on 8/7/03; Traded to Chicago on 9/8/04

Eddie Griffin #33 • 6-10/220 • 5/30/82 • Seton Hall

2 Seasons w/Rockets (2001-02 to 2002-03); 150 GP; 8.7 ppg, 5.8 rpg, 0.9 apg
Rights acquired from New Jersey on 6/27/01; Waived on 12/19/03

Matt Guokas #11 • 6-6/195 • 2/25/44 • St. Joseph's

1 Season w/Rockets (1973-74); 39 GP; 5.3 ppg, 3.4 apg, 1.5 rpg
Acquired via trade from Sacramento on 10/29/73; Traded to Buffalo on 2/1/74

Jordan Hamilton #5 • 6-7/220 • 10/6/90 • Texas

1 Season w/Rockets (2013-14); 21 GP; 6.6 ppg, 2.9 rpg, 0.9 apg
Acquired via trade with Denver on 2/20/14

Thomas Hamilton #30 • 7-2/330 • 4/3/75 • Chicago King HS

1 Season w/Rockets (1999-00); 22 GP; 3.7 ppg, 4.1 rpg, 0.7 apg
Signed as free agent on 9/2/99; Waived on 1/13/00

James Harden #13 • 6-5/220 • 9/26/89 • Arizona State

9 Seasons w/Rockets (2012-13 to 2020-21); 621 GP (85 Playoff GP); 29.6 ppg, 7.7 apg, 6.0 rpg
Acquired via trade with Oklahoma City on 10/27/12; Traded to Brooklyn on 1/16/21

Montrezl Harrell #35 • 6-8/240 • 1/26/94 • Louisville

2 Seasons w/Rockets (2015-16 to 2016-17); 97 GP (7 Playoff GP); 6.9 ppg, 2.9 rpg, 0.8 apg
32nd overall pick in 2015 NBA Draft; Traded to L.A. Clippers on 6/28/17

Rockets All-Time Roster

Othella Harrington #3 • 6-9/235 • 1/31/74 • Georgetown

3 Seasons w/Rockets (1996-97 to 1998-99); 156 GP (14 Playoff GP): 6.6 ppg, 4.2 rpg, 0.4 apg
30th overall pick in 1996 NBA Draft; Traded to Vancouver on 8/27/99

Mike Harris #19, #17, #33 • 6-6/235 • 6/15/83 • Rice

3 Seasons w/Rockets (2007-08; 2009-10; 2010-11); 29 GP (3 Playoff GP): 3.3 ppg, 2.7 rpg, 0.2 apg
Signed as free agent on 7/13/07; Waived on 10/22/07; Signed first of two 10-day contracts on 3/8/08 and for remainder of season on 3/29/08; Waived on 10/22/08; Signed as free agent on 12/23/09; Waived on 1/6/10; Signed as free agent on 3/24/10; Waived on 10/18/10; Signed first of two 10-day contracts on 3/22/11

Steve Harris #20 • 6-5/195 • 10/15/63 • Tulsa

3 Seasons w/Rockets (1985-86 to 1987-88); 145 GP (24 Playoff GP): 6.6 ppg, 1.7 rpg, 1.2 apg
19th overall pick in 1985 NBA Draft; Traded to Golden State on 12/12/87

Isaiah Hartenstein #55 • 7-0/249 • 5/5/98 • G League (Rio Grande Valley)

2 Seasons w/Rockets (2018-19 to 2019-20); 51 GP: (2 Playoff GP): 3.1 ppg, 2.7 rpg, 0.6 apg
43rd overall pick in 2017 NBA Draft; Waived on 6/26/20

Steve Hawes #10 • 6-9/220 • 5/26/50 • Washington

2 Seasons w/Rockets (1974-75 to 1975-76); 61 GP (8 Playoff GP): 5.5 ppg, 4.8 rpg, 1.6 apg
Acquired via trade with Cleveland on 9/21/72; Traded to Portland on 11/13/75

Juaquin Hawkins #1 • 6-7/220 • 7/2/73 • Long Beach State

1 Season w/Rockets (2002-03); 58 GP: 2.3 ppg, 1.3 rpg, 0.8 apg
Signed as free agent on 9/30/02

Chuck Hayes #44 • 6-6/238 • 6/11/83 • Kentucky

7 Seasons w/Rockets (2005-06 to 20010-11; 2015-16); 426 GP (26 Playoff GP): 4.4 ppg, 5.7 rpg, 1.3 apg
Signed as free agent on 10/3/05; Waived on 10/25/05; Signed 10-day contract on 1/18/05 and for remainder of season on 1/28/06;
Signed as free agent on 11/1/15; Waived on 11/8/15

Elvin Hayes #11, #44 • 6-9/235 • 11/17/45 • Houston

7 Seasons w/Rockets (1968-69 to 1971-72; 1981-82 to 1983-84); 572 GP (9 Playoff GP): 20.6 ppg, 12.2 rpg, 1.9 apg
1st overall pick in 1968 NBA Draft; Traded to Washington on 6/23/72; Acquired via trade with Washington on 6/8/81

Luther Head #2 • 6-3/185 • 11/26/82 • Illinois

4 Seasons w/Rockets (2005-06 to 2008-08); 255 GP (12 Playoff GP): 8.8 ppg, 2.7 rpg, 2.3 apg
24th overall pick in 2005 NBA Draft; Waived on 2/28/09

Alvin Heggs #55 • 6-8/225 • 12/12/67 • Texas

1 Season w/Rockets (1995-96); 4 GP: 2.0 ppg, 0.5 rpg
Signed as free agent on 10/5/95; Waived on 11/19/95

Gerald Henderson #9 • 6-2/180 • 1/16/56 • Virginia Commonwealth

1 Season w/Rockets (1992-93); 8 GP: 1.5 ppg, 0.6 apg, 0.3 rpg
Signed as free agent on 10/3/91; Waived on 10/28/91; Signed as free agent on 11/25/91; Waived on 1/7/92

Tom Henderson #6 • 6-3/190 • 1/26/52 • Hawaii

4 Seasons w/Rockets (1979-80 to 1982-83); 258 GP (31 Playoff GP): 5.6 ppg, 4.0 apg, 1.6 rpg
Signed as free agent on 7/16/79

Conner Henry #4 • 6-7/195 • 7/21/63 • UC-Santa Barbara

1 Season w/Rockets (1986-87); 18 GP: 2.9 ppg, 0.8 rpg, 0.8 apg
89th pick in 1986 NBA Draft; Waived on 12/23/86

Carl Herrera #7 • 6-9/225 • 12/14/66 • Houston

4 Seasons w/Rockets (1991-92 to 1994-95); 260 GP (29 Playoff GP): 6.0 ppg, 4.3 rpg, 0.7 apg
Rights acquired from Miami on 6/27/90

Phil Hicks #33 • 6-7/205 • 1/31/53 • Tulane

1 Season w/Rockets (1976-77); 2 GP
27th overall pick in 1976 NBA Draft; Waived on 10/29/76

Jordan Hill #27 • 6-10/235 • 7/27/87 • Arizona

3 Seasons w/Rockets (2009-10 to 2011-12); 127 GP: 5.6 ppg, 4.5 rpg, 0.4 apg
Acquired via trade with New York on 2/18/10; Traded to L.A. Lakers on 3/15/12

Nate Hinton #14 • 6-5/210 • 6/8/99 • Houston

1 Season w/Rockets (2023-24); 15 GP: 2.2 ppg, 1.5 rpg, 0.7 apg
Signed two-way contract on 10/23/23

Aaron Holiday #0 • 6-0/185 • 9/30/96 • UCLA

2 Seasons w/Rockets (2023-24 to 2024-25); 140 GP (3 Playoff GP): 6.1 ppg, 1.6 apg, 1.4 rpg
Signed as free agent on 7/10/23

Lionel Hollins #9 • 6-3/185 • 10/19/53 • Arizona State

1 Season w/Rockets (1984-85); 80 GP (5 Playoff GP): 7.6 ppg, 5.2 apg, 2.2 rpg
Signed as free agent on 9/26/84

Robert Horry #25 • 6-10/225 • 9/25/70 • Alabama

4 Seasons w/Rockets (1992-93 to 1995-96); 295 GP (65 Playoff GP): 10.5 ppg, 5.3 rpg, 3.1 apg
11th overall pick in 1992 NBA Draft

Rockets All-Time Roster

Danuel House Jr. #4 • 6-7/220 • 6/7/93 • Texas A&M

4 Seasons w/Rockets (2018-19 to 2021-22); 154 GP (16 Playoff GP): 9.2 ppg, 3.8 rpg, 1.4 apg
Signed as free agent on 10/13/17; Waived on 10/14/17; Signed as free agent on 11/26/18; Waived on 12/4/18;
Signed two-way contract on 12/6/18 and for remainder of season on 3/12/19; Waived on 12/18/21.

Dwight Howard #12 • 6-11/265 • 12/8/85 • SW Atlanta Christian Academy

3 Seasons w/Rockets (2013-14 to 2015-16); 183 GP (28 Playoff GP): 16.0 ppg, 11.7 rpg, 1.5 apg
Signed as free agent on 7/13/13

Juwan Howard #5 • 6-9/253 • 2/7/73 • Michigan

3 Seasons w/Rockets (2004-05 to 2006-07); 221 GP (7 Playoff GP): 10.4 ppg, 6.1 rpg, 1.5 apg
Acquired via trade from Orlando on 6/28/04; Traded to Minnesota on 6/11/07

William Howard #52 • 6-8/207 • 10/25/93 • G League (Salt Lake City)

1 Season w/Rockets (2019-20); 2 GP
Signed two-way contract on 12/27/19

Trevor Hudgins #12 • 6-0/180 • 3/23/99 • Northwest Missouri State

1 Season w/Rockets (2022-23); 5 GP: 1.8 ppg, 0.6 apg
Signed two-way contract on 7/1/22; Waived on 10/23/23

R.J. Hunter #2, #6 • 6-5/185 • 10/24/93 • Georgia State

1 Seasons w/Rockets (2018-19); 25 GP: 3.8 ppg, 1.0 rpg, 0.6 apg
Signed two-way contract on 1/14/18; Waived on 8/18/18

Aaron Jackson #5 • 6-4/185 • 6/30/85 • Duquesne

1 Season w/Rockets (2017-18); 1 GP (7 Playoff GP)
Signed as free agent on 4/11/18; Waived on 7/5/18

Bobby Jackson #8 • 6-1/185 • 3/13/73 • Minnesota

1 Season w/Rockets (2007-08); 26 GP (6 Playoff GP): 8.8 ppg, 2.7 rpg, 2.4 apg
Acquired via trade with New Orleans on 2/21/08; Traded to Sacramento on 8/14/08

Demetrius Jackson #11 • 6-1/201 • 9/7/94 • Notre Dame

1 Season w/Rockets (2017-18); 12 GP: 0.7 ppg, 0.9 rpg, 0.4 apg
Signed two-way contract on 8/21/17; Waived on 1/6/18 and signed a 10-day contract

Jaren Jackson #12 • 6-6/200 • 10/27/67 • Georgetown

1 Season w/Rockets (1995-96); 4 GP: 2.0 ppg, 0.8 rpg
Signed first of two 10-day contracts on 2/22/96

Jim Jackson #21 • 6-6/220 • 10/14/70 • Ohio State

2 Seasons w/Rockets (2003-04 to 2004-05); 104 GP (5 Playoff GP): 13.0 ppg, 5.8 rpg, 3.0 apg
Signed as free agent 9/30/03; Traded to New Orleans on 12/27/04

Mark Jackson #31 • 6-3/205 • 4/1/65 • St. John's

1 Season w/Rockets (2003-04); 42 GP (5 Playoff GP): 2.5 ppg, 2.8 apg, 1.7 rpg
Signed as free agent on 1/15/04

Dave Jamerson #32 • 6-5/192 • 9/13/67 • Ohio

2 Seasons w/Rockets (1990-91 to 1991-92); 85 GP (2 Playoff GP): 3.6 ppg, 0.9 rpg, 0.7 apg
Acquired rights from Miami on 6/27/90; Waived on 11/1/93

Henry James #21 • 6-8/220 • 7/29/65 • St. Mary's (TX)

1 Season w/Rockets (1995-96); 7 GP: 4.3 ppg, 0.9 rpg, 0.3 apg
Signed first of two 10-day contracts beginning on 1/18/96

Mike James #13, #7 • 6-2/188 • 6/23/75 • Duquesne

1 Season w/Rockets (2004-05; 2007-08); 60 GP (7 Playoff GP): 9.2 ppg, 3.3 rpg, 2.2 apg
Acquired via trade with Milwaukee on 2/24/05; Traded to Toronto on 10/4/05; Acquired via trade with Minnesota on 6/11/07;
Traded to New Orleans on 2/21/08

DaQuan Jeffries #55 • 6-5/230 • 9/30/97 • Tulsa

1 Season w/Rockets (2020-21); 13 GP: 4.9 ppg, 3.2 rpg, 1.2 apg
Claimed off waivers from Sacramento on 4/5/21; Waived on 5/13/21

Jared Jeffries #20 • 6-11/240 • 11/25/81 • Indiana

2 Seasons w/Rockets (2009-10 to 2010-11); 36 GP: 3.2 ppg, 2.8 rpg, 0.8 apg
Acquired via trade with New York on 2/18/10; Waived on 2/25/11

Chris Jent #21 • 6-7/222 • 1/11/70 • Ohio State

1 Season w/Rockets (1993-94); 3 GP (11 Playoff GP): 10.3 ppg, 5.0 rpg, 2.3 apg
Signed as free agent on 4/19/94; Waived on 12/1/94

Alfonso "Buck" Johnson #1 • 6-7/200 • 1/3/64 • Alabama

6 Season w/Rockets (1986-87 to 1992-92); 432 GP (20 Playoff GP): 9.6 ppg, 3.6 rpg, 1.8 apg
20th overall pick in 1986 NBA Draft

Avery Johnson #6 • 5-11/180 • 3/25/65 • Southern

1 Season w/Rockets (1991-92); 49 GP: 5.1 ppg, 3.4 apg, 0.9 rpg
Signed first of two 10-day contracts on 1/10/92 and for remainder of season on 1/31/92

Eddie Johnson #8 • 6-7/215 • 5/1/59 • Illinois

3 Seasons w/Rockets (1996-97 to 1998-99); 102 GP (21 Playoff GP): 9.9 ppg, 2.5 rpg, 1.2 apg
Signed as a free agent on 3/3/97

Rockets All-Time Roster

Frank Johnson #15 • 6-3/185 • 11/23/58 • Wake Forest

1 Season w/Rockets (1988-89); 67 GP (4 Playoff GP): 4.4 ppg, 2.7 apg, 1.2 rpg
Acquired via trade with New Jersey on 11/2/88; Taken in 1989 Expansion Draft by Orlando

George E. Johnson #16, #6 • 6-11/255 • 6/19/47 • Stephen F. Austin

2 Seasons w/Rockets (1972-73 to 1973-74); 45 GP: 2.2 ppg, 2.4 rpg, 0.3 apg
Signed as free agent on 2/1/73

Joe Johnson #7 • 6-7/240 • 6/29/81 • Arkansas

1 Season w/Rockets (2017-18); 23 GP (8 Playoff GP): 6.0 ppg, 2.8 rpg, 1.7 apg
Signed as free agent on 2/14/18

John Johnson #34, #27 • 6-7/200 • 10/18/47 • Iowa

3 Seasons w/Rockets (1975-76 to 1977-78); 147 GP (12 Playoff GP): 9.4 ppg, 3.8 rpg, 2.5 apg
Acquired via trade with Portland on 11/13/75; Traded to Seattle on 10/22/77

Lee Johnson #1 • 6-11/210 • 6/16/57 • East Texas State

1 Season w/Rockets (1980-81); 10 GP: 1.7 ppg, 2.0 rpg, 0.1 apg
17th overall pick in 1979 NBA Draft

Nick Johnson #3 • 6-3/200 • 12/22/92 • Arizona

1 Season w/Rockets (2014-15); 28 GP (9 Playoff GP): 2.6 ppg, 1.4 rpg, 0.4 apg
42nd overall pick in 2014 NBA Draft; Traded to Denver on 7/20/15

Bobby Jones #15 • 6-7/215 • 1/9/84 • Minnesota

1 Season w/Rockets (2007-08); 4 GP: 1.0 ppg, 0.3 rpg
Signed 10-day contract on 2/26/08

Caldwell Jones #27 #12 • 6-11/225 • 8/4/50 • Albany State

2 Seasons w/Rockets (1982-83 to 1983-84); 163 GP: 9.7 ppg, 7.7 rpg, 1.8 apg
Acquired via trade with Philadelphia on 9/15/82; Traded to Chicago on 8/10/84

Charles Jones #27 • 6-9/235 • 4/3/57 • Albany State

4 Seasons w/Rockets (1994-95 to 1997-98); 85 GP (27 Playoff GP): 0.4 ppg, 1.4 rpg, 0.2 apg
Signed a 10-day contract on 3/1/95 before signing for remainder of season on 4/22/95

Dwight Jones #13 • 6-10/210 • 2/27/52 • Houston

4 Seasons w/Rockets (1976-77 to 1979-80); 258 GP (14 Playoff GP): 7.3 ppg, 5.1 rpg, 0.9 apg
Signed first of two 10-day contracts on 2/22/96

Major Jones #11 • 6-9/225 • 7/9/53 • Albany State

5 Seasons w/Rockets (1979-80 to 1983-84); 327 GP (18 Playoff GP): 4.6 ppg, 3.7 rpg, 0.6 apg
Signed as free agent on 9/10/79 Waived on 10/23/84

Mason Jones #9 • 6-4/200 • 7/21/98 • Arkansas

1 Season w/Rockets (2020-21); 26 GP: 5.8 ppg, 2.0 rpg, 1.5 apg
Signed first of two 10-day contracts on 2/22/96

Nick Jones #12 • 6-2/190 • 3/28/45 • Oregon

1 Season w/Rockets (1967-68); 42 GP: 5.4 ppg, 2.1 apg, 1.6 rpg
31st overall pick in 1967 NBA Draft;

Robin Jones #34 • 6-9/225 • 2/2/54 • St. Louis

1 Season w/Rockets (1977-78); 12 GP: 2.2 ppg, 1.2 rpg, 0.2 apg
Acquired via trade with Portland on 8/10/77; Waived on 12/5/77

Terrence Jones #6, #9 • 6-9/252 • 1/9/92 • Kentucky

5 Seasons w/Rockets (2012-13 to 2015-16; 2018-19); 180 GP (17 Playoff GP): 10.3 ppg, 5.7 rpg, 1.0 apg
18th overall pick in 2012 NBA Draft; Signed first of two 10-day contracts on 2/22/19; Waived on 3/14/19

Frank Kaminsky #33 • 7-0/240 • 4/4/93 • Wisconsin

1 Season w/Rockets (2022-23); 10 GP: 1.8 ppg, 1.6 rpg, 1.1 apg
Acquired via trade with Atlanta on 2/9/23

Eugene "Goo" Kennedy #30 • 6-5/215 • 8/23/49 • Texas Christian

1 Season w/Rockets (1976-77); 32 GP (6 Playoff GP): 2.0 ppg, 1.6 rpg, 0.2 apg
Signed as free agent on 10/29/76; Waived on 11/30/76; Signed as free agent on 2/1/77; Waived on 9/8/77

Toby Kimball #7 • 6-8/225 • 9/7/42 • Connecticut

4 Seasons w/Rockets (1967-68; 1970-71); 314 GP (6 Playoff GP): 7.3 ppg, 8.4 rpg, 1.3 apg
Taken in 1967 Expansion Draft from Boston; Traded to Milwaukee on 7/30/71

Brandin Knight #10 • 6-0/190 • 12/16/81 • Pittsburgh

1 Season w/Rockets (2004-05); 1 GP
Acquired via trade with Phoenix on 8/31/81; Traded to Cleveland on 2/7/19

Brandon Knight #10 • 6-3/195 • 4/4/93 • Wisconsin

1 Season w/Rockets (2018-19); 12 GP: 3.0 ppg, 0.8 rpg, 0.8 apg
Acquired via trade with Phoenix on 8/31/18; Traded to Cleveland on 2/7/19

Don Kojis #44 • 6-6/202 • 7/15/39 • Marquette

3 Seasons w/Rockets (1967-68 to 1969-70); 206 GP (6 Playoff GP): 19.6 ppg, 9.1 rpg, 2.3 apg
Taken in 1967 Expansion Draft from Chicago; Traded to Seattle on 4/15/70

Rockets All-Time Roster

Kevin Kunnert #20, #44 • 7-0/231 • 11/11/51 • Iowa

5 Seasons w/Rockets (1973-74 to 1977-78); 341 GP (20 Playoff GP); 10.4 ppg, 8.5 rpg, 1.6 apg
Acquired via trade with Buffalo on 2/1/74

C.J. Kupec #25 • 6-8/220 • 1/16/53 • Michigan

1 Season w/Rockets (1977-78); 49 GP: 4.0 ppg, 1.9 rpg, 1.0 apg
Claimed off waivers from L.A. Lakers on 9/27/77; Traded to Milwaukee on 7/26/78

Rodions Kurucs #00 • 6-8/228 • 2/5/98 • Latvia

1 Season w/Rockets (2020-21); 11 GP: 1.2 ppg, 1.0 rpg, 0.4 apg
Acquired via trade with Brooklyn on 1/16/21; Traded to Milwaukee on 3/19/21

Anthony Lamb #33 • 6-6/225 • 1/20/98 • Vermont

1 Season w/Rockets (2020-21); 5.5 ppg, 2.9 rpg, 1.0 apg
Signed two-way contract on 3/8/21; Waived on 10/18/21; Signed two-way contract on 3/23/22

Maciej Lampe #30 • 6-11/275 • 2/5/85 • Latvia

1 Season w/Rockets (2005-06); 4 GP: 1.0 ppg, 1.3 rpg
Acquired via trade with New Orleans on 2/13/06

Jock Landale #2 • 6-11/255 • 1/25/95 • St. Mary's (CA)

2 Seasons w/Rockets (2023-24 to 2024-25); 98 GP (1 Playoff GP): 4.8 ppg, 3.2 rpg, 1.0 apg
Signed as free agent on 7/6/23

Carl Landry • 6-9/248 • 9/19/83 • Purdue

3 Seasons w/Rockets (2007-08 to 2009-10); 163 GP (19 Playoff GP): 11.2 ppg, 5.1 rpg, 0.6 apg
Acquired rights from Seattle on 6/28/07; Trade to Sacramento on 2/18/10

Dan Langhi #14 • 6-11/220 • 11/28/77 • Vanderbilt

2 Seasons w/Rockets (2000-01 to 2001-02); 67 GP: 2.9 ppg, 1.6 rpg, 0.3 apg
Acquired via trade with Dallas on 6/28/00

Stu Lantz #22 • 6-3/175 • 7/13/46 • Nebraska

4 Seasons w/Rockets (1968-69 to 1971-72); 318 GP (6 Playoff GP): 15.6 ppg, 3.9 rpg, 3.4 apg
23rd pick in 1968 NBA Draft; Traded to Detroit on 8/1/72

Ty Lawson #3 • 5-11/195 • 1/13/87 • North Carolina

1 Season w/Rockets (2015-16); 53 GP: 5.8 ppg, 3.4 apg, 1.7 rpg
Acquired via trade with Denver on 7/20/15; Waived on 3/1/16

Allen Leavell #30 • 6-2/190 • 5/27/57 • Oklahoma City

10 Seasons w/Rockets (1979-80 to 1988-89); 700 GP (63 Playoff GP):
104th overall pick in 1979 NBA Draft; Waived on 11/16/86; Signed as free agent on 1/13/87

Courtney Lee #5 • 6-5/200 • 10/3/85 • Western Kentucky

2 Seasons w/Rockets (2010-11 to 2011-12); 139 GP: 9.6 ppg, 2.6 rpg, 1.4 apg
Acquired via trade with New Jersey on 8/11/10; Traded to Boston on 7/20/12

Jeremy Lin #7 • 6-3/200 • 9/23/88 • Harvard

2 Seasons w/Rockets (2012-13 to 2013-14); 153 GP (10 Playoff GP): 13.0 ppg, 5.2 apg, 2.8 rpg
Claimed off waivers from Golden State on 12/11/11; Waived on 12/24/11; Signed as free agent on 7/17/12;
Traded to Lakers on 7/13/14

Randy Livingston #3 • 6-4/209 • 4/2/75 • Louisiana State

1 Season w/Rockets (1996-97); 64 GP (2 Playoff GP): 3.9 ppg, 2.4 apg, 1.5 rpg
42nd overall pick in 1996 NBA Draft; Waived on 10/30/97

Lewis Lloyd #32 • 6-6/205 • 2/22/59 • Drake

5 Seasons w/Rockets (1983-84 to 1986-87); 297 GP (25 Playoff GP): 14.8 ppg, 3.4 apg, 3.1 rpg
Signed as free agent on 8/29/83; Waived on 1/27/89; Signed a pair of 10-day contracts beginning on 2/27/90 and for remainder of season on 3/20/90

Kyle Lowry #7 • 6-0/205 • 3/25/86 • Villanova

4 Seasons w/Rockets (2008-09 to 2011-12); 218 GP (1 Playoff GP): 11.5 ppg, 5.6 apg, 3.9 rpg
Acquired via trade with Memphis on 2/19/09; Traded to Toronto on 7/11/12

John Lucas Jr. #15, #5, #10 • 6-3/185 • 10/31/53 • Maryland

5 Seasons w/Rockets (1976-77 to 1977-78; 1984-85 to 1985-86; 1989-90); 325 GP (17 Playoff GP): 11.6 ppg, 7.3 apg, 2.4 rpg
1st overall pick in 1976 NBA Draft; Sent to Golden State as compensation for signing Rick Barry on 9/5/78; Acquired via trade with San Antonio on 10/4/84; Waived on 12/10/84; Signed as free agent on 2/19/85; Waived on 3/14/86; Signed as free agent on 8/17/89;
Traded to Atlanta on 9/27/90

John Lucas III #15 • 5-11/165 • 11/21/82 • Oklahoma State

2 Seasons w/Rockets (2005-06 to 2006-07); 60 GP (2 Playoff GP): 3.1 ppg, 0.8 apg, 0.7 rpg
Signed as free agent on 12/9/05; Waived on 1/4/06; Signed first of a pair of 10-day contracts beginning on 1/8/06;
Signed as free agent on 7/28/06; Waived on 10/29/07

Scott Machado #1 • 6-1/205 • 6/8/90 • Iona

1 Season w/Rockets (2012-13); 6 GP: 1.3 ppg, 1.0 apg, 0.2 rpg
Signed as free agent on 9/7/12; Waived on 1/7/13

Sam Mack #4, #5, #7 • 5/26/70 • Houston

3 Seasons w/Rockets (1995-96 to 1996-97; 1998-99); 108 GP (10 Playoff GP): 7.9 ppg, 2.3 rpg, 1.6 apg
Signed pair of 10-day contracts beginning on 2/12/96 and for remainder of season on 3/3/96; Traded to Vancouver on 10/28/97;
Acquired via trade with Vancouver on 3/11/99

Rockets All-Time Roster

Tito Maddox #6 • 6-4/190 • 6/7/81 • Fresno State

1 Season w/Rockets (2002-03); 9 GP: 1.2 ppg, 0.8 rpg, 0.6 apg
37th overall pick in 2002 NBA Draft

Moses Malone #21, #24 • 6-10/255 • 3/23/55 • Petersburg HS (VA)

6 Seasons w/Rockets (1976-77 to 1981-82); 464 GP (45 Playoff GP): 24.0 ppg, 15.0 rpg, 1.5 apg
Acquired via trade with Buffalo on 10/24/76; Traded to Philadelphia on 9/15/82

Matt Maloney #12 • 6-3/200 • 12/6/71 • Pennsylvania

3 Seasons w/Rockets (1996-97 to 1998-99); 175 GP (21 Playoff GP): 8.3 ppg, 3.1 apg, 1.8 rpg
Signed as free agent on 10/1/96; Waived on 11/1/99

Jack Marin #24 • 6-6/210 • 10/12/44 • Duke

2 Seasons w/Rockets (1972-73 to 1973-74); 128 GP: 15.6 ppg, 4.7 rpg, 3.2 apg
Acquired via trade with Baltimore on 6/23/72; Traded to Buffalo on 2/17/74

Boban Marjanović #51 • 7-4/290 • 8/15/88 • Serbia

2 Seasons w/Rockets (2022-23 to 2023-24); 45 GP: 3.3 ppg, 2.0 rpg, 0.3 apg
Acquired via trade with Dallas on 6/24/22; Waived on 2/9/23; Signed as free agent on 2/12/23

Kevin Martin #12 • 6-7/185 • 2/1/83 • Western Carolina

3 Seasons w/Rockets (2009-10 to 2011-12); 144 GP (21.3 ppg, 3.0 rpg, 2.5 apg
Acquired via trade with Sacramento on 2/18/10; Traded to Oklahoma City on 10/27/12

KJ Martin #6 • 6-7/215 • 1/6/01 • IMG Academy

3 Seasons w/Rockets (2020-21 to 2022-23); 206 GP: 10.5 rpg, 4.8 rpg, 1.3 apg
Rights acquired from Sacramento on 11/25/00; Traded to L.A. Clippers on 7/8/23

Tony Massenburg #44 • 6-9/250 • 7/13/67 • Maryland

1 Season w/Rockets (1999-00); 10 GP: 4.6 ppg, 2.7 rpg, 0.3 apg
Acquired via trade with Vancouver on 8/27/99

Garrison Mathews #25 • 6-5/215 • 10/24/96 • Lipscomb

2 Seasons w/Rockets (2021-22 to 2022-23); 110 GP: 7.9 ppg, 2.3 rpg, 0.8 apg
Claimed off waivers from Boston on 10/18/21 and converted to two-way contract; Traded to Atlanta on 2/9/23

Cedric Maxwell #18 • 6-8/225 • 11/21/55 • North Carolina-Charlotte

2 Seasons w/Rockets (1986-87 to 1987-88); 117 GP (14 Playoff GP): 5.1 ppg, 3.1 rpg, 1.2 apg
Acquired via trade with the L.A. Clippers on 1/16/87; Traded to Washington on 10/7/88

Vernon Maxwell #11 • 6-5/190 • 9/12/65 • Florida

6 Seasons w/Rockets (1989-90 to 1994-95); 402 GP (40 Playoff GP): 14.9 ppg, 4.3 apg, 2.9 rpg
Acquired via trade with San Antonio on 2/21/90; Waived on 6/30/95

Luc Mbah a Moute #12 • 6-8/230 • 10/28/08 • UCLA

2 Seasons w/Rockets (2017-18; 2019-20); 64 GP (9 Playoff GP): 7.3 ppg, 2.9 rpg, 0.9 apg
Signed as free agent on 7/19/17; Signed as free agent on 7/7/20

Tim McCormick #40 • 7-0/240 • 3/10/62 • Michigan

2 Seasons w/Rockets (1988-89 to 1989-90); 99 GP (7 Playoff GP): 4.6 ppg, 2.9 rpg, 0.6 apg
Acquired via trade with New Jersey on 11/2/88; Traded to Atlanta on 9/27/90

Paul McCracken #4 • 6-4/180 • 9/11/50 • San Fernando Valley State

2 Seasons w/Rockets (1972-73 to 1973-74); 28 GP: 4.0 ppg, 2.0 rpg, 0.7 apg
Signed as free agent on 9/6/72; Waived on 10/2/71; Signed as free agent on 1/29/73; Waived on 11/27/73

Rodney McCray #22 • 6-8/235 • 9/29/61 • Louisville

5 Seasons w/Rockets (1983-84 to 1987-88); 405 GP (39 Playoff GP): 12.5 ppg, 6.7 rpg, 3.8 apg
3rd overall pick in 1983 NBA Draft; Traded to Sacramento on 10/11/88

K.J. McDaniels #32 • 6-6/200 • 2/9/93 • Clemson

3 Seasons w/Rockets (2014-15 to 2016-17); 76 GP (4 Playoff GP): 2.4 ppg, 1.0 rpg, 0.2 apg
Acquired via trade with Philadelphia on 2/19/15; Traded to Brooklyn on 2/23/17

Hank McDowell #8 • 6-9/215 • 11/13/59 • Memphis State

2 Season w/Rockets (1984-85 to 1985-86); 56 GP (13 Playoff GP): 2.0 ppg, 1.3 rpg, 0.3 apg
Acquired via trade with Vancouver on 8/27/99

Jon McGlocklin #11 • 6-5/205 • 6/10/43 • Indiana

1 Season w/Rockets (1967-68); 10 GP: 12.1 ppg, 3.1 rpg, 2.7 apg
Acquired in 1967 Expansion Draft from Cincinnati; Taken in 1968 Expansion Draft by Milwaukee

Tracy McGrady #1, #3 • 6-8/223 • 5/24/79 • Mt. Zion Christian Academy

6 Seasons w/Rockets (2004-05 to 2008-09); 303 GP (20 Playoff GP): 22.7 ppg, 5.6 apg, 5.5 rpg
Acquired via trade with Orlando on 6/28/04; Traded to New York on 2/18/10

Stan McKenzie #40 • 6-5/205 • 10/6/44 • New York

2 Seasons w/Rockets (1972-73 to 1973-74); 37 GP: 2.9 ppg, 1.4 rpg, 0.6 apg
Acquired via trade with Portland on 10/27/72; Waived on 11/7/73

Ben McLemore #16 • 6-3/195 • 2/11/93 • Kansas

2 Seasons w/Rockets (2019-20 to 2020-21); 103 GP (11 Playoff GP): 9.3 ppg, 2.2 rpg, 0.8 apg
Signed as free agent on 7/23/19; Waived on 4/3/21

Rockets All-Time Roster

McCoy McLemore #18 • 6-7/235 • 4/3/42 • Drake

1 Season w/Rockets (1971-72); 17 GP: 2.8 ppg, 2.3 rpg, 0.6 apg
Signed as free agent on 12/11/71

Jack McVeigh #58 • 6-7, 205 • 6/27/96 • Nebraska

1 Season w/Rockets (2024-25); 9 GP: 1.6 ppg, 0.6 rpg, 0.1 apg
Signed as two-way player on 7/25/24

Eric McWilliams #22 • 6-8/200 • 4/18/50 • Long Beach State

1 Season w/Rockets (1972-73); 44 GP: 2.0 ppg, 1.4 rpg, 0.1 apg
37th overall pick in 1972 NBA Draft

Cliff Meely #25 • 6-8/215 • 7/10/47 • Colorado

5 Seasons w/Rockets (1971-72 to 1974-75); 298 GP: 8.7 ppg, 5.6 rpg, 1.3 apg
7th overall pick in 1971 NBA Draft; Waived on 11/27/75

Pops Mensah-Bonsu #21 • 6-9/235 • 9/7/83 • George Washington

1 Season w/Rockets (2009-1); 4 GP: 1.3 ppg, 1.0 rpg, 0.3 apg
Signed as free agent on 9/3/09; Waived on 11/13/09

Joe C. Meriweather #50 • 6-10/218 • 10/26/53 • Southern Illinois

1 Season w/Rockets (1975-76); 81 GP: 10.2 ppg, 6.4 rpg, 1.0 apg
11th overall pick in 1975 NBA Draft; Traded to Atlanta on 6/7/76

Larry Micheaux #40 • 6-9/220 • 3/24/60 • Houston

1 Season w/Rockets (1984-85); 39 GP (5 Playoff GP): 4.2 ppg, 2.5 rpg, 0.4 apg
Signed as free agent on 12/28/84; Waived on 10/24/85

Anthony "Pig" Miller #2, #9 • 6-9/255 • 10/27/71 • Michigan State

3 Seasons w/Rockets (1998-99 to 2000-01); 65 GP: 3.1 ppg, 3.6 rpg, 0.4 apg
Signed as free agent on 1/21/99; Signed a pair of 10-day contracts beginning on 1/6/00 before signing for remainder of season on 1/26/00; Waived on 12/28/00; Signed as free agent on 10/16/03; Waived on 10/23/03.

Brad Miller #52 • 7-0/261 • 4/12/76 • Purdue

1 Season w/Rockets (2010-11); 60 GP: 6.4 ppg, 3.7 rpg, 2.4 apg
Signed as free agent on 7/17/10; Traded to Minnesota on 6/23/11

Dirk Minniefield #10 • 6-3/180 • 1/17/61 • Kentucky

1 Season w/Rockets (1986-87); 63 GP (8 Playoff GP): 7.7 ppg, 5.3 apg, 2.1 rpg
Acquired via trade with Cleveland on 12/8/86; Traded to Golden State on 11/5/87

Cuttino Mobley #5 • 6-4/190 • 9/1/74 • Rhode Island

6 Seasons w/Rockets (1998-99 to 2003-04); 436 GP (9 Playoff GP): 17.1 ppg, 4.0 rpg, 2.7 apg
41st overall pick in 1998 NBA Draft; Traded to Orlando on 6/28/04

Larry Moffett #41 • 6-9/210 • 11/5/54 • UNLV

1 Season w/Rockets (1977-78); 20 GP: 0.8 ppg, 1.1 rpg, 0.4 apg
34th overall pick in 1977 NBA Draft; Waived on 2/10/78

Paul Mokeski #54 • 7-0/255 • 1/3/57 • Kansas

1 Season w/Rockets (1979-80); 12 GP: 2.4 ppg, 2.4 rpg, 0.2 apg
42nd overall pick in 1979 NBA Draft; Traded to Detroit on 10/7/80

Otto Moore #20 • 6-11/230 • 9/27/46 • Pan American

2 Seasons w/Rockets (1972-73 to 1973-74); 95 GP: 10.9 ppg, 10.0 rpg, 1.9 apg
Acquired via trade with Phoenix on 4/7/72; Traded to Kansas City on 11/12/73

Tracy Moore #20, #9 • 6-4/200 • 12/28/65 • Tulsa

2 Seasons w/Rockets (1995-96 to 1996-97); 35 GP: 5.4 ppg, 1.4 rpg, 0.7 apg
Signed a pair of 10-day contracts beginning on 3/13/96 and for remainder of season on 4/2/96; Waived on 3/1/97

Marcus Morris #2 • 6-9/235 • 9/2/89 • Kansas

2 Seasons w/Rockets (2011-12 to 2012-13); 17 GP: 2.4 ppg, 0.9 rpg, 0.2 apg
14th overall pick in 2011 NBA Draft; Traded to Phoenix on 2/21/13

Terence Morris #44 • 6-9/221 • 1/11/79 • Maryland

2 Seasons w/Rockets (2001-02 to 2002-03); 117 GP: 3.7 ppg, 2.9 rpg, 0.8 apg
Signed as free agent on 7/17/10; Traded to Minnesota on 6/23/11

Donatas Motiejūnas #20 • 7-0/222 • 9/20/90 • Lithuania

4 Seasons w/Rockets (2012-13 to 2015-16); 214 GP (6 Playoff GP): 7.8 ppg, 4.0 rpg, 1.1 apg
Signed as free agent on 7/17/10

Calvin Murphy #23 • 5-9/165 • 5/9/48 • Niagara

13 Seasons w/Rockets (1970-71 to 1982-83); 60 GP: 1002 GP (51 Playoff GP): 17.9 ppg, 4.4 apg, 2.1 rpg
18th overall pick in 1970 NBA Draft

Tracy Murray #31 • 6-7/228 • 7/25/71 • UCLA

1 Season w/Rockets (1994-95); 25 GP: 3.5 ppg, 0.9 rpg, 0.2 apg
Acquired via trade with Portland on 2/14/95

Dikembe Mutombo #55 • 7-2/260 • 6/25/66 • Georgetown

5 Seasons w/Rockets (2004-05 to 2008-09); 267 GP (22 Playoff GP): 3.2 ppg, 5.4 rpg, 0.1 apg
Acquired via trade with Chicago on 9/8/04

Rockets All-Time Roster

Bostjan Nachbar #9 • 6-9/221 • 7/3/80 • Slovenia

3 Seasons w/Rockets (2002-03 to 2004-05); 75 GP: 6 Playoff GP); 2.9 ppg, 1.5 rpg, 0.6 apg
15th overall pick in 2002 NBA Draft; Traded to New Orleans on 12/27/04

Nenê #42 • 6-11/250 • 9/13/82 • Brazil

3 Seasons w/Rockets (2016-17 to 2018-19); 161 GP (27 Playoff GP): 6.8 ppg, 3.6 rpg, 0.8 apg
Signed as free agent on 7/19/16; Traded to Atlanta on 2/5/20

Chuck Nevitt #52 • 7-5/237 • 6/13/59 • North Carolina State

3 Seasons w/Rockets (1982-83; 1988-89 to 1989-90); 52 GP (2 Playoff GP): 1.8 ppg, 1.6 rpg, 0.1 apg
63rd pick in 1982 NBA Draft; Waived on 1/22/82; Signed as free agent on 4/2/83; Waived on 11/29/83;
Signed as free agent on 10/26/88; Waived on 1/11/90

Mike Newlin #14 • 6-4/200 • 1/2/49 • Utah

8 Seasons w/Rockets (1971-72 to 1978-79); 604 GP (22 Playoff GP): 14.0 ppg, 4.3 apg, 3.2 rpg
24th overall pick in 1971 NBA Draft; Traded to New Jersey on 10/12/79

Daishen Nix #15 • 6-5/224 • 2/13/02 • G League Ignite

2 Seasons w/Rockets (2021-22 to 2022-23); 81 GP: 3.7 ppg, 2.1 apg, 1.6 apg
Signed as free agent on 8/25/21; Waived on 6/29/23

Martyn "Moochie" Norris #12, #25 • 6-1/186 • 7/27/73 • West Florida

7 Seasons w/Rockets (1999-00 to 2003-04; 2004-05 to 2005-06); 341 GP: 5.6 ppg, 3.1 apg, 2.2 rpg
Signed pair of 10-day contracts beginning on 2/8/00 then on remainder of season of 3/28/00; Traded to New York on 12/30/03;
Acquire via trade from New York on 2/24/05; Traded to New Orleans on 2/13/06

Steve Novak #20 • 6-10/220 • 6/13/83 • Marquette

2 Seasons w/Rockets (2006-07 to 2007-08); 70 GP (3 Playoff GP): 2.7 ppg, 0.9 rpg, 0.2
32nd overall pick in NBA; Traded to L.A. Clippers on 8/6/08

James Nunnally #21 • 6-7/208 • 7/14/90 • California

1 Season w/Rockets (2018-19); 2 GP: 4.5 ppg, 0.5 rpg, 0.5 apg
Signed 10-day contract on 1/16/19; Waived on 1/21/19.

David Nwaba #2 • 6-5/219 • 1/14/93 • Cal Poly

2 Seasons w/Rockets (2020-21 to 2021-22); 76 GP: 6.7 ppg, 3.5 rpg, 0.9 apg
Signed as free agent on 6/23/20

Charles Oakley #33 • 6-9/245 • 12/18/63 • Virginia Union

1 Season w/Rockets (2003-04); 7 GP: 1.3 ppg, 0.7 rpg, 0.3 apg
Signed a pair of 10-day contracts beginning on 3/18/04

Tim Ohlbrecht #14 • 6-11/255 • 9/30/88 • Germany

1 Season w/Rockets (2012-13); 3 GP: 1.0 ppg, 0.3 rpg, 0.3 apg
Signed as free agent on 2/25/13; Waived on 7/13/13

Victor Oladipo #7 • 6-4/213 • 5/4/92 • Indiana

2 Seasons w/Rockets (2020-21; 2023-24); 20 GP: 21.2 ppg, 5.0 apg, 4.8 rpg
Acquired via trade with Indiana on 1/16/21; Traded to Miami on 3/25/21; Acquired via trade with Oklahoma City on 10/17/23;
Traded to Memphis on 2/1/24

Hakeem Olajuwon #34 • 7-0/250 • 1/21/63 • Houston

17 Seasons w/Rockets (1984-85 to 2001-02); 1177 GP (140 Playoff GP): 22.5 ppg, 11.4 rpg, 2.5 apg
Acquired via trade with Portland on 2/14/95

Jawann Oldham #51 • 7-0/215 • 7/4/57 • Seattle

1 Season w/Rockets (1981-82); 22 GP: 1.5 ppg, 1.1 rpg, 0.1 apg
Signed as free agent on 8/28/81; Waived on 10/26/82

Cameron Oliver #25 • 6-8/239 • 7/11/96 • Nevada

1 Season w/Rockets (2020-21); 4 GP: 10.8 ppg, 5.3 rpg, 1.3 apg
Signed as free agent on 7/17/17; Waived on 10/14/17; Signed 10-day contract on 5/10/21

Kelly Olynyk #41 • 6-11/240 • 4/19/91 • Gonzaga

1 Season w/Rockets (2020-21); 27 GP: 19.0 ppg, 8.4 rpg, 4.1 apg
Signed as free agent on 8/28/81; Waived on 10/26/82

Chinanu Onuaku #21 • 6-10/245 • 11/1/96 • Louisville

2 Seasons w/Rockets (2016-17 to 2017-18); 6 GP: 3.0 ppg, 2.3 rpg, 0.7 apg
37th overall pick in 2016 NBA Draft; Traded to Dallas on 8/2/18

Tom Owens #25 • 6-10/220 • 6/28/49 • South Carolina

1 Season w/Rockets (1976-77); 46 GP (3 Playoff GP): 4.1 ppg, 3.1 apg, 0.4 apg
Signed as free agent on 8/28/81; Waived on 10/26/82

Scott Padgett #35 • 6-9/240 • 4/19/76 • Kentucky

3 Seasons w/Rockets (2003-04 to 2004-05; 2006-07); 148 GP (11 Playoff GP): 3.5 ppg, 2.5 rpg, 0.6 apg
Signed as free agent on 8/28/81; Acquired via trade with Memphis on 2/13/07

Kostas Papanikolaou #16 • 6-8/225 • 7/31/90 • Greece

1 Season w/Rockets (2014-15); 43 GP (8 Playoff GP): 4.2 ppg, 2.7 rpg, 2.0 apg
Rights acquired from Portland on 7/10/13; Traded to Denver on 7/20/15

Chandler Parsons #25 • 6-9/227 • 10/25/88 • Florida

3 Seasons w/Rockets (2011-12 to 2013-14); 213 GP (12 Playoff GP): 14.1 ppg, 5.2 rpg, 3.3 apg
38th overall pick in 2011 NBA Draft (Rights traded to and back from Minnesota same night)

Rockets All-Time Roster

Patrick Patterson #54 • 6-9/235 • 3/14/89 • Kentucky

3 Seasons w/Rockets (2010-11 to 2012-13); 163 GP: 8.4 ppg, 4.3 rpg, 0.9 apg
14th overall pick in 2010 NBA Draft; Traded to Sacramento on 2/20/13

Justin Patton #26 • 6-11/241 • 6/14/97 • Creighton

1 Season w/Rockets (2020-21); 13 GP: 5.4 ppg, 3.8 rpg, 1.1 apg
Signed two-way contract on 2/19/21; Waived on 4/3/21

Chris Paul #3 • 6-1/175 • 5/6/85 • Wake Forest

2 Seasons w/Rockets (2017-18 to 2018-19); 116 GP (26 Playoff GP): 17.1 ppg, 8.0 apg, 5.0 rpg
Acquired via trade with the L.A. Clippers on 6/28/17; Traded to Oklahoma City on 7/16/19

Billy Paultz #5 • 6-11/255 • 7/30/48 • St. John's

4 Seasons w/Rockets (1979-80 to 1982-83); 240 GP (31 Playoff GP): 5.6 ppg, 4.2 rpg, 1.1 apg
103rd overall pick in 1970 NBA Draft (Went to ABA); Acquired via trade with San Antonio on 1/17/80; Waived on 4/4/83

Curtis Perry #54 • 6-7/220 • 9/13/48 • S.W. Missouri State

2 Seasons w/Rockets (1970-71 to 1971-72); 43 GP: 3.3 ppg, 3.5 rpg, 0.6 apg
35th overall pick in 1970 NBA Draft; Traded to Milwaukee on 12/9/71

Jim Petersen #43 • 6-10/235 • 2/22/62 • Minnesota

4 Seasons w/Rockets (1984-85 to 1987-88); 293 GP (37 Playoff GP): 7.6 ppg, 5.2 rpg, 1.2 apg
51st overall pick in 1984 NBA Draft; Traded to Sacramento on 10/11/88

Richard Petruska #3 • 6-10/260 • 1/25/69 • UCLA

1 Season w/Rockets (1993-94); 22 GP: 2.4 ppg, 1.4 rpg
46th overall pick in 1993 NBA Draft

Eric Piatkowski #52 • 6-7/215 • 9/30/70 • Nebraska

1 Season w/Rockets (2003-04); 49 GP (1 Playoff GP): 4.1 ppg, 1.5 rpg, 0.5 apg
Signed as a free agent on 7/26/03; Traded to Chicago on 9/8/04

Scottie Pippen #33 • 6-7-228 • 9/25/65 • Central Arkansas

1 Season w/Rockets (1998-99); 50 GP (4 Playoff GP): 14.5 ppg, 6.5 rpg, 5.9 apg
Acquired via trade with Chicago on 1/21/99; Traded to Portland on 10/2/99

Kevin Porter Jr. #3 • 6-4/203 • 5/4/00 • USC

3 Seasons w/Rockets (2020-21 to 2022-23); 143 GP: 17.2 ppg, 6.0 apg, 4.7 rpg
Acquired via trade with Cleveland on 1/22/21; Traded to Oklahoma City on 10/17/23

James Posey #55 • 6-8/215 • 1/13/77 • Xavier

1 Season w/Rockets (2002-03); 58 GP: 9.3 ppg, 4.8 rpg, 1.8 apg
Acquired via trade with Denver on 12/18/02

Josh Powell #21 • 6-9/225 • 1/25/83 • North Carolina State

1 Season w/Rockets (2013-14); 1 GP
Signed as free agent on 4/14/14; Waived on 10/23/14

Brent Price #20 • 6-1/185 • 12/9/68 • Oklahoma

3 Seasons w/Rockets (1996-97 to 1998-99); 137 GP (9 Playoff GP): 6.0 ppg, 2.7 apg, 1.6 rpg
Signed as a free agent on 7/16/96; Traded to Vancouver on 8/27/99

Pablo Prigioni #9 • 6-3/180 • 5/17/77 • Argentina

1 Season w/Rockets (2014-15); 24 GP (11 Playoff GP): 3.0 ppg, 2.8 apg, 1.6 rpg
Acquired via trade with New York on 2/19/15; Traded to Denver on 7/20/15; Signed as a free agent on 7/29/16; Waived on 10/24/16

Tim Quarterman #55 • 6-6/195 • 10/27/94 • Louisiana State

1 Season w/Rockets (2017-18); 3 GP: 1.3 ppg, 1.0 rpg, 0.3 apg
Acquired via trade with Portland on 6/28/17; Waived on 10/13/17; Signed as a free agent on 3/30/18; Waived on 4/11/18

Trevelin Queen #21 • 6-6/190 • 12/28/21 • New Mexico State

1 Season w/Rockets (2021-22); 10 GP: 4.3 ppg, 1.6 rpg, 0.4 apg
Signed as free agent 11/30/20; Waived on 12/16/20; Signed two-way contract on 12/18/21

Ed Ratleff #42 • 6-6/195 • 3/29/50 • Long Beach State

5 Seasons w/Rockets (1973-74 to 1977-78); 338 GP (8 Playoff GP): 8.3 ppg, 4.0 rpg, 2.7 apg
6th overall pick in 1973 NBA Draft

Eldridge Recasner #3 • 6-3/190 • 12/14/67 • Washington

1 Season w/Rockets (1995-96); 63 GP (1 Playoff GP): 6.9 ppg, 2.7 apg, 2.3 rpg
Signed as free agent on 9/25/95

Robert Reid #50, #33 • 6-8/220 • 9/30/55 • St. Mary's (TX)

10 Seasons w/Rockets (1977-78 to 1981-82; 1983-84 to 1987-88); 762 GP (72 Playoff GP): 11.6 ppg, 4.9 rpg, 3.0 apg
40th overall pick in 1977 NBA Draft; Traded to Charlotte on 7/18/88

Cameron Reynolds #42 • 6-8/225 • 2/7/95 • Tulane

1 Season w/Rockets (2020-21); 2GP: 6.5 ppg, 2.5 rpg, 1.0 apg
Signed 10-day contract on 5/14/21

Rodrick Rhodes #1 • 6-6/225 • 9/24/73 • USC

2 Seasons w/Rockets (1997-98 to 1998-99); 61 GP (3 Playoff GP): 5.7 ppg, 1.8 apg, 1.2 rpg
24th overall pick in 1997 NBA Draft; Traded to Vancouver on 3/11/99

Rockets All-Time Roster

Glen Rice #41 • 6-8/220 • 5/28/67 • Michigan

2 Seasons w/Rockets (2001-02 to 2002-03); 82 GP: 8.9 ppg, 2.5 rpg, 1.2 apg
Acquired via trade with New York on 8/10/01; Traded to Utah on 9/30/03

Eric Riley #42 • 7-0/240 • 6/2/70 • Michigan

1 Season w/Rockets (1993-94); 47 GP: 1.9 ppg, 1.3 rpg, 0.2 apg
Rights acquired from Dallas on 6/30/93; Waived on 12/12/94

Pat Riley #42 • 6-4/205 • 3/20/45 • Kentucky

3 Seasons w/Rockets (1967-68 to 1969-70); 172 GP (5 Playoff GP): 7.6 ppg, 2.1 apg, 2.0 rpg
7th overall pick in 1967 NBA Draft; Taken by Portland in 1970 Expansion Draft

Ron Riley #31 • 6-8/200 • 11/11/50 • USC

3 Seasons w/Rockets (1973-74 to 1975-76); 178 GP (8 Playoff GP): 4.8 ppg, 4.5 rpg, 1.3 apg
Acquired via trade with Kansas City on 11/12/73

Austin Rivers #25 • 6-4/200 • 9/1/92 • Duke

2 Seasons w/Rockets (2018-19 to 2019-20); 115 GP (22 Playoff GP): 8.7 ppg, 2.3 rpg, 1.9 apg
Signed as free agent on 12/24/18; Traded to New York on 11/27/20

Stanley Roberts #53 • 7-0/290 • 2/7/70 • Louisiana State

1 Season w/Rockets (1998-99); 6 GP (3 Playoff GP): 2.3 ppg, 1.8 rpg
Signed as free agent on 2/3/99

Larry Robinson #20 • 6-5/180 • 1/11/68 • Centenary

1 Season w/Rockets (1993-94); 6 GP: 4.2 ppg, 1.7 rpg, 1.0 apg
Signed as free agent on 2/3/99

Thomas Robinson #0 • 6-10/237 • 3/17/91 • Kansas

1 Season w/Rockets (2012-13); 19 GP: 4.5 ppg, 4.1 rpg, 0.5 apg
Acquired via trade with Sacramento on 2/20/13; Traded to Portland on 7/10/13

Carlos Rogers #6 • 6-11/232 • 2/6/71 • Tennessee State

2 Seasons w/Rockets (1999-00 to 2000-01); 92 GP: 6.5 ppg, 4.5 rpg, 0.6 apg
Acquired via trade with Portland on 10/2/99

Wayne "Tree" Rollins #15 • 7-1/250 • 6/16/55 • Clemson

2 Seasons w/Rockets (1991-92 to 1992-93); 101 GP (6 Playoff GP): 1.5 ppg, 2.3 rpg, 0.2 apg
Signed as free agent on 10/9/91

David Roddy #21 • 6-5, 255 • 3/27/01 • Colorado State

2 Seasons w/Rockets (2023-24 to 2024-25); 140 GP (3 Playoff GP): 6.1 ppg, 1.6 apg, 1.4 rpg
Signed a two-way contract on 3/3/25

Ralph Sampson #50 • 7-4/230 • 7/7/60 • Virginia

5 Seasons w/Rockets (1998-99); 305 GP (35 Playoff GP): 19.7 ppg, 10.5 rpg, 2.7 apg
1st overall pick in 1983 NBA Draft; Traded to Golden State on 12/12/87

Jermaine Samuels Jr. #00 • 6-7/230 • 11/13/98 • Villanova

1 Season w/Rockets (2023-24); 14 GP: 1.4 ppg, 0.9 rpg, 0.2 apg
Signed two-way contract on 8/1/23

Dennis Schröder #17 • 6-1/172 • 9/15/93 • Germany

1 Season w/Rockets (2021-22); 15 GP: 10.9 ppg, 5.9 apg, 3.3 rpg
Acquired via trade with Boston on 2/10/22

Luis Scola #4 • 6-9/245 • 4/30/80 • Argentina

5 Seasons w/Rockets (2007-08 to 2011-12); 386 GP (19 Playoff GP): 14.5 ppg, 7.7 rpg, 1.9 apg
Acquired rights from San Antonio on 7/12/07; Waived on 7/12/12

Thabo Sefolosha #18 • 6-6/215 • 10/31/06 • Switzerland

1 Season w/Rockets (2019-20); 41 GP: 2.2 ppg, 2.3 rpg, 0.6 apg
Signed as free agent on 9/23/19

Alperen Sengun #16 • 6-9/235 • 7/25/02 • Türkiye

4 Seasons w/Rockets (2021-22 to 2024-25); 286 GP (7 Playoff GP): 16.0 ppg, 8.6 rpg, 4.1 apg
Rights acquired from Oklahoma City on 7/30/21

Reed Sheppard #15 • 6-3, 182 • 6/24/04 • Kentucky

1 Season w/Rockets (2024-25); 52 GP (3 Playoff GP): 4.4 ppg, 1.5 rpg, 1.4 apg
Third overall pick in 2024 NBA Draft

Purvis Short #10 • 6-7/220 • 7/2/57 • Jackson State

2 Seasons w/Rockets (1987-88 to 1988-89); 146 GP (8 Playoff GP): 11.2 ppg, 2.7 rpg, 1.8 apg
Acquired via trade with Golden State on 11/5/87

John Shumate #34 • 6-9/235 • 4/6/52 • Notre Dame

1 Season w/Rockets (1979-80); 29 GP: 3.5 ppg, 2.7 rpg, 0.8 rpg
Signed as free agent on 11/7/79

Iman Shumpert #1 • 6-5/215 • 6/26/90 • Georgia Tech

1 Season w/Rockets (2018-19); 20 GP (8 Playoff GP): 4.6 ppg, 2.7 rpg, 1.1 apg
Acquired via trade with Cleveland on 2/7/19

Rockets All-Time Roster

Alexey Shved #88 • 6-6/190 • 12/16/88 • Russia

1 Season w/Rockets (2014-15); 9 GP: 3.2 ppg, 0.4 rpg, 0.3 apg
Acquired via trade with Minnesota on 12/19/14; Traded to New York on 2/19/15

Larry Siegfried #20 • 6-3/192 • 5/22/39 • Ohio State

2 Seasons w/Rockets (1970-71 to 1971-72); 63 GP: 7.5 ppg, 5.8 apg, 3.4 rpg
Acquired via trade with Portland on 5/11/70; Traded to Atlanta on 11/9/71

Bobby "Bingo" Smith #32 • 6-5-212 • 2/26/46 • Tulsa

1 Season w/Rockets (1969-70); 75 GP: 7.3 ppg, 4.4 rpg, 1.0 apg
6th overall pick in 1969 NBA Draft; Taken by Cleveland in 1970 Expansion Draft

Greg Smith #4 • 6-5/200 • 1/28/47 • Western Kentucky

2 Seasons w/Rockets (1971-72 to 1972-73); 58 GP: 8.7 ppg, 5.7 rpg, 2.8 apg
Acquired via trade with Milwaukee on 12/9/71; Traded to Portland on 10/27/72

Greg Smith #0, #4 • 6-10/250 • 1/8/91 • Fresno State

3 Seasons w/Rockets (2011-12 to 2013-14); 89 GP (5 Playoff GP): 5.3 ppg, 4.1 rpg, 0.3 apg
Signed as free agent on 12/14/11; Waived on 12/22/11; Signed as free agent on 2/7/12; Waived on 4/10/14

Ish Smith #13 • 6-0/175 • 7/5/88 • Wake Forest

1 Season w/Rockets (2010-11); 28 GP: 2.6 ppg, 2.3 apg, 1.5 rpg
Signed as free agent on 8/23/10; Traded to Memphis on 2/24/11; Signed as free agent on 7/18/14; Waived on 10/27/14

Jabari Smith Jr. #1, #10 • 6-10/220 • 5/13/03 • Auburn

3 Seasons w/Rockets (2022-23 to 2024-25); 212 GP (7 Playoff GP): 13.0 ppg, 7.5 rpg, 1.3 apg
3rd overall pick in 2022 NBA Draft

Josh Smith #5 • 6-9/225 • 12/5/85 • Oak Hill Academy

2 Seasons w/Rockets (2014-15 to 2015-16); 78 GP (21 Playoff GP): 10.4 ppg, 5.1 rpg, 2.5 apg
Signed as free agent on 12/26/14; Acquired via trade with the L.A. Clippers on 1/22/16

Kenny Smith #30 • 6-3/170 • 3/8/65 • North Carolina

6 Seasons w/Rockets (1990-91 to 1995-96); 468 GP (68 Playoff GP): 12.6 ppg, 5.3 apg, 1.9 rpg
Acquired via trade with Atlanta on 9/27/90

Larry Smith #13 • 6-8/235 • 1/18/58 • Alcorn State

3 Seasons w/Rockets (1989-90 to 1991-92); 200 GP (7 Playoff GP): 3.0 ppg, 7.1 rpg, 1.0 apg
Signed as free agent on 7/11/89

Kirk Snyder #13 • 6-6/225 • 6/5/83 • Nevada

2 Seasons w/Rockets (2006-07 to 2007-08); 48 GP (3 Playoff GP): 4.7 ppg, 2.0 rpg, 1.0 apg
Acquired via trade with New Orleans on 7/14/06; Traded to Minnesota on 2/21/08

Ray Spalding #26 • 6-10/215 • 3/11/97 • Louisville

1 Season w/Rockets (2020-21); 2 GP: 2.0 ppg, 2.0 rpg
Claimed off waivers from Atlanta on 10/10/19; Waived on 10/19/19; Signed two-way contract on 2/2/21; Waived on 2/16/21

Vassilis Spanoulis #10 • 6-4/195 • 8/7/82 • Greece

1 Season w/Rockets (2006-07); 31 GP (1 Playoff GP): 2.7 ppg, 0.9 apg, 0.7 rpg
Acquired rights from Dallas on 6/24/04; Traded to San Antonio on 7/12/07

Larry Spriggs #35 • 6-7/230 • 9/8/59 • Howard

1 Season w/Rockets (1981-82); 4 GP (2 Playoff GP): 3.5 ppg, 1.5 rpg, 1.0 apg
81st overall pick in 1981 NBA Draft; Waived on 10/28/81; Signed 10-day contract on 3/9/82; Waived on 10/20/82

Joe Stephens #41 • 6-7/210 • 1/28/73 • Arkansas-Little Rock

2 Seasons w/Rockets (1996-97 to 1997-98); 9 GP 3.3ppg, 1.0 rpg, 0.1 apg
Signed as free agent on 10/1/95; Waived on 10/30/96; Signed 10-day contract on 2/12/97; Signed as free agent on 7/26/97

Rod Strickland #31 • 6-3/185 • 7/11/66 • DePaul

1 Season w/Rockets (2004-05); 16 GP: 1.8 ppg, 2.4 apg, 1.7 rpg
Signed as free agent on 1/19/05; Waived on 2/24/05

John Stroud #42 • 6-7/215 • 10/29/57 • Mississippi

1 Season w/Rockets (1980-81); 9 GP: 2.8 ppg, 1.4 rpg, 1.0 apg
27th overall pick in 1980 NBA Draft; Waived on 10/26/81

Bob Sura #3 • 6-5/200 • 3/25/73 • Florida State

1 Season w/Rockets (2004-05); 61 GP (7 Playoff GP): 10.3 ppg, 5.5 rpg, 5.2 apg
Signed as free agent on 8/9/04

Stromile Swift #4 • 6-9/228 • 11/21/79 • LSU

1 Season w/Rockets (2005-06); 66 GP: 8.9 ppg, 4.4 rpg, 0.4 apg
Signed as free agent on 7/18/05; Traded to Memphis on 7/12/06

Žan Tabak #55 • 7-0/240 • 6/15/70 • Croatia

1 Season w/Rockets (1994-95); 37 GP (8 Playoff GP): 2.0 ppg, 1.5 rpg, 0.1 apg
51st overall pick in 1991 NBA Draft; Taken by Toronto in 1995 Expansion Draft

Jae'Sean Tate #8 • 6-4/230 • 10/28/95 • Ohio State

5 Seasons w/Rockets (2020-21 to 2024-25); 296 GP: 8.3 ppg, 4.1 rpg, 2.0 apg
Signed as free agent on 11/25/20

Rockets All-Time Roster

Isaiah Taylor #17 • 6-3/170 • 7/11/94 • Texas

1 Season w/Rockets (2016-17); 4 GP (3 Playoff GP): 0.8 ppg, 0.8 rpg, 0.8 apg
Signed as free agent on 9/23/16; Waived on 10/16/16; Signed as free agent on 2/27/17; Waived on 10/13/17

Jeff Taylor #13 • 6-4/175 • 1/1/60 • Texas Tech

1 Season w/Rockets (1982-83); 44 GP: 3.6 ppg, 2.5 apg, 1.8 rpg
42nd overall pick in 1982 NBA Draft; Waived on 10/27/83

Jermaine Taylor #8 • 6-4/210 • 12/8/86 • Central Florida

1 Season w/Rockets (2009-10); 39 GP: 4.3 ppg, 1.4 rpg, 0.5 apg
Rights acquired from Washington on 6/25/09; Traded to Sacramento on 12/15/10

Maurice Taylor #2 • 6-9/260 • 10/30/76 • Michigan

4 Seasons w/Rockets (2000-01 to 2004-05); 249 GP (5 Playoff GP): 10.5 ppg, 4.7 rpg, 1.3 apg
Signed as free agent on 8/25/00; Traded to New York on 2/24/05

Terry Teagle #20, #10 • 6-5/195 • 4/10/60 • Baylor

3 Seasons w/Rockets (1982-83 to 1983-84; 1992-93); 143 GP (5 Playoff GP): 7.7 ppg, 1.9 rpg, 1.5 apg
16th overall pick in 1982 NBA Draft; Waived on 10/23/84; Signed as free agent on 4/22/93

Garrett Temple #2 • 6-6/190 • 5/8/86 • LSU

1 Season w/Rockets (2009-10); 9 GP: 5.0 ppg, 1.6 rpg, 0.8 apg
Signed as free agent on 9/30/09; Waived on 10/21/09; Signed pair of 10-day contracts beginning on 2/8/10

Jason Terry #3 • 6-2/176 • 9/15/77 • Arizona

2 Seasons w/Rockets (2014-15 to 2015-16); 149 GP (22 Playoff GP): 6.5 ppg, 1.7 apg, 1.3 apg
Acquired via trade with Sacramento on 9/17/14

Hasheem Thabeet #32 • 7-3/263 • 2/16/87 • Connecticut

1 Season w/Rockets (2010-11); 7 GP: 0.9 ppg, 1.0 rpg
Acquired via trade with Memphis on 2/24/11; Traded to Portland on 3/15/12

Daniel Theis #27 • 6-8/245 • 4/4/92 • Germany

1 Season w/Rockets (2021-22); 26 GP: 8.4 ppg, 5.0 rpg, 0.8 apg
Acquired via trade with Chicago on 8/7/21; Traded to Boston on 2/10/22

Brodrick Thomas #33 • 6-5/185 • 1/28/97 • Truman State

1 Season w/Rockets (2021-22); 4 GP: 2.5 ppg, 1.0 rpg, 1.0 apg
Signed as a free agent on 11/30/20; Converted to two-way contract on 12/19/20; Waived on 2/12/21

Kenny Thomas #21 • 6-7/261 • 7/25/77 • New Mexico

4 Season w/Rockets (1999-00 to 2002-03); 238 GP: 9.8 ppg, 6.3 rpg, 1.5 apg
22nd overall pick in 1999 NBA Draft; Traded to Philadelphia on 12/18/02

Khyri Thomas #20 • 6-3/210 • 5/8/96 • Creighton

1 Season w/Rockets (2020-21); 5 GP: 16.4 ppg, 5.0 apg, 3.6 rpg
Signed 10-day contract on 5/7/21 and for remainder of season on 5/14/21; Waived on 10/6/21

Amen Thompson #1 • 6-7/215 • 1/30/03 • Overtime Elite

2 Seasons w/Rockets (2023-24 to 2024-25); 131 GP (7 Playoff GP): 11.9 ppg, 7.4 rpg, 3.3 apg
4th overall pick in 2023 NBA Draft

Bernard Thompson #25 • 6-6/210 • 9/3/62 • Fresno State

1 Season w/Rockets (1988-89); 2.7 ppg, 1.2 rpg, 0.6 apg
Acquired via trade with Charlotte on 7/18/88; Waived on 2/14/89

Otis Thorpe #33 • 6-10/240 • 8/5/62 • Providence

7 Seasons w/Rockets (1988-89 to 1994-95); 518 GP (46 Playoff GP): 15.8 ppg, 9.7 rpg, 2.6 apg
Acquired via trade with Sacramento on 10/11/88; Traded to Portland on 2/14/95

Marcus Thornton #10 • 6-4/205 • 6/5/87 • LSU

1 Season w/Rockets (2015-16); 47 GP: 10.0 ppg, 2.5 rpg, 1.4 apg
Signed as free agent on 7/24/15; Waived on 2/26/16

Sedale Threatt #2 • 9/10/61 • 9/10/61 • West Virginia Tech

1 Season w/Rockets (1996-97); 21 GP (16 Playoff GP): 3.3 ppg, 1.9 apg, 1.1 rpg
Acquired via trade with Chicago on 8/7/21; Traded to Boston on 2/10/22

Rudy Tomjanovich #45 • 6-8/220 • 11/24/48 • Michigan

11 Seasons w/Rockets (1970-71 to 1980-81); 768 GP (37 Playoff GP): 17.4 ppg, 8.1 rpg, 2.0 apg
2nd overall pick in 1970 NBA Draft

Oscar Torres #18 • 6-6/210 • 12/18/76 • Venezuela

1 Season w/Rockets (2001-02); 65 GP: 6.0 ppg, 1.9 rpg, 0.6 apg
Signed as free agent on 9/10/01; Waived on 10/24/02

John Q. Trapp #31 • 6-7/215 • 10/2/45 • UNLVE

3 Seasons w/Rockets (1968-69 to 1970-71); 177 GP: 7.4 ppg, 4.9 rpg, 1.1 apg
15th overall pick in 1968 NBA Draft; Waived on 10/12/71

Jake Tsakalidis #25 • 7-2/290 • 6/10/79 • Greece

1 Season w/Rockets (2006-07); 13 GP (1 Playoff GP): 2.3 ppg, 3.1 rpg, 0.2 apg
Acquired via trade with Memphis on 2/13/07

Rockets All-Time Roster

P.J. Tucker #4, #17 • 6-6/245 • 5/5/85 • Texas

4 Seasons w/Rockets (2017-18 to 2020-21); 268 GP (40 Playoff GP): 6.5 ppg, 5.8 rpg, 1.2 apg
Signed as free agent on 7/6/17; Traded to Milwaukee on 3/19/21

Andre Turner #13 • 5-11/160 • 12/13/64 • Memphis State

1 Season w/Rockets (1987-88); 12 GP: 2.9 ppg, 1.9 apg, 0.7 rpg
Signed as free agent on 10/9/87; Taken by Miami in 1988 Expansion Draft

John Turner #40 • 6-8/245 • 11/30/67 • Phillips

1 Season w/Rockets (1991-92); 42 GP: 2.8 ppg, 1.9 rpg, 0.3 apg
20th overall pick in 1991 NBA Draft; Waived on 8/21/92

John Vallely #33 • 6-3/180 • 10/3/48 • UCLA

1 Season w/Rockets (1971-72); 40 GP: 3.6 ppg, 0.8 apg, 0.7 rpg
Acquired via trade with Atlanta on 11/9/71

Andre Turner #13 • 5-11/160 • 12/13/64 • Memphis State

1 Season w/Rockets (1987-88); 12 GP: 2.9 ppg, 1.9 apg, 0.7 rpg
Signed as free agent on 10/9/87; Taken by Miami in 1988 Expansion Draft

Fred VanVleet • 6-0/193 • 2/25/94 • Wichita State

2 Season w/Rockets (2023-24 to 2024-25); 133 GP (7 Playoff GP): 15.9 ppg, 6.9 apg, 3.8 rpg
Signed as free agent on 7/7/23

Von Wafer #13 • 6-5/210 • 7/21/85 • Florida State

1 Season w/Rockets (2008-09); 63 GP (13 Playoff GP): 9.7 ppg, 1.8 rpg, 1.1 apg
Signed as free agent on 9/29/08

Granville Waiters #31 • 6-11/225 • 1/8/61 • Ohio State

1 Season w/Rockets (1985-86); 43 GP (11 Playoff GP): 0.6 ppg, 0.7 rpg, 0.2 apg
Acquired via trade with Indiana on 8/1/85; Waived on 12/17/85; Signed as free agent on 12/21/85; Traded to Chicago on 10/23/86

Jimmy Walker #11 • 6-3/205 • 4/8/44 • Providence

1 Season w/Rockets (1973-74); 84 GP: 4.7 ppg, 1.3 apg, 0.7 rpg
Acquired via trade with Detroit on 8/1/72; Traded to Kansas City on 10/29/73

Wally Walker #42 • 6-7/210 • 7/18/54 • Virginia

2 Seasons w/Rockets (1983-84); 140 GP: 47.4 ppg, 3.3 rpg, 1.8 apg
Acquired via trade with Seattle on 10/5/82

John Wall #1 • 6-4/210 • 9/6/90 • Kentucky

1 Season w/Rockets (2021-22); 40 GP: 20.6 ppg, 6.9 apg, 3.2 rpg
Acquired via trade with Washington on 12/2/20; Waived on 6/28/22; Acquired via trade with the L.A. Clippers on 2/9/23;
Waived on 2/12/23

Charlie Ward #17 • 6-2/185 • 10/12/70 • Florida State

1 Season w/Rockets (2004-05); 14 GP: 5.4 ppg, 3.1 apg, 2.8 rpg
Signed as free agent on 8/9/04; Waived on 10/12/05

Jim Ware #27 • 6-7/210 • 5/2/44 • Oklahoma City

1 Season w/Rockets (1967-68); 30 GP: 2.4 ppg, 2.6 rpg, 0.2 apg
Acquired from Cincinnati in 1967 Expansion Draft

TyTy Washington Jr. #0 • 6-4/213 • 5/4/92 • Kentucky

1 Season w/Rockets (2022-23); 31 GP: 4.7 ppg, 1.5 rpg, 1.5 apg
Rights acquired from Minnesota on 6/24/22; Traded to Atlanta on 7/8/23

Don "Slick" Watts #00 • 6-1/175 • 7/22/51 • Xavier

1 Season w/Rockets (1978-79); 61 GP (2 Playoff GP): 3.7 ppg, 4.0 apg, 1.7 rpg
Acquired via trade with Utah on 9/21/78; Waived on 10/11/79

Clarence Weatherspoon #30 • 6-7/270 • 9/8/70 • Southern Miss

1 Season w/Rockets (2004-05); 40 GP (3 Playoff GP): 3.1 ppg, 3.1 rpg, 0.4 apg
Acquired via trade from New York on 12/30/03; Waived on 8/15/05

Brianté Weber #0 • 6-2/165 • 12/29/92 • Virginia Commonwealth

1 Season w/Rockets (2017-18); 13 GP: 2.0 ppg, 1.4 rpg, 1.0 apg
Signed two-way contract on 10/23/17; Waived on 1/15/18

Bonzi Wells #6 • 6-5/210 • 9/28/76 • Ball State

2 Seasons w/Rockets (2006-07 to 2007-08); 79 GP: 8.7 ppg, 4.8 rpg, 1.4 apg
Signed as free agent on 9/27/06; Traded to New Orleans on 2/21/08

Owen Wells #30 • 6-7/200 • 12/9/50 • Detroit

1 Season w/Rockets (1974-75); 33 GP (4 Playoff GP): 3.0 ppg, 1.1 rpg, 0.7 apg
77th overall pick in 1974 NBA Draft; Waived on 9/29/75

David Wesley #7 • 6-1/205 • 11/14/70 • Baylor

2 Seasons w/Rockets (2004-05 to 2005-06); 125 GP (7 Playoff GP): 10.3 ppg, 2.9 apg, 2.6 rpg
Signed as free agent on 10/1/92; Waived on 11/3/92; Acquired via trade with Charlotte on 12/27/04

Russell Westbrook #0 • 6-3/200 • 11/12/88 • UCLA

1 Season w/Rockets (2019-20); 57 GP (8 Playoff GP): 27.2 ppg, 7.9 rpg, 7.0 apg
Acquired via trade with Oklahoma City on 7/16/19; Traded to Washington on 12/2/20

Rockets All-Time Roster

James White #8 • 6-7/200 • 10/21/82 • Cincinnati

1 Season w/Rockets (2008-09); 4 GP (5 Playoff GP): 1.8 ppg, 0.3 apg
Signed a pair of 10-day contracts beginning on 3/3/09 and for remainder of season on 3/23/09; Traded to Denver on 9/22/09

Rudy White #32 • 6-2/195 • 6/23/53 • Arizona State

1 Season w/Rockets (1979-80); 108 GP (1 Playoff GP): 3.0 ppg, 1.0 rpg, 0.9 apg
47th overall pick in 1975 NBA Draft; Waived on 11/7/79

Cam Whitmore • 6-7/235 • 7/8/04 • Villanova

2 Season w/Rockets (2023-24 to 2024-25); 98 GP (3 Playoff GP): 10.8 ppg, 3.4 rpg, 0.8 apg
20th overall pick in 2023 NBA Draft

Mitchell Wiggins #15 • 6-4/185 • 9/28/59 • Florida State

4 Seasons w/Rockets (1985-86 to 1989-90); 258 GP (29 Playoff GP): 10.3 ppg, 3.2 rpg, 1.6 apg
Acquired via trade with Chicago on 8/10/84

Mike Wilks #29 • 5-10/186 • 5/7/79 • Xavier

1 Season w/Rockets (2003-04); 26 GP (2 Playoff GP): 1.9 ppg, 0.7 apg, 0.6 rpg
Signed as free agent on 9/8/03; Traded to Chicago on 9.8/04

Art "Hambone" Williams #14 • 6-1/190 • 9/29/39 • Cal Poly-Pomona

3 Seasons w/Rockets (1967-68 to 1969-70); 238 GP (6 Playoff GP): 7.0 ppg, 6.0 apg, 4.0 rpg
Signed as free agent on 10/3/67; Traded to Boston on 9/10/70

Bernie Williams #18, #35 • 6-3/175 • 12/30/45 • LaSalle

2 Seasons w/Rockets (1969-70 to 1970-71); 128 GP: 7.0 ppg, 2.2 apg, 1.9 rpg
21st overall pick in 1969 NBA Draft; Waived on 10/12/71

Justin Williams #30 • 6-10/260 • 12/9/50 • Detroit

1 Season w/Rockets (2007-08); 1 GP
Signed 10-day contract on 3/7/08

Jeenathan (Nate) Williams #19 • 6-5/205 • 2/12/99 • Buffalo

2 Seasons w/Rockets (2023-24 to 2024-25); 42 GP (3 Playoff GP): 3.9 ppg, 1.1 rpg, 0.6 apg
Signed as free agent on 8/1/23; Converted to two-way contract on 10/23/23; Converted to standard contract on 3/2/25

Lou Williams #12 • 6-1/175 • 10/2/86 • South Gwinnett HS (GA)

1 Season w/Rockets (2016-17); 23 GP (11 Playoff GP): 14.9 ppg, 3.0 rpg, 2.4 apg
Acquired via trade with the L.A. Lakers on 2/23/17; Traded to L.A. Clippers on 6/28/17

Terrence Williams #1 • 6-6/220 • 6/28/87 • Louisville

1 Season w/Rockets (2010-11 to 2011-12); 23 GP: 4.0 ppg, 1.9 rpg, 0.7 apg
Acquired via trade from New Jersey on 12/15/10; Waived on 3/16/12

Troy Williams #14, #5 • 6-7/218 • 12/30/94 • Indiana

2 Season w/Rockets (2016-17 to 2017-18); 10 GP (5 Playoff GP): 6.3 ppg, 2.8 rpg, 0.7 apg
Signed 10-day contract on 3/10/17 and for remainder of season on 3/20/17; Waived on 2/14/18

Walt Williams #42 • 6-8/230 • 4/16/70 • Maryland

3 Seasons w/Rockets (1999-00 to 2001-02); 3 GP: 9.6 ppg, 3.6 rpg, 1.6 apg
Acquired via trade with Portland on 10/2/99

Kevin Willis #42, #43 • 9/6/62 • 9/6/62 • Michigan State

3 Seasons w/Rockets (1996-97 to 1997-98; 2001-02); 208 GP (21 Playoff GP): 11.8 ppg, 7.4 rpg, 0.8 apg
Signed as free agent on 8/19/96; Traded to Toronto on 8/9/98; Acquired via trade from Denver on 10/22/01

Bill Willoughby #32 • 6-8/205 • 5/20/57 • Englewood Morrow HS

2 Seasons w/Rockets (1980-81 to 1981-82); 124 GP (21 Playoff GP): 7.2 ppg, 4.0 rpg, 1.1 apg
Signed as free agent on 11/27/80

D.J. Wilson #00 • 6-10/224 • 2/19/96 • Michigan

1 Season w/Rockets (2020-21); 23 GP: 6.1 ppg, 3.8 rpg, 0.9 apg
Acquired via trade from Milwaukee on 3/19/21

Kyle Wiltjer #30 • 6-10/240 • 10/20/92 • Gonzaga

1 Season w/Rockets (2016-17); 14 GP (1 Playoff GP): 0.9 ppg, 0.7 rpg, 0.1 apg
Signed as free agent on 9/23/16; Traded to L.A. Clippers on 6/28/17

Kennard Winchester #20 • 6-5/212 • 9/3/66 • Averett

3 Season w/Rockets (1990-91 to 1991-92; 1992-93); 107 GP: 3.6 ppg, 1.1 rpg, 0.4 apg
Signed as free agent on 9/11/90; Waived on 8/27/91; Signed as free agent on 11/1/91; Waived on 11/11/91;
Signed as free agent on 10/8/92; Waived on 7/1/93

Dave Wohl #11 • 6-6/220 • 6/28/87 • Louisville

4 Seasons w/Rockets (1973-74 to 1976-77); 165 GP (4 Playoff GP): 5.0 ppg, 3.5 apg, 1.2 rpg
Acquired via trade with Buffalo on 2/1/74; Traded to New Jersey on 1/7/77

Christian Wood #35 • 6-10/223 • 9/27/95 • UNLV

2 Seasons w/Rockets (2020-21 to 2021-22); 19.1 ppg, 9.9 rpg, 2.1 apg
Acquired via trade with Detroit on 11/24/20; Traded to Dallas on 6/24/22

David Wood #10 • 6-9/228 • 11/30/64 • Nevada-Reno

1 Season w/Rockets (1990-91); 82 GP (3 Playoff GP): 5.3 ppg, 3.0 rpg, 1.1 apg
Signed as free agent on 8/6/90; Traded to San Antonio on 10/5/92

Rockets All-Time Roster

Loren Woods #33 • 7-2/260 • 6/21/78 • Arizona

1 Season w/Rockets (2007-08); 7 GP (1 Playoff GP): 0.9 ppg, 0.3 apg, 0.1 rpg
Signed pair of 10-day contracts beginning on 3/21/08 and for remainder of season on 4/11/08

Mike Woodson #42 • 6-5/198 • 3/24/58 • Indiana

3 Seasons w/Rockets (1988-89 to 1990-91); 153 GP (5 Playoff GP): 9.8 ppg, 1.9 rpg, 1.8 apg
Signed as free agent on 7/19/88; Waived on 12/4/90

Brandan Wright #32 • 6-10/210 • 10/5/87 • North Carolina

1 Season w/Rockets (2017-18); 1 GP
Signed as free agent on 2/12/18; Waived on 3/23/18

Yao Ming #11 • 7-6/310 • 9/12/80 • China

9 Seasons w/Rockets (2002-03 to 2010-11); 486 GP (28 Playoff GP): 19.0 ppg, 9.2 rpg, 1.6 apg
1st overall pick in 2002 NBA Draft

Zhou Qi #9 • 7-1/210 • 1/16/96 • China

2 Season w/Rockets (2017-18 to 2018-19); 19 GP (3 Playoff GP): 1.3 ppg, 1.2 rpg, 0.1 apg
43rd overall pick in 2016 NBA Draft (Signed on 7/6/17); Waived on 12/17/18

Playoffs



Rockets in the Playoffs

35 Years, Won 161, Lost 168 (.489) — Series: 63, Won 30, Lost 33
Home: 100-60 (.625), Road: 56-101 (.357), Neutral: 5-7 (.417)

Opponent	W-L	Home	Road	Series
Atlanta	2-6	2-2	0-4	0-2
Years Played: 1969, 1979 Last Meeting: April 13, 1979 at Atlanta (Hawks 100-91, Series: Atlanta 2-0)				
Boston	5-16	4-6	1-10	0-4
Years Played: 1975, 1980, 1981, 1986 Last Meeting: June 8, 1986 at Boston (Celtics 114-97, Series: Boston 4-2)				
Dallas	8-8	4-4	4-4	1-2
Years Played: 1988, 2005, 2015 Last Meeting: Apr. 28, 2015 at Toyota Center (Rockets 103-94, Series: Rockets 4-1)				
Denver	4-2	3-0	1-2	1-0
Year Played: 1986 Last Meeting: May 8, 1986, at Denver (Rockets 126-122, 2OT, Series: Houston 4-2)				
Golden State	10-20	8-7	2-12	0-5
Year Played: 2015, 2016, 2018, 2019, 2025 Last Meeting: May 4, 2025 at Toyota Center (Warriors 118-113), Series: Warriors 4-2)				
L.A. Clippers	7-5	5-2	2-3	2-0
Year Played: 1993, 2015 Last Meeting: May 17, 2015 at Toyota Center (Rockets 113-100, Series: Houston 4-3)				
L.A. Lakers	16-24	9-6	6-14	3-6
Years Played: 1981, 1986, 1990, 1991, 1996, 1999, 2004, 2009, 2020 Last Meeting: Sept. 12, 2020 (Lakers 119-96, Series: L.A. Lakers 4-1)				
Minnesota	7-1	5-0	2-1	2-0
Year Played: 1997, 2018 Last Meeting: April 25, 2018 at Toyota Center (Rockets 122-104, Series: Houston 4-1)				
New York	6-4	5-1	1-3	2-0
Years Played: 1975, 1994 Last Meeting: June 22, 1994 at The Summit (Rockets 90-84, Series: Houston 4-3)				

Opponent	W-L	Home	Road	Series
Oklahoma City	21-28	12-9	5-16	3-6
Years Played: 1982, 1987, 1989, 1993, 1996, 1997, 2013, 2017, 2020 Last Meeting: Sept. 2, 2020 (Rockets 104-102, Series: Houston 4-3)				
Orlando	4-0	2-0	2-0	1-0
Year Played: 1995 Last Meeting: June 14, 1995 at The Summit (Rockets 113-101, Series: Houston 4-0)				
Philadelphia	2-4	1-2	1-2	0-1
Year Played: 1977 Last Meeting: May 17, 1977 at The Summit (76ers 112-109, Series: Philadelphia 4-2)				
Phoenix	8-6	4-3	4-3	2-0
Years Played: 1994, 1995 Last Meeting: May 20, 1995 at Phoenix (Rockets 115-114, Series: Houston 4-3)				
Portland	12-8	8-2	4-6	3-1
Years Played: 1987, 1994, 2009, 2014 Last Meeting: May 2, 2014 at Portland (Blazers 99-98, Series: Houston 4-2)				
Sacramento	7-1	4-0	3-1	2-0
Years Played: 1981, 1986 Last Meeting: April 22, 1986 at Sacramento (Rockets 113-98, Series: Houston 3-0)				
San Antonio	12-10	5-6	7-4	3-1
Years Played: 1980, 1981, 1995, 2017 Last Meeting: May 11, 2017 at Toyota Center (Spurs 114-75, Series: San Antonio 4-2)				
Utah	26-23	17-9	9-14	4-5
Years Played: 1985, 1994, 1995, 1997, 1998, 2007, 2008, 2018, 2019 Last Meeting: April 24, 2019 at Toyota Center (Rockets 100-93) Series: Rockets 4-1)				
Washington	4-2	2-1	2-1	1-0
Year Played: 1977 Last Meeting: May 1, 1977 at Washington (Rockets 108-103, Series: Houston 4-2)				

Playoff Miscellaneous

Most Playoff Wins One Year: 15, 1994; 15, 1995

Most Playoff Losses One Year: 9, 1981

Most Consecutive Series Won: 8, 1994-1995

Most Consecutive Games Won: 7 (May 30, 1995-April 25, 1996; San Antonio 2, Orlando 4, L.A. Lakers 1)

Most Consecutive Home Games Won: 8 (April 17, 1986 vs. Sacramento - June 1, 1986 vs. Boston)

Most Consecutive Road Games Won: 8 (May 16, 1995 at Phoenix - April 25, 1996 at L.A. Lakers)

Most Consecutive Wins One Series: 4 (L.A. Lakers 1986, Orlando 1995)

Lost First Game, But Won Series: 1977 vs. Washington, 1986 vs. L.A. Lakers, 1994 vs. Phoenix, 1995 vs. Utah, 1995 vs. Phoenix, 2015 vs. L.A. Clippers

Lost First Two Games, But Won Series: 1994 vs. Phoenix, 1995 vs. Phoenix

Year-by-Year Playoff Results

1969 Playoff Results

Western Division Semifinals - Atlanta defeats Houston, 4-2

Date/Site	Result	Rockets High Scorer	Opponents High Scorer
March 27 at Atlanta	Hawks 107-98	31, Elvin Hayes	39, Lou Hudson
March 29 at Atlanta	Hawks 116-114	26, Rick Adelman	31, Zelmo Beatty
April 1 at San Diego	Rockets 104-97	26, Elvin Hayes	31, Zelmo Beatty
April 4 at San Diego	Rockets 114-112	30, Elvin Hayes	34, Walt Hazzard
April 6 at Atlanta	Hawks 112-101	27, Elvin Hayes	26, Joe Caldwell
April 7 at San Diego	Hawks 108-106	26, Elvin Hayes/Don Kojis	27, Lou Hudson

1975 Playoff Results

Eastern Conference First Round - Houston defeats New York, 2-1

Date/Site	Result	Rockets High Scorer	Opponents High Scorer
April 8 at Hofheinz	Rockets 99-84	22, Calvin Murphy	21, Walt Frazier
April 10 at New York	Knicks 106-96	22, Rudy Tomjanovich	26, Walt Frazier
April 12 at Hofheinz	Rockets 118-86	25, Rudy Tomjanovich	24, Walt Frazier

Eastern Conference Semifinals - Boston defeats Houston, 4-1

April 14 at Boston	Celtics 123-106	30, Rudy Tomjanovich	30, John Havlicek
April 16 at Boston	Celtics 112-100	30, Calvin Murphy	28, Dave Cowens
April 19 at Hofheinz	Rockets 117-102	28, Rudy Tomjanovich	21, Don Nelson
April 22 at Hofheinz	Celtics 122-117	35, Calvin Murphy	31, Dave Cowens
April 24 at Boston	Celtics 128-115	27, C. Murphy/R. Tomjanovich	29, JoJo White

1977 Playoff Results

Eastern Conference Semifinals - Houston defeats Washington, 4-2

Date/Site	Result	Rockets High Scorer	Opponents High Scorer
April 19 at The Summit	Bullets 111-101	24, Mike Newlin	32, Mitch Kupchak
April 21 at The Summit	Rockets 124-118 (OT)	31, Moses Malone	37, Phil Chenier
April 24 at Washington	Bullets 90-83	18, Moses Malone/John Lucas	23, Mitch Kupchak
April 26 at Washington	Rockets 107-103	28, Rudy Tomjanovich	29, Phil Chenier
April 29 at The Summit	Rockets 123-115	40, Calvin Murphy	30, Elvin Hayes
May 1 at Washington	Rockets 108-103	26, Rudy Tomjanovich	21, Phil Chenier

Eastern Conference Finals - Philadelphia defeats Houston, 4-2

May 5 at Philadelphia	Sixers 128-117	32, Moses Malone	24, Julius Erving
May 8 at Philadelphia	Sixers 106-97	32, Calvin Murphy	21, George McGinnis
May 11 at The Summit	Rockets 118-94	30, Moses Malone	28, Julius Erving
May 13 at The Summit	Sixers 107-95	24, Rudy Tomjanovich	36, Doug Collins
May 15 at Philadelphia	Rockets 118-115	21, John Lucas/R. Tomjanovich	37, Julius Erving
May 17 at The Summit	Sixers 112-109	24, John Lucas	34, Julius Erving

1979 Playoff Results

Eastern Conference First Round - Atlanta defeats Houston, 2-0

Date/Site	Result	Rockets High Scorer	Opponents High Scorer
April 11 at The Summit	Hawks 109-106	28, Moses Malone	23, Dan Roundfield
April 13 at Atlanta	Hawks 100-91	21, Moses Malone	25, John Drew/Eddie Johnson

1980 Playoff Results

Eastern Conference First Round - Houston defeats San Antonio, 2-1

Date/Site	Result	Rockets High Scorer	Opponents High Scorer
April 2 at The Summit	Rockets 95-85	28, Calvin Murphy	19, George Gervin
April 4 at San Antonio	Spurs 106-101	34, Moses Malone	44, George Gervin
April 6 at The Summit	Rockets 141-120	37, Moses Malone	37, George Gervin

Eastern Conference Semifinals - Boston defeats Houston, 4-0

April 9 at Boston	Celtics 119-101	27, Moses Malone	19, Chris Ford
April 11 at Boston	Celtics 95-75	22, Robert Reid	14, Larry Bird
April 13 at The Summit	Celtics 100-81	28, Moses Malone	20, Nate Archibald
April 14 at The Summit	Celtics 138-121	28, Moses Malone	34, Larry Bird

1981 Playoff Results

Western Conference First Round - Houston defeats L.A. Lakers, 2-1

Date/Site	Result	Rockets High Scorer	Opponents High Scorer
April 1 at Los Angeles	Rockets 111-107	38, Moses Malone	26, Earvin Johnson
April 3 at The Summit	Lakers 111-106	33, Moses Malone	27, Kareem Abdul-Jabbar
April 5 at Los Angeles	Rockets 89-86	23, Moses Malone	32, Kareem Abdul-Jabbar

Year-by-Year Playoff Results

Western Conference Semifinals - Houston defeats San Antonio, 4-3

April 7 at San Antonio	Rockets 107-98	27, Moses Malone	30, George Gervin
April 8 at San Antonio	Spurs 125-113	34, Calvin Murphy	34, Mark Olberding
April 10 at The Summit	Rockets 112-99	41, Moses Malone	33, George Gervin
April 12 at The Summit	Spurs 114-112	33, Robert Reid	33, George Gervin
April 14 at San Antonio	Rockets 123-117	36, Calvin Murphy	25, Reggie Johnson
April 15 at The Summit	Spurs 101-96	36, Moses Malone	26, George Gervin
April 17 at San Antonio	Rockets 105-100	42, Calvin Murphy	21, George Gervin

Western Conference Finals - Houston defeats Kansas City, 4-1

April 21 at Kansas City	Rockets 97-78	29, Moses Malone	20, Ernie Grunfeld
April 22 at Kansas City	Kings 88-79	18, Moses Malone	31, Reggie King
April 24 at The Summit	Rockets 92-88	23, Calvin Murphy	22, R. King/Scott Wedman
April 26 at The Summit	Rockets 100-89	42, Moses Malone	24, Reggie King
April 29 at Kansas City	Rockets 97-88	36, Moses Malone	20, Scott Wedman

NBA Finals - Boston defeats Houston, 4-2

May 5 at Boston	Celtics 98-95	27, Robert Reid	18, Larry Bird
May 7 at Boston	Rockets 92-90	31, Moses Malone	19, Larry Bird
May 9 at The Summit	Celtics 94-71	23, Moses Malone	19, Cedric Maxwell
May 10 at The Summit	Rockets 91-86	28, Mike Dunleavy	24, Cedric Maxwell
May 12 at Boston	Celtics 109-80	20, Moses Malone	28, Cedric Maxwell
May 14 at The Summit	Celtics 102-91	27, Robert Reid	27, Larry Bird

1982 Playoff Results

Western Conference First Round - Seattle defeats Houston, 2-1

Date/Site	Result	Rockets High Scorer	Opponents High Scorer
April 21 at Seattle	Sonics 102-87	20, Moses Malone	17, Gus Williams
April 23 at The Summit	Rockets 91-70	28, Moses Malone	28, Gus Williams
April 25 at Seattle	Sonics 104-83	24, Moses Malone	30, Jack Sikma

1985 Playoff Results

Western Conference First Round - Utah defeats Houston, 3-2

Date/Site	Result	Rockets High Scorer	Opponents High Scorer
April 19 at The Summit	Jazz 115-101	26, Ralph Sampson	34, Adrian Dantley
April 21 at The Summit	Rockets 122-96	27, Lewis Lloyd	22, Jeff Wilkins
April 24 at Utah	Jazz 112-104	26, Hakeem Olajuwon	29, Adrian Dantley
April 26 at Utah	Rockets 96-94	18, H. Olajuwon/R. Sampson	22, Rickey Green
April 28 at The Summit	Jazz 104-97	32, Hakeem Olajuwon	25, Adrian Dantley

1986 Playoff Results

Western Conference First Round - Houston defeats Sacramento, 3-0

Date/Site	Result	Rockets High Scorer	Opponents High Scorer
April 17 at The Summit	Rockets 107-87	29, Hakeem Olajuwon	18, Reggie Theus
April 19 at The Summit	Rockets 111-103	29, Robert Reid	20, Larry Drew
April 22 at Sacramento	Rockets 113-98	25, Lewis Lloyd/Ralph Sampson	33, Eddie Johnson

Western Conference Semifinals - Houston defeats Denver, 4-2

April 26 at The Summit	Rockets 126-119	38, Hakeem Olajuwon	34, Alex English
April 29 at The Summit	Rockets 119-101	27, Ralph Sampson	18, Blair Rasmussen
May 2 at Denver	Nuggets 116-115	31, Hakeem Olajuwon	33, Alex English
May 4 at Denver	Nuggets 114-111 (OT)	28, Ralph Sampson	28, Alex English
May 6 at The Summit	Rockets 131-103	36, Hakeem Olajuwon	27, Alex English
May 8 at Denver	Rockets 126-122 (2OT)	28, Hakeem Olajuwon	42, Alex English

Western Conference Finals - Houston defeats L.A. Lakers, 4-1

May 10 at Los Angeles	Lakers 119-107	28, Hakeem Olajuwon	31, Kareem Abdul-Jabbar
May 13 at Los Angeles	Rockets 112-102	24, Lewis Lloyd/Ralph Sampson	24, Earvin Johnson
May 16 at The Summit	Rockets 117-109	40, Hakeem Olajuwon	33, Kareem Abdul-Jabbar
May 18 at The Summit	Rockets 105-95	35, Hakeem Olajuwon	26, James Worthy
May 21 at Los Angeles	Rockets 114-112	30, Hakeem Olajuwon	26, Kareem Abdul-Jabbar

NBA Finals - Boston defeats Houston, 4-2

May 26 at Boston	Celtics 112-100	33, Hakeem Olajuwon	23, Robert Parish
May 29 at Boston	Celtics 117-95	21, Hakeem Olajuwon	31, Larry Bird
June 1 at The Summit	Rockets 106-104	24, Ralph Sampson	28, Kevin McHale
June 3 at The Summit	Celtics 106-103	25, Ralph Sampson	22, Dennis Johnson/R. Parish
June 5 at The Summit	Rockets 111-96	32, Hakeem Olajuwon	33, Kevin McHale
June 8 at Boston	Celtics 114-97	19, Hakeem Olajuwon	29, L. Bird/K. McHale

Year-by-Year Playoff Results

1987 Playoff Results

Western Conference First Round - Houston defeats Portland, 3-1

Date/Site	Result	Rockets High Scorer	Opponents High Scorer
April 24 at Portland	Rockets 125-115	30, Hakeem Olajuwon	30, Kiki Vandeweghe
April 26 at Portland	Blazers 111-98	28, Allen Leavell/Ralph Sampson	32, Clyde Drexler
April 28 at The Summit	Rockets 117-108	35, Hakeem Olajuwon	26, Clyde Drexler
April 30 at The Summit	Rockets 113-101	27, Hakeem Olajuwon	27, Kiki Vandeweghe

Western Conference Semifinals - Seattle defeats Houston, 4-2

May 2 at The Summit	Sonics 111-106 (OT)	28, Hakeem Olajuwon	34, Dale Ellis
May 5 at The Summit	Sonics 99-97	27, Hakeem Olajuwon	30, Dale Ellis
May 7 at Seattle	Rockets 102-84	33, Hakeem Olajuwon	24, Tom Chambers
May 9 at Seattle	Sonics 117-102	20, H. Olajuwon/Rodney McCray	38, Tom Chambers
May 12 at The Summit	Rockets 112-107	26, Hakeem Olajuwon	27, Dale Ellis
May 14 at Seattle	Sonics 128-125 (2OT)	49, Hakeem Olajuwon	37, Tom Chambers

1988 Playoff Results

Western Conference First Round - Dallas defeats Houston, 3-1

Date/Site	Result	Rockets High Scorer	Opponents High Scorer
April 28 at Dallas	Mavericks 120-110	34, Hakeem Olajuwon	24, Roy Tarpley
April 30 at Dallas	Rockets 119-108	42, Eric Floyd/41, H. Olajuwon	23, Roy Tarpley
May 3 at The Summit	Mavericks 93-92	35, Hakeem Olajuwon	17, Roy Tarpley
May 5 at The Summit	Mavericks 107-97	40, Hakeem Olajuwon	38, Mark Aguirre

1989 Playoff Results

Western Conference First Round - Seattle defeats Houston, 3-1

Date/Site	Result	Rockets High Scorer	Opponents High Scorer
April 28 at Seattle	Sonics 111-107	28, Hakeem Olajuwon	25, Dale Ellis
April 30 at Seattle	Sonics 109-97	30, Hakeem Olajuwon	20, Xavier McDaniel/Alton Lister
May 3 at The Summit	Rockets 126-107	28, Eric Floyd	26, Dale Ellis
May 5 at The Summit	Sonics 98-96	24, Hakeem Olajuwon	26, Dale Ellis

1990 Playoff Results

Western Conference First Round - L.A. Lakers defeat Houston, 3-1

Date/Site	Result	Rockets High Scorer	Opponents High Scorer
April 27 at Los Angeles	Lakers 101-89	21, Otis Thorpe	34, James Worthy
April 29 at Los Angeles	Lakers 104-100	27, Eric Floyd	32, James Worthy
May 1 at The Summit	Rockets 114-108	27, Otis Thorpe	26, James Worthy
May 3 at The Summit	Lakers 109-88	28, Hakeem Olajuwon	20, James Worthy

1991 Playoff Results

Western Conference First Round - L.A. Lakers defeat Houston, 3-0

Date/Site	Result	Rockets High Scorer	Opponents High Scorer
April 25 at Los Angeles	Lakers 94-92	22, Hakeem Olajuwon	20, Byron Scott
April 27 at Los Angeles	Lakers 109-98	31, Vernon Maxwell	29, James Worthy
April 30 at The Summit	Lakers 94-90	21, Otis Thorpe/H. Olajuwon	38, Earvin Johnson

1993 Playoff Results

Western Conference First Round - Houston defeats L.A. Clippers, 3-2

Date/Site	Result	Rockets High Scorer	Opponents High Scorer
April 29 at The Summit	Rockets 117-94	28, Hakeem Olajuwon	26, Mark Jackson
May 1 at The Summit	Clippers 95-83	30, Hakeem Olajuwon	29, Ron Harper
May 3 at Los Angeles	Rockets 111-99	32, Hakeem Olajuwon	23, Danny Manning
May 5 at Los Angeles	Clippers 93-90	25, Hakeem Olajuwon	21, Ron Harper
May 8 at The Summit	Rockets 84-80	31, Hakeem Olajuwon	24, Danny Manning

Western Conference Semifinals - Seattle defeats Houston, 4-3

May 10 at Seattle	Sonics 99-90	26, Hakeem Olajuwon	23, Ricky Pierce
May 12 at Seattle	Sonics 111-100	28, Hakeem Olajuwon	23, Sam Perkins
May 15 at The Summit	Rockets 97-79	28, Otis Thorpe	12, Shawn Kemp
May 16 at The Summit	Rockets 103-92	24, Hakeem Olajuwon	23, Shawn Kemp
May 18 at Seattle	Sonics 120-95	25, Hakeem Olajuwon	24, Ricky Pierce
May 20 at The Summit	Rockets 103-90	30, Kenny Smith	14, Sam Perkins/Gary Payton
May 22 at Seattle	Sonics 103-100 (OT)	23, Hakeem Olajuwon	25, Ricky Pierce

Year-by-Year Playoff Results

1994 Playoff Results

Western Conference First Round - Houston defeats Portland, 3-1

Date/Site	Result	Rockets High Scorer	Opponents High Scorer
April 29 at The Summit	Rockets 114-104	26, Hakeem Olajuwon	26, Clyde Drexler
May 1 at The Summit	Rockets 115-104	46, Hakeem Olajuwon	28, Cliff Robinson
May 3 at Portland	Blazers 118-115	36, Hakeem Olajuwon	25, Rod Strickland
May 6 at Portland	Rockets 92-89	28, Hakeem Olajuwon	26, Rod Strickland

Western Conference Semifinals - Houston defeats Phoenix, 4-3

May 8 at The Summit	Suns 91-87	36, Hakeem Olajuwon	21, Charles Barkley
May 11 at The Summit	Suns 124-117 (OT)	31, Hakeem Olajuwon	34, Charles Barkley
May 13 at Phoenix	Rockets 118-102	34, Vernon Maxwell	38, Kevin Johnson
May 15 at Phoenix	Rockets 107-96	28, Hakeem Olajuwon	38, Kevin Johnson
May 17 at The Summit	Rockets 109-86	20, Otis Thorpe/H. Olajuwon	30, Charles Barkley
May 19 at Phoenix	Suns 103-89	23, Hakeem Olajuwon	28, Kevin Johnson
May 21 at The Summit	Rockets 104-94	37, Hakeem Olajuwon	25, Kevin Johnson

Western Conference Finals - Houston defeats Utah, 4-1

May 23 at The Summit	Rockets 100-88	31, Hakeem Olajuwon	20, Karl Malone
May 25 at The Summit	Rockets 104-99	41, Hakeem Olajuwon	32, Karl Malone
May 27 at Utah	Jazz 95-86	29, Hakeem Olajuwon	22, Karl Malone
May 29 at Utah	Rockets 80-78	25, Kenny Smith	25, Karl Malone
May 31 at The Summit	Rockets 94-83	22, Robert Horry/H. Olajuwon	31, Karl Malone

NBA Finals - Houston defeats New York, 4-3

June 8 at The Summit	Rockets 85-78	28, Hakeem Olajuwon	23, Patrick Ewing
June 10 at The Summit	Knicks 91-83	25, Hakeem Olajuwon	19, John Starks
June 12 at New York	Rockets 93-89	21, Hakeem Olajuwon	21, Derek Harper
June 15 at New York	Knicks 91-82	32, Hakeem Olajuwon	21, Derek Harper
June 17 at New York	Knicks 91-84	27, Hakeem Olajuwon	25, Patrick Ewing
June 19 at The Summit	Rockets 86-84	30, Hakeem Olajuwon	27, John Starks
June 22 at The Summit	Rockets 90-84	25, Hakeem Olajuwon	23, Derek Harper

1995 Playoff Results

Western Conference First Round - Houston defeats Utah, 3-2

Date/Site	Result	Rockets High Scorer	Opponents High Scorer
April 27 at Utah	Jazz 102-100	45, Hakeem Olajuwon	28, John Stockton
April 29 at Utah	Rockets 140-126	32, Kenny Smith	28, Karl Malone
May 3 at The Summit	Jazz 95-82	30, Hakeem Olajuwon	32, Karl Malone
May 5 at The Summit	Rockets 123-106	41, Clyde Drexler/40, H. Olajuwon	31, Karl Malone
May 7 at Utah	Rockets 95-91	33, Hakeem Olajuwon	35, Karl Malone

Western Conference Semifinals - Houston defeats Phoenix, 4-3

May 9 at Phoenix	Suns 130-108	31, Sam Cassell	26, Charles Barkley
May 11 at Phoenix	Suns 118-94	25, Hakeem Olajuwon	30, Charles Barkley
May 13 at The Summit	Rockets 118-85	36, Hakeem Olajuwon	14, Kevin Johnson
May 14 at The Summit	Suns 114-110	38, Hakeem Olajuwon	43, Kevin Johnson
May 16 at Phoenix	Rockets 103-97 (OT)	31, Hakeem Olajuwon	28, Kevin Johnson
May 18 at The Summit	Rockets 116-103	30, Hakeem Olajuwon	34, Charles Barkley
May 20 at Phoenix	Rockets 115-114	29, H. Olajuwon/Clyde Drexler	46, Kevin Johnson

Western Conference Finals - Houston defeats San Antonio, 4-2

May 22 at San Antonio	Rockets 94-93	27, Hakeem Olajuwon	24, David Robinson
May 24 at San Antonio	Rockets 106-96	41, Hakeem Olajuwon	32, David Robinson
May 26 at The Summit	Spurs 107-102	43, Hakeem Olajuwon	29, David Robinson
May 28 at The Summit	Spurs 103-81	20, Hakeem Olajuwon	20, David Robinson
May 30 at San Antonio	Rockets 111-90	42, Hakeem Olajuwon	22, David Robinson
June 1 at The Summit	Rockets 100-95	39, Hakeem Olajuwon	19, David Robinson

NBA Finals - Houston defeats Orlando, 4-0

June 7 at Orlando	Rockets 120-118 (OT)	31, Hakeem Olajuwon	26, Anfernee Hardaway/S. O'Neal
June 9 at Orlando	Rockets 117-106	34, Hakeem Olajuwon	33, Shaquille O'Neal
June 11 at The Summit	Rockets 106-103	31, Hakeem Olajuwon	28, Shaquille O'Neal
June 14 at The Summit	Rockets 113-101	35, Hakeem Olajuwon	25, A. Hardaway/S. O'Neal

1996 Playoff Results

Western Conference First Round - Houston defeats L.A. Lakers, 3-1

Date/Site	Result	Rockets High Scorer	Opponents High Scorer
April 25 at Los Angeles	Rockets 87-83	33, Hakeem Olajuwon	22, Cedric Ceballos
April 27 at Los Angeles	Lakers 104-94	22, Sam Cassell	26, Earvin Johnson
April 30 at The Summit	Rockets 104-98	30, Hakeem Olajuwon	18, Elden Campbell
May 2 at The Summit	Rockets 102-94	25, Hakeem Olajuwon	25, Cedric Ceballos

Year-by-Year Playoff Results

Western Conference Semifinals - Seattle defeats Houston, 4-0

May 4 at Seattle	Sonics 108-75	18, Robert Horry	28, Gary Payton
May 6 at Seattle	Sonics 105-101	19, Clyde Drexler	21, Detlef Schrempf
May 10 at The Summit	Sonics 115-112	28, Clyde Drexler	28, D. Schrempf/G. Payton
May 12 at The Summit	Sonics 114-110 (OT)	26, Hakeem Olajuwon	32, Shawn Kemp

1997 Playoff Results

Western Conference First Round - Houston defeats Minnesota, 3-0

Date/Site	Result	Rockets High Scorer	Opponents High Scorer
April 24 at The Summit	Rockets 112-95	21, Mario Elie	28, Stephon Marbury
April 26 at The Summit	Rockets 96-84	20, Charles Barkley	22, Stephon Marbury
April 29 at Minnesota	Rockets 125-120	26, Matt Maloney	27, Tom Gugliotta

Western Conference Semifinals - Houston defeats Seattle, 4-3

May 5 at The Summit	Rockets 112-102	22, Clyde Drexler	24, Shawn Kemp
May 7 at The Summit	Sonics 106-101	25, Clyde Drexler	22, Shawn Kemp
May 9 at Seattle	Rockets 97-93	24, Hakeem Olajuwon	28, S. Kemp/Gary Payton
May 11 at Seattle	Rockets 110-106 (OT)	26, Charles Barkley/Matt Maloney	27, Gary Payton
May 13 at The Summit	Sonics 100-94	31, Hakeem Olajuwon	23, Hersey Hawkins
May 15 at Seattle	Sonics 99-96	30, Hakeem Olajuwon	22, Shawn Kemp
May 17 at The Summit	Rockets 96-91	24, Clyde Drexler	27, Gary Payton

Western Conference Finals - Utah defeats Houston, 4-2

May 19 at Utah	Jazz 101-86	30, Hakeem Olajuwon	21, Karl Malone
May 21 at Utah	Jazz 104-92	30, Hakeem Olajuwon	26, John Stockton
May 23 at The Summit	Rockets 118-100	31, Eddie Johnson	21, Karl Malone
May 25 at The Summit	Rockets 95-92	27, Hakeem Olajuwon	22, K. Malone/J. Stockton
May 27 at Utah	Jazz 96-91	33, Hakeem Olajuwon	29, Karl Malone
May 29 at The Summit	Jazz 103-100	33, Clyde Drexler	25, John Stockton

1998 Playoff Results

Western Conference First Round - Utah defeats Houston, 3-2

Date/Site	Result	Rockets High Scorer	Opponents High Scorer
April 23 at Utah	Rockets 103-90	22, Clyde Drexler	23, Karl Malone
April 25 at Utah	Jazz 105-90	16, Hakeem Olajuwon	29, Karl Malone
April 29 at Compaq Center	Rockets 89-85	28, Hakeem Olajuwon	19, K. Malone/Bryon Russell
May 1 at Compaq Center	Jazz 93-71	27, Hakeem Olajuwon	29, Karl Malone
May 3 at Utah	Jazz 84-70	16, Kevin Willis	31, Karl Malone

1999 Playoff Results

Western Conference First Round - L.A. Lakers defeat Houston, 3-1

Date/Site	Result	Rockets High Scorer	Opponents High Scorer
May 9 at Los Angeles	Lakers 101-100	25, Charles Barkley	29, Glen Rice
May 11 at Los Angeles	Lakers 110-98	20, Sam Mack	28, Shaquille O'Neal
May 13 at Compaq Center	Rockets 102-88	37, Scottie Pippen	26, Shaquille O'Neal
May 15 at Compaq Center	Lakers 98-88	20, Charles Barkley	37, Shaquille O'Neal

2004 Playoff Results

Western Conference First Round - L.A. Lakers defeat Houston, 4-1

Date/Site	Result	Rockets High Scorer	Opponents High Scorer
April 17 at Los Angeles	Lakers 72-71	18, Steve Francis	20, Shaquille O'Neal
April 19 at Los Angeles	Lakers 98-84	21, Yao Ming	36, Kobe Bryant
April 23 at Toyota Center	Rockets 102-91	27, Steve Francis	25, Shaquille O'Neal
April 25 at Toyota Center	Lakers 92-88 (OT)	17, Steve Francis	30, Karl Malone
April 28 at Los Angeles	Lakers 97-78	17, Jim Jackson	31, Kobe Bryant

2005 Playoff Results

Western Conference First Round - Dallas defeats Houston, 4-3

Date/Site	Result	Rockets High Scorer	Opponents High Scorer
April 23 at Dallas	Rockets 98-86	34, Tracy McGrady	21, Dirk Nowitzki
April 25 at Dallas	Rockets 113-111	33, Yao Ming	26, Dirk Nowitzki
April 28 at Toyota Center	Mavericks 106-102	28, Tracy McGrady	28, Dirk Nowitzki
April 30 at Toyota Center	Mavericks 97-93	36, Tracy McGrady	32, Jason Terry
May 2 at Dallas	Mavericks 103-100	30, Yao Ming	23, Dirk Nowitzki
May 5 at Toyota Center	Rockets 101-83	37, Tracy McGrady	21, Jerry Stackhouse
May 7 at Dallas	Mavericks 116-76	33, Yao Ming	31, Jason Terry

Year-by-Year Playoff Results

2007 Playoff Results

Western Conference First Round - Utah defeats Houston, 4-3

Date/Site	Result	Rockets High Scorer	Opponents High Scorer
April 21 at Toyota Center	Rockets 84-75	28, Yao Ming	15, Derek Fisher/Deron Williams
April 23 at Toyota Center	Rockets 98-90	31, Tracy McGrady	41, Carlos Boozer
April 26 at Utah	Jazz 81-67	26, Yao Ming	22, Carlos Boozer
April 28 at Utah	Jazz 98-85	20, Yao Ming	25, Deron Williams
April 30 at Toyota Center	Rockets 96-92	26, Tracy McGrady	26, Carlos Boozer
May 3 at Utah	Jazz 94-82	26, Tracy McGrady	22, Carlos Boozer
May 5 at Toyota Center	Jazz 103-99	29, T. McGrady/Yao Ming	35, Carlos Boozer

2008 Playoff Results

Western Conference First Round - Utah defeats Houston, 4-2

Date/Site	Result	Rockets High Scorer	Opponents High Scorer
April 19 at Toyota Center	Jazz 93-82	22, Shane Battier	21, Andrei Kirilenko
April 21 at Toyota Center	Jazz 90-84	23, Tracy McGrady	22, Deron Williams
April 24 at Utah	Rockets 94-92	27, Tracy McGrady	28, Deron Williams
April 26 at Utah	Jazz 86-82	23, Tracy McGrady	17, Deron Williams
April 29 at Toyota Center	Rockets 95-69	29, Tracy McGrady	19, Carlos Boozer
May 2 at Utah	Jazz 113-91	40, Tracy McGrady	25, Deron Williams

2009 Playoff Results

Western Conference First Round - Houston defeats Portland, 4-2

Date/Site	Result	Rockets High Scorer	Opponents High Scorer
April 18 at Portland	Rockets 108-81	27, Aaron Brooks	21, Brandon Roy
April 21 at Portland	Blazers 107-103	23, Aaron Brooks	42, Brandon Roy
April 24 at Toyota Center	Rockets 86-83	19, Luis Scola	19, Brandon Roy
April 26 at Toyota Center	Rockets 89-88	21, Yao Ming	31, Brandon Roy
April 28 at Portland	Blazers 88-77	21, Luis Scola	25, LaMarcus Aldridge/Brandon Roy
April 30 at Toyota Center	Rockets 92-76	27, Ron Artest	26, LaMarcus Aldridge

Western Conference Semifinals - L.A. Lakers defeat Houston, 4-3

Date/Site	Result	Rockets High Scorer	Opponents High Scorer
May 4 at Los Angeles	Rockets 100-92	28, Yao Ming	32, Kobe Bryant
May 6 at Los Angeles	Lakers 111-98	25, Ron Artest	40, Kobe Bryant
May 8 at Toyota Center	Lakers 108-94	25, Ron Artest	33, Kobe Bryant
May 10 at Toyota Center	Rockets 99-87	34, Aaron Brooks	30, Pau Gasol
May 12 at Los Angeles	Lakers 118-78	14, Aaron Brooks	26, Kobe Bryant
May 14 at Toyota Center	Rockets 95-80	26, Aaron Brooks	32, Kobe Bryant
May 17 at Los Angeles	Lakers 89-70	13, Aaron Brooks	21, Pau Gasol

2013 Playoff Results

Western Conference First Round - Oklahoma City defeats Houston, 4-2

Date/Site	Result	Rockets High Scorer	Opponents High Scorer
April 21 at Oklahoma City	Thunder 120-91	20, James Harden	24, Kevin Durant
April 24 at Oklahoma City	Thunder 105-102	36, James Harden	29, Kevin Durant/Russell Westbrook
April 27 at Toyota Center	Thunder 104-101	30, James Harden	41, Kevin Durant
April 29 at Toyota Center	Rockets 105-103	27, Chandler Parsons	38, Kevin Durant
May 1 at Oklahoma City	Rockets 107-100	31, James Harden	36, Kevin Durant
May 3 at Toyota Center	Thunder 103-94	26, James Harden	27, Kevin Durant

2014 Playoff Results

Western Conference First Round - Portland defeats Houston, 4-2

Date/Site	Result	Rockets High Scorer	Opponents High Scorer
April 20 at Toyota Center	Blazers 122-120 (OT)	27, J. Harden/D. Howard	46, LaMarcus Aldridge
April 23 at Toyota Center	Blazers 112-105	32, Dwight Howard	43, LaMarcus Aldridge
April 25 at Portland	Rockets 121-116 (OT)	37, James Harden	30, Damian Lillard
April 27 at Portland	Blazers 123-120 (OT)	28, James Harden	29, LaMarcus Aldridge
April 30 at Toyota Center	Rockets 108-98	22, Dwight Howard	27, Wes Mathews
May 2 at Portland	Blazers 99-98	34, James Harden	30, LaMarcus Aldridge

Year-by-Year Playoff Results

2015 Playoff Results

Western Conference First Round - Houston defeats Dallas 4-1

Date/Site	Result	Rockets High Scorer	Opponents High Scorer
April 18 at Toyota Center	Rockets 118-108	24, James Harden	24, Dirk Nowitzki
April 21 at Toyota Center	Rockets 111-99	28, Dwight Howard	24, Monta Ellis
April 24 at Dallas	Rockets 130-128	42, James Harden	34, Monta Ellis, Dirk Nowitzki
April 26 at Dallas	Mavericks 121-109	24, James Harden	31, Monta Ellis
April 28 at Toyota Center	Rockets 103-94	28, James Harden	25, Monta Ellis

Western Conference Semifinals - Houston defeats L.A. Clippers 4-3

Date/Site	Result	Rockets High Scorer	Opponents High Scorer
May 4 at Toyota Center	Clippers 117-101	22, Dwight Howard	26, Blake Griffin
May 6 at Toyota Center	Rockets 115-109	32, James Harden	34, Blake Griffin
May 8 at Los Angeles	Clippers 117-101	22, Dwight Howard	26, Blake Griffin
May 10 at Los Angeles	Clippers 128-95	21, James Harden	26, DeAndre Jordan
May 12 at Toyota Center	Rockets 124-103	26, James Harden	30, Blake Griffin
May 14 at Los Angeles	Rockets 119-107	23, James Harden	31, Chris Paul
May 17 at Toyota Center	Rockets 113-100	31, James Harden	27, Blake Griffin

Western Conference Finals - Golden State defeats Houston 4-1

Date/Site	Result	Rockets High Scorer	Opponents High Scorer
May 19 at Golden State	Warriors 110-106	28, James Harden	34, Stephen Curry
May 21 at Golden State	Warriors 99-98	38, James Harden	33, Stephen Curry
May 23 at Toyota Center	Warriors 115-80	17, James Harden	40, Stephen Curry
May 25 at Toyota Center	Rockets 128-115	45, James Harden	24, Klay Thompson
May 27 at Golden State	Warriors 104-90	18, Dwight Howard	26, Stephen Curry

2016 Playoff Results

Western Conference First Round - Golden State defeats Houston 4-1

Date/Site	Result	Rockets High Scorer	Opponents High Scorer
April 16 at Golden State	Warriors 104-78	17, James Harden	24, Stephen Curry
April 18 at Golden State	Warriors 115-106	28, James Harden	34, Klay Thompson
April 21 at Toyota Center	Rockets, 97-96	35, James Harden	22, Marreese Speights
April 24 at Toyota Center	Warriors 121-94	19, Dwight Howard	23, Klay Thompson
April 27 at Golden State	Warriors 114-81	35, James Harden	27, Klay Thompson

2017 Playoff Results

Western Conference First Round - Houston defeats Oklahoma City 4-1

Date/Site	Result	Rockets High Scorer	Opponents High Scorer
April 16 vs. Oklahoma City	Rockets 118-87	37, James Harden	22, Russell Westbrook
April 19 vs. Oklahoma City	Rockets 115-111	35, James Harden	51, Russell Westbrook
April 21 at Oklahoma City	Thunder 115-113	44, James Harden	32, Russell Westbrook
April 23 at Oklahoma City	Rockets 113-109	28, Nené	35, Russell Westbrook
April 25 vs. Oklahoma City	Rockets 105-99	34, James Harden	47, Russell Westbrook

Western Conference Semifinals - San Antonio defeats Houston 4-2

Date/Site	Result	Rockets High Scorer	Opponents High Scorer
May 1 at San Antonio	Rockets 126-99	23, Trevor Ariza	21, Kawhi Leonard
May 3 at San Antonio	Spurs 121-96	18, Ryan Anderson	34, Kawhi Leonard
May 5 vs. San Antonio	Spurs 103-92	43, James Harden	26, Kawhi Leonard
May 7 vs. San Antonio	Rockets 125-104	28, James Harden	17, Jonathan Simmons
May 9 at San Antonio	Spurs 110-107 (OT)	33, James Harden	22, Kawhi Leonard
May 11 vs. San Antonio	Spurs 114-75	20, Trevor Ariza	34, LaMarcus Aldridge

2018 Playoff Results

Western Conference First Round - Houston defeats Minnesota 4-1

Date/Site	Result	Rockets High Scorer	Opponents High Scorer
Apr 15 at Toyota Center	Rockets 104-101	44, James Harden	18, Andrew Wiggins
Apr 18 at Toyota Center	Rockets 102- 82	27, Chris Paul	16, Nemanja Bjelica
Apr 21 at Minnesota	Timberwolves 121-105	29, James Harden	28, Jimmy Butler
Apr 23 at Minnesota	Rockets 119-100	36, James Harden	22, Karl-Anthony Towns
Apr 25 at Toyota Center	Rockets 122-104	26, Clint Capela	23, Karl-Anthony Towns

Western Conference Semifinals - Houston defeats Utah 4-1

Date/Site	Result	Rockets High Scorer	Opponents High Scorer
Apr 29 at Toyota Center	Rockets 110- 96	41, James Harden	21, Donovan Mitchell/Jae Crowder
May 2 at Toyota Center	Jazz 116-108	32, James Harden	27, Joe Ingles
May 4 at Utah	Rockets 113- 92	25, Eric Gordon/James Harden	17, Royce O'Neale
May 6 at Utah	Rockets 100- 87	27, Chris Paul	25, Donovan Mitchell
May 8 at Toyota Center	Rockets 112-102	41, Chris Paul	24, Donovan Mitchell

Year-by-Year Playoff Results

Western Conference Finals - Golden State defeats Houston 4-3

Date/Site	Result	Rockets High Scorer	Opponents High Scorer
May 14 at Toyota Center	Warriors 119-106	41, James Harden	37, Kevin Durant
May 16 at Toyota Center	Rockets 127-105	27, Eric Gordon/James Harden	38, Kevin Durant
May 20 at Golden State	Warriors 126-85	20, James Harden	35, Stephen Curry
May 22 at Golden State	Rockets 95- 92	30, James Harden	28, Stephen Curry
May 24 at Toyota Center	Rockets 98- 94	24, Eric Gordon	29, Kevin Durant
May 26 at Golden State	Warriors 115-86	32, James Harden	35, Klay Thompson
May 28 at Toyota Center	Warriors 101-92	32, James Harden	34, Kevin Durant

2019 Playoff Results

Western Conference First Round - Houston defeats Utah 4-1

Date/Site	Result	Rockets High Scorer	Opponents High Scorer
Apr. 14 at Toyota Center	Rockets 122-90	29, James Harden	22, Rudy Gobert
Apr. 17 at Toyota Center	Rockets 118-98	32, James Harden	17, Royce O'Neale/Ricky Rubio
Apr. 20 at Utah	Rockets 104-101	22, James Harden	34, Donovan Mitchell
Apr. 22 at Utah	Jazz 107-91	30, James Harden	31, Donovan Mitchell
Apr. 24 at Toyota Center	Rockets 100-93	26, James Harden	18, Royce O'Neale

Western Conference Semifinals - Golden State defeats Houston 4-2

Date/Site	Result	Rockets High Scorer	Opponents High Scorer
Apr. 28 at Golden State	Warriors 104-100	35, James Harden	35, Kevin Durant
Apr. 30 at Golden State	Warriors 115-109	29, James Harden	29, Kevin Durant
May 4 at Toyota Center	Rockets 126-121 (OT)	41, James Harden	46, Kevin Durant
May 6 at Toyota Center	Rockets 112-108	38, James Harden	34, Kevin Durant
May 8 at Golden State	Warriors 104-99	31, James Harden	27, Klay Thompson
May 10 at Toyota Center	Warriors 118-113	35, James Harden	33, Stephen Curry

2020 Playoff Results

Western Conference First Round - Houston defeats Oklahoma City 4-3

Date/Site	Result	Rockets High Scorer	Opponents High Scorer
Aug. 18 (Neutral)	Rockets 123-108	37, James Harden	29, Danilo Gallinari
Aug. 20 (Neutral)	Rockets 111-98	21, James Harden	31, Shai Gilgeous-Alexander
Aug. 22 (Neutral)	Thunder 119-107 (OT)	38, James Harden	29, Dennis Schroder
Aug. 24 (Neutral)	Thunder 117-114	32, James Harden	30, Dennis Schroder
Aug. 29 (Neutral)	Rockets 114-80	31, James Harden	19, Dennis Schroder
Aug. 31 (Neutral)	Thunder 104-100	32, James Harden	28, Chris Paul
Sept. 2 (Neutral)	Rockets 104-102	21, E. Gordon/R. Covington	30, Luguentz Dort

Western Conference Semifinals - L.A. Lakers defeat Houston 4-1

Date/Site	Result	Rockets High Scorer	Opponents High Scorer
Sept. 4 (Neutral)	Rockets 112-97	36, James Harden	25, Anthony Davis
Sept. 6 (Neutral)	Lakers 117-109	27, James Harden	34, Anthony Davis
Sept. 8 (Neutral)	Lakers 112-102	33, James Harden	36, LeBron James
Sept. 10 (Neutral)	Lakers 110-100	25, Russell Westbrook	29, Anthony Davis
Sept. 12 (Neutral)	Lakers 119-96	30, James Harden	29, LeBron James

2025 Playoff Results

Western Conference First Round - Golden State defeats Houston 4-3

Date/Site	Result	Rockets High Scorer	Opponents High Scorer
Apr. 20 at Toyota Center	Warriors 95-85	26, Alperen Sengun	31, Stephen Curry
Apr. 23 at Toyota Center	Rockets 109-94	38, Jalen Green	20, Stephen Curry
Apr. 26 at Golden State	Warriors 104-93	17, Fred VanVleet	36, Stephen Curry
Apr. 28 at Golden State	Warriors 109-106	31, Alperen Sengun	27, Jimmy Butler
Apr. 30 at Toyota Center	Rockets 131-116	26, Fred VanVleet	25, Moses Moody
May 2 at Golden State	Rockets 115-107	29, Fred VanVleet	29, Stephen Curry
May 4 at Toyota Center	Warriors 103-89	24, Amen Thompson	33, Buddy Hield

Year-by-Year Playoff Statistics

1969 (2-4)

Player	G-S	Min	FGM-A	Pct.	FTM-A	Pct.	Reb.	Avg.	A	Avg.	PF-D	TP	AVG
Hayes	6-6	278	60-114	.526	35-53	.660	83	13.8	5	0.8	21-0	155	25.8
Kojis	6-6	232	48-109	.440	25-31	.806	51	8.5	21	3.5	22-1	121	20.2
Lantz	6-6	208	30-69	.435	21-27	.778	21	3.5	10	1.7	22-0	81	13.5
Block	5-0	97	24-45	.533	14-18	.778	14	2.8	3	0.6	18-0	62	12.4
Adelman	6-6	187	24-53	.453	22-37	.595	15	2.5	29	4.8	18-0	70	11.7
Kimball	6-6	197	23-53	.434	13-25	.520	74	12.3	4	0.7	17-0	59	9.8
Riley	5-0	76	16-37	.432	5-6	.833	11	2.2	2	0.4	13-0	37	7.4
Williams	6-0	102	12-25	.480	3-7	.429	17	2.8	32	5.3	15-0	27	4.5
Barnett	6-0	51	9-23	.391	7-8	.875	3	0.5	7	1.2	5-0	25	4.2
Finkel	2-0	12	0-3	.000	0-0	—	7	3.5	0	0.0	3-0	0	0.0
S.D. ROCKETS	6	1440	246-531	.463	145-212	.684	296	49.3	113	18.8	154-1	637	106.2
OPPONENTS	6	1440	254-585	.434	144-223	.646	323	53.8	112	18.7	162-1	652	108.7

1975 (3-5)

Player	G-S	Min	FGM-A	Pct.	FTM-A	Pct.	Rebounds		A	Avg.	PF-D	S	B	TP	Avg.
							O-D-Tot	Avg.							
Murphy	8-8	305	72-156	.462	51-57	.895	9-10-19	2.4	45	5.6	36-2	14	1	195	24.4
Tomjanovich	8-8	304	72-128	.563	40-48	.833	22-42-64	8.0	23	2.9	17-0	1	4	184	23.0
Newlin	8-8	299	52-107	.486	26-29	.897	11-22-33	4.1	45	5.6	25-0	12	0	130	16.3
Ratliff	8-8	291	36-87	.414	17-20	.850	24-29-53	6.6	35	4.4	31-0	14	1	89	11.1
Kunnert	8-8	244	35-81	.432	17-26	.654	11-49-60	7.5	12	1.5	37-1	4	13	87	10.9
Riley	8-0	152	25-42	.595	6-16	.375	12-24-36	4.5	15	1.9	18-0	9	2	56	7.0
Bailey	8-0	116	18-36	.500	9-10	.900	6-13-19	2.4	16	2.0	12-0	6	2	45	5.6
Hawes	8-0	128	18-38	.474	8-9	.889	3-26-29	3.6	13	1.6	11-0	3	3	44	5.5
Abdul-Aziz	6-0	68	12-31	.387	2-5	.400	7-10-17	2.8	3	0.5	5-0	1	3	26	4.3
Wells	4-0	5	3-5	.600	0-0	—	0-1-1	0.3	1	0.3	1-0	0	0	6	1.5
Wohl	4-0	8	3-3	1.000	0-0	—	0-1-1	0.3	2	0.5	2-0	1	0	6	1.5
ROCKETS	8	1920	346-714	.485	176-220	.800	105-227-332	41.5	210	26.3	195-3	65	29	868	108.5
OPPONENTS	8	1920	346-713	.485	171-208	.822	111-237-348	43.5	208	26.0	193-4	62	24	863	107.9

1977 (6-6)

Player	G-S	Min	FGM-A	Pct.	FTM-A	Pct.	Rebounds		A	Avg.	PF-D	S	B	TP	Avg.
							O-D-Tot	Avg.							
Tomjanovich	12-12	457	107-212	.505	29-37	.784	24-41-65	5.4	24	2.0	36-0	7	3	243	20.3
Murphy	12-12	420	102-213	.479	28-30	.933	7-12-19	1.6	75	6.3	47-1	19	2	232	19.3
Malone	12-12	518	81-162	.500	63-91	.692	84-119-203	16.9	7	0.6	42-0	13	21	225	18.8
Lucas	12-12	430	75-139	.540	26-34	.765	4-29-33	2.8	83	6.9	33-1	24	4	176	14.7
Newlin	12-0	316	75-143	.524	21-28	.750	8-26-34	2.8	53	4.4	37-0	15	0	171	14.3
Kunnert	12-5	328	51-104	.490	12-23	.522	48-59-107	8.9	14	1.2	51-2	2	8	114	9.5
Jones	12-6	246	28-63	.444	18-23	.783	13-38-51	4.3	15	1.3	32-2	8	3	74	6.2
Johnson	12-0	146	24-61	.393	10-15	.667	7-22-29	2.4	9	0.8	20-0	4	0	58	4.8
Kennedy	6-1	35	5-10	.500	2-2	1.000	4-8-12	2.0	0	0.0	6-0	0	0	12	2.0
White	1-0	2	1-3	.333	0-0	—	1-0-1	1.0	0	0.0	0-0	1	0	2	2.0
Owens	3-0	7	0-1	.000	0-0	—	0-2-2	0.7	0	0.0	1-0	1	0	0	0.0
ROCKETS	12	2905	549-1111	.494	209-283	.739	200-356-556	46.3	280	23.3	305-6	94	41	1307	108.9
OPPONENTS	12	2905	536-1086	.494	233-338	.689	161-334-495	41.3	279	23.3	281-4	82	59	1305	108.8

1979 (0-2)

Player	G-S	Min	FGM-A	Pct.	FTM-A	Pct.	Rebounds		A	Avg.	PF-D	S	TO	B	TP	Avg.
							O-D-Tot	Avg.								
Malone	2-2	78	18-41	.439	13-18	.722	25-16-41	20.5	2	1.0	5-0	1	8	8	49	24.5
Murphy	2-2	73	9-31	.290	8-9	.889	2-1-3	1.5	6	3.0	9-0	8	2	1	26	13.0
Barry	2-2	65	8-25	.320	8-8	1.000	2-6-8	4.0	9	4.5	8-0	0	2	2	24	10.0
Newlin	2-2	67	8-20	.400	8-8	1.000	2-4-6	3.0	5	2.5	10-1	1	6	1	24	12.0
Jones	2-0	33	7-13	.538	6-6	1.000	4-8-12	6.0	3	1.5	3-0	1	6	4	20	10.0
Reid	2-0	45	7-17	.412	6-9	.667	5-4-9	4.5	2	1.0	7-0	1	5	2	20	10.0
Tomjanovich	2-2	64	9-23	.391	2-5	.400	7-7-14	7.0	2	1.0	1-0	1	1	1	20	10.0
Watts	2-0	43	6-15	.400	2-3	.667	4-3-7	3.5	7	3.5	8-0	4	7	1	14	7.0
Bradley	1-0	1	0-0	—	0-0	—	0-0-0	0.0	0	0.0	0-0	0	0	0	0	0.0
Dorsey	1-0	1	0-0	—	0-0	—	0-0-0	0.0	0	0.0	0-0	0	0	0	0	0.0
Dunleavy	1-0	10	0-2	.000	0-0	—	0-1-1	1.0	0	0.0	1-0	0	0	0	0	0.0
ROCKETS	2	480	72-187	.385	53-66	.803	51-50-101	50.5	36	18.0	52-1	17	37	20	197	98.5
OPPONENTS	2	480	83-182	.456	43-59	.729	40-67-107	53.5	55	27.5	58-2	14	32	15	209	104.5

Year-by-Year Playoff Statistics

1980 (2-5)

Player	G-S	Min	FGMA	Pct.	3PM-A	Pct.	FTM-A	Pct.	Rebounds		PF-D	S	TO	B	TP	Avg.		
									O-D-Tot	Avg.								
Malone	7-7	275	74-138	.536	0-1	.000	33-43	.767	42-55-97	13.9	7	1.0	18-0	4	22	16	181	25.9
Murphy	7-7	265	58-108	.537	2-4	.500	13-13	1.000	4-6-10	1.4	26	3.7	29-1	11	16	0	131	18.7
Reid	7-7	266	52-102	.510	0-1	.000	22-26	.846	14-41-55	7.9	26	3.7	28-0	6	19	7	126	18.0
Tomjanovich	7-1	185	24-64	.375	1-7	.143	9-13	.692	12-28-40	5.7	10	1.4	21-1	2	14	0	58	8.3
Henderson	7-7	203	22-46	.478	0-1	.000	12-15	.800	5-11-16	2.3	42	6.0	19-0	7	11	4	56	8.0
Leavell	7-0	149	10-38	.263	0-4	.000	19-21	.905	2-10-12	1.7	24	3.4	12-0	6	6	0	39	5.6
Barry	6-0	79	12-33	.364	3-12	.250	6-6	1.000	0-6-6	1.0	15	2.5	11-0	1	10	1	33	5.5
M. Jones	6-0	70	11-18	.611	0-0	—	6-9	.667	8-14-22	3.7	4	0.7	8-0	0	4	2	28	4.7
Paultz	7-6	128	13-40	.325	0-0	—	4-7	.571	12-21-33	4.7	8	1.1	13-0	1	11	3	30	4.3
Bradley	4-0	15	6-9	.667	1-1	1.000	3-5	.600	1-2-3	0.8	1	0.3	2-0	1	0	0	16	4.0
Dunleavy	6-0	45	6-12	.500	0-2	.000	5-6	.833	2-3-5	0.8	13	1.8	11-0	5	6	0	17	2.8
ROCKETS	7	1680	288-608	.474	7-33	.212	132-164	.805	102-197-299	42.7	176	25.1	172-2	44	122	33	715	102.1
OPPONENTS	7	1680	305-613	.498	8-33	.242	145-178	.815	94-190-284	40.6	183	26.1	169-1	60	96	28	763	109.0

1981 (12-9)

Player	G-S	Min	FGMA	Pct.	3PM-A	Pct.	FTM-A	Pct.	Rebounds		PF-D	S	TO	B	TP	Avg.		
									O-D-Tot	Avg.								
Malone	21-21	955	207-432	.479	0-2	.000	148-208	.712	125-180-305	14.5	35	1.7	54-0	13	59	34	562	26.8
Murphy	19-14	940	142-287	.495	2-7	.286	58-60	.967	7-17-24	1.3	57	3.0	69-0	26	42	0	344	18.1
Reid	21-21	868	139-303	.459	0-2	.000	61-92	.663	56-86-142	6.8	98	4.7	80-2	50	44	24	339	16.1
Paultz	21-21	720	111-246	.451	0-1	.000	32-48	.667	53-94-147	7.0	65	1.7	69-1	13	27	27	254	12.1
Dunleavy	20-19	472	69-152	.454	6-15	.400	33-38	.868	9-33-42	2.1	38	3.4	59-1	15	30	1	177	8.9
Henderson	21-21	615	59-132	.447	0-1	.000	23-28	.821	14-41-55	2.6	104	5.0	39-0	17	34	1	141	6.7
Willoughby	19-1	417	42-116	.362	0-1	.000	30-40	.750	28-57-85	4.5	22	1.2	42-0	14	23	19	114	6.0
Leavell	17-0	217	30-77	.390	0-0	—	15-17	.882	5-12-17	1.0	44	2.6	26-0	18	20	4	75	4.4
Garrett	13-0	117	9-21	.429	0-0	—	7-8	.875	3-12-15	1.2	6	0.5	10-0	5	6	1	25	1.9
Jones	12-0	88	10-21	.476	0-0	—	2-5	.400	7-11-18	1.5	5	0.4	15-0	3	2	2	22	1.8
Tomjanovich	8-0	31	1-9	.111	0-3	.000	4-6	.667	2-4-6	0.8	0	0.0	3-0	0	2	0	6	0.8
ROCKETS	21	5040	819-1796	.456	8-32	.250	413-550	.751	309-547-856	40.8	474	22.6	466-4	174	296	113	2059	98.0
OPPONENTS	21	5040	835-1743	.479	9-54	.167	389-534	.728	293-616-909	43.3	508	24.2	490-9	148	341	117	2068	98.5

1982 (1-2)

Player	G-S	Min	FGMA	Pct.	3PM-A	Pct.	FTM-A	Pct.	Rebounds		PF-D	S	TO	B	TP	Avg.		
									O-D-Tot	Avg.								
Malone	3-3	136	29-67	.433	0-0	—	14-15	.933	28-23-51	17.0	10	3.3	8-0	2	6	2	72	24.0
Hayes	3-3	124	17-50	.340	0-0	—	8-15	.533	7-23-30	10.0	3	1.0	12-0	2	6	10	42	14.0
Leavell	3-3	93	20-47	.426	0-1	.000	2-2	1.000	1-4-5	1.7	10	3.3	9-0	4	4	1	42	14.0
Reid	3-3	115	15-31	.484	0-0	—	4-5	.800	9-17-26	9.7	9	3.0	10-0	5	0	2	34	11.3
Dunleavy	3-0	66	9-22	.409	0-4	.000	5-6	.833	0-3-3	1.0	9	3.0	7-0	2	1	0	23	7.7
Murphy	3-0	57	5-22	.227	0-3	.000	7-8	.875	2-1-3	1.0	4	1.3	7-0	1	4	0	17	5.7
Henderson	3-3	68	5-16	.313	0-0	—	4-4	1.000	5-3-7	2.7	9	3.0	5-0	0	4	0	14	4.7
Spriggs	2-0	9	3-4	.750	0-0	—	0-1	.000	0-1-1	0.5	2	1.0	3-0	0	0	0	6	3.0
Paultz	3-0	34	3-9	.333	0-0	—	1-3	.333	2-2-4	1.3	1	0.3	4-0	0	1	2	7	2.3
Willoughby	2-0	17	1-2	.500	0-0	—	2-2	1.000	2-4-6	3.0	1	0.5	1-0	0	1	0	4	2.0
Garrett	1-0	1	0-1	.000	0-1	.000	0-0	—	0-0-0	0.0	0	0.0	0-0	0	0	0	0	0.0
ROCKETS	3	720	107-271	.395	0-9	.000	47-61	.770	56-81-137	45.7	58	19.3	66-0	16	28	17	261	87.0
OPPONENTS	3	720	113-263	.430	1-4	.250	49-68	.721	56-96-151	50.3	80	26.7	66-1	17	33	5	276	92.0

1985 (2-3)

Player	G-S	Min	FGMA	Pct.	3PM-A	Pct.	FTM-A	Pct.	Rebounds		PF-D	S	TO	B	TP	Avg.		
									O-D-Tot	Avg.								
Olajuwon	5-5	187	42-88	.477	0-0	—	22-46	.478	33-32-65	11.0	7	1.4	22-0	7	11	13	106	21.2
Sampson	5-5	193	43-100	.430	1-1	1.000	19-37	.514	25-58-83	16.6	7	1.4	23-2	2	17	8	106	21.2
Lloyd	5-5	174	38-77	.494	0-0	—	10-14	.714	15-14-29	5.8	25	5.0	12-0	7	10	8	86	17.2
Lucas	5-4	152	26-80	.325	2-14	.143	14-22	.636	7-14-21	4.2	27	5.4	14-0	6	7	0	68	13.6
McCray	5-5	181	19-34	.559	0-0	—	15-23	.652	9-21-30	6.0	11	2.2	17-0	6	13	1	53	10.6
Reid	5-0	87	19-45	.422	0-4	.000	0-0	—	3-14-17	3.4	5	1.0	22-0	4	6	2	38	7.6
Wiggins	5-0	45	9-18	.500	0-0	—	0-0	—	3-1-4	0.8	1	0.2	6-0	4	3	0	18	3.6
Hollins	5-1	94	8-26	.308	0-0	—	1-1	1.000	1-8-9	1.8	18	3.6	16-1	4	7	0	17	3.4
Micheaux	5-0	57	6-19	.316	0-1	.000	4-10	.400	12-9-21	4.2	0	0.0	8-0	0	3	2	16	3.2
Ehlo	3-0	6	1-1	1.000	0-0	—	2-2	1.000	0-0-0	0.0	0	0.0	3-0	4	0	0	4	1.3
Leavell	5-0	16	2-6	.333	0-2	.000	2-2	1.000	1-2-3	0.6	3	0.6	2-0	0	1	0	6	1.2
Petersen	3-0	8	1-1	1.000	0-0	—	0-0	—	1-1-2	0.7	1	0.3	2-0	0	1	0	2	0.7
ROCKETS	5	1200	214-495	.432	3-22	.136	89-157	.567	110-174-284	56.8	105	21.0	147-3	44	80	34	520	104.0
OPPONENTS	5	1200	180-418	.431	8-28	.286	153-188	.814	66-169-235	47.0	116	23.2	126-0	36	96	43	521	104.2

Year-by-Year Playoff Statistics

1986 (13-7)

Player	G-S	Min	FGM-A	Pct.	3PM-A	Pct.	FTM-A	Pct.	Rebounds									
									O-D-Tot	Avg.	A	Avg.	PF-D	S	TO	B	TP	Avg.
Olajuwon	20-20	766	205-387	.530	0-1	.000	127-199	.638	101-135-236	11.8	39	2.0	87-3	40	43	69	537	26.9
Sampson	20-20	741	156-301	.518	1-1	1.000	86-118	.729	66-149-215	10.8	80	4.0	79-1	30	71	35	399	20.0
Reid	20-20	773	124-288	.431	3-21	.143	47-59	.797	13-70-83	4.2	137	6.9	74-7	27	42	1	298	14.9
Lloyd	20-20	589	116-241	.481	2-5	.400	47-58	.810	34-32-66	3.3	86	4.3	47-0	16	47	6	281	14.1
McCray	20-20	835	108-202	.535	0-3	.000	43-58	.741	23-95-118	5.9	125	6.3	45-0	18	37	19	259	13.0
Wiggins	20-0	443	89-179	.497	0-3	.000	21-28	.750	38-38-76	3.8	31	1.6	44-0	14	27	3	199	10.0
Petersen	20-0	378	44-108	.407	0-0	—	23-33	.697	47-64-111	5.6	21	1.1	58-1	9	16	9	111	5.6
Leavell	15-0	170	24-80	.300	7-15	.467	20-23	.870	3-12-15	1.0	40	2.7	12-0	9	9	0	75	5.0
Ehlo	10-0	38	8-16	.500	0-1	.000	4-5	.800	1-2-3	0.3	6	0.6	4-0	4	3	1	20	2.0
Harris	15-0	83	14-29	.483	0-0	—	2-5	.400	5-5-10	0.7	2	0.1	3-0	4	2	3	30	2.0
Walters	11-0	26	4-7	.571	0-0	—	0-0	—	2-3-5	0.5	0	0.0	3-0	1	1	3	8	0.7
McDowell	13-0	33	2-7	.286	0-0	—	5-8	.625	4-4-8	0.6	2	0.2	6-0	0	2	0	9	0.7
ROCKETS	20	4875	894-1845	.485	13-50	.260	425-594	.715	337-609-946	47.3	28.5	569	462-6	172	303	149	2226	111.3
OPPONENTS	20	4875	842-1808	.466	38-124	.306	427-545	.783	301-571-872	43.6	534	26.7	480-3	175	329	101	2149	107.5

1987 (5-5)

Player	G-S	Min	FGM-A	Pct.	3PM-A	Pct.	FTM-A	Pct.	Rebounds									
									O-D-Tot	Avg.	A	Avg.	PF-D	S	TO	B	TP	Avg.
Olajuwon	10-10	389	110-179	.615	0-1	.000	72-97	.742	39-74-113	11.3	25	2.5	44-1	13	36	43	292	29.2
Sampson	10-10	330	75-146	.514	1-2	.500	35-43	.814	27-61-88	8.8	21	2.1	47-1	2	31	12	186	18.6
McCray	10-10	436	57-101	.564	0-2	.000	43-54	.796	32-51-83	8.3	56	5.6	21-0	5	26	9	157	15.7
Leavell	10-10	384	44-107	.411	4-16	.250	49-60	.817	6-19-25	2.5	72	7.2	42-2	19	28	3	141	14.1
Reid	10-10	431	56-155	.361	2-17	.118	15-23	.652	6-30-36	3.6	48	4.8	36-0	10	27	3	129	12.9
Petersen	10-0	187	28-51	.549	0-0	—	12-18	.667	14-32-46	4.6	6	0.6	26-1	5	10	2	68	6.8
Maxwell	10-0	177	18-34	.529	0-1	.000	26-35	.743	11-22-33	3.3	17	1.7	17-1	4	8	0	62	6.2
Harris	9-0	91	16-43	.372	0-1	.000	5-6	.833	3-4-7	0.8	5	0.6	15-0	3	3	0	37	4.1
Minniefield	8-0	27	4-8	.500	0-1	.000	6-6	1.000	2-0-2	0.3	2	0.3	8-0	1	4	0	14	1.8
Anderson	5-0	5	1-3	.333	1-2	.500	2-2	1.000	1-0-1	0.2	0	0.0	1-0	0	1	0	5	1.0
Johnson	5-0	10	2-6	.333	0-0	—	0-0	—	0-0-0	0.0	0	0.0	1-0	0	2	0	4	0.8
Faith	6-0	8	0-0	—	0-0	—	2-2	1.000	0-1-1	0.2	0	0.0	0-0	0	0	0	2	0.3
ROCKETS	10	2475	411-833	.493	8-43	.186	267-346	.772	141-294-435	43.5	252	25.2	258-6	62	181	72	1097	109.7
OPPONENTS	10	2475	414-915	.452	20-65	.308	233-307	.759	161-274-435	43.5	252	25.2	278-5	92	141	44	1081	108.1

1988 (1-3)

Player	G-S	Min	FGM-A	Pct.	3PM-A	Pct.	FTM-A	Pct.	Rebounds									
									O-D-Tot	Avg.	A	Avg.	PF-D	S	TO	B	TP	Avg.
Olajuwon	4-4	162	56-98	.571	0-1	.000	38-43	.884	20-47-67	16.8	7	1.8	14-0	9	9	11	150	37.5
Floyd	4-4	154	26-61	.426	4-8	.500	19-22	.864	3-4-7	1.8	34	8.5	10-0	8	12	0	75	18.8
Carroll	4-4	116	18-47	.383	0-0	—	8-10	.800	8-11-19	4.8	2	0.5	12-0	3	5	1	44	11.0
Reid	4-4	114	15-33	.455	3-7	.429	2-3	.667	3-12-15	3.8	8	2.0	13-0	2	3	0	35	8.8
McCray	4-4	159	12-31	.387	0-1	.000	8-12	.667	15-12-27	6.8	9	2.3	12-0	4	7	3	32	8.0
Petersen	4-0	98	12-23	.522	0-0	—	7-12	.583	7-14-21	5.3	6	1.5	11-1	1	4	2	31	7.8
Short	4-0	71	7-26	.269	0-1	.000	8-8	1.000	4-5-9	2.3	1	0.3	8-0	1	4	0	22	5.5
Leavell	4-0	38	7-19	.368	2-6	.333	4-4	1.000	0-3-3	0.8	9	2.3	6-0	2	6	0	20	5.0
Conner	1-0	1	0-0	—	0-0	—	2-2	1.000	0-1-1	1.0	1	1.0	0-0	1	0	0	2	2.0
Johnson	4-0	20	2-3	.667	0-0	—	1-2	.500	2-2-4	1.0	0	0.0	1-0	1	4	0	5	1.3
Maxwell	4-0	15	1-2	.500	0-0	—	0-0	—	1-0-1	0.3	1	0.3	1-0	0	0	0	2	0.5
Free	2-0	12	0-2	.000	0-1	.000	0-0	—	1-1-2	1.0	1	0.5	2-0	0	3	0	0	0.0
ROCKETS	4	960	156-345	.452	9-25	.360	97-118	.822	64-112-176	44.0	79	19.8	90-1	32	59	17	418	104.5
OPPONENTS	4	960	168-337	.499	6-23	.261	86-112	.768	56-115-171	42.8	99	24.8	92-1	36	62	24	428	107.0

1989 (1-3)

Player	G-S	Min	FGM-A	Pct.	3PM-A	Pct.	FTM-A	Pct.	Rebounds									
									O-D-Tot	Avg.	A	Avg.	PF-D	S	TO	B	TP	Avg.
Olajuwon	4-4	162	42-81	.519	0-0	—	17-25	.680	14-38-52	13.0	12	3.0	17-0	10	10	11	101	25.3
Thorpe	4-4	152	24-37	.649	0-0	—	16-21	.762	6-14-20	5.0	12	3.0	17-1	5	15	1	64	16.0
Floyd	4-4	160	22-46	.478	8-15	.533	10-14	.714	3-15-18	4.5	26	6.5	10-0	8	10	1	62	15.5
Woodson	4-4	137	17-49	.347	3-9	.333	10-12	.833	4-5-9	2.3	18	4.5	7-0	4	9	2	47	11.8
B. Johnson	4-4	118	19-40	.475	0-1	.000	8-14	.571	6-8-14	3.5	12	3.3	15-0	3	6	2	46	11.5
Berry	4-0	57	13-26	.500	0-0	—	7-8	.875	3-6-9	2.5	5	1.3	8-0	2	6	1	33	8.3
McCormick	4-0	53	7-13	.538	0-1	.000	8-9	.889	2-11-13	3.3	0	0.0	9-0	3	0	2	22	5.5
Short	4-0	37	8-21	.381	0-2	.000	3-5	.600	7-3-10	2.5	2	0.5	7-0	0	1	0	19	4.8
Chievous	4-0	40	5-17	.294	0-0	—	8-10	.800	5-1-6	1.5	2	0.5	7-0	1	3	1	18	4.5
F. Johnson	4-0	36	2-6	.333	0-1	.000	6-10	.600	5-4-5	1.3	7	1.8	3-0	1	4	0	10	2.5
Leavell	2-0	5	1-3	.333	0-0	—	2-2	1.000	0-0-0	0.0	1	0.5	0-0	0	0	0	4	2.0
Nevelt	2-0	3	0-0	—	0-0	—	0-0	—	0-1-1	0.5	0	0.0	0-0	0	0	0	0	0.0
ROCKETS	4	960	160-339	.472	11-29	.379	95-130	.731	51-106-157	39.3	97	24.3	100-1	37	66	21	426	106.5
OPPONENTS	4	960	163-345	.472	9-38	.237	90-119	.756	62-116-178	44.5	98	24.5	105-1	35	66	35	425	106.3

Year-by-Year Playoff Statistics

1990 (1-3)

Player	G-S	Min	FGM-A	Pct.	3PM-A	Pct.	FTM-A	Pct.	Rebounds		PF-D	S	TO	B	TP	Avg.		
									O-D-Tot	Avg.								
Thorpe	4-4	164	27-45	.600	0-0	—	26-38	.684	14-19-33	8.3	7	1.8	12-0	5	9	0	80	20.0
Maxwell	4-4	159	30-81	.370	8-26	.308	11-21	.524	5-7-12	3.0	17	4.3	12-0	5	6	0	79	19.8
Floyd	4-4	172	30-64	.469	3-12	.250	11-17	.647	7-8-15	3.8	41	10.3	5-0	5	15	1	74	18.5
Olajuwon	4-4	161	31-70	.443	0-0	—	12-17	.706	15-31-46	11.5	8	2.0	19-0	10	11	23	74	18.5
Johnson	4-4	148	20-48	.417	0-1	.000	11-13	.846	8-8-16	4.0	9	2.3	16-0	6	4	2	51	12.8
Wiggins	4-0	51	7-15	.467	0-0	—	2-3	.667	4-9-13	3.3	2	0.5	5-0	1	4	0	16	4.0
Smith	4-0	73	6-8	.750	0-0	—	0-0	—	7-6-13	3.3	5	1.3	11-0	4	5	0	12	3.0
Woodson	1-0	6	1-3	.333	0-1	.000	0-0	—	0-0-0	0.0	2	2.0	1-0	0	0	0	2	2.0
McCormick	3-0	21	1-3	.333	0-0	—	1-2	.500	1-7-8	2.7	0	0.0	5-0	0	0	0	3	1.0
Bowie	2-0	4	0-1	.000	0-0	—	0-0	—	0-0-0	0.0	0	0.0	1-0	0	0	0	0	0.0
Caldwell	1-0	1	0-0	—	0-0	—	0-0	—	0-0-0	0.0	0	0.0	0-0	0	0	0	0	0.0
ROCKETS	4	960	153-338	.453	11-40	.275	74-111	.667	61-95-156	39.0	91	22.8	87-0	36	58	26	391	97.8
OPPONENTS	4	960	165-303	.545	12-37	.324	80-105	.762	38-115-153	38.3	105	26.3	80-0	33	66	27	422	105.5

1991 (0-3)

Player	G-S	Min	FGM-A	Pct.	3PM-A	Pct.	FTM-A	Pct.	Rebounds		PF-D	S	TO	B	TP	Avg.		
									O-D-Tot	Avg.								
Olajuwon	3-3	129	26-45	.578	0-1	.000	14-17	.824	12-32-44	14.7	6	2.0	11-0	4	8	8	66	22.0
Maxwell	3-3	113	23-56	.411	9-27	.333	1-2	.500	1-7-8	2.7	9	3.0	8-0	2	7	1	56	18.7
Thorpe	3-3	116	22-38	.579	0-0	—	3-6	.500	7-18-25	8.3	8	2.7	8-0	2	6	0	47	15.7
K. Smith	3-3	113	18-38	.474	2-4	.500	8-9	.889	4-4-8	2.7	24	8.0	5-0	4	6	1	46	15.3
Jamerson	2-0	21	5-13	.385	0-1	.000	6-6	1.000	1-2-3	1.5	4	2.0	4-0	1	1	0	16	8.0
Johnson	3-3	86	10-28	.357	0-0	—	4-4	1.000	4-10-14	4.7	8	2.7	13-0	2	5	1	24	8.0
Floyd	3-0	41	8-24	.333	0-4	.000	0-0	—	0-2-2	0.7	7	2.3	4-0	2	7	1	16	5.3
Wood	3-0	44	2-3	.667	1-1	1.000	2-4	.500	1-4-5	1.7	3	1.0	8-0	3	1	0	7	2.3
L. Smith	3-0	57	1-4	.250	0-1	.000	0-1	.000	6-7-13	4.3	4	1.3	11-0	1	2	1	2	0.7
ROCKETS	3	720	115-249	.462	12-39	.308	38-49	.776	36-86-122	40.7	73	24.3	72-0	21	47	13	280	93.3
OPPONENTS	3	720	111-230	.483	12-35	.343	63-80	.788	28-82-110	36.7	72	24.0	55-0	22	42	19	297	99.0

1993 (6-6)

Player	G-S	Min	FGM-A	Pct.	3PM-A	Pct.	FTM-A	Pct.	Rebounds		PF-D	S	TO	B	TP	Avg.		
									O-D-Tot	Avg.								
Olajuwon	12-12	518	123-238	.517	0-1	.000	62-75	.827	52-116-168	14.0	57	4.8	37-0	21	45	59	308	25.7
Smith	12-12	391	63-128	.492	23-46	.500	28-36	.778	2-22-24	2.0	50	4.2	18-0	9	26	1	177	14.8
Thorpe	12-12	419	73-115	.635	0-0	—	28-43	.651	36-67-103	8.6	31	2.6	35-0	6	17	1	174	14.5
Maxwell	9-7	308	47-117	.402	11-46	.239	21-24	.875	3-19-22	2.4	32	3.6	17-0	11	17	2	126	14.0
Horry	12-12	374	47-101	.465	9-30	.300	20-27	.741	14-48-62	5.2	38	3.2	30-1	18	28	16	123	10.3
Garland	12-5	246	30-74	.405	0-1	.000	17-17	1.000	6-27-33	2.8	31	2.6	27-1	16	22	0	77	6.4
Bullard	12-0	169	20-42	.476	15-28	.536	6-6	1.000	4-19-23	1.9	13	1.1	11-0	4	9	5	61	5.1
Herrera	12-0	195	22-57	.386	0-2	.000	12-20	.600	16-29-45	3.8	7	0.6	36-1	3	11	2	56	4.7
Brooks	12-0	197	16-42	.381	5-13	.385	10-13	.769	1-9-10	0.8	31	2.6	21-0	9	13	0	47	3.9
Floyd	7-0	60	6-19	.316	1-3	.333	7-10	.700	1-3-4	0.6	8	1.1	2-0	2	9	0	20	2.9
Teagle	5-0	12	2-5	.400	0-0	—	0-2	.000	0-0-0	0.0	0	0.0	1-0	0	3	0	4	0.8
Rollins	6-0	16	0-3	.000	0-1	.000	0-0	—	1-3-4	0.7	0	0.0	2-0	2	0	0	0	0.0
ROCKETS	12	2905	449-941	.477	64-171	.374	211-273	.773	136-362-498	41.5	298	24.8	237-3	101	212	86	1173	97.8
OPPONENTS	12	2905	460-1047	.439	41-108	.380	194-278	.698	193-318-511	42.6	277	23.1	248-4	128	160	49	1155	96.3

1994 (15-8)

Player	G-S	Min	FGM-A	Pct.	3PM-A	Pct.	FTM-A	Pct.	Rebounds		PF-D	S	TO	B	TP	Avg.		
									O-D-Tot	Avg.								
Olajuwon	23-23	989	267-514	.519	2-4	.500	128-161	.795	55-199-254	11.0	98	4.3	82-0	40	83	92	664	28.9
Maxwell	23-23	880	118-314	.376	45-138	.326	37-54	.685	12-69-81	3.5	96	4.2	55-1	20	49	2	319	13.8
Horry	23-23	778	98-226	.434	34-89	.382	39-51	.765	40-101-141	6.1	82	3.6	68-0	35	27	20	269	11.7
Thorpe	23-23	854	111-194	.572	1-2	.500	38-67	.567	68-160-228	9.9	54	2.3	86-2	13	37	10	261	11.3
Smith	23-23	696	86-189	.455	34-76	.447	42-52	.808	5-49-54	2.3	94	4.9	40-0	22	33	4	248	10.8
Cassell	22-0	478	63-160	.394	17-45	.378	64-74	.865	19-40-59	2.7	93	4.2	62-1	21	47	5	207	9.4
Elie	23-0	382	42-106	.396	10-32	.313	40-47	.851	9-31-40	1.7	38	1.7	30-0	8	21	3	134	5.8
Herrera	16-0	248	31-58	.534	0-0	—	13-16	.813	14-31-45	2.8	3	0.2	37-1	5	7	3	75	4.7
Brooks	5-0	23	5-6	.833	1-1	1.000	0-1	.000	1-1-2	0.4	3	0.6	3-0	0	0	0	11	2.2
Cureton	10-0	100	8-10	.800	0-0	—	2-2	1.000	6-23-29	2.9	2	0.2	20-0	1	3	2	18	1.8
Bullard	10-0	55	4-19	.211	2-10	.200	6-8	.750	2-8-10	1.0	0	0.0	6-0	1	0	2	16	1.6
Jent	11-0	62	5-20	.250	3-13	.231	0-0	—	1-9-9	0.8	7	0.6	7-0	2	3	0	13	1.2
ROCKETS	23	5545	838-1816	.461	149-410	.363	409-533	.767	232-720-952	41.4	570	24.8	496-5	168	331	143	2234	97.1
OPPONENTS	23	5545	815-1932	.422	111-334	.332	421-566	.744	335-678-1013	44.0	22.2	510	488-3	176	281	112	2162	94.0

Year-by-Year Playoff Statistics

1995 (15-7)

Player	G-S	Min	FGM-A	Pct.	3PM-A	Pct.	FTM-A	Pct.	Rebounds										
									O-D-Tot	Avg.	A	Avg.	PF-D	S	TO	B	TP	Avg.	
Olajuwon	22-22	929	306-576	.531	2-4	.500	111-163	.681	44-183-227	10.3	98	4.5	95-0	26	69	62	725	33.0	
Drexler	22-22	849	155-322	.481	30-39	.303	110-140	.786	45-109-154	7.0	111	5.0	68-1	33	45	15	450	20.5	
Horry	22-22	841	93-209	.445	44-110	.400	58-78	.744	40-115-155	7.0	76	3.5	69-2	32	25	26	288	13.1	
Cassell	22-0	485	74-169	.438	24-60	.400	71-85	.835	8-34-42	1.9	89	4.0	66-1	21	33	2	243	11.0	
Smith	22-22	652	78-178	.438	46-104	.442	36-40	.900	7-42-49	2.2	99	4.5	46-0	14	31	3	238	10.8	
Elie	22-6	635	69-137	.504	28-65	.431	35-44	.795	19-43-62	2.8	54	2.5	55-0	21	21	1	201	9.1	
Chilcutt	20-15	323	31-64	.484	14-36	.389	14-17	.824	15-43-68	2.9	18	0.9	39-0	7	11	4	90	4.5	
Brown	21-1	326	34-76	.447	1-2	.500	25-37	.676	20-45-65	3.1	7	0.3	46-2	9	12	2	94	4.5	
Maxwell	1-0	16	1-7	.143	0-0	.000	1-1	1.000	0-3-3	0.0	1	1.0	1-0	0	1	0	3	3.0	
Herrera	1-0	6	1-1	1.000	0-0	—	0-0	—	0-0-0	0.0	1	1.0	0-0	0	0	0	2	2.0	
Tabak	8-0	31	2-5	.400	0-0	—	2-2	1.000	1-0-1	0.1	1	0.1	5-0	1	2	3	6	0.8	
Jones	19-0	237	5-13	.385	0-1	.000	4-12	.333	12-32-44	2.3	0	0.0	55-0	4	5	10	14	0.7	
ROCKETS	22	5330	849-1757	.483	189-483	.391	467-619	.754	211-649-860	39.1	555	25.2	545-6	168	264	128	2354	107.0	
OPPONENTS	22	5330	836-1789	.467	136-388	.351	485-653	.743	277-686-963	43.8	506	23.0	524-4	153	302	87	2293	104.2	

1996 (3-5)

Player	G-S	Min	FGM-A	Pct.	3PM-A	Pct.	FTM-A	Pct.	Rebounds										
									O-D-Tot	Avg.	A	Avg.	PF-D	S	TO	B	TP	Avg.	
Olajuwon	8-8	329	75-147	.510	0-1	.000	29-40	.725	17-56-73	9.1	31	3.9	28-1	15	29	17	179	22.4	
Drexler	8-8	292	49-118	.415	9-34	.265	26-34	.765	15-47-62	7.8	40	5.0	22-0	21	20	4	133	16.6	
Horry	8-8	308	37-91	.407	21-53	.396	10-23	.435	15-42-57	7.1	24	3.0	29-1	21	15	13	105	13.1	
Cassell	8-0	206	26-81	.321	8-29	.276	23-29	.793	1-16-17	2.1	34	4.3	20-0	6	18	1	83	10.4	
Elie	8-0	233	29-66	.439	9-24	.375	11-12	.917	6-16-22	2.8	14	1.8	17-0	7	5	3	78	9.8	
Smith	8-8	191	23-53	.434	12-31	.387	13-13	1.000	4-8-12	1.5	38	4.8	14-0	5	8	0	71	8.9	
Brown	8-8	168	25-45	.556	0-0	—	15-18	.833	6-18-24	3.0	5	0.6	17-0	3	4	0	65	8.1	
Bryant	8-0	145	21-35	.600	0-0	—	12-15	.800	7-20-27	3.4	4	0.5	21-0	1	3	2	54	6.8	
Chilcutt	1-0	10	1-4	.250	0-1	.000	0-2	.000	2-1-3	3.0	0	0.0	0-0	0	1	0	2	2.0	
Mack	6-0	47	5-15	.333	2-9	.222	0-3	.000	0-9-9	1.5	1	0.2	1-0	1	2	0	12	2.0	
Jones	3-0	8	0-1	.000	0-0	—	0-0	—	0-1-1	0.3	0	0.0	0-0	0	0	0	0	0.0	
Recasner	1-0	8	0-3	.000	0-1	.000	0-0	—	0-1-1	1.0	2	2.0	0-0	0	1	0	0	0.0	
ROCKETS	8	1945	291-659	.442	61-183	.333	139-189	.735	73-235-308	38.5	193	24.1	169-2	80	110	40	782	97.8	
OPPONENTS	8	1945	302-649	.465	73-181	.403	144-194	.742	87-274-361	45.1	195	24.4	166-2	64	127	39	821	102.6	

1997 (9-7)

Player	G-S	Min	FGM-A	Pct.	3PM-A	Pct.	FTM-A	Pct.	Rebounds										
									O-D-Tot	Avg.	A	Avg.	PF-D	S	TO	B	TP	Avg.	
Olajuwon	16-16	629	147-249	.590	0-3	.000	76-104	.731	46-128-174	10.9	54	3.4	61-0	33	46	41	370	23.1	
Drexler	16-16	623	105-241	.436	38-102	.373	42-54	.778	25-64-89	5.6	77	4.8	52-0	26	36	7	290	18.1	
Barkley	16-16	605	86-198	.434	11-38	.289	103-134	.769	64-128-192	12.0	54	3.4	52-0	19	43	7	286	17.9	
Elie	16-16	598	54-116	.466	24-60	.400	52-62	.839	19-37-56	3.5	61	3.8	52-3	14	30	4	184	11.5	
Maloney	16-16	526	61-153	.399	43-108	.398	14-21	.667	1-18-19	1.2	50	3.1	31-0	10	38	3	179	11.2	
Johnson	16-0	284	48-117	.410	14-47	.298	23-24	.958	15-21-36	2.3	10	0.6	17-0	5	7	0	133	8.3	
Willis	16-0	295	38-95	.400	0-1	.000	26-38	.684	22-53-75	4.7	11	0.7	47-0	9	22	4	102	6.4	
Threatt	16-0	266	22-56	.393	9-30	.300	6-8	.750	2-15-17	1.1	48	3.0	35-0	6	12	4	59	3.7	
Bullard	2-0	7	2-2	1.000	2-2	1.000	0-0	—	1-1-2	1.0	0	0.0	1-0	0	0	0	6	3.0	
Livingston	2-0	15	1-4	.250	1-1	1.000	0-0	—	0-0-0	0.0	4	2.0	1-0	1	1	0	3	1.5	
Harrington	7-0	15	1-2	.500	0-0	—	7-10	.700	1-3-4	0.6	0	0.0	1-0	0	2	0	9	1.3	
Jones	1-0	2	0-0	—	0-0	—	0-0	—	0-0-0	0.0	1	1.0	0-0	0	0	0	0	0.0	
ROCKETS	16	3865	565-1233	.458	142-392	.362	349-455	.767	196-468-664	41.5	370	23.1	350-4	123	243	70	1621	101.3	
OPPONENTS	16	3865	584-1304	.448	92-256	.359	332-409	.812	212-433-645	40.3	358	22.4	378-6	141	198	67	1592	99.5	

1998 (2-3)

Player	G-S	Min	FGM-A	Pct.	3PM-A	Pct.	FTM-A	Pct.	Rebounds										
									O-D-Tot	Avg.	A	Avg.	PF-D	S	TO	B	TP	Avg.	
Olajuwon	5-5	190	39-99	.394	0-1	.000	24-33	.727	9-45-54	10.8	12	2.4	18-0	5	13	16	102	20.4	
Drexler	5-5	182	21-68	.309	5-26	.192	28-37	.757	9-18-27	5.4	23	4.6	15-0	8	13	3	75	15.0	
Willis	5-5	168	22-55	.400	0-1	.000	12-16	.750	18-35-53	10.6	5	1.0	21-0	8	12	3	56	11.2	
Barkley	4-0	87	12-23	.522	0-2	.000	12-21	.571	5-16-21	5.3	4	1.0	12-1	5	6	0	36	9.0	
Elie	5-1	133	12-27	.444	3-9	.333	6-9	.667	3-10-13	2.6	6	1.2	10-0	2	5	0	33	6.6	
Maloney	5-5	165	10-30	.333	5-20	.250	8-9	.889	0-8-8	1.6	18	3.6	11-0	2	4	2	33	6.6	
Johnson	5-0	89	9-27	.333	3-10	.300	7-8	.875	4-4-8	1.6	1	0.2	10-0	0	3	0	28	5.6	
Harrington	3-0	23	6-12	.500	0-1	.000	4-5	.800	3-4-7	2.3	0	0.0	1-0	0	0	1	16	5.3	
Price	5-0	75	6-15	.400	5-13	.385	2-3	.667	1-8-9	1.8	6	1.2	12-1	4	6	0	19	3.8	
Bullard	5-4	70	6-18	.333	3-10	.300	2-2	1.000	3-5-8	1.6	5	1.0	5-0	1	0	0	17	3.4	
Rhodes	3-0	7	2-3	.667	0-0	—	2-4	.500	0-1-1	0.3	0	0.0	0-0	1	1	0	6	2.0	
Jones	4-0	11	0-0	—	0-0	—	2-2	1.000	1-2-3	0.8	1	0.3	4-0	0	0	0	2	0.5	
ROCKETS	5	1200	145-377	.385	24-93	.258	109-149	.732	56-156-212	42.4	81	16.2	119-2	36	65	25	423	84.6	
OPPONENTS	5	1200	168-368	.457	17-45	.378	104-150	.693	48-171-219	43.8	106	21.2	119-0	39	68	29	457	91.4	

Year-by-Year Playoff Statistics

1999 (1-3)

Player	G-S	Min	FGM-A	Pct.	3PM-A	Pct.	FTM-A	Pct.	Rebounds		PF-D	S	TO	B	TP	Avg.			
									O-D-Tot	Avg.									
Barkley	4-4	157	36-68	.529	2-7	.286	20-30	.667	13-42	55	13.8	15	3.8	12-0	6	8	2	94	23.5
Pippen	4-4	172	23-70	.329	6-22	.273	21-26	.808	20-27	47	11.8	22	5.5	12-0	7	13	3	73	18.3
Olajuwon	4-4	123	23-54	.426	0-0	—	7-8	.875	5-24	29	7.3	2	0.5	18-0	5	5	3	53	13.3
Mack	4-0	123	13-38	.342	10-26	.385	14-17	.824	1-8	9	2.3	7	1.8	11-0	4	5	0	50	12.5
Price	4-0	98	11-24	.458	5-14	.357	6-6	1.000	3-5	8	2.0	14	3.5	5-0	4	6	1	33	8.3
Mobley	4-4	94	7-15	.467	4-7	.571	10-11	.909	0-4	1	1.0	11	2.8	11-0	2	5	0	28	7.0
Harrington	4-0	42	9-14	.643	0-0	—	4-6	.667	5-9	14	3.5	1	0.3	2-0	0	3	1	22	5.5
Dickerson	4-4	82	6-22	.273	3-8	.375	2-4	.500	2-2	4	1.0	3	0.8	8-0	2	2	3	17	4.3
Bullard	2-0	8	2-2	1.000	1-1	1.000	0-0	0.0	0-0	0	0.0	1	0.5	0-0	0	0	0	7	3.5
Carr	4-0	37	4-11	.364	0-0	—	0-0	—	3-7	18	4.0	1.0	1.0	19-1	0	4	1	8	2.0
Drew	1-0	4	1-1	1.000	0-0	—	0-2	.000	1-2	3	3.0	2	2.0	1-0	0	0	0	2	2.0
Roberts	3-0	20	0-6	.000	0-0	—	1-2	.500	0-3	1	0.0	0	0.0	5-0	0	0	4	1	0.3
ROCKETS	4	960	135-325	.415	31-85	.365	87-114	.763	53-130	183	45.8	82	20.5	104-1	30	53	18	388	97.0
OPPONENTS	4	960	151-322	.469	25-66	.379	70-110	.636	44-119	163	40.8	93	23.3	87-1	20	52	34	397	99.3

2004 (1-4)

Player	G-S	Min	FGM-A	Pct.	3PM-A	Pct.	FTM-A	Pct.	Rebounds		PF-D	S	TO	B	TP	Avg.			
									O-D-Tot	Avg.									
Francis	5-5	222	30-70	.429	7-17	.412	29-40	.725	6-36	42	8.4	38	7.6	18-1	7	21	1	96	19.2
Yao	5-5	185	31-68	.456	0-0	—	13-17	.765	11-26	37	7.4	9	1.8	20-2	2	13	7	75	15.0
J. Jackson	5-5	221	29-73	.397	8-29	.276	8-12	.667	3-49	52	10.4	10	2.0	9-0	5	9	1	74	14.8
Mobley	5-5	210	29-75	.387	6-21	.286	8-10	.800	5-19	24	4.8	14	2.8	14-0	3	18	3	72	14.4
Taylor	5-0	115	18-38	.474	0-0	—	13-17	.765	5-11	16	3.2	5	1.0	20-0	0	7	1	49	9.8
Cato	5-5	148	13-22	.591	0-0	—	3-7	.429	14-20	34	6.8	2	0.4	18-1	5	5	4	29	5.8
Weatherspoon	2-0	22	2-5	.400	0-0	—	3-6	.500	2-2	4	2.0	0	0.0	3-0	0	0	0	7	3.5
Nachbar	5-0	41	4-9	.444	1-3	.333	5-5	1.000	1-5	6	1.2	2	0.4	9-0	1	2	0	14	2.8
Padgett	4-0	14	2-5	.400	1-3	.333	0-0	—	1-2	3	0.8	0	0.0	1-0	1	1	1	5	1.3
M. Jackson	5-0	38	1-6	.167	0-3	.000	0-0	—	0-3	6	0.6	5	1.0	1-0	2	2	0	2	0.4
Piatkowski	1-0	4	0-1	.000	0-0	—	0-0	—	0-1	1	0.0	0	0.0	1-0	0	0	0	0	0.0
Wilks	2-0	5	0-0	—	0-0	—	0-0	—	0-0	0	0.0	1	0.5	0-0	0	1	0	0	0.0
ROCKETS	5	1225	159-372	.427	23-76	.303	82-114	.719	48-174	222	44.4	86	17.2	114-4	26	84	18	423	84.6
OPPONENTS	5	1225	169-394	.429	23-67	.343	89-140	.636	50-152	202	40.4	122	24.4	108-0	50	52	20	450	90.0

2005 (3-4)

Player	G-S	Min	FGM-A	Pct.	3PM-A	Pct.	FTM-A	Pct.	Rebounds		PF-D	S	TO	B	TP	Avg.			
									O-D-Tot	Avg.									
McGrady	7-7	301	78-171	.456	17-46	.370	42-51	.824	12-40	52	7.4	47	6.7	20-0	11	26	10	215	30.7
Yao	7-7	220	55-84	.655	0-0	—	40-55	.727	23-31	54	7.7	5	0.7	31-1	2	19	19	150	21.4
James	7-0	171	29-62	.468	0-9	.000	23-24	.958	2-11	13	1.9	16	2.3	17-0	6	10	2	81	11.6
Barry	7-0	183	21-48	.438	11-23	.478	7-8	.875	1-28	29	4.1	9	1.3	13-0	5	6	0	60	8.6
Wesley	7-7	280	19-54	.352	10-21	.476	9-13	.692	4-17	21	3.0	23	3.3	20-0	9	9	1	57	8.1
Sura	7-7	182	20-46	.435	7-13	.538	8-12	.667	6-21	27	3.9	14	2.0	15-0	7	11	0	55	7.9
Padgett	7-4	109	9-24	.375	5-12	.417	2-2	1.000	9-10	19	2.7	4	0.6	18-0	3	3	2	25	3.6
Mutombo	7-0	101	6-11	.545	0-0	—	10-13	.769	11-24	35	5.0	2	0.3	15-0	2	7	7	22	3.1
Bowen	7-3	125	8-25	.320	0-0	—	2-3	.667	7-7	14	2.0	6	0.9	23-2	6	6	0	18	2.6
Norris	2-0	7	0-1	.000	0-0	—	0-0	—	0-0	0	0.0	0	0.0	0-0	0	0	0	0	0.0
Weatherspoon	1-0	1	0-0	—	0-0	—	0-0	—	0-0	0	0.0	0	0.0	1-0	0	0	0	0	0.0
ROCKETS	7	1680	245-526	.466	50-124	.403	143-181	.790	75-189	264	37.7	126	18.0	173-3	51	100	41	683	97.6
OPPONENTS	7	1680	240-535	.449	53-122	.434	169-211	.801	94-195	289	41.3	120	17.1	160-5	49	93	34	702	100.3

2007 (3-4)

Player	G-S	Min	FGM-A	Pct.	3PM-A	Pct.	FTM-A	Pct.	Rebounds		PF-D	S	TO	B	TP	Avg.			
									O-D-Tot	Avg.									
McGrady	7-7	280	63-160	.394	9-36	.250	42-57	.737	5-36	41	5.9	51	7.3	12-0	5	21	6	177	25.3
Yao	7-7	260	55-125	.440	0-0	—	66-75	.880	23-49	72	10.3	6	0.9	27-0	1	33	5	176	25.1
Alston	7-7	309	25-74	.338	16-50	.320	10-13	.769	6-42	48	6.9	35	5.0	23-0	13	17	3	76	10.9
Battier	7-7	272	23-51	.451	19-43	.442	7-8	.875	3-15	18	2.6	15	2.1	20-0	12	8	7	72	10.3
Howard	7-0	157	14-35	.400	0-0	—	7-11	.636	10-21	31	4.4	7	1.0	10-0	5	4	0	35	5.0
Head	7-0	141	11-36	.306	6-23	.261	4-8	.500	2-17	19	2.7	8	1.1	16-1	3	7	2	32	4.6
Spanoulis	1-0	3	1-2	.500	0-0	—	2-2	1.000	0-1	1	1.0	1	1.0	0-0	0	0	0	4	4.0
Hayes	7-7	197	12-17	.706	0-1	.000	2-5	.400	14-31	45	6.4	3	0.4	22-0	9	7	3	26	3.7
Tsakalidis	1-0	3	0-0	—	0-0	—	2-2	1.000	1-3	4	0.0	0	0.0	0-0	0	0	0	2	2.0
Mutombo	7-0	40	3-3	1.000	0-0	—	3-3	1.000	5-6	11	1.6	1	0.1	5-0	0	0	3	9	1.3
Snyder	3-0	9	1-3	.333	0-2	.000	0-0	—	0-1	1	0.3	0	0.0	0-0	0	1	0	2	0.7
Lucas	2-0	8	0-1	.000	0-1	.000	0-0	—	0-0	0	0.0	0	0.0	0-0	1	2	0	0	0.0
ROCKETS	7	1680	208-507	.410	50-156	.321	145-184	.788	69-222	291	41.6	127	18.1	135-1	49	104	29	611	87.3
OPPONENTS	7	1680	249-561	.444	26-87	.299	109-146	.747	74-215	289	41.3	160	22.9	160-3	49	84	34	633	90.4

Year-by-Year Playoff Statistics

2008 (2-4)

Player	G-S	Min	FGM-A	Pct.	3PM-A	Pct.	FTM-A	Pct.	Rebounds					S	TO	B	TP	Avg.
									O-D-Tot	Avg.	A	Avg.	PF-D					
McGrady	6-6	247	62-146	.425	5-24	.208	33-53	.623	7-42-49	8.2	41	6.8	8-0	9	18	5	162	27.0
Alston	4-4	126	21-48	.438	11-25	.440	4-5	.800	2-4-6	1.5	18	4.5	7-0	4	6	0	57	14.3
Scola	6-6	220	30-67	.448	0-1	.000	24-35	.686	24-32-56	9.3	8	1.3	30-0	4	12	1	84	14.0
Battier	6-6	246	20-45	.444	12-25	.480	8-11	.727	7-16-23	3.8	3	0.5	19-2	6	8	5	60	10.0
Jackson	6-2	138	20-70	.286	5-24	.208	7-11	.636	2-8-10	1.7	9	1.5	11-0	5	4	0	52	8.7
Landry	6-0	106	11-26	.423	0-0	—	12-16	.750	15-13-28	4.7	0	0.0	8-0	7	2	3	34	5.7
Brooks	6-0	50	8-25	.320	0-10	.000	9-11	.818	0-6-6	1.0	3	0.5	11-0	0	3	0	25	4.2
Mutombo	6-6	123	8-13	.615	0-0	—	7-11	.636	10-29-39	6.5	2	0.3	10-0	1	1	11	23	3.8
Novak	3-0	21	3-4	.750	2-3	.667	0-0	—	1-1-2	0.7	0	0.0	2-0	0	0	1	8	2.7
Hayes	6-0	108	7-11	.636	0-2	.000	0-0	—	7-21-28	4.7	5	0.8	18-0	3	4	6	14	2.3
Woods	1-0	1	1-1	1.000	0-0	—	0-0	—	1-0-1	1.0	0	0.0	0-0	0	0	0	2	2.0
Harris	3-0	9	1-2	.500	0-0	—	1-2	.500	1-1-2	0.7	0	0.0	0-0	0	0	0	3	1.0
Head	5-0	44	1-4	.071	0-6	.000	2-2	1.000	1-1-2	0.4	4	0.8	3-0	2	4	1	4	0.8
ROCKETS	6	1440	193-472	.409	35-120	.292	107-157	.682	78-174-252	42.0	93	15.5	127-2	41	65	33	528	88.0
OPPONENTS	6	1440	203-454	.447	32-89	.360	105-152	.691	77-184-261	43.5	111	18.5	131-0	33	74	37	543	90.5

2009 (7-6)

Player	G-S	Min	FGM-A	Pct.	3PM-A	Pct.	FTM-A	Pct.	Rebounds					S	TO	B	TP	Avg.
									O-D-Tot	Avg.	A	Avg.	PF-D					
Yao	9-9	323	54-99	.545	0-0	—	46-51	.902	19-79-98	10.9	9	1.0	27-0	4	17	11	154	17.1
Brooks	13-13	444	77-170	.453	27-64	.422	37-46	.804	4-30-34	2.6	44	3.4	29-0	5	29	3	218	16.8
Artest	13-13	488	80-203	.394	23-83	.277	20-28	.714	12-44-56	4.3	54	4.2	27-0	14	32	3	203	15.6
Scola	13-13	424	77-156	.494	0-0	—	33-49	.673	28-81-109	8.4	23	1.8	45-0	7	22	3	187	14.4
Wafer	13-0	181	39-92	.424	9-22	.409	19-22	.864	0-12-12	0.9	9	0.7	11-0	2	11	1	106	8.2
Battier	13-13	496	33-81	.407	17-54	.315	22-23	.957	21-43-64	4.9	31	2.4	33-0	14	15	9	105	8.1
Landry	13-0	240	39-70	.557	0-2	.000	19-33	.576	16-35-51	3.9	3	0.2	27-0	4	14	5	97	7.5
Lowry	13-0	254	21-63	.333	4-16	.250	23-31	.742	8-30-38	2.9	32	2.5	23-0	12	17	1	69	5.3
Barry	4-0	35	5-10	.500	3-8	.375	0-0	—	0-4-4	1.0	3	0.8	3-0	2	4	0	13	3.3
Cook	6-0	32	4-15	.267	2-9	.222	0-0	—	3-9-12	2.0	3	0.5	4-0	2	4	1	10	1.7
Hayes	13-4	173	10-21	.476	0-2	.000	0-0	—	13-26-39	3.0	10	0.8	27-0	13	4	2	20	1.5
White	5-0	12	3-9	.333	1-2	.500	0-0	—	1-0-1	0.2	0	0.0	0-0	0	1	0	7	1.4
Mutombo	2-0	20	0-0	—	0-0	—	0-2	.000	1-8-9	4.5	0	0.0	5-0	1	0	2	0	0.0
ROCKETS	13	3120	442-989	.447	86-262	.328	219-285	.768	126-401-527	40.5	221	17.0	261-0	80	185	41	1189	91.5
OPPONENTS	13	3120	459-1020	.450	76-209	.364	214-288	.743	143-383-526	40.5	207	15.9	278-3	101	151	92	1208	92.9

2013 (2-4)

Player	G-S	Min	FGM-A	Pct.	3PM-A	Pct.	FTM-A	Pct.	Rebounds					S	TO	B	TP	Avg.
									O-D-Tot	Avg.	A	Avg.	PF-D					
Harden	6-6	243	45-115	.391	15-44	.341	53-66	.803	5-35-40	6.7	27	4.5	18-0	12	27	6	158	26.3
Parsons	6-6	238	42-93	.452	16-40	.400	9-14	.643	7-32-39	6.5	22	3.7	19-0	1	18	2	109	18.2
Asik	6-6	208	22-39	.564	0-0	—	30-47	.638	21-46-67	11.2	3	0.5	22-0	3	12	10	74	12.3
Beverley	6-5	200	28-65	.431	8-24	.333	7-7	1.000	11-22-33	5.5	17	2.8	24-0	7	6	4	71	11.8
Garcia	6-3	164	22-50	.440	17-37	.459	3-5	.600	3-17-20	3.3	9	1.5	21-0	4	4	5	64	10.7
Delfino	5-0	120	15-40	.375	11-31	.355	4-4	1.000	1-11-12	2.4	10	2.0	10-0	3	5	1	45	9.0
Brooks	6-0	67	13-34	.382	1-9	.111	3-5	.600	3-6-9	1.5	11	1.8	3-0	1	6	1	30	5.0
Motiejunas	1-0	5	2-2	1.000	0-0	—	1-1	1.000	1-0-1	1.0	0	0.0	0-0	0	0	0	5	5.0
Jones	2-0	35	4-10	.400	0-2	.000	0-3	.000	5-10-15	7.5	1	0.5	2-0	0	1	1	8	4.0
Lin	4-3	84	6-24	.250	2-12	.167	2-2	1.000	0-8-8	2.0	8	2.0	9-0	2	8	1	16	4.0
Smith	5-1	59	6-9	.667	0-0	—	6-12	.500	7-6-13	2.6	0	0.0	9-0	2	4	2	18	3.6
Anderson	2-0	18	1-5	.200	0-3	.000	0-0	—	1-3-4	2.0	0	0.0	2-0	0	0	0	2	1.0
ROCKETS	6	1440	206-486	.424	70-202	.347	118-166	.711	65-196-261	43.5	108	18.0	139-0	35	95	33	600	100.0
OPPONENTS	6	1440	223-496	.450	61-170	.359	128-151	.848	58-197-255	42.5	121	20.2	148-0	47	77	44	635	105.8

2014 (2-4)

Player	G-S	Min	FGM-A	Pct.	3PM-A	Pct.	FTM-A	Pct.	Rebounds					S	TO	B	TP	Avg.
									O-D-Tot	Avg.	A	Avg.	PF-D					
Harden	6-6	263:28.00	50-133	.376	16-54	.296	45-50	.900	5-23-28	4.7	35	5.8	21-1	12	21	1	161	26.8
Howard	6-6	231:19.00	58-106	.547	0-0	—	40-64	.625	27-55-82	13.7	11	1.8	25-1	4	19	17	156	26.0
Parsons	6-6	250:19.00	46-105	.438	13-36	.361	11-15	.733	6-35-41	6.8	14	2.3	19-1	4	5	2	116	19.3
Lin	6-0	176:42.00	25-61	.41	5-23	.217	13-16	.813	7-15-22	3.7	26	4.3	15-0	3	13	1	68	11.3
Beverley	6-6	202:20.00	19-50	.38	7-22	.318	7-10	.700	13-12-25	4.2	11	1.8	21-1	3	4	2	52	8.7
Daniels	4-0	67:38.00	9-17	.529	8-15	.533	5-5	1.000	3-6-9	2.3	1	0.2	10-0	2	2	0	31	7.8
Jones	6-2	138:04.00	20-39	.513	0-1	.000	6-12	.500	17-20-37	6.2	8	1.3	13-0	5	2	3	46	7.7
Asik	6-4	162:42.00	16-33	.485	0-0	—	3-3	1.00	21-28-49	8.2	4	0.7	29-2	3	11	4	35	5.8
Garcia	2-0	22:26	2-6	.333	0-3	.000	3-4	.750	1-1-2	1	0	0.0	3-0	0	0	0	7	3.5
ROCKETS	6	1440	245-550	.445	49-154	.318	133-179	.743	100-195-367	61.2	110	18.3	156-6	36	83	30	672	112.0
OPPONENTS	6	1440	239-527	.454	56-154	.364	136-169	.805	73-183-305	50.8	111	18.5	149-4	44	71	55	670	111.7

Year-by-Year Playoff Statistics

2015 (9-8)

Player	G-S	Min	FGM-A	Pct.	3PM-A	Pct.	FTM-A	Pct.	Rebounds									
									O-D-Tot	Avg.	A	Avg.	PF-D	S	TO	B	TP	Avg.
Harden	17-17	636	129-294	.439	41-107	.383	163-178	.916	7-19-26	5.7	128	7.5	49-0	28	77	7	462	27.2
Howard	17-17	574	105-182	.577	0-0	---	68-165	.412	62-176-238	14.0	20	1.2	60-1	23	37	39	278	16.4
Smith	17-8	396	85-194	.438	27-71	.380	32-74	.432	26-70-96	5.6	46	2.7	41-0	9	38	17	229	13.5
Ariza	17-17	655	75-176	.426	36-96	.375	38-42	.905	18-91-109	6.4	44	2.6	51-0	30	23	2	224	13.2
Brewer	17-0	428	72-167	.431	12-42	.286	35-55	.636	11-36-47	2.8	19	1.1	48-0	11	15	4	191	11.2
Jones	17-9	401	67-159	.421	3-19	.158	36-54	.667	29-52-81	4.8	17	1.0	31-0	8	16	12	173	10.2
Terry	17-17	487	57-134	.425	29-82	.354	13-16	.813	6-32-38	2.2	48	2.8	46-0	15	20	2	156	9.2
Capela	17-0	127	21-31	.677	0-0	---	15-29	.517	13-29-42	2.5	5	1.1	19-0	3	3	9	57	3.4
Prigioni	17-0	293	19-57	.333	12-41	.293	3-4	.750	6-13-19	1.1	39	2.3	40-0	15	12	0	53	3.1
Johnson	9-0	49	4-17	.235	1-7	.143	3-3	1.000	1-3-4	0.4	4	0.4	7-0	0	4	1	12	1.3
Papanikolaou	8-0	21	1-4	.250	0-3	.000	1-2	.500	0-2-2	0.3	0	0.0	4-0	0	5	0	3	0.4
Dorsey	6-0	13	0-2	.000	0-0	---	1-2	.500	1-3-4	0.7	2	0.3	2-0	0	1	0	1	0.2
TEAM	17	4080	635-1417	.448	161-468	.344	408-624	.654	185-592-777	45.7	372	21.9	398-1	142	263	93	1839	108.2
OPPONENTS	17	4080	699-1520	.460	164-487	.337	319-453	.704	204-592-796	46.8	409	24.1	463-5	147	245	92	1881	110.6

2016 (1-4)

Player	G-S	Min	FGM-A	Pct.	3PM-A	Pct.	FTM-A	Pct.	Rebounds									
									O-D-Tot	Avg.	A	Avg.	PF-D	S	TO	B	TP	Avg.
Harden	5-5	193	41-100	.410	13-42	.310	38-45	.844	7-19-26	5.2	38	7.6	13-0	12	26	1	133	26.6
Howard	5-5	180	26-48	.542	0-1	.000	14-38	.368	26-44-70	14.0	8	1.6	21-1	4	12	7	66	13.2
Beasley	5-0	80	22-46	.478	2-6	.333	6-7	.857	4-17-21	4.2	3	0.6	8-0	1	7	0	52	10.4
Motiejunas	5-4	98	16-37	.432	4-9	.444	8-17	.471	10-16-26	5.2	5	1.0	11-0	4	12	2	44	8.8
Terry	5-0	124	13-38	.342	6-19	.316	3-3	1.000	10-10-11	2.2	6	1.2	13-0	2	3	1	35	7.0
Ariza	5-5	181	13-51	.255	4-28	.143	3-4	.750	7-14-21	4.2	4	0.8	16-0	13	12	1	33	6.6
Beverley	5-5	129	10-37	.270	3-14	.214	6-6	1.000	4-18-22	4.4	11	2.2	17-0	2	4	2	29	5.8
Brewer	5-1	77	7-27	.259	1-10	.100	7-8	.875	3-4-7	1.4	8	1.6	13-0	0	6	1	22	4.4
Smith	4-0	38	6-13	.462	4-8	.500	0-2	.000	1-1-2	0.5	4	1.0	7-0	1	5	1	16	4.0
Gouldenlock	2-0	11	3-6	.500	0-1	.000	0-0	---	0-2-2	1.0	0	0.0	0-0	0	3	0	6	3.0
McDaniels	4-0	34	4-13	.308	1-3	.333	0-0	---	1-6-7	1.8	1	0.3	3-0	0	0	3	9	2.3
Capela	5-0	43	3-9	.333	0-0	---	2-5	.400	8-12-20	4.0	2	0.4	5-0	3	3	2	8	1.6
Harrell	2-0	12	1-3	.333	0-1	.000	1-2	.500	0-2-2	1.0	0	0.0	1-0	0	1	0	3	1.5
ROCKETS	5	1200	165-428	.386	38-142	.268	88-137	.642	72-165-237	43.6	90	28.8	128-1	42	95	21	456	91.2
OPPONENTS	5	1200	204-422	.483	58-144	.403	84-126	.667	49-169-218	47.4	144	18.0	111-1	46	71	27	550	110.0

2017 (6-5)

Player	G-S	Min	FGM-A	Pct.	3PM-A	Pct.	FTM-A	Pct.	Rebounds									
									O-D-Tot	Avg.	A	Avg.	PF-D	S	TO	B	TP	Avg.
Harden	11-11	407	90-218	.413	32-115	.278	101-115	.878	7-53-60	5.5	93	8.5	43-1	21	59	5	313	28.5
Gordon	11-2	358	51-121	.421	27-70	.386	13-18	.722	5-38-43	3.9	22	2.0	20-0	8	14	6	142	12.9
L. Williams	11-0	272	50-118	.424	12-39	.308	26-29	.897	7-23-30	2.7	14	1.3	17-0	7	14	1	138	12.5
Beverley	11-11	325	45-109	.413	21-52	.404	11-14	.786	21-40-61	5.5	33	3.0	38-1	16	18	2	122	11.1
Ariza	11-11	413	41-97	.423	23-61	.377	13-14	.929	8-48-56	5.1	23	2.1	25-0	14	9	2	118	10.7
Capela	11-11	286	46-82	.561	0-1	.000	24-39	.615	26-70-96	8.7	12	1.1	28-0	8	8	28	116	10.5
Nene	9-0	161	36-51	.706	0-1	.000	18-31	.581	11-31-42	4.7	5	0.6	24-0	6	9	4	90	10.0
Anderson	11-9	336	36-92	.391	17-60	.283	14-16	.875	15-42-57	5.2	7	0.6	24-0	4	9	2	103	9.4
Brown	5-0	22	10-20	.500	5-11	.455	0-0	---	0-2-2	0.4	1	0.2	1-0	0	0	0	25	5.0
Wiltjer	1-0	5	1-1	1.000	1-1	1.000	0-0	---	0-0-0	0.0	0	0.0	0-0	0	0	0	3	3.0
Dekker	4-0	31	3-12	.250	3-6	.500	0-0	---	5-5-10	2.5	1	0.3	2-0	1	0	1	9	2.3
Harrell	5-0	21	1-3	.333	0-0	---	3-6	.500	1-5-6	1.2	2	0.4	7-0	0	2	0	5	1.0
T. Williams	5-0	19	0-9	.000	0-5	.000	1-2	.500	2-5-7	1.4	1	0.2	0-0	0	2	0	1	0.2
Taylor	3-0	10	0-2	.000	0-1	.000	0-0	---	1-1-2	0.7	1	0.3	1-0	0	0	0	0	0.0
TEAM	11	2665	410-935	.439	141-423	.333	224-284	.789	109-363-472	42.9	215	19.5	230-2	85	154	51	1185	107.7
OPPONENTS	11	2665	448-984	.455	92-291	.316	184-263	.700	143-372-515	46.8	247	22.5	214-1	87	138	77	1172	106.5

2018 (11-6)

Player	G-S	Min	FGM-A	Pct.	3PM-A	Pct.	FTM-A	Pct.	Rebounds									
									O-D-Tot	Avg.	A	Avg.	PF-D	S	TO	B	TP	Avg.
Harden	17-17	621	158-385	.410	52-174	.299	118-133	.887	14-75-89	5.2	116	6.8	46-0	38	65	11	486	28.6
Paul	15-15	517	118-257	.459	37-99	.374	44-53	.830	9-80-89	5.9	87	5.8	47-1	30	28	4	317	21.1
Gordon	17-2	549	84-221	.380	43-130	.331	51-61	.836	9-36-45	2.6	28	1.6	28-0	10	24	8	262	15.4
Capela	17-17	520	95-144	.660	0-0	---	26-55	.473	61-136-197	11.6	22	1.3	39-0	14	15	36	216	12.7
Tucker	17-17	570	52-108	.481	35-75	.467	12-18	.667	23-88-111	6.5	22	1.3	46-0	11	14	13	151	8.9
Ariza	17-17	582	50-139	.360	26-91	.286	23-31	.742	9-56-65	3.8	22	1.3	44-0	19	10	2	149	8.8
Green	17-0	272	37-94	.394	27-72	.375	6-7	.857	6-44-50	2.9	1	0.1	27-0	4	10	7	107	6.3
Nene	11-0	107	12-20	.600	0-0	---	7-11	.636	6-22-28	2.5	5	0.5	18-0	2	8	5	31	2.8
Mbah a Moute	9-0	149	9-36	.250	3-15	.200	4-7	.571	3-19-22	2.4	3	0.3	8-0	6	6	4	25	2.8
Anderson	11-0	95	7-20	.350	5-15	.333	0-0	---	4-9-13	1.2	6	0.5	10-0	3	3	1	19	1.7
Johnson	8-0	54	6-17	.353	0-3	.000	0-0	---	0-10-10	1.3	3	0.4	4-0	0	3	1	12	1.5
A. Jackson	7-0	17	2-4	.500	0-2	.000	1-2	.500	2-2-4	0.6	2	0.3	2-0	0	2	0	5	0.7
Qi	3-0	6	1-1	1.000	0-0	---	0-0	---	0-1-1	0.3	0	0.0	0-0	0	0	0	2	0.7
Black	7-0	19	1-4	.250	0-0	---	0-0	---	2-4-6	0.9	2	0.3	5-0	0	1	1	2	0.3
Onuaku	1-0	3	0-0	---	0-0	---	0-0	---	1-0-1	1.0	1	1.0	1-0	1	0	0	0	0.0
TEAM	17	4080	632-1450	.436	228-676	.337	292-378	.772	149-582-731	43.0	320	18.8	325-1	138	205	93	1784	104.9
OPPONENTS	17	4080	654-1405	.465	181-474	.382	264-352	.750	145-596-741	43.6	363	21.4	332-1	115	238	74	1753	103.1

Year-by-Year Playoff Statistics

2019 (6-5)

Player	G-S	Min	FGM-A	Pct.	3PM-A	Pct.	FTM-A	Pct.	Rebounds		PF-D	S	TO	B	TP	Avg.		
									O-D-Tot	Avg.								
Harden	11-11	424	109-264	.413	48-137	.350	82-98	.837	9-66-75	6.8	73	6.6	41-0	24	51	10	348	31.6
Gordon	11-11	410	67-150	.447	38-95	.400	24-28	.857	5-23-28	2.5	14	1.3	22-0	7	27	11	196	17.8
Paul	11-11	397	66-148	.446	17-63	.270	38-45	.844	14-56-70	6.4	60	5.5	36-0	24	37	7	187	17.0
Tucker	11-11	426	40-88	.455	26-57	.456	19-23	.826	19-63-82	7.5	19	1.7	35-0	19	8	8	125	11.4
Capela	11-11	331	46-82	.561	0-0	---	15-35	.429	41-72-113	10.3	16	1.5	26-1	3	16	12	107	9.7
Rivers	10-0	215	27-62	.435	16-35	.457	4-6	.667	2-19-21	2.1	10	1.0	31-0	5	8	1	74	7.4
House	7-0	141	11-37	.297	8-31	.258	4-8	.500	2-20-22	3.1	1	0.1	11-0	3	4	2	34	4.9
Fariel	6-0	56	9-13	.692	1-1	1.000	5-6	.833	3-18-21	3.5	2	0.3	6-0	2	0	0	24	4.0
Nene	7-0	53	10-10	1.000	0-0	---	7-9	.778	9-5-14	2.0	3	0.4	7-0	3	3	2	27	3.9
Shumpert	8-0	109	10-26	.385	8-22	.364	1-4	.250	1-11-12	1.5	2	0.3	10-0	1	3	0	29	3.6
Green	11-0	97	12-40	.300	10-29	.345	5-5	1.000	0-12-12	1.1	1	0.1	12-0	3	3	3	39	3.5
Hartenstein	2-0	2	2-2	1.000	0-0	---	0-0	---	1-0-1	0.5	0	0.0	1-0	0	0	0	4	2.0
Clark	2-0	4	0-0	---	0-0	---	0-0	---	0-1-1	0.5	0	0.0	0-0	0	0	0	0	0.0
TEAM	11	2665	409-922	.444	172-470	.366	204-267	.764	106-366-472	42.9	201	18.3	238-1	94	174	56	1194	108.5
OPPONENTS	11	2665	418-953	.439	116-378	.307	207-272	.761	122-352-474	43.1	267	24.3	237-1	90	159	51	1159	105.4

2020 (5-7)

Player	G-S	Min	FGM-A	Pct.	3PM-A	Pct.	FTM-A	Pct.	Rebounds		PF-D	S	TO	B	TP	Avg.		
									O-D-Tot	Avg.								
Harden	12-12	448	109-228	.478	39-117	.333	98-116	.845	12-55-67	5.6	92	7.7	43-1	18	45	10	355	29.6
Westbrook	8-8	262	59-140	.421	8-33	.242	17-32	.531	11-45-56	7.0	37	4.6	23-0	12	30	2	143	17.9
Gordon	12-12	410	72-176	.409	29-90	.322	35-40	.875	6-26-32	2.7	36	3.0	26-0	10	24	7	208	17.3
J. Green	12-0	341	51-103	.495	23-54	.426	14-17	.824	5-55-60	5.0	19	1.6	27-0	6	15	6	139	11.6
House	9-4	279	37-85	.435	19-53	.358	10-13	.769	10-42-52	5.8	13	1.4	22-0	8	7	0	103	11.4
Covington	12-12	379	47-95	.495	34-68	.500	6-7	.857	8-52-60	5.0	16	1.3	45-0	30	12	13	134	11.2
Tucker	12-12	414	35-88	.398	25-67	.373	0-0	---	23-63-86	7.2	18	1.5	47-0	13	12	3	95	7.9
Rivers	12-0	211	19-61	.311	9-35	.257	10-13	.769	2-28-30	2.5	16	1.3	22-0	7	8	1	57	4.8
McLemore	11-0	130	15-40	.375	14-36	.389	0-0	---	2-9-11	1.0	6	0.5	8-0	4	3	0	44	4.0
Clemmons	2-0	8	2-5	.400	2-5	.400	1-2	.500	0-2-2	1.0	0	0.0	0-0	0	0	0	7	3.5
Caboclo	2-0	7	1-2	.500	0-1	.000	0-0	---	0-3-3	1.5	0	0.0	2-0	1	0	0	2	1.0
Carroll	2-0	6	1-2	.500	0-0	---	0-0	---	0-3-3	1.5	1	0.5	1-0	0	0	0	2	1.0
Frazier	4-0	12	1-4	.250	1-2	.500	0-0	---	1-3-4	1.0	2	0.5	0-0	0	1	0	3	0.8
Chandler	1-0	0	0-0	---	0-0	---	0-2	.000	0-0-0	0.0	0	0.0	0-0	0	0	0	0	0.0
TEAM	12	2905	449-1029	.436	203-561	.362	191-242	.789	80-386-466	38.8	256	21.3	266-1	109	161	42	1292	107.7
OPPONENTS	12	2905	464-1004	.462	145-418	.347	210-273	.769	109-467-576	48.0	253	21.1	223-0	76	205	59	1283	106.9

2025 (3-4)

Player	G-S	Min	FGM-A	Pct.	3PM-A	Pct.	FTM-A	Pct.	Rebounds		PF-D	S	TO	B	TP	Avg.		
									O-D-Tot	Avg.								
Sengun	7-7	256	59-131	.450	3-8	.375	25-40	.625	21-62-83	11.9	37	5.3	26-1	13	15	3	146	20.9
VanVleet	7-7	280	40-93	.430	27-62	.435	24-24	1.000	3-26-29	4.1	31	4.4	16-0	7	13	2	131	18.7
Thompson	7-7	231	42-85	.494	1-4	.250	25-36	.694	19-29-48	6.9	23	3.3	18-0	12	12	6	110	15.7
Ja. Green	7-7	219	32-86	.372	13-44	.295	16-24	.667	3-35-38	5.4	20	2.9	6-0	4	10	2	93	13.3
Brooks	7-7	206	28-63	.444	10-29	.345	20-24	.833	9-13-22	3.1	9	1.3	27-1	5	9	2	86	12.3
Eason	7-0	132	21-44	.477	7-19	.368	4-8	.500	7-23-30	4.3	5	0.7	13-0	8	10	7	53	7.6
Smith Jr.	7-0	143	17-34	.500	10-22	.455	8-10	.800	7-20-27	3.9	4	0.6	6-0	1	10	5	52	7.4
Adams	7-0	155	12-20	.600	0-0	---	16-30	.533	23-23-46	6.6	4	0.6	7-0	3	5	8	40	5.7
Holiday	3-0	27	4-10	.400	2-5	.400	2-4	.500	1-1-2	0.7	3	1.0	3-0	0	1	0	12	4.0
Landale	1-0	5	1-2	.500	0-0	---	0-0	---	0-0-0	0.0	0	0.0	0-0	0	0	0	2	2.0
Je. Green	3-0	5	1-3	.333	1-1	1.000	0-0	---	1-0-1	0.3	0	0.0	0-0	0	0	0	3	1.0
Sheppard	3-0	10	0-2	.000	0-2	.000	0-0	---	0-1-1	0.3	1	0.3	1-0	2	1	1	0	0.0
Whitmore	3-0	5	0-2	.000	0-1	.000	0-0	---	0-1-1	0.0	0	0.0	0-0	0	0	0	0	0.0
Williams	3-0	5	0-1	.000	0-1	.000	0-0	---	0-0-0	0.0	0	0.0	1-0	0	1	0	0	0.0
ROCKETS	7	1680	257-576	.446	74-198	.374	140-200	.700	94-234-328	46.9	137	19.6	124-2	55	95	36	728	104.0
OPPONENTS	7	1680	263-607	.433	108-302	.358	94-122	.770	73-204-277	39.6	170	24.3	150-0	59	87	34	728	104.0

Year-by-Year Playoff Statistics

Rockets

329 Games — Overall Record: 161-168

Year	G	FGM-A	Pct.	3FGM-A	Pct.	FTM-A	Pct.	Rebounds			AST	Avg.	PF-D	ST	TO	BL	TP	Avg.	
								Off	Def	Tot									
1969	6	247-531	.463	—	—	145-212	.684	—	—	296	49.3	113	18.8	154-1	—	—	637	106.2	
1975	8	346-714	.485	—	—	176-220	.800	105	227	332	41.5	211	26.4	295-3	65	146	29	868	108.5
1977	12	549-1111	.494	—	—	209-283	.739	200	356	556	46.3	280	23.3	305-6	94	224	41	1307	108.9
1979	2	72-187	.385	—	—	53-66	.803	51	50	101	50.5	36	18.0	52-1	17	37	20	197	98.5
1980	7	288-608	.474	7-33	.212	132-164	.805	102	197	299	42.7	176	25.1	172-2	44	121	33	715	102.1
1981	21	819-1796	.456	8-32	.250	413-550	.751	309	547	856	40.8	474	22.6	466-4	174	296	113	2059	98.0
1982	3	107-211	.395	0-9	.000	47-61	.770	56	81	137	45.7	58	19.3	66-0	16	28	17	261	87.0
1985	5	214-495	.432	3-22	.136	89-157	.567	110	174	284	56.8	105	21.0	147-3	44	80	34	520	104.0
1986	20	894-1845	.483	13-50	.260	425-594	.715	337	609	946	47.3	568	28.5	462-6	172	303	149	2226	111.3
1987	10	411-833	.493	8-43	.186	267-346	.772	141	294	435	43.5	252	25.2	258-6	62	181	72	1097	109.7
1988	4	156-345	.452	9-25	.360	97-118	.822	64	112	176	44.0	79	19.8	90-1	32	59	17	418	104.5
1989	4	160-339	.472	11-29	.379	95-130	.731	51	106	157	39.3	97	24.3	100-1	37	66	21	426	106.5
1990	4	153-338	.453	11-40	.275	74-111	.667	61	95	156	39.0	91	22.8	87-0	36	58	26	391	97.8
1991	3	115-249	.462	12-39	.308	38-49	.776	36	86	122	40.7	73	24.3	72-0	21	47	18	280	93.3
1993	12	449-941	.477	64-171	.374	211-273	.773	136	362	498	41.5	298	24.8	237-3	101	212	86	1173	97.8
1994	23	838-1816	.461	149-410	.363	409-533	.767	232	720	952	41.4	570	24.8	496-5	168	331	143	2334	97.1
1995	22	849-1757	.483	189-483	.391	467-619	.754	211	649	860	39.1	555	25.2	545-6	168	264	128	2354	107.0
1996	8	291-659	.442	61-183	.333	139-189	.735	73	235	308	38.5	193	24.1	169-2	80	110	40	782	97.8
1997	16	565-1233	.458	142-392	.362	349-455	.767	196	468	664	41.5	370	23.1	350-4	123	243	70	1621	101.3
1998	5	145-377	.385	24-93	.258	109-149	.732	56	156	212	42.4	81	16.2	119-2	36	65	25	423	84.6
1999	4	135-325	.415	31-85	.365	87-114	.763	53	130	183	45.8	82	20.5	104-1	30	53	18	388	97.0
2004	5	159-372	.427	23-76	.303	82-114	.719	48	174	222	44.4	86	17.2	114-4	26	84	18	423	84.6
2005	7	245-526	.466	50-124	.403	143-181	.790	75	189	264	37.7	126	18.0	173-3	51	100	41	683	97.6
2007	7	208-507	.410	50-156	.321	145-184	.788	69	222	291	41.6	127	18.1	135-4	49	104	29	611	87.3
2008	6	193-472	.409	35-120	.292	107-157	.682	78	174	252	42.0	93	15.5	127-2	41	65	33	528	88.0
2009	13	442-989	.447	86-262	.328	219-286	.768	126	401	527	40.5	221	17.0	261-0	80	185	41	1189	91.5
2013	6	206-486	.424	70-202	.347	118-166	.711	65	196	261	43.5	108	18.0	139-0	35	95	33	600	100.0
2014	6	245-550	.445	49-154	.318	133-179	.743	100	195	295	49.2	110	18.3	156-6	36	83	30	672	112.0
2015	17	635-1417	.448	161-468	.344	408-624	.654	185	592	777	45.7	372	21.9	398-1	142	263	93	1839	108.2
2016	5	165-428	.386	38-142	.268	88-137	.642	72	165	237	47.4	90	18.0	128-1	42	95	21	456	91.2
2017	11	410-935	.439	141-423	.333	224-284	.779	109	363	472	42.9	215	19.5	320-1	85	154	51	1185	107.7
2018	17	632-1450	.436	228-676	.337	292-378	.782	149	582	731	43.0	320	18.8	325-1	138	205	93	1784	104.9
2019	11	409-922	.444	172-470	.366	204-267	.764	106	366	472	42.9	201	18.3	238-1	94	174	56	1194	108.5
2020	12	449-1029	.436	203-561	.362	191-242	.789	80	386	466	38.8	256	21.3	266-1	109	161	42	1292	107.7
2025	7	257-576	.446	74-198	.374	140-200	.700	94	234	328	46.9	137	19.6	124-2	55	95	36	728	104.0
Totals	329	12457-27429	.454	2122-6171	.344	6525-8791	.742	3937	9892	14125	42.9	7224	22.0	7460-82	2503	4764	1712	33561	102.0

Opponents

Year	G	FGM-A	Pct.	3FGM-A	Pct.	FTM-A	Pct.	Rebounds			AST	Avg.	PF-D	ST	TO	BL	TP	Avg.	
								Off	Def	Tot									
1969	6	254-585	.434	—	—	144-223	.646	—	—	323	53.8	112	17.7	162-1	—	—	652	108.7	
1975	8	346-713	.485	—	—	171-208	.822	111	237	348	43.5	208	26.0	193-4	62	147	24	863	107.9
1977	12	536-1086	.494	—	—	233-338	.689	161	334	495	41.3	279	23.3	281-4	82	207	59	1305	108.8
1979	2	83-182	.456	—	—	43-59	.729	40	67	107	53.5	55	27.5	58-2	14	32	15	209	104.5
1980	7	305-613	.498	8-33	.242	145-178	.815	94	190	284	40.6	183	26.1	169-0	60	96	28	763	109.0
1981	21	835-1743	.479	9-54	.167	389-534	.728	293	616	909	43.3	508	24.2	499-9	148	341	117	2068	98.5
1982	3	113-263	.430	1-4	.250	49-68	.721	55	96	151	50.3	80	26.7	66-1	17	32	5	276	92.0
1985	5	180-418	.431	8-28	.286	153-188	.814	66	169	235	47.0	116	23.2	126-0	36	96	43	521	104.2
1986	20	842-1808	.466	38-124	.306	427-545	.783	301	571	872	43.6	534	26.7	480-3	175	329	101	2149	107.4
1987	10	414-915	.452	20-65	.308	233-307	.759	161	274	435	43.5	252	25.2	278-5	99	141	44	1081	108.1
1988	4	168-337	.499	6-23	.261	86-112	.768	56	115	171	42.8	99	24.8	92-1	36	62	24	428	107.0
1989	4	163-345	.472	9-38	.237	90-119	.756	62	116	178	44.5	98	24.5	105-1	35	66	35	425	106.3
1990	4	165-303	.545	12-37	.324	80-105	.762	38	115	153	38.3	105	26.3	80-0	33	66	27	422	105.5
1991	3	111-230	.483	12-35	.343	63-80	.788	28	82	110	36.7	72	24.0	55-0	22	42	19	297	99.0
1993	12	460-1047	.439	41-108	.380	194-278	.698	193	318	511	42.6	277	23.1	248-4	128	160	49	1155	96.3
1994	23	815-1932	.422	111-334	.332	421-566	.744	335	678	1013	44.0	510	22.2	488-3	176	281	112	2162	94.0
1995	22	836-1789	.467	136-388	.351	485-633	.743	277	686	963	43.8	506	23.0	524-4	153	302	87	2293	104.2
1996	8	302-649	.465	73-181	.403	144-194	.742	87	274	361	41.5	195	24.6	166-2	64	127	39	821	102.6
1997	16	584-1304	.448	92-256	.359	332-409	.812	212	433	645	40.3	358	22.4	378-6	141	198	67	1592	99.5
1998	5	168-368	.457	17-45	.378	104-150	.693	48	171	219	43.8	106	21.2	119-0	39	68	29	457	91.4
1999	4	151-322	.469	25-66	.379	70-110	.636	44	119	163	40.8	93	23.3	87-1	20	52	34	397	99.3
2004	5	169-394	.429	23-67	.343	89-140	.636	50	152	202	40.4	122	24.4	108-0	50	52	20	450	90.0
2005	7	240-535	.449	53-122	.434	169-211	.801	94	195	289	41.3	120	17.1	160-5	49	93	34	702	100.3
2007	7	249-561	.444	26-87	.299	109-146	.747	74	215	289	41.3	160	22.9	160-3	49	84	34	633	90.0
2008	6	203-454	.447	32-89	.360	105-152	.691	77	184	261	43.5	111	18.5	131-0	33	74	37	543	90.5
2009	13	459-1020	.450	76-209	.364	214-288	.743	143	383	526	40.5	207	15.9	278-3	101	151	92	1208	92.9
2013	6	223-496	.450	61-170	.359	128-151	.848	58	197	255	42.5	121	20.2	148-0	47	77	44	635	105.8
2014	6	239-527	.454	56-154	.364	136-169	.805	73	183	256	42.7	111	18.5	149-4	44	71	55	670	111.7
2015	17	699-1520	.460	164-487	.337	319-453	.704	204	592	796	46.8	409	24.1	463-5	147	245	92	1881	110.6
2016	5	204-422	.483	58-144	.403	84-126	.667	49	169	218	43.6	144	28.8	111-1	46	71	27	550	110.0
2017	11																		

Rockets All-Time Playoff Leaders

Scoring Average (min. 20 games)

Player	G	Points	Avg.
1. James Harden	85	2,416	28.4
2. Tracy McGrady	20	554	27.7
3. Hakeem Olajuwon	140	3,727	26.6
4. Moses Malone	45	1,089	24.2
5. Yao Ming	28	555	19.8
6. Ralph Sampson	35	691	19.7
7. Chris Paul	26	504	19.4
8. Clyde Drexler	51	948	18.6
9. Calvin Murphy	51	945	18.5
10. Dwight Howard	28	500	17.9

FT Percentage (min. 20 made)

Player	FTM	FTA	Pct.
1. Fred VanVleet	24	24	1.000
2. Mike James	23	24	.958
3. Eddie Johnson	30	32	.938
4. Calvin Murphy	165	177	.932
5. Lou Williams	26	29	.897
6. Shane Battier	37	42	.881
7. James Harden	698	801	.871
8. Allen Leavell	113	131	.863
0. Mike Dunleavy	43	50	.860
10. Kenny Smith	127	150	.847

FG Percentage (min. 50 made)

Player	FGM	FGA	Pct.
1. Nené	58	81	.716
2. Clint Capela	211	348	.606
3. Otis Thorpe	257	429	.599
4. Dwight Howard	189	336	.563
5. Rodney McCray	196	368	.533
6. Hakeem Olajuwon	1,492	2,825	.528
7. Carl Landry	50	96	.521
8. Yao Ming	195	376	.519
9. Ralph Sampson	274	547	.501
10. Mike Newlin	135	270	.500

3-Point Percentage (min. 20 made)

Player	3PM	3PA	Pct.
1. Robert Covington	34	68	.500
2. Matt Bullard	23	51	.451
3. Kenny Smith	117	261	.448
4. Fred VanVleet	27	62	.435
5. P.J. Tucker	86	199	.432
6. Jeff Green	23	54	.426
7. Shane Battier	48	122	.393
8. Josh Smith	31	79	.392
9. Mario Elie	74	190	.389
10. Robert Horry	108	282	.383

Games

1. Hakeem Olajuwon	140
2. James Harden	85
3. Mario Elie	74
4. Robert Reid	72
5. Kenny Smith	68
6. Robert Horry	65
7. Allen Leavell	63
8. Clint Capela	61
9. Sam Cassell	52
10. Clyde Drexler	51
Calvin Murphy	51

Minutes

1. Hakeem Olajuwon	5,663
2. James Harden	3,235
3. Robert Reid	2,699
4. Robert Horry	2,301
6. Kenny Smith	2,043
6. Mario Elie	1,981
7. Moses Malone	1,962
8. Clyde Drexler	1,946
9. Trevor Ariza	1,831
10. Eric Gordon	1,727

Points

1. Hakeem Olajuwon	3,727
2. James Harden	2,416
3. Moses Malone	1,089
4. Robert Reid	1,019
5. Clyde Drexler	948
6. Calvin Murphy	945
7. Eric Gordon	808
8. Robert Horry	785
9. Kenny Smith	780
10. Ralph Sampson	691

Rebounds

1. Hakeem Olajuwon	1,602
2. Moses Malone	697
3. James Harden	484
4. Clint Capela	468
5. Robert Horry	415
6. Otis Thorpe	409
7. Dwight Howard	390
8. Ralph Sampson	386
9. Robert Reid	383
10. Clyde Drexler	332

Assists

1. James Harden	602
2. Hakeem Olajuwon	456
3. Robert Reid	333
4. Kenny Smith	305
5. Clyde Drexler	251
6. Robert Horry	220
7. Sam Cassell	216
8. Calvin Murphy	213
9. Allen Leavell	203
10. Rodney McCray	201

Steals

1. Hakeem Olajuwon	238
2. James Harden	165
3. Robert Horry	106
4. Robert Reid	105
5. Clyde Drexler	88
6. Calvin Murphy	79
7. Trevor Ariza	76
8. Allen Leavell	57
9. Kenny Smith	54
Chris Paul	54

Blocks

1. Hakeem Olajuwon	468
2. Clint Capela	87
3. Moses Malone	81
4. Robert Horry	75
5. Dwight Howard	63
6. Ralph Sampson	55
7. James Harden	51
8. Yao Ming	42
9. Robert Reid	41
10. Eric Gordon	32
Rodney McCray	32
Billy Paultz	32

FG Made

1. Hakeem Olajuwon	1,492
2. James Harden	731
3. Robert Reid	427
4. Moses Malone	409
5. Calvin Murphy	388
6. Clyde Drexler	330
7. Robert Horry	275
8. Ralph Sampson	274
Eric Gordon	274
10. Kenny Smith	268

FG Attempted

1. Hakeem Olajuwon	2,825
2. James Harden	1,737
3. Robert Reid	974
4. Moses Malone	840
5. Calvin Murphy	817
6. Clyde Drexler	749
7. Eric Gordon	668
7. Robert Horry	627
8. Kenny Smith	586
9. Vernon Maxwell	575
10. Ralph Sampson	547

Rockets All-Time Playoff Leaders

3-Pointers Made

1. James Harden	256
2. Eric Gordon	137
3. Kenny Smith	117
4. Robert Horry	108
5. Trevor Ariza	89
6. P.J. Tucker	86
7. Clyde Drexler	82
8. Mario Elie	74
9. Vernon Maxwell	73
10. Chris Paul	54

Free Throws Made

1. Hakeem Olajuwon	739
2. James Harden	698
3. Moses Malone	271
4. Clyde Drexler	206
5. Calvin Murphy	165
Yao Ming	165
7. Sam Cassell	158
8. Robert Reid	157
9. Mario Elie	144
10. Ralph Sampson	140

3-Pointers Attempted

1. James Harden	790
2. Eric Gordon	385
3. Robert Horry	282
4. Trevor Ariza	276
5. Clyde Drexler	261
Kenny Smith	261
7. Vernon Maxwell	239
8. P.J. Tucker	199
9. Mario Elie	190
10. Chris Paul	162

Free Throws Attempted

1. Hakeem Olajuwon	1,028
2. James Harden	801
3. Moses Malone	375
4. Clyde Drexler	265
5. Dwight Howard	229
6. Robert Reid	217
7. Ralph Sampson	198
Yao Ming	198
9. Sam Cassell	188
10. Charles Barkley	185

Best Playoff Series

Scoring

Player	Series	G	Points	Avg.
Hakeem Olajuwon	Dallas, 1988	4	150	37.5
Hakeem Olajuwon	San Antonio, 1995	6	212	35.3
Hakeem Olajuwon	Utah, 1995	5	175	35.0
James Harden	Golden State, 2019	6	209	34.8
Hakeem Olajuwon	Portland, 1994	4	136	34.0
James Harden	Oklahoma City, 2017	5	166	33.2
Hakeem Olajuwon	Orlando, 1995	4	131	32.8
Moses Malone	L.A. Lakers, 1981	3	94	31.3
Hakeem Olajuwon	L.A. Lakers, 1986	5	155	31.0
Tracy McGrady	Dallas, 2005	7	215	30.7
Hakeem Olajuwon	Seattle, 1987	6	183	30.5

Rebounds

Player	Series	G	Reb.	Avg.
Moses Malone	Atlanta, 1979	2	41	20.5
Moses Malone	San Antonio, 1980	3	53	17.7
Moses Malone	Philadelphia, 1977	6	103	17.2
Hakeem Olajuwon	Dallas, 1988	4	67	16.8
Moses Malone	Washington, 1977	6	100	16.7

Assists

Player	Series	G	Ast.	Avg.
Sleepy Floyd	L.A. Lakers, 1990	4	41	10.3
Allen Leavell	Portland, 1987	4	39	9.8
James Harden	San Antonio, 2017	6	58	9.7
Tom Henderson	San Antonio, 1980	3	28	9.3
Robert Reid	Boston, 1986	6	52	8.7

Playoff 40-Point Club

Rockets

Player	Date	Opponent	TP
Hakeem Olajuwon	May 14, 1987	at Seattle (2OT)	49
Hakeem Olajuwon	May 1, 1994	vs. Portland	46
James Harden	May 25, 2015	vs. Golden State	45
Hakeem Olajuwon	April 27, 1995	at Utah	45
James Harden	April 15, 2018	vs. Minnesota	44
James Harden	April 21, 2017	at Oklahoma City	44
James Harden	May 5, 2017	vs. San Antonio	43
Hakeem Olajuwon	May 26, 1995	vs. San Antonio	43
James Harden	April 24, 2015	at Dallas	42
Calvin Murphy	April 17, 1981	at San Antonio	42
Moses Malone	April 26, 1981	vs. Kansas City	42
Sleepy Floyd	April 30, 1988	at Dallas	42
Hakeem Olajuwon	May 30, 1995	at San Antonio	42
James Harden	May 4, 2019	vs. Golden State	41
James Harden	April 29, 2018	vs. Utah	41
James Harden	May 14, 2018	vs. Golden State	41
Chris Paul	May 8, 2018	vs. Utah	41
Moses Malone	April 10, 1981	vs. San Antonio	41
Hakeem Olajuwon	April 30, 1988	at Dallas	41
Hakeem Olajuwon	May 25, 1994	vs. Utah	41
Clyde Drexler	May 5, 1995	vs. Utah	41

Hakeem Olajuwon	May 24, 1995	at San Antonio	41
Calvin Murphy	April 29, 1977	vs. Washington	40
Hakeem Olajuwon	May 16, 1986	vs. L.A. Lakers	40
Hakeem Olajuwon	May 5, 1988	vs. Dallas	40
Hakeem Olajuwon	May 5, 1995	vs. Utah	40
Tracy McGrady	May 2, 2008	at Utah	40

Opponents

Player	Date	Opponent	TP
Russell Westbrook	April 19, 2017	vs. Oklahoma City	51
Russell Westbrook	April 25, 2017	vs. Oklahoma City	47
Kevin Durant	May 4, 2019	vs. Golden State	46
Kevin Johnson	May 20, 1995	at Phoenix	46
LaMarcus Aldridge	April 20, 2014	vs. Portland (OT)	46
George Gervin	April 4, 1980	at San Antonio	44
LaMarcus Aldridge	April 23, 2014	vs. Portland	43
Kevin Johnson	May 14, 1995	vs. Phoenix	43
Alex English	May 8, 1986	at Denver (2OT)	42
Brandon Roy	April 21, 2009	at Portland	42
Carlos Boozer	April 23, 2007	vs. Utah	41
Kevin Durant	April 27, 2013	vs. Oklahoma City	41
Stephen Curry	May 25, 2015	vs. Golden State	40
Kobe Bryant	May 6, 2009	at L.A. Lakers	40

Playoff Statistical Achievements

30 Points/20 Rebounds Club

Player	Opponent	Date	Pts.	Reb.
Elvin Hayes	vs. Atlanta	April 4, 1969	30	20
Moses Malone	vs. Washington	April 21, 1977	31	26
Moses Malone	vs. Philadelphia	May 11, 1977	30	25
Moses Malone	vs. San Antonio	April 6, 1980	37	20
Moses Malone	at L.A. Lakers	April 1, 1981	38	23
Moses Malone	vs. Kansas City	April 26, 1981	42	23
Hakeem Olajuwon	at Seattle (2OT)	May 14, 1987	49	25
Hakeem Olajuwon	at Dallas	April 30, 1988	41	26
Hakeem Olajuwon	vs. L.A. Clippers	May 8, 1993	31	21
Charles Barkley	vs. L.A. Lakers	May 13, 1999	30	23

30-30 Club

(Two Rockets scoring 30 points or more in the same game)

Player	Pts.	Player	Pts.	Opponent	Date
Calvin Murphy	35	Mike Newlin	31	vs. Boston	April 22, 1975
Moses Malone	37	Calvin Murphy	33	vs. San Antonio	April 6, 1980
Calvin Murphy	36	Moses Malone	34	at San Antonio	April 14, 1981
Hakeem Olajuwon	36	Ralph Sampson	33	vs. Denver	May 6, 1986
Sleepy Floyd	42	Hakeem Olajuwon	41	at Dallas	April 30, 1988
Kenny Smith	32	Clyde Drexler	30	at Utah	April 29, 1995
Clyde Drexler	41	Hakeem Olajuwon	40	vs. Utah	May 5, 1995
Hakeem Olajuwon	33	Clyde Drexler	31	at Utah	May 7, 1995
Hakeem Olajuwon	42	Sam Cassell	30	at San Antonio	May 30, 1995
Hakeem Olajuwon	34	Sam Cassell	31	at Orlando	June 9, 1995
Scottie Pippen	37	Charles Barkley	30	vs. L.A. Lakers	May 13, 1999
James Harden	41	Eric Gordon	30	vs. Golden State	May 4, 2019
James Harden	33	Russell Westbrook	30	vs. L.A. Lakers	Sept. 8, 2020

Triple-Double Club

Rockets: Ralph Sampson vs. Denver (May 6, 1986) 33 pts., 17 rebs., 10 asts.
 Rodney McCray vs. Seattle (May 12, 1987) 24 pts., 10 rebs., 11 asts.
 Hakeem Olajuwon vs. L.A. Lakers (April 29, 1990) 11 pts., 11 rebs., 10 blks.
 Steve Francis vs. L.A. Lakers (April 19, 2004) 18 pts., 10 rebs., 12 asts.
 James Harden vs. L.A. Clippers (May 12, 2015) 26 pts., 11 rebs., 10 asts.
 James Harden at San Antonio (May 9, 2017) 33 pts., 10 rebs., 10 asts.
 James Harden vs. Utah (April 17, 2019), 32 pts., 13 rebs., 10 asts.

Opponents: Larry Bird (Boston) June 1, 1986; 25 pts., 15 rebs., 11 asts.
 Larry Bird (Boston) June 8, 1986; 29 pts., 11 rebs., 12 asts.
 Earvin Johnson (L.A. Lakers) May 18, 1986; 20 pts., 12 rebs., 11 asts.
 Blake Griffin (L.A. Clippers) May 4, 2015; 26 pts., 14 rebs., 13 asts.
 Russell Westbrook (Oklahoma City) April 19, 2017; 51 pts., 10 rebs., 13 asts.
 Russell Westbrook (Oklahoma City), April 21, 2017; 32 pts., 12 rebs., 11 asts.
 Russell Westbrook (Oklahoma City), April 23, 2017; 35 pts., 14 rebs., 14 asts.
 Draymond Green (Golden State), May 4, 2019; 19 pts., 11 rebs., 10 asts.
 Chris Paul (Oklahoma City), Sept. 9, 2020; 19 pts., 11 rebs., 12 asts.

Rockets Playoff Team Records

Most Points Scored

Game:	141	at San Antonio	4/6/80
Half:	83	vs. San Antonio, 2nd	4/6/80
Quarter:	45	vs. San Antonio, 3rd	4/6/80
	45	vs. Golden State; 1st	5/25/15

Fewest Points Scored

Game:	67	at Utah	4/26/07
Half:	25	at Utah, 2nd	4/26/07
		at Golden State, 2nd	5/26/18
Quarter:	8	vs. Phoenix, 4th	5/11/94

Largest Victory Margin

Game:	34	vs. Oklahoma City	8/29/20
	(114-80)		

Most Field Goals Made

Game:	58	vs. Washington	4/21/77
	58	vs. San Antonio	4/6/80

Fewest Field Goals Made

Game:	21	at Utah	4/26/07
--------------	----	---------	---------

Most Field Goals Attempted

Game:	114	vs. Washington	4/21/77
--------------	-----	----------------	---------

Fewest Field Goals Attempted

Game:	64	at Utah	4/26/07
--------------	----	---------	---------

Highest Field Goal Percentage

Game:	.627	vs. L.A. Clippers	4/29/93
	(47-75)		

Lowest Field Goal Percentage

Game:	.286	vs. San Antonio	5/11/17
	(22-77)		

Most 3-Point Field Goals Made

Game:	23	vs. Oklahoma City	8/24/20
--------------	----	-------------------	---------

Most 3-Point Field Goals Attempted

Game:	58	vs. Oklahoma City	8/24/20
--------------	----	-------------------	---------

Highest 3-Point Field Goal Percentage

Game:	.679	at Utah	4/29/95
	(19-28)		

Most Free Throws Made

Game:	42	vs. L.A. Clippers	5/6/15
--------------	----	-------------------	--------

Fewest Free Throws Made

Game:	3	vs. Washington	4/19/77
--------------	---	----------------	---------

Most Free Throws Attempted

Game:	64	vs. L.A. Clippers	5/6/15
--------------	----	-------------------	--------

Fewest Free Throws Attempted

Game:	6	vs. Washington	4/19/77
--------------	---	----------------	---------

Highest Free Throw Percentage

Game:	1.000	vs. L.A. Lakers	9/8/20
	(14-14)		

Lowest Free Throw Percentage

Game:	.462	at Seattle	5/4/96
	(6-13)		

Most Rebounds

Game:	66	vs. Denver	5/6/86
--------------	----	------------	--------



Most Offensive Rebounds

Game:	28	vs. Philadelphia	4/11/77
	28	vs. Boston	5/10/81

Most Defensive Rebounds

Game:	45	at L.A. Clippers	5/14/15
	45	vs. Oklahoma City	8/29/20

Most Assists

Game:	39	at L.A. Lakers	5/13/86
--------------	----	----------------	---------

Fewest Assists

Game:	10	vs. Boston	5/9/81
	10	at Utah	5/2/08
	10	at San Antonio	5/1/17

Most Steals

Game:	17	at Kansas City	4/21/81
--------------	----	----------------	---------

Most Blocked Shots

Game:	14	vs. L.A. Clippers	4/29/93
--------------	----	-------------------	---------

Most Turnovers

Game:	25	at Portland	4/26/87
	25	vs. L.A. Clippers	5/8/93

Fewest Turnovers

Game:	5	vs. L.A. Lakers	4/30/96
--------------	---	-----------------	---------

Opponents Playoff Team Records

Most Points Scored

Game:	138	vs. Boston	4/14/80
Half:	75	at Phoenix, 1st	5/9/95
Quarter:	43	at Dallas, 4th	4/28/88
	43	at Phoenix, 2nd	5/9/95
	43	at L.A. Clippers, 3rd	5/10/15

Fewest Points Scored

Game:	69	vs. Utah	4/29/08
Half:	31	at Utah, 1st	5/29/94
Quarter:	9	at L.A. Lakers, 3rd	4/17/04

Largest Victory Margin

Game:	40	at Dallas	5/7/05
	(116-76)		
	40	at L.A. Lakers	5/12/09
	(118-78)		

Most Field Goals Made

Game:	54	at Boston	4/24/75
	54	at Philadelphia	5/5/77

Fewest Field Goals Made

Game:	24	at Dallas	4/23/05
--------------	----	-----------	---------

Most Field Goals Attempted

Game:	109	at Denver	5/8/86
--------------	-----	-----------	--------

Fewest Field Goals Attempted

Game:	64	at Kansas City	4/21/81
--------------	----	----------------	---------

Highest Field Goal Percentage

Game:	.633	vs. Boston	5/14/81
	(50-79)		

Lowest Field Goal Percentage

Game:	.315	vs. Oklahoma City	8/29/30
	(29-92)		

Most 3-Point Field Goals Made

Game:	21	vs. Golden State	4/18/16
--------------	----	------------------	---------

Most 3-Point Field Goals Attempted

Game:	49	at Golden State	5/2/25
--------------	----	-----------------	--------

Most Free Throws Made

Game:	39	at Utah	4/24/85
--------------	----	---------	---------

Fewest Free Throws Made

Game:	5	vs. L.A. Clippers	5/8/93
--------------	---	-------------------	--------

Most Free Throws Attempted

Game:	63	at L.A. Clippers	5/10/15
--------------	----	------------------	---------

Fewest Free Throws Attempted

Game:	8	vs. L.A. Clippers	5/8/93
--------------	---	-------------------	--------

Highest Free Throw Percentage

Game:	1.000	vs. Portland	4/26/09
	(17-17)		
	1.000	vs. Oklahoma City	5/3/13
	(16-16)		

Lowest Free Throw Percentage

Game:	.464	vs. Atlanta	4/1/69
	(13-28)		



Most Rebounds

Game:	66	at Phoenix	5/16/95
--------------	----	------------	---------

Most Offensive Rebounds

Game:	27	vs. Utah	4/28/85
	27	vs. Sacramento	4/17/86

Most Defensive Rebounds

Game:	47	vs. Oklahoma City	8/22/20
--------------	----	-------------------	---------

Most Assists

Game:	39	vs. L.A. Lakers	5/16/86
--------------	----	-----------------	---------

Most Steals

Game:	16	at Portland	4/26/87
		vs. Utah	4/17/19

Most Blocked Shots

Game:	14	at San Antonio	4/8/81
	14	vs. Portland	4/30/14

Most Turnovers

Game:	26	at New York	4/10/75
	26	at Kansas City	4/21/81

Fewest Turnovers

Game:	5	vs. Minnesota	4/24/97
	5	vs. L.A. Lakers	4/23/04
	5	at Utah	5/2/08

Rockets Playoff Individual Records

Points

Game:	49	Hakeem Olajuwon	at Seattle (2OT)	5/14/87
Half:	31	Vernon Maxwell	at Phoenix, 2nd	5/13/94
Quarter:	22	James Harden	at Minnesota, 2nd	4/23/18

Note: Twice in Houston Rockets history, two players have scored 40 or more points in the same playoff game ... Eric Floyd (42) and Hakeem Olajuwon (41) accomplished this feat at Dallas (4/30/88) ... Clyde Drexler (41) and Olajuwon (40) also did this vs. Utah (5/5/95) ... these were the second and third times in NBA Playoff history that two teammates scored 40 or more points in the same game ... Elgin Baylor (45) and Jerry West (41) did it with Los Angeles at Detroit (3/19/62) in Game Four of the Western Semifinals (Pistons won, 118-117).

Most Field Goals Made

Game:	20	Hakeem Olajuwon	at Utah	4/27/95
--------------	----	-----------------	---------	---------

Most Field Goals Attempted

Game:	35	James Harden	at Portland	4/25/14
--------------	----	--------------	-------------	---------

Highest Field Goal Percentage

Game:	1.000 (12-12)	Nenê	at Oklahoma City	4/23/17
	(9-9)	Yao Ming	at Portland	4/18/09

Most 3-Point Field Goals Made

Game:	8	Matt Maloney	at Seattle	5/11/97
		Chris Paul	vs. Utah	5/8/18
		Fred VanVleet	at Golden State	4/28/25

Most 3-Point Field Goals Attempted

Game:	18	Jalen Green	vs. Golden State	4/23/25
--------------	----	-------------	------------------	---------

Most Free Throws Made

Game:	18	4 times; last by James Harden	at Oklahoma City	4/21/17
--------------	----	-------------------------------	------------------	---------

Most Free Throws Attempted

Game:	21	Dwight Howard	vs. L.A. Clippers	5/6/15
--------------	----	---------------	-------------------	--------

Highest Free Throw Percentage

Game:	1.000 (18*)	James Harden	at Oklahoma City	4/21/17
		*Most attempts no misses		

Most Rebounds

Game:	26	Moses Malone	vs. Washington	4/21/77
	26	Hakeem Olajuwon	at Dallas	4/30/88
	26	Dwight Howard	at Dallas	4/24/15

Most Offensive Rebounds

Game:	15	Moses Malone	vs. Washington	4/21/77
--------------	----	--------------	----------------	---------

Most Defensive Rebounds

Game:	19	Jim Jackson	vs. L.A. Lakers	4/25/04
	19	Hakeem Olajuwon	at Dallas	4/30/88

Most Assists

Game:	18	Sleepy Floyd	vs. L.A. Lakers	5/1/90
--------------	----	--------------	-----------------	--------

Most Steals

Game:	7	Robert Horry	at Orlando	6/9/95
	7	James Harden	vs. Golden State	4/24/16

Most Blocked Shots

Game:	10	Hakeem Olajuwon	at L.A. Lakers	4/29/90
--------------	----	-----------------	----------------	---------

Most Turnovers

Game:	12	James Harden	at Golden State	5/27/15
--------------	----	--------------	-----------------	---------

Opponents Playoff Individual Records

Points

Game:	51	Russell Westbrook	vs. Oklahoma City	4/19/17
Half:	32	Mark Aguirre	vs. Dallas, 2nd	5/5/88
Quarter:	27	Mark Aguirre	vs. Dallas, 3rd	5/5/88

Most Field Goals Made

Game:	19	George Gervin	at San Antonio	4/4/80
-------	----	---------------	----------------	--------

Most Field Goals Attempted

Game:	43	Russell Westbrook	vs. Oklahoma City	4/19/17
-------	----	-------------------	-------------------	---------

Highest Field Goal Percentage

Game:	.900 (9-10)	Nate Archibald	vs. Boston	4/13/80
-------	----------------	----------------	------------	---------

Most 3-Point Field Goals Made

Game:	9	Klay Thompson	at Golden State	5/26/18
		Buddy Hield	vs. Golden State	5/4/25

Most 3-Point Field Goals Attempted

Game:	18	Russell Westbrook	vs. Oklahoma City	4/25/17
-------	----	-------------------	-------------------	---------

Most Free Throws Made

Game:	21	Kevin Johnson	at Phoenix	5/20/95
-------	----	---------------	------------	---------

Most Free Throws Attempted

Game:	34	DeAndre Jordan	at L.A. Clippers	5/10/15
-------	----	----------------	------------------	---------

Highest Free Throw Percentage

Game:	1.000 (13-13)	George Gervin	vs. San Antonio	4/6/80
	1.000 (13-13)	Adrian Dantley	vs. Utah	4/28/85
	1.000 (13-13)	Brandon Roy	vs. Portland	4/26/09

Most Rebounds

Game:	24	Dave Cowens	vs. Boston	4/22/75
-------	----	-------------	------------	---------

Most Offensive Rebounds

Game:	12	Dennis Rodman	vs. San Antonio	5/28/95
	12	Dean Garrett	at Minnesota	4/29/97

Most Defensive Rebounds

Game:	20	Dave Cowens	vs. Boston	4/22/75
-------	----	-------------	------------	---------

Most Assists

Game:	21	Magic Johnson	at L.A. Lakers	4/27/91
-------	----	---------------	----------------	---------

Most Steals

Game:	6	5x: last Jamal Crawford	at L.A. Clippers	5/8/15
-------	---	-------------------------	------------------	--------

Most Blocked Shots

Game:	10	Mark Eaton	at Utah	4/26/85
-------	----	------------	---------	---------

Most Turnovers

Game:	9	Russell Westbrook	vs. Oklahoma City	4/16/17
-------	---	-------------------	-------------------	---------

Team Playoff Series Records

	3-Game Series	4-Game Series	5-Game Series	6-Game Series	7-Game Series
Field Goals Made	139 vs. San Antonio, 1980	173 vs. Portland, 1987	218 vs. Boston, 1975	292 vs. Denver, 1986	300 vs. San Antonio, 1981
Field Goals Attempted	285 vs. L.A. Lakers, 1981	345 vs. Dallas, 1988	496 vs. Utah, 1985	592 vs. Denver, 1986	636 vs. Oklahoma City, 2020
FT Made	68 vs. Minnesota, 1997	102 vs. Portland, 1987	134 vs. Oklahoma City, 2017	165 vs. Seattle, 1987	175 vs. L.A. Clippers 2015
FT Attempted	90 vs. Minnesota, 1997 vs. Sacramento, 1986	130 vs. Seattle, 1989	184 vs. Dallas, 2015	218 vs. Seattle, 1987	275 vs. L.A. Clippers 2015
Highest FT Pct.	.814 vs. New York, 1975	.882 vs. Boston, 1980	.848 vs. Utah, 2018	.785 vs. Utah, 1997	.809 vs. Oklahoma City, 2020
Lowest FT Pct.	.678 vs. Sacramento, 1986	.667 vs. L.A. Lakers, 1990	.567 vs. Utah, 1985	.665 vs. Denver, 1986	.636 vs. L.A. Clippers 2015
Most 3-Pt. FG Made	35 vs. Minnesota, 1997	43 vs. Seattle, 1996	77 vs. Utah, 2019	95 vs. Golden State, 2019	128 vs. Oklahoma City, 2020
Most 3-Pt. FG Attempted	81 vs. Minnesota, 1997	118 vs. Seattle, 1996	217 vs. Minnesota, 2018	259 vs. Golden State, 2019	357 vs. Oklahoma City, 2020
Highest 3-Pt. FG Pct.	.432 vs. Minnesota, 1997	.437 vs. Portland, 1994	.475 vs. Utah, 1995	.371 vs. Portland, 2009	.403 vs. Dallas, 2005
Rebounds	148 vs. L.A. Lakers, 1981	183 vs. L.A. Lakers, 1999	284 vs. Utah, 1985	367 vs. Portland, 2014	337 vs. L.A. Clippers 2015
Assists	87 vs. Minnesota, 1997	118 vs. Portland, 1987	147 vs. L.A. Lakers, 1986	180 vs. Denver, 1986	209 vs. Phoenix, 1994
Steals	33 vs. Sacramento, 1986	43 vs. L.A. Lakers, 1996	52 vs. Kansas City, 1981	54 vs. Boston, 1986	65 vs. Oklahoma City, 2020
Blocks	23 vs. Sacramento, 1986	31 vs. Portland, 1987	44 vs. L.A. Clippers, 1993	50 vs. Denver, 1986	49 vs. Phoenix, 1994
Most Points — Team	337 vs. San Antonio, 1980	456 vs. Orlando, 1995	571 vs. Dallas, 2015	728 vs. Denver, 1986	773 vs. Oklahoma City, 2020
Fewest Points — Team	261 vs. Seattle, 1982	378 vs. Boston, 1980	423 vs. L.A. Lakers, 2004	520 vs. Boston, 1981	603 vs. New York, 1994
			vs. Utah, 1998		

Opponents



National Basketball Association

**NATIONAL BASKETBALL ASSOCIATION
NBA ENTERTAINMENT
WOMEN'S NATIONAL BASKETBALL ASSOCIATION
NBA G LEAGUE
NBA 2K LEAGUE
BASKETBALL AFRICA LEAGUE**

NEW YORK

Olympic Tower
645 Fifth Avenue
New York, NY 10022
Telephone: (212) 407-8000
Fax: (212) 832-3861

NEW JERSEY

100 Plaza Drive
Secaucus, NJ 07094
Telephone: (201) 865-1500
Fax: (201) 974-5973

INTERNATIONAL NBA OFFICES

AFRICA

CAIRO

5A Building H, Second Floor
Unit 3
New Cairo
Cairo
Egypt

DAKAR

Levels 4 and 5, Serenity Building
King Fahd Palace Road
Almadies, Dakar
Senegal

JOHANNESBURG

6th Floor
The Ridge
1 Discovery Place
Sandton, 2196
South Africa

NAIROBI

Kofisi Riverside
95 Riverside Drive
Keystone Park Block A
3rd Floor
Nairobi, Kenya

LAGOS

6th Floor, Landmark Towers
5B Water Corporation Road
Oniru, Lagos State
Nigeria

ASIA/PACIFIC

BEIJING

9th Floor, East Tower, Genesis Beijing,
No. 8 Xinyuan South Road, Chaoyang District
Beijing, China 100027
Telephone: +86-10-5200-8200

HONG KONG

Room 3101, Lee Gardens One
33 Hysan Avenue
Causeway Bay, Hong Kong
Telephone: +852-2843-9600
Fax: +852-2536-4808

MANILA

Unit 1701, World Plaza Building
5th Avenue corner 30th Street
Bonifacio Global City
Taguig, 1634 Philippines
Telephone: +632-866-8205

MUMBAI

C-1804, ONE BKC
G Block, Bandra Kurla Complex
Bandra East, Mumbai - 400051
Telephone: +91-22-6124-6100

SHANGHAI

45/F, Tower 1 Plaza 66
No. 1266 Nanjing West Road
Jing An District
Shanghai, China 200040
Telephone: +86-21-6137-2200

SINGAPORE

#26-13, South Beach Tower
38 Beach Road
Singapore 189767
Telephone: +65-8907-2095

TOKYO

2-24-12 Shibuya
37F Shibuya Scramble Square
Shibuya-ku, Tokyo, Japan
150-6139
Telephone: +81-90-5906-1103

CANADA

TORONTO

16 York Street, Suite 2510
Toronto, Ontario, Canada M5J 0E6
Telephone: (416) 682-2000

EUROPE & THE MIDDLE EAST

LONDON

Endeavour House
189 Shaftesbury Avenue
London, United Kingdom WC2H 8JR
Telephone: +44-20-7420-8900

MADRID

47 Leganitos Street 6th Floor
28013 Madrid, Spain
Telephone: +34-912-153-573

LATIN AMERICA

MEXICO CITY

Av. Prolongacion Paseo de la Reforma
No. 1236, Piso 6
Planta Baja Desarrollo Santa Fe
Cuajimalpa De Morelos, Ciudad De Mexico 05348
Telephone: +52-55-9171-7700

SAO PAULO

Avenida das Nacoes Unidas
No. 14.171
32nd Floor, Suite 3201
Tower C (Crystal Tower)

Atlanta Hawks



SEASON SERIES

	2024-25	All-Time	Playoffs
Overall	2-0	84-82	0-0
Home	1-0	59-25	0-0
Away	1-0	25-57	0-0
Neutral	0-0	0-0	0-0

Series Information

Current Streak: Won 2
Current Home Streak: Won 1
Current Road Streak: Won 2
Longest Winning Streak: 6 (2x; last Nov. 3, 2017-Jan. 8, 2020)
Longest Losing Streak: 7 (Jan. 10, 2014-Feb. 2, 2017)
Biggest Winning Margin: 47 (158-111; Nov. 30, 2019)
Biggest Losing Margin: 42 (129-87; Nov. 30, 1967)
Most Points Scored: 158 (Nov. 30, 2019)
Most Points Allowed: 155 (Feb. 11, 1970)
Fewest Points Scored: 74 (Feb. 21, 1997)
Fewest Points Allowed: 68 (Dec. 29, 2006)

Season-by-Season Results

1967-68: 1-7 1983-84: 1-1 1999-00: 1-1 2015-16: 0-2
 1968-69: 4-3 1984-85: 2-0 2000-01: 2-0 2016-17: 0-2
 1969-70: 2-4 1985-86: 1-1 2001-02: 1-1 2017-18: 2-0
 1970-71: 3-2 1986-87: 1-1 2002-03: 1-1 2018-19: 2-0
 1971-72: 4-1 1987-88: 1-1 2003-04: 2-0 2019-20: 2-0
 1972-73: 4-4 1988-89: 1-1 2004-05: 1-1 2020-21: 0-2
 1973-74: 2-5 1989-90: 0-2 2005-06: 1-1 2021-22: 1-1
 1974-75: 5-2 1990-91: 1-1 2006-07: 1-1 2022-23: 1-1
 1975-76: 5-2 1991-92: 0-2 2007-08: 2-0 2023-24: 0-2
 1976-77: 3-1 1992-93: 1-1 2008-09: 1-1 2024-25: 2-0
 1977-78: 1-3 1993-94: 1-1 2009-10: 0-2
 1978-79: 1-3 1994-95: 2-0 2010-11: 2-0
 1979-80: 4-2 1995-96: 1-1 2011-12: 1-0
 1980-81: 1-1 1996-97: 1-1 2012-13: 2-0
 1981-82: 0-2 1997-98: 1-1 2013-14: 1-1
 1982-83: 0-2 1998-99: 0-1 2014-15: 0-2

2024-25 Rockets vs. Hawks Game-by-Game Results

DATE	GAME	FG-A	PCT	3FG-A	PCT	FT-A	PCT	OR-DR-REB	AST	PF	ST	TO	BS	PTS
1/28	HOUSTON	37-79	.468	7-30	.233	19-20	.950	6-38-44	19	20	12	21	4	100
15,553	@ Atlanta	36-89	.404	11-47	.234	13-16	.812	9-31-40	19	18	11	18	5	96
3/25	@ HOUSTON	42-93	.452	11-39	.282	26-29	.897	14-37-51	17	12	8	16	2	121
16,817	Atlanta	43-103	.417	15-49	.306	13-15	.867	18-24-42	32	26	8	14	1	114

2024-25 Rockets vs. Hawks

PLAYER	G-GS	MIN	FIELD GOALS			3-POINT FG		FT-FTA	PCT	REBOUNDS			PF	STL	TO	BLK	PTS	AVG
			FG-FGA	PCT	FG-FGA	PCT	OFF			DEF	TOT	AST						
Ja. Green	2-2	74	25-48	.521	2-16	.125	5-7	.714	0	18	18	4	4-0	4	12	1	57	28.5
Sergun	2-2	67	15-31	.484	0-3	.000	6-6	1.000	4	15	19	7	3-0	2	3	1	36	18.0
Smith Jr.	1-0	33	5-12	.417	3-9	.333	4-4	1.000	1	4	5	1	1-0	2	1	0	17	17.0
Tate	1-0	25	6-6	1.000	0-0	---	4-5	.800	0	3	3	0	1-0	4	0	0	16	16.0
VanVleet	2-2	75	7-23	.304	4-15	.267	8-8	1.000	1	7	8	9	7-0	1	3	0	26	13.0
Thompson	1-1	31	2-5	.400	0-0	---	7-7	1.000	1	4	5	3	2-0	3	2	1	11	11.0
Brooks	2-2	61	7-21	.333	5-15	.333	2-2	1.000	0	2	2	3	4-0	2	5	0	21	10.5
Eason	1-1	25	3-10	.300	0-3	.000	4-4	1.000	5	9	14	0	2-0	1	1	0	10	10.0
Adams	1-0	25	2-2	1.000	0-0	---	3-4	.750	4	3	7	1	2-0	0	1	0	7	7.0
Holiday	2-0	27	4-7	.571	4-6	.667	2-2	1.000	1	1	2	5	1-0	0	2	2	14	7.0
Landale	1-0	16	2-3	.667	0-0	---	0-0	---	2	4	6	2	2-0	0	1	1	4	4.0
Whitmore	1-0	20	1-4	.250	0-2	.000	0-0	---	1	5	6	1	3-0	1	3	0	2	2.0
ROCKETS	2	480	79-172	.459	18-69	.261	45-49	.918	20	75	95	36	32-0	20	37	6	221	110.5

2024-25 Hawks vs. Rockets

PLAYER	G-GS	MIN	FIELD GOALS			3-POINT FG		FT-FTA	PCT	REBOUNDS			PF	STL	TO	BLK	PTS	AVG
			FG-FGA	PCT	FG-FGA	PCT	OFF			DEF	TOT	AST						
Young	2-2	73	14-33	.424	5-16	.313	7-7	1.000	2	3	5	21	4-0	1	13	0	40	20.0
Risacher	1-1	24	8-16	.500	0-6	.000	2-2	1.000	1	3	4	1	2-0	0	1	0	18	18.0
Hunter	1-0	29	6-15	.400	1-7	.143	3-4	.750	0	5	5	0	2-0	0	2	0	16	16.0
Mann	1-0	25	7-12	.583	2-5	.400	0-0	---	2	2	4	1	4-0	1	1	0	16	16.0
Daniels	2-2	73	11-26	.423	4-11	.364	5-5	1.000	6	12	18	16	6-0	8	3	1	31	15.5
Niang	1-0	22	4-9	.444	3-7	.429	1-2	.500	0	0	0	2	3-0	1	2	0	12	12.0
Okongwu	2-2	67	9-18	.500	3-6	.500	0-0	---	7	14	21	4	8-0	2	2	1	21	10.5
Krejci	2-1	48	6-16	.375	3-12	.250	3-5	.600	0	6	6	3	2-0	2	2	2	18	9.0
Gueye	2-2	31	5-14	.357	1-6	.167	4-4	1.000	3	8	11	1	2-0	0	1	1	15	7.5
Wallace	1-0	22	3-4	.750	1-2	.500	0-0	---	1	0	1	0	2-0	1	3	0	7	7.0
Nance Jr.	1-0	20	2-7	.286	1-4	.250	1-2	.500	0	2	2	1	2-0	2	0	1	6	6.0
LeVert	1-0	20	2-9	.222	1-5	.200	0-0	---	1	0	1	0	0-0	1	0	0	5	5.0
Barlow	1-0	10	1-4	.250	0-2	.000	0-0	---	3	0	3	0	4-0	0	0	0	2	2.0
Mathews	2-0	18	1-9	.111	1-7	.143	0-0	---	1	0	1	1	3-0	0	0	0	3	1.5
HAWKS	2	480	79-192	.411	26-96	.271	26-31	.839	27	55	82	51	44-0	19	32	6	210	105.0

Boston Celtics



SEASON SERIES

	2024-25	All-Time	Playoffs
Overall	1-1	57-98	5-16
Home	0-1	34-42	4-6
Away	1-0	22-49	1-10
Neutral	0-0	1-7	0-0

Series Information

Current Streak: Lost 2
Current Home Streak: Lost 2
Current Road Streak: Won 1
Longest Winning Streak: 5 (2x; last March 3, 2018-Feb. 29, 2020)
Longest Losing Streak: 10 (Nov. 21, 1967-Jan. 2, 1969)
Biggest Winning Margin: 35 (119-84; Feb. 18, 1993)
Biggest Losing Margin: 39 (142-103; Nov. 10, 1971)
Most Points Scored: 137 (Feb. 14, 1989)
Most Points Allowed: 147 (Feb. 25, 1970)
Fewest Points Scored: 72 (Feb. 26, 2007)
Fewest Points Allowed: 73 (Dec. 6, 2005)

Season-by-Season Results

1967-68: 0-7 1983-84: 1-1 2000-01: 1-1 2016-17: 1-1
 1968-69: 2-4 1984-85: 0-2 2001-02: 2-0 2017-18: 1-1
 1969-70: 2-4 1985-86: 0-2 2002-03: 2-0 2018-19: 2-0
 1970-71: 2-3 1986-87: 0-2 2003-04: 1-1 2019-20: 2-0
 1971-72: 0-5 1987-88: 1-1 2004-05: 1-1 2020-21: 0-2
 1972-73: 1-5 1988-89: 1-1 2005-06: 1-1 2021-22: 0-2
 1973-74: 2-4 1989-90: 0-2 2006-07: 1-1 2022-23: 1-1
 1974-75: 0-4 1990-91: 0-2 2007-08: 0-2 2023-24: 0-2
 1975-76: 1-4 1991-92: 1-1 2008-09: 1-1 2023-24: 1-1
 1976-77: 2-2 1992-93: 1-1 2009-10: 1-1
 1977-78: 2-2 1993-94: 1-1 2010-11: 2-0
 1978-79: 3-1 1994-95: 1-1 2011-12: 0-1
 1979-80: 0-6 1995-96: 1-1 2012-13: 1-1
 1980-81: 0-2 1996-97: 2-0 2013-14: 2-0
 1981-82: 1-1 1997-98: 1-1 2014-15: 2-0
 1982-83: 0-2 1999-00: 1-1 2015-16: 1-1

2024-25 Rockets vs. Celtics Game-by-Game Results

DATE	GAME	FG-A	PCT	3FG-A	PCT	FT-A	PCT	OR-DR-REB	AST	PF	ST	TO	BS	PTS
1/3	@ HOUSTON	32-88	.364	10-36	.364	12-12	100	14-23-37	9	21	6	14	4	86
18,055	Boston	39-77	.506	19-39	.487	12-18	.667	12-29-41	20	13	6	14	8	109
1/27	HOUSTON	41-92	.446	17-41	.415	15-21	.714	12-27-39	29	22	7	8	1	114
19,156	@ Boston	39-80	.488	15-39	.385	19-20	.950	7-34-41	21	20	4	15	4	112

2024-25 Rockets vs. Celtics

PLAYER	G-GS	MIN	FIELD GOALS			3-POINT FG			REBOUNDS			AST	PF	STL	TO	BLK	PTS	AVG
			FG-FGA	PCT	FG-FGA	PCT	FT-FTA	PCT	OFF	DEF	TOT							
Thompson	1-1	42	13-19	.684	1-2	.500	6-8	.750	2	7	9	4	2-0	1	1	1	33	33.0
Brooks	2-2	70	17-36	.472	12-21	.571	0-1	.000	3	2	5	0	8-0	2	1	0	46	23.0
Ja. Green	2-2	65	13-34	.382	6-19	.316	7-9	.778	0	6	6	7	4-0	1	2	2	39	19.5
Sengun	2-2	63	10-25	.400	0-2	.000	5-6	.833	7	9	16	12	7-0	3	5	1	25	12.5
Whitmore	1-0	34	4-17	.235	1-9	.111	2-2	1.000	1	5	6	1	0-0	1	1	0	11	11.0
VanVleet	2-2	67	5-16	.313	3-10	.300	2-2	1.000	0	6	6	10	6-0	1	1	0	15	7.5
Je. Green	1-1	29	2-3	.667	1-2	.500	2-2	1.000	0	5	5	0	3-0	1	1	0	7	7.0
Eason	1-0	25	2-10	.200	2-7	.286	0-0	---	0	6	6	2	2-0	1	0	0	6	6.0
Adams	2-0	20	4-7	.571	0-0	---	2-2	1.000	7	1	8	1	2-0	0	2	0	10	5.0
Landale	1-0	5	1-3	.333	0-0	---	1-1	1.000	1	1	2	0	0-0	0	0	0	3	3.0
Holiday	2-0	33	2-8	.250	1-3	.333	0-0	---	2	1	3	1	5-0	1	3	0	5	2.5
Sheppard	1-0	5	0-0	---	0-0	---	0-0	---	0	0	0	0	0-0	1	1	0	0	0.0
Tate	2-0	22	0-2	.000	0-2	.000	0-0	---	3	1	4	0	4-0	0	0	1	0	0.0
ROCKETS	2	480	73-180	.406	27-77	.351	27-33	.818	26	50	76	38	43-0	13	22	5	200	100.0

2024-25 Celtics vs. Rockets

PLAYER	G-GS	MIN	FIELD GOALS			3-POINT FG			REBOUNDS			AST	PF	STL	TO	BLK	PTS	AVG
			FG-FGA	PCT	FG-FGA	PCT	FT-FTA	PCT	OFF	DEF	TOT							
Brown	1-1	38	10-23	.435	3-9	.333	5-6	.833	0	4	4	4	4-0	0	2	1	28	28.0
White	1-1	35	8-16	.500	6-12	.500	1-2	.500	2	2	4	2	0-0	0	3	2	23	23.0
Tatum	2-2	75	12-33	.364	5-17	.294	10-10	1.000	3	9	12	12	1-0	1	6	0	39	19.5
Pritchard	2-0	63	13-17	.765	9-12	.750	0-0	---	1	7	8	5	2-0	1	0	1	35	17.5
Porzingis	2-2	53	9-16	.563	5-7	.714	5-6	.833	3	10	13	4	8-0	0	2	3	28	14.0
Kornet	2-1	57	12-16	.750	0-0	---	3-6	.500	8	9	17	5	5-0	2	4	2	27	13.5
Holiday	2-2	59	8-18	.444	4-11	.364	2-2	1.000	0	9	9	6	3-0	2	4	2	22	11.0
Queta	2-0	38	3-5	.600	0-0	---	3-4	.750	2	5	7	2	6-0	0	3	0	9	4.5
Peterson	2-0	8	2-3	.667	1-2	.500	0-0	---	0	2	2	1	1-0	0	0	0	5	2.5
Springer	2-0	11	1-3	.333	1-3	.333	2-2	1.000	0	1	1	0	2-0	2	0	0	5	2.5
3Hauser	1-1	19	0-1	.000	0-1	.000	0-0	---	0	3	3	0	0-0	1	0	0	0	0.0
Tilman Sr.	2-0	11	0-3	.000	0-2	.000	0-0	---	0	0	0	0	1-0	1	2	1	0	0.0
Walsh	2-0	13	0-3	.000	0-2	.000	0-0	---	0	2	2	0	0-0	0	2	0	0	0.0
CELTICS	2-2	480	78-157	.497	34-78	.436	31-38	.816	19	63	82	41	33-0	10	29	12	221	110.5

Brooklyn Nets



SEASON SERIES

	2024-25	All-Time	Playoffs
Overall	0-2	66-40	0-0
Home	0-1	37-15	0-0
Away	0-1	29-25	0-0
Neutral	0-0	0-0	0-0

Series Information

Current Streak: Lost 3
Current Home Streak: Lost 1
Current Road Streak: Lost 6
Longest Winning Streak: 14 (Dec. 27, 2006-Nov. 29, 2013)
Longest Losing Streak: 4 (Mar. 2, 1983-Jan. 13, 1985)
Biggest Winning Margin: 52 (139-87; Oct. 18, 1978)
Biggest Losing Margin: 39 (124-85; Mar. 2, 1983)
Most Points Scored: 142 (Jan. 16, 2019)
Most Points Allowed: 145 (Jan. 16, 2019)
Fewest Points Scored: 77 (2x: last Mar. 13, 2006)
Fewest Points Allowed: 69 (Nov. 15, 2004)

Season-by-Season Results

1976-77: 2-2 1992-93: 1-1 2008-09: 2-0 2024-25: 0-2
 1977-78: 2-2 1993-94: 2-0 2009-10: 2-0
 1978-79: 3-1 1994-95: 2-0 2010-11: 2-0
 1979-80: 3-3 1995-96: 2-0 2011-12: 1-0
 1980-81: 2-0 1996-97: 2-0 2012-13: 2-0
 1981-82: 1-1 1997-98: 1-1 2013-14: 1-1
 1982-83: 1-1 1998-99: 1-0 2014-15: 2-0
 1983-84: 0-2 1999-00: 1-1 2015-16: 0-2
 1984-85: 1-1 2000-01: 1-1 2016-17: 2-0
 1985-86: 1-1 2001-02: 0-2 2017-18: 2-0
 1986-87: 1-1 2002-03: 1-1 2018-19: 1-1
 1987-88: 1-1 2003-04: 1-1 2019-20: 0-2
 1988-89: 2-0 2004-05: 2-0 2020-21: 0-1
 1989-90: 1-1 2005-06: 1-1 2021-22: 1-1
 1990-91: 2-0 2006-07: 2-0 2022-23: 0-2
 1991-92: 1-1 2007-08: 2-0 2023-24: 1-1

2024-25 Rockets vs. Nets Game-by-Game Results

DATE	GAME	FG-A	PCT	3FG-A	PCT	FT-A	PCT	OR-DR-REB	AST	PF	ST	TO	BS	PTS
2/1	@ HOUSTON	38-95	.400	12-39	.308	10-15	.667	14-30-44	18	20	6	11	6	98
18,055	Brooklyn	43-87	.494	10-37	.370	14-21	.667	13-33-46	24	16	5	11	9	110
2/5	HOUSTON	34-83	.410	11-32	.344	18-27	.667	16-29-45	23	18	6	18	6	97
16,564	@ Brooklyn	38-82	.463	10-27	.370	13-17	.765	10-29-39	26	25	10	14	9	99

2024-25 Rockets vs. Nets

PLAYER	G-GS	MIN	FIELD GOALS		3-POINT FG		FT-FTA	PCT	REBOUNDS			AST	PF	STL	TO	BLK	PTS	AVG
			FG-FGA	PCT	FG-FGA	PCT			OFF	DEF	TOT							
Sengun	1-1	35	8-18	.444	0-0	---	8-14	.571	7	13	20	4	5-0	0	3	0	24	24.0
Ja. Green	2-2	71	16-38	.421	6-20	.300	4-5	.800	2	4	6	7	1-0	0	4	1	42	21.0
Brooks	2-2	63	11-25	.440	5-12	.417	5-6	.833	3	9	12	3	9-0	0	2	0	32	16.0
Eason	1-0	27	5-9	.556	2-2	1.000	0-0	---	3	6	9	1	1-0	0	3	1	12	12.0
Sheppard	2-0	44	7-20	.350	5-14	.357	3-3	1.000	2	7	9	1	4-0	4	0	3	22	11.0
Whitmore	2-0	39	6-15	.400	3-8	.375	1-2	.500	1	4	5	1	3-0	2	6	1	16	8.0
Adams	2-1	38	6-9	.667	0-0	---	3-6	.500	2	6	8	1	3-0	1	0	3	15	7.5
Thompson	2-2	81	7-22	.318	0-2	.000	1-3	.333	6	10	16	15	7-0	5	7	3	15	7.5
Tate	2-0	22	2-5	.400	0-1	.000	3-3	1.000	2	0	2	0	1-0	0	0	0	7	3.5
VanVleet	1-1	17	1-4	.250	1-4	.250	0-0	---	0	0	0	2	1-0	0	0	0	3	3.0
Je. Green	1-0	8	1-2	.500	0-1	.000	0-0	---	0	0	0	0	0-0	0	1	0	2	2.0
Landale	1-0	8	1-4	.250	0-0	---	0-0	---	2	0	2	2	0-0	0	0	0	2	2.0
Holiday	2-1	27	1-7	.143	1-7	.143	0-0	---	0	0	0	4	3-0	0	0	0	3	1.5
ROCKETS	2-2	480	72-178	.404	23-71	.324	28-42	.667	30	59	89	41	38-0	12	29	12	195	97.5

2024-25 Nets vs. Rockets

PLAYER	G-GS	MIN	FIELD GOALS		3-POINT FG		FT-FTA	PCT	REBOUNDS			AST	PF	STL	TO	BLK	PTS	AVG
			FG-FGA	PCT	FG-FGA	PCT			OFF	DEF	TOT							
K. Johnson	2-2	63	10-25	.400	5-12	.417	10-13	.769	3	10	13	7	4-0	2	2	2	35	17.5
Claxton	2-2	56	15-24	.625	0-0	---	1-3	.333	1	8	9	4	6-0	1	3	3	31	15.5
Williams	2-2	67	10-20	.500	4-10	.400	5-5	1.000	4	11	15	2	3-0	1	2	4	29	14.5
Russell	2-2	52	9-9	.310	5-15	.333	5-7	.714	1	4	5	8	3-0	2	3	2	28	14.0
Evsuomwan	2-0	55	10-17	.588	1-2	.500	0-0	---	2	4	6	8	5-0	2	2	0	21	10.5
Sharpe	2-0	37	9-12	.750	1-1	1.000	2-2	1.000	5	2	7	6	10-0	2	3	4	21	10.5
T. Martin	1-0	20	3-6	.500	2-5	.400	2-2	1.000	0	6	6	1	1-0	0	1	0	10	10.0
Wilson	2-2	51	8-14	.571	2-5	.400	2-4	.500	2	7	9	3	1-0	1	1	0	20	10.0
Warford	2-0	34	5-14	.357	0-3	.000	0-2	.000	3	5	8	3	5-0	2	5	0	10	5.0
Beekman	1-0	22	1-4	.250	0-1	.000	0-0	---	0	2	2	4	1-0	2	1	0	2	2.0
Simmons	1-0	24	1-4	.250	0-0	---	0-0	---	2	3	5	4	2-0	0	1	1	2	2.0
NETS	2-2	480	81-169	.479	20-54	.370	27-38	.711	23	62	85	50	41-0	15	25	17	209	104.5

Charlotte Hornets



SEASON SERIES

	2024-25	All-Time	Playoffs
Overall	1-1	51-20	0-0
Home	0-1	28-7	0-0
Away	1-0	23-13	0-0
Neutral	0-0	0-0	0-0

Series Information

Current Streak: Won 3
Current Home Streak: Won 1
Current Road Streak: Won 4
Longest Winning Streak: 10 (Mar. 16, 2011-Dec. 21, 2015)
Longest Losing Streak: 4 (Jan. 21, 1997-Jan. 22, 1998)
Biggest Winning Margin: 34 (138-104; Jan. 26, 2024)
Biggest Losing Margin: 25 (2x: last 97-122; March 24, 2021)
Most Points Scored: 146 (Nov. 27, 2022)
Most Points Allowed: 143 (Nov. 27, 2022)
Fewest Points Scored: 72 (Feb. 1, 2002)
Fewest Points Allowed: 62 (Dec. 8, 2006)

Season-by-Season Results

1989-90: 2-0 2008-09: 2-0 2024-25: 1-1
 1990-91: 2-0 2009-10: 1-1
 1991-92: 2-0 2010-11: 1-1
 1992-93: 2-0 2011-12: 2-0
 1993-94: 1-1 2012-13: 2-0
 1994-95: 2-0 2013-14: 2-0
 1995-96: 2-0 2014-15: 2-0
 1996-97: 0-2 2015-16: 1-1
 1997-98: 0-2 2016-17: 2-0
 1999-00: 1-1 2017-18: 2-0
 2000-01: 2-0 2018-19: 2-0
 2001-02: 1-1 2019-20: 1-1
 2004-05: 0-2 2020-21: 0-2
 2005-06: 1-1 2021-22: 1-1
 2006-07: 2-0 2022-23: 1-1
 2007-08: 2-0 2023-24: 2-0

2024-25 Rockets vs. Hornets Game-by-Game Results

DATE	GAME	FG-A	PCT	3FG-A	PCT	FT-A	PCT	OR-DR-REB	AST	PF	ST	TO	BS	PTS
10/23	@ HOUSTON	38-103	.369	13-43	.302	16-20	.800	16-27-43	19	18	8	8	4	105
18,055	Charlotte	38-85	.447	15-39	.385	19-24	.792	15-41-56	20	21	6	17	10	110
12/23	HOUSTON	43-99	.434	13-42	.310	15-19	.789	21-39-60	23	16	4	12	8	114
19,134	@ Charlotte	37-89	.416	10-36	.278	17-24	.708	11-33-44	25	15	8	11	6	101

2024-25 Rockets vs. Hornets

PLAYER	G-GS	MIN	FIELD GOALS			3-POINT FG		FT-FTA	PCT	REBOUNDS			AST	PF	STL	TO	BLK	PTS	AVG
			FG-FGA	PCT	3FG-A	PCT	OFF			DEF	TOT								
Sengun	2-2	61	15-33	.455	3-5	.600	8-9	.889	10	16	26	9	4-0	4	4	2	41	20.5	
Ja. Green	2-2	60	12-31	.387	5-18	.278	5-5	1.000	0	4	4	1	1-0	0	0	0	34	17.0	
VanVleet	2-2	66	12-34	.353	5-19	.263	5-5	1.000	2	7	9	12	3-0	2	4	1	34	17.0	
Thompson	2-1	60	13-27	.481	3-8	.375	3-5	.600	6	9	15	3	3-0	1	2	4	32	16.0	
Smith Jr.	2-2	68	9-21	.429	4-10	.400	7-9	.778	4	12	16	3	3-0	0	1	1	29	14.5	
Whitmore	2-0	35	9-20	.450	3-9	.333	0-0	---	3	5	8	0	2-0	2	4	1	21	10.5	
Tate	1-0	15	1-2	.500	1-2	.500	3-4	.750	0	1	1	2	3-0	0	0	0	6	6.0	
Holiday	1-0	3	2-4	.500	0-1	.000	0-0	---	0	0	0	0	0-0	0	1	0	4	4.0	
Sheppard	2-0	34	3-12	.250	1-7	.143	0-0	---	2	4	6	5	6-0	1	3	2	7	3.5	
Landale	2-0	16	2-6	.333	1-1	1.000	0-0	---	4	0	4	2	1-0	0	0	0	5	2.5	
Adams	1-0	12	1-1	1.000	0-0	---	0-2	.000	4	4	8	3	2-0	0	0	1	2	2.0	
Brooks	1-1	31	1-6	.167	0-3	.000	0-0	---	1	2	3	0	4-0	0	0	0	2	2.0	
Eason	1-0	13	1-3	.333	0-1	.000	0-0	---	1	1	2	2	1-0	2	0	0	2	2.0	
Je. Green	1-0	7	0-2	.000	0-1	.000	0-0	---	0	1	1	0	1-0	0	0	0	0	0.0	
ROCKETS	2-2	480	81-202	.401	26-85	.306	31-39	.795	37	66	103	42	34-0	12	20	12	219	109.5	

2024-25 Hornets vs. Rockets

PLAYER	G-GS	MIN	FIELD GOALS			3-POINT FG		FT-FTA	PCT	REBOUNDS			AST	PF	STL	TO	BLK	PTS	AVG
			FG-FGA	PCT	3FG-A	PCT	OFF			DEF	TOT								
Ball	2-2	68	19-38	.500	9-23	.391	10-10	1.000	2	11	13	19	4-0	1	2	2	57	28.5	
Mann	1-0	29	8-16	.500	4-8	.500	4-4	1.000	3	3	6	1	2-0	0	3	1	24	24.0	
Bridges	2-2	61	14-28	.500	2-9	.222	4-4	1.000	0	17	17	5	1-0	2	6	1	34	17.0	
M. Williams	1-1	19	4-8	.500	0-0	---	4-5	.800	2	7	9	3	3-0	1	1	0	12	12.0	
Diabate	2-0	31	7-10	.700	0-0	---	2-4	.500	3	7	10	0	0-0	1	0	2	16	8.0	
G. Williams	1-0	25	3-6	.500	2-4	.500	0-0	---	1	3	4	1	4-0	1	2	1	8	8.0	
Martin	2-2	55	5-16	.313	1-9	.111	3-4	.750	5	8	13	5	4-0	2	2	3	14	7.0	
Miller	1-1	11	2-4	.500	1-2	.500	1-1	1.000	1	0	1	1	0-0	1	1	0	6	6.0	
Richards	2-1	37	4-7	.571	0-0	---	4-9	.444	2	10	12	1	8-0	0	1	2	12	6.0	
Jeffries	1-0	19	1-6	.167	0-2	.000	2-2	1.000	1	0	1	0	3-0	2	1	2	4	4.0	
Micic	2-0	31	3-15	.200	2-7	.286	0-0	---	2	3	5	3	1-0	1	5	0	8	4.0	
Smith Jr.	1-0	3	1-1	1.000	1-1	1.000	1-2	.500	0	0	0	0	0-0	0	0	0	4	4.0	
Curry	2-0	33	2-7	.286	2-3	.667	1-3	.333	0	2	2	1	2-0	0	0	1	7	3.5	
Green	1-1	31	1-4	.250	1-4	.250	0-0	---	1	1	2	1	3-0	0	1	0	3	3.0	
Wong	1-0	8	1-4	.250	0-1	.000	0-0	---	2	0	2	2	0-0	1	0	0	2	2.0	
Salau	1-0	19	0-4	.000	0-2	.000	0-0	---	1	2	3	2	1-0	1	2	1	0	0.0	
HORNETS	2-2	480	75-174	.431	25-75	.333	36-48	.750	26	74	100	45	36-0	14	28	16	211	105.5	

Chicago Bulls



SEASON SERIES			
	2024-25	All-Time	Playoffs
Overall	2-0	76-73	0-0
Home	1-0	47-23	0-0
Away	1-0	28-46	0-0
Neutral	0-0	1-4	0-0

Series Information

Current Streak: Won 3
Current Home Streak: Won 2
Current Road Streak: Won 1
Longest Winning Streak: 7 (Feb. 3, 2017-Nov. 9, 2019)
Longest Losing Streak: 11 (Jan. 22, 1972-Mar. 6, 1974)
Biggest Winning Margin: 45 (123-78; Mar. 26, 2000)
Biggest Losing Margin: 53 (129-76; Feb. 1, 1983)
Most Points Scored: 146 (Dec. 3, 1969)
Most Points Allowed: 133 (2x; last Dec. 20 2021)
Fewest Points Scored: 75 (Dec. 4, 2001)
Fewest Points Allowed: 66 (Nov. 3, 2003)

Season-by-Season Results

1967-68: 4-4 1983-84: 2-0 2000-01: 2-0 2016-17: 2-0
 1968-69: 3-3 1984-85: 2-0 2001-02: 0-2 2017-18: 2-0
 1969-70: 4-3 1985-86: 1-1 2002-03: 1-1 2018-19: 2-0
 1970-71: 0-6 1986-87: 2-0 2003-04: 2-0 2019-20: 1-0
 1971-72: 1-5 1987-88: 0-2 2004-05: 2-0 2020-21: 0-2
 1972-73: 0-4 1988-89: 1-1 2005-06: 1-1 2021-22: 1-1
 1973-74: 0-4 1989-90: 1-1 2006-07: 2-0 2022-23: 1-1
 1974-75: 2-2 1990-91: 2-0 2007-08: 2-0 2023-24: 1-1
 1975-76: 3-1 1991-92: 1-1 2008-09: 1-1 2024-25: 2-0
 1976-77: 3-1 1992-93: 2-0 2009-10: 0-2
 1977-78: 1-3 1993-94: 1-1 2010-11: 0-2
 1978-79: 2-2 1994-95: 1-1 2011-12: 1-0
 1979-80: 1-1 1995-96: 0-2 2012-13: 2-0
 1980-81: 1-1 1996-97: 1-1 2013-14: 1-1
 1981-82: 1-1 1997-98: 0-2 2014-15: 1-1
 1982-83: 1-1 1999-00: 2-0 2015-16: 0-2

2024-25 Rockets vs. Bulls Game-by-Game Results

DATE	GAME	FG-A	PCT	3FG-A	PCT	FT-A	PCT	OR-DR-REB	AST	PF	ST	TO	BS	PTS
11/17	HOUSTON	55-105	.524	10-34	.294	23-32	.719	14-52-66	34	18	8	11	9	143
20,667	@ Chicago	36-107	.336	14-46	.250	21-22	.955	13-34-47	26	21	8	15	7	107
3/15	@ HOUSTON	44-98	.449	14-44	.318	15-26	.577	16-38-54	24	18	4	14	6	117
18,055	Chicago	43-93	.462	14-38	.368	14-16	.875	5-31-36	24	23	6	11	5	114

2024-25 Rockets vs. Bulls

PLAYER	G-GS	MIN	FIELD GOALS		3-POINT FG		FT-FTA	PCT	REBOUNDS			AST	PF	STL	TO	BLK	PTS	AVG
			FG-FGA	PCT	FG-FGA	PCT			OFF	DEF	TOT							
VanVleet	2-2	63	18-36	.500	8-20	.400	7-10	.700	1	10	11	14	3-0	2	2	1	51	25.5
Ja. Green	2-2	62	17-34	.500	5-15	.333	7-8	.875	3	7	10	4	4-0	2	1	4	46	23.0
Sengun	2-2	63	18-33	.545	0-3	.000	8-11	.727	6	19	25	15	3-0	2	3	4	44	22.0
Thompson	1-0	22	5-6	.833	0-0	---	6-8	.750	2	9	11	5	3-0	0	2	1	16	16.0
Brooks	2-2	61	13-25	.520	2-9	.222	0-1	.000	0	8	8	6	6-0	2	4	0	28	14.0
Sheppard	1-0	19	4-7	.571	4-5	.800	0-0	---	0	2	2	1	1-0	0	1	3	12	12.0
Smith Jr.	2-2	56	8-19	.421	2-7	.286	4-6	.667	4	13	17	2	5-0	1	1	0	22	11.0
Tate	2-0	26	4-5	.800	1-2	.500	2-2	1.000	4	3	7	3	2-0	0	0	2	11	5.5
Landale	1-0	16	2-7	.286	0-0	---	1-2	.500	4	4	8	2	1-0	0	2	2	5	5.0
Adams	1-0	22	2-4	.500	0-0	---	0-4	.000	4	5	9	3	1-0	1	1	0	4	4.0
Eason	1-0	18	1-8	.125	0-4	.000	2-2	1.000	1	5	6	0	5-0	1	1	0	4	4.0
Williams	1-0	5	2-3	.667	0-1	.000	0-0	---	0	1	1	0	0-0	1	0	0	4	4.0
Holiday	2-0	19	2-6	.333	2-6	.333	1-4	.250	0	2	2	1	1-0	0	1	1	7	3.5
Je. Green	2-0	24	2-6	.333	0-3	.000	0-0	---	1	2	3	2	1-0	0	1	0	4	2.0
McVeigh	1-0	5	1-4	.250	0-3	.000	0-0	---	0	0	0	0	0-0	0	1	2	2.0	
ROCKETS	2-2	480	99-203	.488	24-78	.308	38-58	.655	30	90	120	58	36-0	12	25	15	260	130.0

2024-25 Bulls vs. Rockets

PLAYER	G-GS	MIN	FIELD GOALS		3-POINT FG		FT-FTA	PCT	REBOUNDS			AST	PF	STL	TO	BLK	PTS	AVG
			FG-FGA	PCT	FG-FGA	PCT			OFF	DEF	TOT							
Jones	1-1	33	8-13	.615	2-2	1.000	1-2	.500	0	2	2	6	0-0	0	1	0	19	19.0
White	2-2	63	10-29	.345	3-11	.273	8-8	1.000	1	8	9	8	3-0	0	3	1	31	15.5
LaVine	1-1	26	4-9	.444	1-3	.333	6-6	1.000	0	5	5	1	3-0	2	0	1	15	15.0
Horton-Tucker	1-0	10	4-11	.364	2-4	.500	2-3	.667	4	0	4	2	1-0	0	0	0	12	12.0
Vucevic	2-2	55	9-17	.529	4-7	.571	2-2	1.000	1	12	13	5	6-0	0	2	0	24	12.0
Buzelis	2-1	35	6-16	.375	4-8	.500	2-2	1.000	1	5	6	1	3-0	2	4	2	18	9.0
Dosunmu	1-0	24	4-10	.400	1-5	.200	0-0	---	0	2	2	6	2-0	0	1	0	9	9.0
Giddey	1-1	21	3-10	.300	1-6	.167	2-2	1.000	2	7	9	5	1-0	1	1	1	9	9.0
Huerter	1-1	34	4-11	.364	1-6	.167	0-0	---	0	1	1	4	1-0	1	2	0	9	9.0
Williams	2-1	39	6-14	.429	2-9	.222	3-4	.750	0	4	4	2	2-0	3	1	17	8.5	
Carter	1-0	14	3-9	.333	2-6	.333	0-0	---	0	3	3	2	1-0	2	1	0	8	8.0
Terry	2-0	25	6-11	.545	3-4	.750	0-0	---	1	1	2	4	5-0	3	2	2	15	7.5
Duarte	1-0	12	2-4	.500	0-2	.000	2-2	1.000	1	1	2	0	1-0	0	0	0	6	6.0
Collins	1-0	19	2-5	.400	0-2	.000	1-1	1.000	3	2	5	0	5-0	0	2	1	5	5.0
Craig	1-0	11	1-5	.200	1-5	.200	2-2	1.000	0	2	2	1	0-0	0	0	0	5	5.0
Phillips	2-0	32	3-12	.250	1-6	.167	3-3	1.000	1	0	1	2	5-0	3	1	0	10	5.0
Smith	2-0	27	4-14	.286	0-8	.000	1-1	1.000	3	10	13	1	2-0	0	3	9	4.5	
BULLS	2-2	480	79-200	.395	28-94	.298	35-38	.921	18	65	83	50	44-0	14	26	12	221	110.5

Cleveland Cavaliers



SEASON SERIES

	2024-25	All-Time	Playoffs
Overall	2-0	91-51	0-0
Home	1-0	55-15	0-0
Away	1-0	36-35	0-0
Neutral	0-0	0-1	0-0

Series Information

Current Streak: Won 3
Current Home Streak: Won 2
Current Road Streak: Won 1
Longest Winning Streak: 8 (Mar. 11, 1984-Nov. 19, 1987)
Longest Losing Streak: 4 (Jan. 7-Mar. 7, 1973)
Biggest Winning Margin: 38 (116-78; Mar. 22, 2013)
Biggest Losing Margin: 35 (124-89; Dec. 15, 2022)
Most Points Scored: 141 (Jan. 11, 2019)
Most Points Allowed: 131 (Jan. 25, 2025)
Fewest Points Scored: 70 (Jan. 6, 1998)
Fewest Points Allowed: 63 (Dec. 2, 2006)

Season-by-Season Results

1970-71: 4-0 1986-87: 2-0 2002-03: 1-1 2018-19: 1-1
 1971-72: 2-2 1987-88: 1-1 2003-04: 2-0 2019-20: 1-0
 1972-73: 3-4 1988-89: 1-1 2004-05: 2-0 2020-21: 0-2
 1973-74: 4-4 1989-90: 2-0 2005-06: 1-1 2021-22: 1-1
 1974-75: 4-4 1990-91: 2-0 2006-07: 1-1 2022-23: 0-2
 1975-76: 4-2 1991-92: 1-1 2007-08: 2-0 2023-24: 1-1
 1976-77: 3-1 1992-93: 1-1 2008-09: 1-1 2024-25: 2-0
 1977-78: 2-2 1993-94: 2-0 2009-10: 1-1
 1978-79: 2-2 1994-95: 2-0 2010-11: 2-0
 1979-80: 4-2 1995-96: 1-1 2011-12: 0-1
 1980-81: 2-0 1996-97: 2-0 2012-13: 2-0
 1981-82: 1-1 1997-98: 1-1 2013-14: 2-0
 1982-83: 0-2 1998-99: 1-0 2014-15: 2-0
 1983-84: 1-1 1999-00: 1-1 2015-16: 1-1
 1984-85: 2-0 2000-01: 2-0 2016-17: 1-1
 1985-86: 2-0 2001-02: 0-2 2017-18: 2-0

2024-25 Rockets vs. Cavaliers Game-by-Game Results

DATE	GAME	FG-A	PCT	3FG-A	PCT	FT-A	PCT	OR-DR-REB	AST	PF	ST	TO	BS	PTS
1/22	@ HOUSTON	40-91	.440	15-34	.441	14-20	.700	20-33-53	25	20	8	22	5	109
16,719	Cleveland	41-97	.423	13-41	.317	13-19	.684	20-25-45	25	18	12	13	5	108
1/25	HOUSTON	45-82	.549	13-28	.464	32-45	.711	14-31-45	26	23	5	11	4	135
19,432	@ Cleveland	47-91	.516	17-39	.436	20-26	.769	10-30-40	28	30	4	11	5	131

2024-25 Rockets vs. Cavaliers

PLAYER	G-GS	MIN	FIELD GOALS			3-POINT FG		FT-FTA	PCT	REBOUNDS			AST	PF	STL	TO	BLK	PTS	AVG
			FG-FGA	PCT	FG-FGA	PCT	OFF			DEF	TOT								
VanVleet	2-2	78	14-28	.500	13-21	.619	5-5	1.000	1	5	6	11	4	0	8	0	46	23.0	
Sengun	2-2	62	16-30	.533	1-3	.333	11-19	.579	5	14	19	7	7	0	3	1	44	22.0	
Thompson	2-2	78	15-28	.536	1-4	.250	8-12	.667	13	17	30	14	4	0	5	8	29	19.5	
Ja. Green	2-2	69	11-32	.344	7-17	.412	7-7	1.000	0	5	5	9	6	0	5	0	36	18.0	
Whitmore	2-0	31	7-14	.500	2-6	.333	2-2	1.000	0	3	3	2	2	0	0	3	2	18	9.0
Adams	2-0	34	5-8	.625	0-0	---	7-13	.538	7	8	15	4	1	0	2	3	17	8.5	
Brooks	2-2	65	6-11	.545	1-4	.250	4-4	1.000	1	5	6	1	7	0	3	1	0	17	8.5
Eason	2-0	42	6-13	.462	3-6	.500	1-1	1.000	4	5	9	2	7	0	4	1	1	16	8.0
Tate	2-0	22	5-9	.556	0-1	.000	1-2	.500	3	2	5	1	5	0	2	0	11	5.5	
ROCKETS	2-2	480	85-173	.491	28-62	.452	46-65	.708	34	64	98	51	43-0	13	33	9	244	122.0	

2024-25 Cavaliers vs. Rockets

PLAYER	G-GS	MIN	FIELD GOALS			3-POINT FG		FT-FTA	PCT	REBOUNDS			AST	PF	STL	TO	BLK	PTS	AVG
			FG-FGA	PCT	FG-FGA	PCT	OFF			DEF	TOT								
Garland	2-2	69	24-43	.558	7-13	.538	10-15	.667	4	1	5	14	2	0	6	0	65	32.5	
Mitchell	2-2	72	18-48	.375	5-19	.263	11-14	.786	3	4	7	10	7	2	2	2	52	26.0	
Niang	2-0	49	10-16	.625	8-11	.727	1-2	.500	2	7	9	1	0	1	0	0	29	14.5	
Allen	2-2	61	11-16	.688	0-0	---	3-3	1.000	6	12	18	5	7	0	2	4	25	12.5	
Jerome	2-0	42	7-20	.350	3-12	.250	7-7	1.000	4	4	8	3	2	0	4	0	24	12.0	
Strus	2-2	58	8-14	.571	3-7	.429	0-0	---	2	8	10	8	7	0	1	0	19	9.5	
Wade	1-1	31	3-8	.375	2-7	.286	0-0	---	2	6	8	3	5	0	2	0	1	8	8.0
Mobley	1-1	29	3-8	.375	0-2	.000	1-4	.250	1	7	8	1	2	0	2	2	7	7.0	
Merrill	2-0	40	4-12	.333	2-9	.222	0-0	---	4	3	7	5	4	0	1	0	10	5.0	
Porter Jr.	1-0	5	0-1	.000	0-0	---	0-0	---	0	1	1	0	0	0	2	1	0	0.0	
Thompson	2-0	18	0-1	.000	0-0	---	0-0	---	2	1	3	3	6	0	1	0	0	0.0	
Tyson	1-0	5	0-1	.000	0-0	---	0-0	---	0	1	1	0	0	0	1	0	0	0.0	
CAVALIERS	2-2	480	88-188	.468	30-80	.375	33-45	.733	30	55	85	53	48-0	16	24	10	239	119.5	

Dallas Mavericks



SEASON SERIES

	2024-25	All-Time	Playoffs
Overall	3-1	105-96	8-8
Home	2-0	58-43	4-4
Away	1-1	46-53	4-4
Neutral	0-0	1-0	0-0

Series Information

Current Streak: Won 1
Current Home Streak: Won 2
Current Road Streak: Lost 1
Longest Winning Streak: 11 (Apr. 13, 1996-Mar. 24, 1999)
Longest Losing Streak: 9 (Nov. 29, 2010-Jan. 16, 2013)
Biggest Winning Margin: 48 (116-68; Feb. 4, 1981)
Biggest Losing Margin: 156 (Apr. 11, 1995)
Most Points Scored: 153 (Aug. 31, 2020)
Most Points Allowed: 156 (Apr. 11, 1995)
Fewest Points Scored: 72 (Mar. 21, 2006)
Fewest Points Allowed: 68 (Feb. 4, 1981)

Season-by-Season Results

1980-81: 6-0 1992-93: 4-1 2004-05: 2-2 2016-17: 4-0
 1981-82: 4-2 1993-94: 4-1 2005-06: 0-4 2017-18: 4-0
 1982-83: 1-5 1994-95: 3-2 2006-07: 1-3 2018-19: 2-2
 1983-84: 2-4 1995-96: 3-1 2007-08: 1-3 2019-20: 2-1
 1984-85: 4-2 1996-97: 4-0 2008-09: 2-2 2020-21: 2-1
 1985-86: 5-1 1997-98: 4-0 2009-10: 2-2 2021-22: 0-4
 1986-87: 3-3 1998-99: 2-2 2010-11: 0-4 2022-23: 1-3
 1987-88: 2-4 1999-00: 3-1 2011-12: 0-3 2023-24: 1-3
 1988-89: 5-1 2000-01: 2-2 2012-13: 1-3 2024-25: 3-1
 1989-90: 1-4 2001-02: 2-2 2013-14: 2-2
 1990-91: 3-1 2002-03: 0-4 2014-15: 3-1
 1991-92: 2-4 2003-04: 1-3 2015-16: 2-2

2024-25 Rockets vs. Mavericks Game-by-Game Results

DATE	GAME	FG-A	PCT	3FG-A	PCT	FT-A	PCT	OR-DR-REB	AST	PF	ST	TO	BS	PTS
10/31	HOUSTON	40-97	.412	8-34	.235	20-27	.741	18-32-50	21	20	4	10	4	108
11/11	@ Dallas	39-85	.459	10-30	.333	14-20	.700	10-27-37	21	27	6	10	7	102
20/01	@ HOUSTON	42-89	.472	8-25	.320	18-23	.783	4-31-35	16	18	17	14	1	110
18/055	Dallas	40-75	.533	11-28	.393	8-16	.500	6-32-38	19	20	9	20	12	99
2/8	HOUSTON	40-100	.400	8-28	.286	17-22	.773	19-29-48	21	22	2	9	5	105
20/303	@ Dallas	39-83	.470	12-23	.522	26-34	.765	12-31-43	22	18	4	6	18	116
3/14	@ HOUSTON	54-105	.514	15-31	.484	10-12	.833	17-50-67	27	13	5	11	6	133
16/612	Dallas	39-94	.415	8-22	.364	10-12	.833	6-28-34	14	11	4	8	6	96

2024-25 Rockets vs. Mavericks

PLAYER	G-GS	MIN	FIELD GOALS			3-POINT FG			FT-FTA	PCT	REBOUNDS			AST	PF	STL	TO	BLK	PTS	AVG
			FG-FGA	PCT	FG-FGA	PCT	FT-FTA	PCT			OFF	DEF	TOT							
Ja. Green	4-4	147	37-82	.451	10-26	.385	8-12	.667	2	27	29	15	11-0	4	11	3	92	23.0		
Sengun	4-4	134	32-67	.478	1-6	.167	21-30	.700	15	26	41	15	11-0	6	9	2	86	21.5		
Eason	3-2	79	20-34	.588	3-7	.429	10-11	.909	7	11	18	5	4-0	2	1	3	53	17.7		
Thompson	2-1	55	13-19	.684	2-4	.500	2-2	1.000	4	7	11	6	7-0	1	5	3	30	15.0		
Brooks	4-4	145	20-52	.385	9-25	.360	8-10	.800	4	11	15	9	10-0	1	2	57	14.3			
Smith Jr.	3-2	76	16-28	.571	2-9	.222	5-7	.714	6	10	16	2	5-0	3	4	3	39	13.0		
Whitmore	4-0	58	14-29	.483	6-12	.500	7-8	.875	1	7	8	4	5-0	1	3	0	41	10.3		
Holiday	3-0	35	8-16	.500	3-8	.375	0-0	---	0	5	5	5	5-0	0	0	19	6.3			
Landale	1-0	23	3-4	.750	0-0	---	0-0	---	3	2	5	0	3-0	1	1	0	6	6.0		
VanVleet	3-3	106	6-29	.207	2-15	.133	3-3	1.000	2	15	17	14	6-0	7	2	0	17	5.7		
Sheppard	2-0	12	2-7	.286	0-2	.000	1-1	1.000	2	2	4	0	1-0	0	0	5	2.5			
Adams	3-0	40	3-12	.250	0-0	---	0-0	---	11	6	17	4	2-0	1	0	0	6	2.0		
Tate	3-0	27	2-10	.200	1-2	.500	0-0	---	1	8	9	4	2-0	1	1	0	5	1.7		
Je. Green	1-0	15	0-0	---	0-0	---	0-0	---	0	4	4	1	1-0	0	1	0	0	0.0		
Williams	1-0	7	0-2	.000	0-2	.000	0-0	---	0	1	1	1	0-0	0	0	0	0	0.0		
ROCKETS	4-4	960	176-391	.450	39-118	.331	65-84	.774	58	142	200	85	73-0	28	44	16	456	114.0		

2024-25 Mavericks vs. Rockets

PLAYER	G-GS	MIN	FIELD GOALS			3-POINT FG			FT-FTA	PCT	REBOUNDS			AST	PF	STL	TO	BLK	PTS	AVG
			FG-FGA	PCT	FG-FGA	PCT	FT-FTA	PCT			OFF	DEF	TOT							
Domic	1-1	38	12-25	.480	3-7	.429	2-4	.500	0	5	5	2	5-0	1	0	0	29	29.0		
Davis	1-1	31	10-18	.556	2-2	1.000	4-6	.667	4	12	16	7	0-0	0	1	3	26	26.0		
Iring	3-3	122	21-48	.438	5-12	.417	10-12	.833	6	11	17	15	7-0	5	8	4	57	19.0		
Marshall	3-1	81	17-28	.607	3-6	.500	4-4	1.000	0	11	11	6	4-0	2	2	3	41	13.7		
Christie	2-0	67	6-23	.261	4-9	.444	9-10	.900	0	6	6	2	3-0	0	1	1	25	12.5		
Williams	2-0	28	11-14	.786	2-4	.500	1-1	1.000	0	4	4	2	2-0	1	1	0	25	12.5		
Thompson	4-4	110	19-54	.352	7-24	.292	1-1	1.000	4	15	19	6	9-0	2	6	1	46	11.5		
Dinwiddie	4-1	95	15-32	.469	7-13	.538	5-9	.556	0	5	5	8	4-0	0	5	1	42	10.5		
Grimes	2-0	40	6-14	.429	2-8	.250	4-7	.571	1	5	6	3	2-0	0	1	1	18	9.0		
C. Martin	1-0	24	3-7	.429	1-1	1.000	1-1	1.000	0	1	1	2	2-0	0	1	0	8	8.0		
Lively II	2-1	35	6-9	.667	0-0	---	2-2	1.000	2	7	9	8	9-0	1	1	5	14	7.0		
Hardy	2-0	32	5-9	.556	2-4	.500	1-5	.200	1	1	2	4	2-0	2	4	0	13	6.5		
Edwards	2-1	36	4-10	.400	2-5	.400	2-2	1.000	1	5	6	0	2-0	1	1	4	12	6.0		
Washington	3-3	70	7-18	.389	0-4	.000	4-6	.667	2	13	15	3	5-0	3	1	7	18	6.0		
Gafford	3-2	53	7-12	.583	0-0	---	1-4	.250	7	9	16	2	10-0	2	4	9	15	5.0		
Kleber	1-0	30	2-4	.500	1-2	.500	0-0	---	1	1	2	1	4-0	1	2	1	5	5.0		
Exum	2-1	28	2-6	.333	0-1	.000	2-2	1.000	0	2	2	3	1-0	0	0	0	6	3.0		
Prosper	2-0	8	3-3	1.000	0-0	---	0-0	---	1	3	4	0	1-0	1	0	0	6	3.0		
Powell	3-1	33	1-2	.500	0-0	---	5-6	.833	4	2	6	2	4-0	1	2	3	7	2.3		
Gortman	1-0	2	0-1	.000	0-0	.000	0-0	---	0	0	0	0	0-0	0	0	0	0	0.0		
MAVERICKS	4-4	960	157-337	.466	41-103	.398	58-82	.707	34	118	152	76	76-0	23	44	43	413	103.3		

Denver Nuggets



SEASON SERIES

	2024-25	All-Time	Playoffs
Overall	1-2	107-100	4-2
Home	0-2	66-38	3-0
Away	1-0	41-62	1-2
Neutral	0-0	0-0	0-0

Series Information

Current Streak: Lost 2
Current Home Streak: Lost 2
Current Road Streak: Won 2
Longest Winning Streak: 11 (Mar. 29, 1997-Jan. 20, 2000)
Longest Losing Streak: 10 (Jan. 26, 2020-Feb. 28, 2023)
Biggest Winning Margin: 30 (2x: last 125-95; Nov. 22, 2017)
Biggest Losing Margin: 37 (130-93; Jan. 19, 1983)
Most Points Scored: 156 (Jan. 10, 1991)
Most Points Allowed: 141 (April 14, 1982)
Fewest Points Scored: 70 (Apr. 16, 2002)
Fewest Points Allowed: 74 (Jan. 31, 1995)

Season-by-Season Results

1976-77: 0-3	1992-93: 3-2	2008-09: 3-1	2024-25: 1-2
1977-78: 0-3	1993-94: 2-3	2009-10: 1-2	
1978-79: 3-1	1994-95: 4-1	2010-11: 2-2	
1979-80: 1-1	1995-96: 3-1	2011-12: 1-3	
1980-81: 4-2	1996-97: 3-1	2012-13: 0-4	
1981-82: 1-5	1997-98: 4-0	2013-14: 2-1	
1982-83: 1-5	1998-99: 4-0	2014-15: 4-0	
1983-84: 2-4	1999-00: 2-2	2015-16: 0-3	
1984-85: 4-2	2000-01: 1-3	2016-17: 4-0	
1985-86: 3-3	2001-02: 2-2	2017-18: 3-0	
1986-87: 3-3	2002-03: 4-0	2018-19: 3-1	
1987-88: 2-4	2003-04: 2-2	2019-20: 2-2	
1988-89: 2-4	2004-05: 2-1	2020-21: 0-3	
1989-90: 1-4	2005-06: 2-2	2021-22: 0-3	
1990-91: 5-0	2006-07: 2-1	2022-23: 1-3	
1991-92: 3-2	2007-08: 2-2	2023-24: 3-1	

2024-25 Rockets vs. Nuggets Game-by-Game Results

DATE	GAME	FG-A	PCT	3FG-A	PCT	FT-A	PCT	OR-DR-REB	AST	PF	ST	TO	BS	PTS
1/15	HOUSTON	49-94	.521	17-38	.447	13-17	.765	14-26-40	28	19	14	11	6	128
1/19	@ Denver	40-75	.533	14-29	.483	14-21	.667	9-27-36	22	16	4	20	7	108
3/23	@ HOUSTON	39-89	.438	11-34	.324	22-34	.647	16-29-45	25	20	4	6	7	111
18,055	Denver	44-87	.506	10-21	.476	18-26	.692	10-33-43	28	23	5	9	4	116
4/13	@ HOUSTON	45-100	.450	12-34	.353	9-14	.643	16-29-45	32	24	5	10	4	111
18,055	Denver	45-88	.511	10-29	.345	26-31	.839	11-36-47	28	13	7	9	6	126

2024-25 Rockets vs. Nuggets

PLAYER	G-GS	MIN	FIELD GOALS		3-POINT FG		FT-FTA	PCT	REBOUNDS			AST	PF	STL	TO	BLK	PTS	AVG
			FG-FGA	PCT	FG-FGA	PCT			OFF	DEF	TOT							
Ja. Green	3-3	86	18-45	.400	9-23	.391	21-24	.875	1	4	5	12	7-0	0	2	1	66	22.0
Sengun	3-3	89	22-50	.440	0-2	.000	7-10	.700	8	20	28	22	3-0	4	1	2	51	17.0
Whitmore	2-0	41	10-17	.588	4-6	.667	2-2	1.000	3	8	11	2	2-0	2	3	1	26	13.0
VanVleet	3-3	104	13-38	.342	8-25	.320	4-5	.800	0	4	4	16	7-0	4	4	0	38	12.7
Thompson	3-3	93	15-28	.536	1-3	.333	6-15	.400	8	13	21	7	10-0	6	4	6	37	12.3
Brooks	3-3	85	13-26	.500	9-18	.500	0-0	---	0	5	5	2	5-0	2	2	0	35	11.7
Landale	1-0	9	5-5	1.000	1-1	1.000	0-0	---	1	2	3	0	0-0	0	0	0	11	11.0
Williams	2-0	18	7-9	.778	2-3	.667	0-0	---	3	1	4	3	4-0	1	0	0	16	8.0
Smith Jr.	1-0	17	2-4	.500	1-2	.500	2-2	1.000	0	3	3	0	2-0	0	0	0	7	7.0
Adams	3-0	47	9-15	.600	0-0	---	2-4	.500	14	7	21	4	5-0	0	3	4	20	6.7
Je. Green	2-0	32	5-12	.417	3-10	.300	0-0	---	1	4	5	0	5-0	0	0	1	13	6.5
Eason	2-0	33	6-14	.429	0-3	.000	0-1	.000	4	5	9	4	2-0	2	3	1	12	6.0
Tate	1-0	18	3-5	.600	0-1	.000	0-0	---	3	1	4	1	3-0	0	0	0	6	6.0
Roddy	1-0	4	2-2	1.000	0-0	---	0-2	.000	0	1	1	0	0-0	0	0	0	4	4.0
Holiday	2-0	17	2-5	.400	2-5	.400	0-0	---	0	0	0	4	3-0	1	0	0	6	3.0
Dante	1-0	4	1-1	1.000	0-0	---	0-0	---	0	4	4	0	1-0	0	0	0	2	2.0
Sheppard	2-0	23	0-7	.000	0-4	.000	0-0	---	0	2	2	8	4-0	1	2	1	0	0.0
ROCKETS	3	720	133-283	.470	40-106	.377	44-65	.677	46	84	130	85	63-0	23	27	17	350	116.7

2024-25 Nuggets vs. Rockets

PLAYER	G-GS	MIN	FIELD GOALS		3-POINT FG		FT-FTA	PCT	REBOUNDS			AST	PF	STL	TO	BLK	PTS	AVG
			FG-FGA	PCT	FG-FGA	PCT			OFF	DEF	TOT							
Murray	3-3	93	29-58	.500	9-15	.600	10-11	.909	3	12	15	15	4-0	0	7	0	77	25.7
Jokic	1-1	31	7-10	.700	3-5	.600	1-2	.500	1	6	7	17	3-0	2	1	1	18	18.0
Westbrook	3-1	71	16-34	.471	5-12	.417	11-14	.786	3	3	6	9	10-1	2	11	2	48	16.0
Gordon	2-2	63	12-22	.545	2-6	.333	5-5	1.000	5	6	11	11	3-0	3	3	1	31	15.5
Braun	3-3	101	17-24	.708	3-6	.500	7-7	1.000	3	12	15	9	4-0	0	3	0	44	14.7
Porter Jr.	3-3	86	17-32	.531	4-11	.364	6-9	.667	5	14	19	2	7-0	0	4	3	44	14.7
Strawther	2-0	35	5-14	.357	2-7	.286	7-8	.875	0	1	1	4	3-0	1	3	0	19	9.5
Watson	2-0	60	10-22	.455	4-8	.500	4-7	.571	2	10	12	3	3-0	2	1	6	28	9.3
Saric	1-0	19	3-4	.750	0-0	---	2-4	.500	1	3	4	5	1-0	0	0	0	8	8.0
Jordan	3-2	73	7-10	.700	0-0	---	1-3	.333	6	22	28	4	7-0	2	2	3	15	5.0
Tyson	2-0	12	1-4	.250	1-2	.500	3-4	.750	1	1	2	1	3-0	0	0	0	6	3.0
Alexander	2-0	12	2-5	.400	1-2	.500	0-0	---	0	2	2	1	1-0	2	0	0	5	2.5
Nnaji	3-0	24	2-4	.500	0-2	.000	1-4	.250	0	2	2	1	1-0	1	0	0	5	1.7
Pickett	3-0	41	1-7	.143	0-3	.000	0-0	---	0	2	2	6	2-0	1	1	1	2	0.7
NUGGETS	3	720	129-250	.516	34-79	.430	58-78	.744	30	96	126	78	52-1	16	38	17	350	116.7

Detroit Pistons



SEASON SERIES

	2024-25	All-Time	Playoffs
Overall	1-1	75-76	0-0
Home	0-1	51-23	0-0
Away	1-0	23-49	0-0
Neutral	0-0	1-4	0-0

Series Information

Current Streak: Won 1
Current Home Streak: Won 3
Current Road Streak: Lost 1
Longest Winning Streak: 7 (Dec. 7, 2010-Mar. 1, 2014)
Longest Losing Streak: 6 (Jan. 7, 2004-Nov. 18, 2006)
Biggest Winning Margin: 20 (3x: last Jan. 27, 1986)
Biggest Losing Margin: 28 (105-77; Dec. 9, 2001)
Most Points Scored: 136 (136-113; Jan. 1, 2024)
Most Points Allowed: 140 (Mar. 6, 1968)
Fewest Points Scored: 66 (Jan. 7, 2004)
Fewest Points Allowed: 77 (Dec. 12, 2007)

Season-by-Season Results

1967-68: 2-5 1983-84: 1-1 2000-01: 2-0 2016-17: 1-1
 1968-69: 3-3 1984-85: 1-1 2001-02: 1-1 2017-18: 1-1
 1969-70: 3-3 1985-86: 1-1 2002-03: 0-2 2018-19: 1-1
 1970-71: 2-4 1986-87: 1-1 2003-04: 1-1 2019-20: 0-1
 1971-72: 3-3 1987-88: 1-1 2004-05: 0-2 2020-21: 1-1
 1972-73: 3-1 1988-89: 1-1 2005-06: 0-2 2021-22: 1-1
 1973-74: 1-3 1989-90: 1-1 2006-07: 1-1 2022-23: 2-0
 1974-75: 2-2 1990-91: 0-2 2007-08: 1-1 2023-24: 2-0
 1975-76: 2-2 1991-92: 0-2 2008-09: 2-0 2024-25: 1-1
 1976-77: 2-2 1992-93: 1-1 2009-10: 1-1
 1977-78: 1-3 1993-94: 2-0 2010-11: 2-0
 1978-79: 2-2 1994-95: 2-0 2011-12: 1-0
 1979-80: 5-1 1995-96: 1-1 2012-13: 2-0
 1980-81: 1-1 1996-97: 1-1 2013-14: 2-0
 1981-82: 0-2 1997-98: 1-1 2014-15: 1-1
 1982-83: 0-2 1999-00: 1-1 2015-16: 0-2

2024-25 Rockets vs. Pistons Game-by-Game Results

DATE	GAME	FG-A	PCT	3FG-A	PCT	FT-A	PCT	OR-DR-REB	AST	PF	ST	TO	BS	PTS
11/10	HOUSTON	38-93	.409	7-34	.206	18-24	.750	17-36-53	19	21	10	12	5	101
18,744	@ Detroit	36-84	.429	11-34	.324	16-23	.696	11-35-46	21	21	6	18	6	99
1/20	@ HOUSTON	37-94	.394	11-39	.282	11-16	.688	15-24-39	19	17	18	17	1	96
18,055	Detroit	42-88	.477	10-27	.370	13-15	.867	13-39-52	21	11	12	23	5	107

2024-25 Rockets vs. Pistons

PLAYER	G-GS	MIN	FIELD GOALS			3-POINT FG		FT-FTA	PCT	REBOUNDS			AST	PF	STL	TO	BLK	PTS	AVG
			FG-FGA	PCT	FG-FGA	PCT	OFF			DEF	TOT								
Sengun	2-2	60	16-31	.516	0-1	.000	6-8	.750	8	10	18	7	2-0	0	2	1	38	19.0	
Ja. Green	2-2	64	14-38	.368	3-14	.214	3-4	.750	1	8	9	7	6-0	3	7	1	34	17.0	
VanVleet	2-2	76	10-28	.357	6-20	.300	1-4	.250	4	8	12	9	5-0	9	2	1	27	13.5	
Eason	2-0	54	9-19	.474	3-6	.500	5-7	.714	6	7	13	2	5-0	6	5	1	26	13.0	
Thompson	2-1	63	9-19	.474	0-3	.000	7-8	.875	2	9	11	8	8-1	4	2	0	25	12.5	
Whitmore	1-0	20	4-9	.444	2-7	.286	0-1	.000	1	5	6	2	1-0	1	3	0	10	10.0	
Brooks	2-2	64	8-22	.364	3-12	.250	0-0	---	0	2	2	1	4-0	1	2	0	19	9.5	
Smith Jr.	1-1	26	2-8	.250	0-4	.000	2-2	1.000	4	3	7	0	2-0	1	2	1	6	6.0	
Landale	2-0	27	2-8	.250	0-1	.000	5-6	.833	3	5	8	0	3-0	1	1	0	9	4.5	
Sheppard	1-0	11	1-3	.333	1-3	.333	0-0	---	3	0	3	2	1-0	1	1	0	3	3.0	
Holiday	1-0	15	0-2	.000	0-2	.000	0-0	---	0	3	3	0	1-0	1	0	1	0	0.0	
ROCKETS	2-2	480	75-187	.401	18-73	.247	29-40	.725	32	60	92	38	38-1	28	29	6	197	98.5	

2024-25 Pistons vs. Rockets

PLAYER	G-GS	MIN	FIELD GOALS			3-POINT FG		FT-FTA	PCT	REBOUNDS			AST	PF	STL	TO	BLK	PTS	AVG
			FG-FGA	PCT	FG-FGA	PCT	OFF			DEF	TOT								
Cunningham	2-2	72	22-43	.512	5-9	.556	9-11	.818	0	17	17	16	4-0	1	14	2	58	29.0	
Beasley	2-0	57	10-24	.417	7-18	.389	5-6	.833	1	1	2	4	2-0	3	5	0	32	16.0	
Duren	1-1	30	8-8	1.000	0-0	---	0-0	---	6	8	14	3	2-0	4	3	2	16	16.0	
Stewart	2-1	51	10-15	.667	0-0	---	2-2	1.000	7	9	16	2	7-0	1	2	3	22	11.0	
Thompson	1-1	23	5-12	.417	0-1	.000	1-2	.500	4	5	9	0	0-0	0	3	1	11	11.0	
Hardaway Jr.	2-2	59	6-16	.375	4-10	.400	4-4	1.000	0	5	5	4	1-0	2	1	0	20	10.0	
Ivey	1-1	34	4-15	.267	0-4	.000	0-0	---	1	6	7	2	4-0	0	6	0	8	8.0	
Sasser	1-0	13	3-7	.429	1-3	.333	1-2	.500	1	2	3	2	0-0	0	0	0	8	8.0	
Harris	2-2	69	5-14	.357	1-3	.333	2-5	.400	2	10	12	4	3-0	6	3	2	13	6.5	
Reed	1-0	15	2-2	1.000	0-0	---	2-2	1.000	2	2	4	1	6-1	0	1	1	6	6.0	
Holland II	2-0	29	2-9	.222	2-8	.250	1-2	.500	0	2	2	2	2-0	1	2	0	7	3.5	
Fontecchio	2-0	29	1-7	.143	1-5	.200	2-2	1.000	0	7	7	2	1-0	0	0	0	5	2.5	
PISTONS	2-2	480	78-172	.453	21-61	.344	29-38	.763	24	74	98	42	32-1	18	41	11	206	103.0	

Golden State Warriors



SEASON SERIES			
	2024-25	All-Time	Playoffs
Overall	2-3	128-110	10-20
Home	1-2	66-53	8-7
Away	1-1	59-54	2-13
Neutral	0-0	3-3	0-0

Series Information

Current Streak: Won 1
Current Home Streak: Lost 1
Current Road Streak: Won 1
Longest Winning Streak: 11 (Mar. 8, 1993-Nov. 3, 1995)
Longest Losing Streak: 15 (Mar. 17, 2021-Dec. 5, 2024)
Biggest Winning Margin: 41 (133-92; Nov. 14, 1979)
Biggest Losing Margin: 30 (2x: last 108-78; Mar. 17, 2013)
Most Points Scored: 144 (Mar. 25, 1989)
Most Points Allowed: 142 (Nov. 19, 1967)
Fewest Points Scored: 78 (Mar. 17, 2013)
Fewest Points Allowed: 65 (Jan. 5, 2004)

Season-by-Season Results

1967-68: 2-6 1983-84: 3-2 1999-00: 3-1 2015-16: 0-3
 1968-69: 3-3 1984-85: 3-2 2000-01: 3-1 2016-17: 1-3
 1969-70: 5-2 1985-86: 5-0 2001-02: 3-1 2017-18: 1-1
 1970-71: 2-4 1986-87: 1-4 2002-03: 3-1 2018-19: 3-1
 1971-72: 1-5 1987-88: 5-0 2003-04: 2-2 2019-20: 2-1
 1972-73: 1-3 1988-89: 3-1 2004-05: 2-1 2020-21: 0-3
 1973-74: 0-4 1989-90: 2-2 2005-06: 3-1 2021-22: 0-3
 1974-75: 2-2 1990-91: 2-2 2006-07: 1-2 2022-23: 0-4
 1975-76: 2-2 1991-92: 2-2 2007-08: 2-2 2023-24: 0-3
 1976-77: 1-2 1992-93: 2-2 2008-09: 4-0 2024-25: 2-3
 1977-78: 1-2 1993-94: 4-0 2009-10: 3-0
 1978-79: 2-2 1994-95: 4-0 2010-11: 3-1
 1979-80: 1-1 1995-96: 2-2 2011-12: 2-1
 1980-81: 2-3 1996-97: 4-0 2012-13: 3-1
 1981-82: 4-1 1997-98: 3-1 2013-14: 2-1
 1982-83: 2-3 1998-99: 3-0 2014-15: 0-4

2024-25 Rockets vs. Warriors Game-by-Game Results

DATE	GAME	FG-A	PCT	3FG-A	PCT	FT-A	PCT	OR-DR-REB	AST	PF	ST	TO	BS	PTS
11/2	@ HOUSTON	44-107	.411	15-45	.333	18-24	.750	18-31-49	27	32	10	11	6	121
18,055	Golden State	40-78	.513	15-32	.469	32-50	.640	9-38-47	26	22	5	14	4	127
12/5	HOUSTON	35-93	.376	10-38	.263	13-17	.765	11-34-45	20	20	9	8	9	93
18,064	@ Golden State	36-86	.419	9-28	.321	18-27	.667	11-43-54	19	16	5	10	3	99
12/11	@ HOUSTON	38-83	.458	6-27	.222	9-10	.900	7-29-36	23	14	10	17	5	91
18,055	Golden State	37-84	.440	12-38	.316	4-9	.444	11-28-39	22	11	13	22	8	90
2/13	@ HOUSTON	38-93	.409	12-36	.333	10-18	.556	15-37-52	24	20	7	20	5	98
18,055	Golden State	35-89	.393	11-41	.268	24-27	.889	9-33-42	26	18	13	11	6	105
4/6	HOUSTON	45-93	.484	10-30	.333	6-16	.375	15-33-48	28	15	11	15	7	106
18,064	@ Golden State	37-89	.416	16-43	.372	6-11	.545	15-31-46	26	14	11	20	2	96

2024-25 Rockets vs. Warriors

PLAYER	G-GS	FIELD GOALS				3-POINT FG			FT-FTA	PCT	REBOUNDS			AST	PF	STL	TO	BLK	PTS	AVG
		MIN	FG-FGA	PCT	FG-FGA	PCT	FT-FTA	PCT			OFF	DEF	TOT							
Sengun	5-5	141	33-70	.471	0-5	.000	19-29	.655	16	40	56	22	9	7	14	1	85	17.0		
Smith Jr.	4-3	139	22-47	.468	11-30	.367	2-2	1.000	5	19	24	3	10-0	2	5	5	57	14.3		
Eason	3-0	80	17-33	.515	4-9	.444	2-4	.500	8	11	19	5	10-0	6	4	4	40	13.3		
Ja. Green	5-5	157	23-73	.315	6-24	.250	11-16	.688	1	11	12	15	9-0	10	15	2	63	12.6		
Brooks	5-5	150	25-49	.510	8-21	.381	4-7	.571	3	12	15	7	17-1	4	7	1	62	12.4		
Thompson	5-2	144	27-56	.482	2-9	.222	4-8	.500	14	26	40	18	8-0	5	7	7	60	12.0		
VanVleet	4-4	149	11-49	.224	7-32	.219	6-8	.750	2	8	10	20	15-5	5	7	4	35	8.8		
Landale	2-0	21	7-10	.700	2-3	.667	0-0	---	4	5	9	2	2-0	1	1	0	16	8.0		
Holiday	5-1	90	15-32	.469	6-17	.353	3-3	1.000	2	11	13	12	7-0	3	3	0	39	7.8		
Williams	2-0	19	5-9	.556	1-3	.333	0-0	---	1	1	2	3	2-0	1	3	2	11	5.5		
Je. Green	2-0	25	3-10	.300	2-8	.250	2-2	1.000	1	2	3	2	2-0	0	0	0	10	5.0		
Whitmore	3-0	16	4-11	.364	1-6	.167	1-2	.500	2	1	3	2	0-0	1	2	0	10	3.3		
Adams	3-0	40	4-6	.667	0-0	---	0-0	---	6	11	17	4	3-0	1	1	3	8	2.7		
Sheppard	4-0	26	3-9	.333	2-7	.286	2-2	1.000	0	3	3	2	4-0	0	0	2	10	2.5		
Tate	2-0	28	1-5	.200	1-2	.500	0-2	.000	2	3	5	3	4-0	1	1	1	3	1.5		
ROCKETS	5	1225	200-469	.426	53-176	.301	56-85	.659	67	164	231	120	101-2	47	72	32	509	101.8		

2024-25 Warriors vs. Rockets

PLAYER	G-GS	FIELD GOALS				3-POINT FG			FT-FTA	PCT	REBOUNDS			AST	PF	STL	TO	BLK	PTS	AVG
		MIN	FG-FGA	PCT	FG-FGA	PCT	FT-FTA	PCT			OFF	DEF	TOT							
Kuminga	4-2	115	32-63	.508	8-19	.421	13-22	.591	8	19	27	7	7-0	1	11	2	85	21.3		
Wiggins	2-2	65	11-24	.458	5-8	.625	11-17	.647	1	11	12	4	2-0	3	5	1	38	19.0		
Curry	3-3	102	16-44	.364	9-30	.300	8-10	.800	2	8	10	16	2-0	2	6	1	49	16.3		
Butler	2-2	67	10-22	.455	2-5	.400	10-10	1.000	6	7	13	7	2-0	2	1	1	32	16.0		
Hield	5-2	133	24-53	.453	16-40	.400	5-6	.833	1	18	19	6	6-0	5	6	5	69	13.8		
Podziemski	5-4	175	24-60	.400	9-27	.333	8-11	.727	2	27	29	21	8-1	7	11	2	65	13.0		
Green	4-4	123	14-30	.467	2-9	.222	7-11	.636	7	14	21	19	17-1	4	14	2	37	9.3		
Payton II	4-1	67	13-27	.481	3-11	.273	0-0	---	9	10	19	5	10-0	7	2	0	29	7.3		
Moyton	4-3	88	8-25	.320	5-15	.333	7-15	.467	3	7	10	4	5-0	4	0	2	28	7.0		
Anderson	3-0	42	7-16	.438	1-5	.200	2-2	1.000	0	5	5	4	0-0	1	3	1	17	5.7		
Jackson-Davis	4-1	50	9-11	.818	0-0	---	2-2	1.000	1	4	5	6	4-0	0	0	3	20	5.0		
Waters	2-0	40	4-10	.400	2-6	.333	0-0	---	0	6	6	5	0-0	1	3	0	10	5.0		
Looney	5-1	97	8-21	.381	0-0	---	7-12	.583	14	31	45	8	13-0	4	4	2	23	4.6		
Santos	2-0	21	1-4	.250	1-3	.333	2-2	1.000	0	2	2	2	2-0	2	2	0	5	2.5		
Spencer	4-0	24	3-12	.250	0-1	.000	2-2	1.000	1	2	3	6	3-0	5	1	1	8	2.0		
Post	2-0	14	1-4	.250	0-3	.000	0-2	.000	0	1	1	1	0-0	0	0	0	2	1.0		
Knox	1-0	2	0-0	---	0-0	---	0-0	---	0	1	1	0	0-0	0	0	0	0	0.0		
WARRIORS	5	1225	185-426	.434	63-182	.346	84-124	.677	55	173	228	121	81-2	48	77	23	517	103.4		

Indiana Pacers



SEASON SERIES

	2024-25	All-Time	Playoffs
Overall	1-1	58-47	0-0
Home	1-0	35-19	0-0
Away	0-1	23-28	0-0
Neutral	0-0	0-0	0-0

Series Information

Current Streak: Lost 1
Current Home Streak: Won 1
Current Road Streak: Lost 4
Longest Winning Streak: 9 (Mar. 8, 1985-Apr. 11, 1989)
Longest Losing Streak: 9 (Aug. 12, 2020-Feb. 6, 2024)
Biggest Winning Margin: 30 (132-102; Jan. 16, 1988)
Biggest Losing Margin: 33 (114-81; Dec. 20, 2013)
Most Points Scored: 134 (Mar. 23, 1979)
Most Points Allowed: 141 (2x: last Nov. 29, 1991)
Fewest Points Scored: 71 (Dec. 23, 2003)
Fewest Points Allowed: 74 (Jan. 23, 2004)

Season-by-Season Results

1976-77: 4-0 1992-93: 2-0 2009-10: 0-2
 1977-78: 3-1 1993-94: 1-1 2010-11: 2-0
 1978-79: 0-4 1994-95: 1-1 2011-12: 0-1
 1979-80: 4-2 1995-96: 2-0 2012-13: 0-2
 1980-81: 1-1 1996-97: 1-1 2013-14: 1-1
 1981-82: 2-0 1997-98: 1-1 2014-15: 2-0
 1982-83: 2-0 1999-00: 0-2 2015-16: 1-1
 1983-84: 1-1 2000-01: 2-0 2016-17: 0-2
 1984-85: 1-1 2001-02: 0-2 2017-18: 2-0
 1985-86: 2-0 2002-03: 1-1 2018-19: 2-0
 1986-87: 2-0 2003-04: 1-1 2019-20: 1-1
 1987-88: 2-0 2004-05: 1-1 2020-21: 0-2
 1988-89: 2-0 2005-06: 1-1 2021-22: 0-2
 1989-90: 1-1 2006-07: 1-1 2022-23: 0-2
 1990-91: 1-1 2007-08: 2-0 2023-24: 0-2
 1991-92: 1-1 2008-09: 0-2 2024-25: 1-1

2024-25 Rockets vs. Pacers Game-by-Game Results

DATE	GAME	FG-A	PCT	3FG-A	PCT	FT-A	PCT	OR-DR-REB	AST	PF	ST	TO	BS	PTS
11/20	@ HOUSTON	47-102	.461	12-36	.333	24-33	.727	13-34-47	25	21	16	14	2	130
16/087	Indiana	44-83	.530	5-22	.227	20-25	.800	3-33-36	19	24	7	23	9	113
3/4	HOUSTON	40-98	.408	9-30	.300	13-26	.500	24-34-58	22	14	6	14	0	102
15/513	@ Indiana	44-86	.512	17-42	.405	10-10	1.000	5-30-35	34	19	9	13	6	115

2024-25 Rockets vs. Pacers

PLAYER	G-GS	MIN	FIELD GOALS		3-POINT FG		FT-FTA	PCT	REBOUNDS			AST	PF	STL	TO	BLK	PTS	AVG
			FG-FGA	PCT	FG-FGA	PCT			OFF	DEF	TOT							
Sengun	2-2	64	24-38	.632	1-1	1.000	7-10	.700	7	14	21	9	6-0	1	5	0	56	28.0
VanVleet	1-1	35	6-14	.429	4-8	.500	2-3	.667	0	2	2	6	1-0	4	1	0	18	18.0
Smith Jr.	2-2	67	12-24	.500	5-10	.500	6-8	.750	7	10	17	1	3-0	0	0	0	35	17.5
Eason	2-0	49	11-22	.500	4-6	.667	1-2	.500	10	13	23	5	6-0	6	3	0	27	13.5
Ja. Green	2-2	61	9-26	.346	3-13	.231	5-9	.556	0	8	8	7	3-0	3	8	0	26	13.0
Thompson	2-1	57	7-17	.412	0-4	.000	5-8	.625	3	10	13	4	5-0	2	5	1	19	9.5
Brooks	2-2	50	5-26	.192	2-16	.125	5-6	.833	4	1	5	5	5-0	1	3	1	17	8.5
Landale	1-0	13	2-5	.400	0-0	---	2-3	.667	3	1	4	3	2-0	0	0	0	6	6.0
Sheppard	2-0	31	5-11	.455	1-2	.500	0-2	.000	1	2	3	5	1-0	4	1	0	11	5.5
Whitmore	2-0	12	2-6	.333	1-4	.250	2-4	.500	0	1	1	1	1-0	0	0	0	7	3.5
Adams	1-0	15	1-3	.333	0-0	---	1-2	.500	2	1	3	1	0-0	0	0	0	3	3.0
Je. Green	1-0	4	1-3	.333	0-2	.000	0-0	---	0	0	0	0	0-0	1	1	0	2	2.0
Holiday	2-0	10	1-2	.500	0-0	---	0-0	---	0	3	3	0	1-0	0	0	0	2	1.0
Tate	2-0	7	1-2	.500	0-0	---	0-0	---	0	2	2	0	1-0	0	0	0	2	1.0
Williams	2-0	4	0-1	.000	0-0	---	1-2	.500	0	0	0	0	0-0	0	0	0	1	0.5
ROCKETS	2-2	480	87-200	.435	21-66	.318	37-59	.627	37	68	105	47	35-0	22	28	2	232	116.0

2024-25 Pacers vs. Rockets

PLAYER	G-GS	MIN	FIELD GOALS		3-POINT FG		FT-FTA	PCT	REBOUNDS			AST	PF	STL	TO	BLK	PTS	AVG
			FG-FGA	PCT	FG-FGA	PCT			OFF	DEF	TOT							
Q. Jackson	1-1	27	10-12	.833	1-3	.333	3-4	.750	0	2	2	3	1-0	2	1	1	24	24.0
Siakam	2-2	63	16-33	.485	1-6	.167	6-7	.857	2	4	6	2	5-0	2	5	0	39	19.5
Haliburton	2-2	66	10-23	.435	6-13	.462	6-6	1.000	0	4	4	23	2-0	1	4	1	32	16.0
Nesmith	1-1	34	7-13	.538	1-6	.167	1-1	1.000	0	5	5	0	2-0	1	0	0	16	16.0
Turner	2-2	55	9-18	.500	4-9	.444	4-5	.800	0	13	13	3	7-0	0	6	9	26	13.0
Bryant	1-0	21	4-5	.800	2-3	.667	0-0	---	1	4	5	1	2-0	0	1	0	10	10.0
McConnell	2-0	33	9-16	.563	0-1	.000	1-2	.500	1	1	2	7	2-0	4	1	0	19	9.5
Toppin	2-0	30	6-12	.500	3-8	.375	2-2	1.000	1	7	8	1	4-0	0	2	0	17	8.5
Mathurin	1-1	25	3-8	.375	2-3	.667	0-0	---	0	5	5	0	2-0	0	4	1	8	8.0
Brown	1-0	7	3-4	.750	0-0	---	0-0	---	1	3	4	0	2-0	0	0	0	6	6.0
Freeman	1-0	14	3-3	1.000	0-0	---	0-0	---	0	1	1	1	3-0	0	1	0	6	6.0
Nembhard	1-1	35	2-6	.333	1-3	.333	0-0	---	1	5	6	6	2-0	4	1	2	5	5.0
Sheppard	1-0	15	2-4	.500	1-3	.333	0-0	---	0	3	3	3	1-0	1	0	0	5	5.0
Walker	2-0	30	1-6	.167	0-4	.000	5-6	.833	1	2	3	2	5-0	1	5	1	7	3.5
Furphy	2-0	23	2-4	.500	0-2	.000	2-2	1.000	0	1	1	0	3-0	0	1	0	6	3.0
Johnson	1-0	4	1-2	.500	0-0	---	0-0	---	0	2	2	1	0-0	0	2	0	2	2.0
Bradley	1-0	1	0-0	---	0-0	---	0-0	---	0	1	1	0	0-0	0	0	0	0	0.0
PACERS	2-2	480	88-169	.521	22-64	.344	30-35	.857	8	63	71	53	43-0	16	36	15	228	114.0

Los Angeles Clippers



SEASON SERIES

	2024-25	All-Time	Playoffs
Overall	3-1	128-92	7-5
Home	2-0	70-35	5-2
Away	1-1	54-57	2-4
Neutral	0-0	4-0	0-0

Series Information

Current Streak: Lost 1
Current Home Streak: Won 2
Current Road Streak: Lost 1
Longest Winning Streak: 9 (2x: last Mar. 12, 2003-Apr. 18, 2005)
Longest Losing Streak: 9 (Feb. 17, 2022-Mar. 6, 2024)
Biggest Winning Margin: 32 (148-116; Mar. 15, 1986)
Biggest Losing Margin: 31 (2x: last 142-111; Feb. 17, 2022)
Most Points Scored: 148 (Mar. 15, 1986)
Most Points Allowed: 142 (Feb. 17, 2022)
Fewest Points Scored: 74 (Nov. 4, 2000)
Fewest Points Allowed: 71 (Nov. 26, 2007)

Season-by-Season Results

1970-71: 3-1 1986-87: 4-1 2002-03: 2-2 2018-19: 1-2
 1971-72: 4-0 1987-88: 3-2 2003-04: 4-0 2019-20: 2-2
 1972-73: 5-1 1988-89: 2-2 2004-05: 3-0 2020-21: 1-2
 1973-74: 2-4 1989-90: 2-2 2005-06: 2-2 2021-22: 0-3
 1974-75: 2-2 1990-91: 2-2 2006-07: 3-1 2022-23: 0-4
 1975-76: 2-3 1991-92: 2-2 2007-08: 3-0 2023-24: 1-2
 1976-77: 3-1 1992-93: 4-0 2008-09: 3-1 2024-25: 3-1
 1977-78: 1-3 1993-94: 4-0 2009-10: 2-1
 1978-79: 2-1 1994-95: 3-1 2010-11: 3-1
 1979-80: 2-0 1995-96: 4-0 2011-12: 0-3
 1980-81: 1-4 1996-97: 3-1 2012-13: 1-2
 1981-82: 4-1 1997-98: 4-0 2013-14: 0-4
 1982-83: 2-3 1998-99: 3-1 2014-15: 2-2
 1983-84: 2-3 1999-00: 4-0 2015-16: 2-2
 1984-85: 2-3 2000-01: 1-3 2016-17: 2-1
 1985-86: 3-2 2001-02: 1-3 2017-18: 2-2

2024-25 Rockets vs. Clippers Game-by-Game Results

DATE	GAME	FG-A	PCT	3FG-A	PCT	FT-A	PCT	OR-DR	REB	AST	PF	ST	TO	BLK	PTS
11/17	@ HOUSTON	42-97	.433	15-40	.375	15-20	.750	18-41	59	28	17	8	14	11	117
16.493	@ L.A. Clippers	38-96	.396	14-38	.368	13-16	.812	10-32	42	27	16	10	12	3	103
11/15	@ HOUSTON	46-95	.484	19-44	.432	14-18	.778	9-39	48	31	25	11	12	3	125
18.055	@ L.A. Clippers	34-90	.378	10-40	.250	26-33	.788	13-38	51	12	15	6	15	6	104
12/8	HOUSTON	40-82	.488	15-41	.366	22-26	.846	12-38	50	23	16	4	15	4	117
14.782	@ L.A. Clippers	41-92	.446	11-34	.324	13-16	.812	7-26	33	21	24	11	8	3	106
4/9	HOUSTON	48-88	.511	20-40	.500	7-10	.700	7-29	36	24	14	7	14	4	117
17.927	@ L.A. Clippers	48-90	.533	19-37	.514	19-19	1.000	11-32	43	33	11	10	12	3	134

2024-25 Rockets vs. Clippers

PLAYER	G-GS	FIELD GOALS				3-POINT FG				REBOUNDS				AST	PF	STL	TO	BLK	PTS	AVG
		MIN	FG-FGA	PCT	3FG-FGA	PCT	FT-FTA	PCT	OFF	DEF	TOT									
Ja. Green	1-0	19	7-9	.778	4-6	.667	1-2	.500	0	3	3	2	1-0	1	1	0	19	19.0		
Eason	3-1	75	22-38	.579	4-10	.400	4-6	.667	6	15	21	4	7-0	4	3	4	52	17.3		
Thompson	3-1	99	20-32	.625	3-5	.600	9-13	.692	10	14	24	9	6-0	4	5	2	52	17.3		
Brooks	3-3	101	18-36	.500	13-23	.565	2-3	.667	3	10	13	9	11-0	1	4	2	51	17.0		
VanVleet	2-2	67	13-33	.394	6-15	.400	1-2	.500	0	12	12	15	4-0	4	4	2	33	16.5		
Ja. Green	4-4	110	22-59	.373	11-34	.324	10-11	.909	1	15	16	10	5-0	1	13	0	65	16.3		
Smith Jr.	3-3	90	16-32	.500	8-17	.471	6-7	.857	8	19	27	4	7-0	2	2	1	46	15.3		
Whitmore	1-1	32	6-12	.500	1-4	.250	1-2	.500	2	3	5	2	1-0	0	1	0	14	14.0		
Sengun	3-3	99	13-32	.406	2-7	.286	12-14	.857	9	22	31	22	9-0	3	9	6	40	13.3		
Holiday	3-0	47	11-22	.500	9-15	.600	2-2	1.000	1	3	4	8	2-0	0	2	0	33	11.0		
Sheppard	4-1	70	8-26	.308	6-20	.300	0-0	---	0	7	7	8	5-0	4	4	0	22	5.5		
Tate	3-0	38	6-11	.545	1-4	.250	3-3	1.000	2	8	10	3	3-0	1	1	0	16	5.3		
Landale	3-1	54	6-9	.667	1-3	.333	2-2	1.000	3	10	13	9	3-0	2	0	2	15	5.0		
Dante	1-0	14	1-1	1.000	0-0	---	2-2	1.000	0	2	2	0	2-0	0	1	2	4	4.0		
Williams	1-0	16	2-5	.400	0-1	.000	0-0	---	0	0	0	1	1-0	2	1	0	4	4.0		
Adams	2-0	17	2-2	1.000	0-0	---	0-2	.000	1	3	4	0	1-0	1	2	0	4	2.0		
McVeigh	2-0	5	0-0	---	0-0	---	0-0	---	0	0	0	0	2-0	0	0	0	0	0.0		
Roddy	1-0	7	0-3	.000	0-1	.000	0-0	---	0	1	1	0	0-0	0	0	1	0	0.0		
ROCKETS	4	960	173-362	.478	69-165	.418	55-71	.775	46	147	193	106	72-0	30	55	22	470	117.5		

2024-25 Clippers vs. Rockets

PLAYER	G-GS	FIELD GOALS				3-POINT FG				REBOUNDS				AST	PF	STL	TO	BLK	PTS	AVG
		MIN	FG-FGA	PCT	3FG-FGA	PCT	FT-FTA	PCT	OFF	DEF	TOT									
Harden	3-3	99	23-47	.489	11-28	.393	18-19	.947	1	14	15	19	5-0	5	8	1	75	25.0		
Leonard	1-1	38	9-22	.409	2-6	.333	2-2	1.000	2	8	10	4	2-0	3	2	0	22	22.0		
Bogdanovic	1-0	29	5-11	.455	4-7	.571	2-2	1.000	1	2	3	5	3-0	1	2	0	16	16.0		
Zubac	4-4	128	24-43	.558	0-0	---	7-10	.700	9	31	40	12	8-0	2	4	4	55	13.8		
Powell	3-3	98	13-47	.277	4-19	.211	8-10	.800	0	11	11	8	7-0	3	5	0	38	12.7		
Hyland	3-0	41	10-22	.455	7-15	.467	7-7	1.000	2	3	5	4	5-0	2	1	1	34	11.3		
Porter Jr.	3-1	68	13-29	.448	5-11	.455	3-8	.375	0	5	5	9	6-0	2	4	0	34	11.3		
Dunn	4-4	103	19-39	.487	4-18	.222	0-0	---	1	8	9	15	12-0	11	3	2	42	10.5		
Coffey	2-0	52	5-15	.333	2-7	.286	5-5	1.000	2	4	6	4	1-0	1	1	0	17	8.5		
Mann	2-0	36	6-13	.462	2-4	.500	2-2	1.000	1	10	11	3	2-0	2	2	2	16	8.0		
Miller	4-0	95	9-23	.391	3-8	.375	10-11	.909	6	5	11	4	2-0	0	2	0	31	7.8		
Jones Jr.	4-0	52	8-20	.400	4-10	.400	3-3	1.000	5	7	12	2	3-0	3	4	2	23	5.8		
Brown	3-0	29	6-14	.429	1-5	.200	1-2	.500	4	8	12	1	1-0	1	0	0	14	4.7		
Batum	4-0	53	6-13	.462	5-11	.455	1-1	1.000	3	6	9	2	3-0	0	1	1	18	4.5		
Eubanks	1-0	13	1-5	.200	0-0	---	2-2	1.000	3	2	5	0	1-0	0	0	1	4	4.0		
K. Jones	2-0	23	4-4	1.000	0-0	---	0-0	---	1	4	5	1	5-0	1	2	1	8	4.0		
Christie	1-0	1	0-0	---	0-0	---	0-0	---	0	0	0	0	0-0	0	0	0	0	0.0		
Flowers	1-0	1	0-1	.000	0-0	---	0-0	---	0	0	0	0	0-0	0	0	0	0	0.0		
CLIPPERS	4	960	161-368	.438	54-149	.362	71-84	.845	41	128	169	93	66-0	37	47	15	447	111.8		

Los Angeles Lakers



SEASON SERIES

	2024-25	All-Time	Playoffs
Overall	1-2	90-150	16-24
Home	1-0	53-65	9-6
Away	0-2	36-84	6-14
Neutral	0-0	1-1	1-4

Series Information

Current Streak: Lost 2
Current Home Streak: Won 3
Current Road Streak: Lost 8
Longest Winning Streak: 6 (Jan. 18, 1993-Mar. 24, 1994)
Longest Losing Streak: 15 (Dec. 31, 1967-Dec. 5, 1970)
Biggest Winning Margin: 39 (2x, last 139-100; March 15, 2017)
Biggest Losing Margin: 36 (152-116; Oct. 27, 1968)
Most Points Scored: 148 (Dec. 31, 2017)
Most Points Allowed: 152 (Oct. 27, 1968)
Fewest Points Scored: 74 (Nov. 15, 1991)
Fewest Points Allowed: 74 (2x: last Dec. 18, 2005)

Season-by-Season Results

1967-68: 1-7 1983-84: 1-4 1999-00: 2-2 2015-16: 4-0
 1968-69: 0-7 1984-85: 1-4 2000-01: 1-3 2016-17: 2-1
 1969-70: 2-5 1985-86: 1-4 2001-02: 0-4 2017-18: 3-1
 1970-71: 3-3 1986-87: 1-4 2002-03: 2-2 2018-19: 3-0
 1971-72: 1-5 1987-88: 1-4 2003-04: 2-2 2019-20: 2-1
 1972-73: 1-3 1988-89: 1-3 2004-05: 2-2 2020-21: 0-3
 1973-74: 2-2 1989-90: 2-2 2005-06: 1-2 2021-22: 1-3
 1974-75: 2-2 1990-91: 1-3 2006-07: 2-2 2022-23: 1-2
 1975-76: 1-3 1991-92: 2-2 2007-08: 2-1 2023-24: 2-2
 1976-77: 2-2 1992-93: 3-1 2008-09: 0-4 2024-25: 1-2
 1977-78: 1-3 1993-94: 3-1 2009-10: 1-3
 1978-79: 2-1 1994-95: 0-4 2010-11: 1-2
 1979-80: 0-2 1995-96: 3-1 2011-12: 2-1
 1980-81: 2-3 1996-97: 3-1 2012-13: 2-2
 1981-82: 1-4 1997-98: 1-3 2013-14: 3-1
 1982-83: 0-5 1998-99: 1-2 2014-15: 2-1

2024-25 Rockets vs. Lakers Game-by-Game Results

DATE	GAME	FG-A	PCT	3FG-A	PCT	FT-A	PCT	OR-DR-REB	AST	PF	ST	TO	BLK	PTS
1/5	@ HOUSTON	47-99	.475	14-40	.350	11-19	.579	18-31-49	19	22	3	6	4	119
18,055	L.A. Lakers	38-78	.487	16-36	.444	23-28	.821	10-29-39	26	21	4	10	5	115
3/31	HOUSTON	37-89	.416	10-31	.312	14-17	.824	10-41-51	26	20	7	15	5	98
18,997	@ L.A. Lakers	35-89	.393	16-46	.348	18-20	.900	10-35-45	22	15	11	11	6	104
4/11	HOUSTON	41-90	.456	18-51	.353	9-12	.750	7-30-37	22	17	8	19	5	109
18,997	@ L.A. Lakers	53-87	.609	19-37	.514	15-25	.600	4-38-42	28	15	11	13	1	140

2024-25 Rockets vs. Lakers

PLAYER	G-GS	MIN	FIELD GOALS		3-POINT FG		FT-FTA	PCT	REBOUNDS			AST	PF	STL	TO	BLK	PTS	AVG
			FG-FGA	PCT	FG-FGA	PCT			OFF	DEF	TOT							
Thompson	2-2	75	19-33	.576	1-6	.167	4-8	.500	8	13	21	7	5-0	3	6	2	43	21.5
Whitmore	2-1	54	16-27	.593	9-17	.529	1-1	1.000	1	11	12	1	2-0	1	4	2	42	21.0
Ja. Green	3-3	79	19-47	.404	7-20	.350	4-4	1.000	2	17	19	12	6-0	2	3	2	49	16.3
Smith Jr.	1-0	27	6-10	.600	3-6	.500	0-0	---	2	9	11	1	3-0	1	2	0	15	15.0
Sengun	2-2	66	11-25	.440	0-2	.000	6-8	.750	4	9	13	10	8-0	0	4	1	28	14.0
Sheppard	1-1	41	5-14	.357	4-8	.500	0-0	---	0	3	3	5	3-0	2	3	1	14	14.0
Eason	1-0	22	6-11	.545	1-2	.500	0-0	---	1	2	3	0	4-0	1	2	0	13	13.0
Williams	1-0	26	5-12	.417	1-6	.167	1-2	.500	1	1	2	1	2-0	1	1	0	12	12.0
VanVleet	2-2	82	7-26	.269	4-15	.267	4-6	.667	0	6	6	11	4-0	1	1	1	22	11.0
Brooks	2-2	69	7-22	.318	4-13	.308	3-4	.750	2	8	10	4	4-0	1	1	1	21	10.5
Holiday	2-0	36	7-14	.500	3-8	.375	1-1	1.000	0	2	2	4	1-0	0	2	1	18	9.0
Roddy	1-0	24	3-8	.375	1-6	.167	2-2	1.000	0	3	3	2	1-0	0	1	0	9	9.0
Dante	1-0	14	4-5	.800	0-0	---	0-0	---	2	4	6	1	2-0	1	0	1	8	8.0
Landale	1-1	25	3-5	.600	1-1	1.000	1-2	.500	1	4	5	0	4-0	2	2	0	8	8.0
Adams	2-0	32	4-6	.667	0-1	.000	4-6	.667	9	7	16	1	2-0	2	3	1	12	6.0
Je. Green	1-1	22	1-6	.167	1-6	.167	3-4	.750	0	3	3	5	2-0	0	0	0	6	6.0
Tate	1-0	15	2-3	.667	2-3	.667	0-0	---	1	0	1	2	5-0	0	0	0	6	6.0
McVeigh	1-0	12	0-4	.000	0-3	.000	0-0	---	1	0	1	0	1-0	0	1	1	0	0.0
ROCKETS	3	720	125-278	.450	42-123	.341	34-48	.708	35	102	137	67	59-0	18	40	14	326	108.7

2024-25 Lakers vs. Rockets

PLAYER	G-GS	MIN	FIELD GOALS		3-POINT FG		FT-FTA	PCT	REBOUNDS			AST	PF	STL	TO	BLK	PTS	AVG
			FG-FGA	PCT	FG-FGA	PCT			OFF	DEF	TOT							
Davis	1-1	38	10-18	.556	2-4	.500	8-8	1.000	4	9	13	2	5-0	0	4	5	30	30.0
Donic	2-2	69	19-35	.543	6-16	.375	15-23	.652	0	14	14	16	6-0	3	7	0	59	29.5
Reaves	3-3	113	20-39	.513	6-15	.400	10-11	.909	1	14	15	19	5-0	4	6	0	56	18.7
Finney-Smith	3-0	88	17-31	.548	14-25	.560	3-3	1.000	2	6	8	5	6-0	7	1	3	51	17.0
L. James	3-3	96	19-39	.487	7-15	.467	6-7	.857	1	24	25	21	6-0	4	6	2	50	17.0
Christie	1-1	39	4-8	.500	2-5	.400	4-4	1.000	1	5	6	2	2-0	1	1	0	14	14.0
Hachimura	3-3	91	14-27	.519	5-14	.357	2-6	.500	1	7	8	1	5-0	2	1	0	36	12.0
Vincent	2-0	45	6-17	.353	6-16	.375	2-2	1.000	2	3	5	2	2-0	2	0	1	20	10.0
Vanderbilt	2-0	29	5-11	.455	0-0	---	0-0	---	5	5	10	0	4-0	2	1	1	10	5.0
Hayes	3-2	32	4-7	.571	0-0	---	4-7	.571	3	3	6	2	6-0	0	2	0	12	4.0
Goodwin	2-0	34	3-9	.333	1-5	.200	0-0	---	1	7	8	4	2-0	0	0	0	7	3.5
B. James	1-0	4	1-4	.250	0-1	.000	0-0	---	0	1	1	1	0-0	0	0	0	3	3.0
Jemison	1-0	4	1-1	1.000	0-0	---	0-0	---	1	2	3	1	0-0	0	0	0	2	2.0
Knecht	3-0	25	2-6	.333	1-3	.333	0-0	---	1	1	2	0	1-0	0	0	0	5	1.7
Milton	2-0	9	1-2	.500	0-0	---	1-2	.500	1	1	2	0	0-0	1	2	0	3	1.5
Reddick	1-0	4	0-0	---	0-0	---	0-0	---	0	0	0	0	1-0	0	0	0	0	0.0
LAKERS	3	720	126-254	.496	51-119	.429	56-73	.767	24	102	126	76	51-0	26	34	12	359	119.7

Memphis Grizzlies



SEASON SERIES			
	2024-25	All-Time	Playoffs
Overall	3-1	70-48	0-0
Home	2-0	43-16	0-0
Away	1-1	27-32	0-0
Neutral	0-0	0-0	0-0

Series Information

Current Streak: Lost 1
Current Home Streak: Won 4
Current Road Streak: Lost 1
Longest Winning Streak: 9 (Dec. 16, 1997-Dec. 6, 2000)
Longest Losing Streak: 5 (Mar. 20, 2022-Mar. 24, 2023)
Biggest Winning Margin: 49 (130-81, Mar. 14, 2016)
Biggest Losing Margin: 49 (84-133; Feb. 28, 2021)
Most Points Scored: 140 (Feb. 26, 2020)
Most Points Allowed: 151 (Mar. 24, 2023)
Fewest Points Scored: 71 (Nov. 1, 2003)
Fewest Points Allowed: 71 (Oct. 29, 2008)

Season-by-Season Results

1995-96: 4-0 2011-12: 2-2
 1996-97: 3-1 2012-13: 1-3
 1997-98: 3-1 2013-14: 2-2
 1998-99: 4-0 2014-15: 2-2
 1999-00: 2-2 2015-16: 2-2
 2000-01: 4-0 2016-17: 2-2
 2001-02: 1-3 2017-18: 2-2
 2002-03: 3-1 2018-19: 3-1
 2003-04: 1-3 2019-20: 2-1
 2004-05: 3-1 2020-21: 1-2
 2005-06: 0-4 2021-22: 1-3
 2006-07: 4-0 2022-23: 0-4
 2007-08: 3-1 2023-24: 3-1
 2008-09: 2-2 2024-25: 3-1
 2009-10: 4-0
 2010-11: 3-1

2024-25 Rockets vs. Grizzlies Game-by-Game Results

DATE	GAME	FG-A	PCT	3FG-A	PCT	FT-A	PCT	OR-DR-REB	AST	PF	ST	TO	BS	PTS
10/25	@ HOUSTON	43-98	.439	17-43	.395	25-36	.694	23-41-64	20	32	10	19	4	128
18.055	Memphis	38-91	.418	10-28	.357	22-36	.611	14-29-43	24	25	8	19	8	108
1/9	HOUSTON	41-96	.427	13-34	.382	24-41	.585	16-28-44	21	23	13	12	3	119
16.298	@ Memphis	42-82	.500	10-31	.312	21-30	.700	10-33-43	20	28	9	20	8	115
1/13	@ HOUSTON	41-81	.506	16-31	.516	22-31	.710	15-25-40	28	16	13	23	8	120
18.055	Memphis	45-84	.536	14-32	.438	14-21	.667	8-23-31	15	25	17	18	2	118
1/30	HOUSTON	42-97	.433	13-32	.406	22-28	.786	19-26-45	22	20	6	12	5	119
16.257	@ Memphis	48-93	.516	9-28	.321	15-20	.750	9-28-37	23	25	7	11	6	120

2024-25 Rockets vs. Grizzlies

PLAYER	G-GS	MIN	FIELD GOALS		3-POINT FG		FT-FTA	PCT	REBOUNDS			AST	PF	STL	TO	BLK	PTS	AVG
			FG-FGA	PCT	FG-FGA	PCT			OFF	DEF	TOT							
Ja. Green	4-4	149	40-81	.494	18-32	.563	18-24	.750	4	13	17	16	5-0	7	10	2	116	29.0
Sengun	3-3	99	24-50	.480	1-4	.250	16-29	.552	13	24	37	12	14-0	4	12	2	65	21.7
VanVleet	4-4	144	19-39	.487	12-27	.444	10-14	.714	0	7	7	21	12-0	7	7	2	60	15.0
Thompson	4-3	139	18-40	.450	1-4	.250	22-28	.786	8	25	33	16	10-0	4	13	10	59	14.8
Smith Jr.	1-1	35	5-13	.385	0-3	.000	4-4	1.000	6	10	16	4	5-0	0	3	2	14	14.0
Brooks	4-4	135	19-55	.345	8-29	.276	8-9	.889	8	8	16	6	18-0	7	3	0	54	13.5
Eason	2-0	46	11-19	.579	4-7	.571	0-1	.000	6	11	17	0	3-0	2	2	1	26	13.0
Whitmore	4-0	67	16-41	.390	7-20	.350	2-5	.400	3	5	8	3	9-0	5	4	0	41	10.3
Sheppard	1-0	13	2-5	.400	2-4	.500	0-0	---	0	0	0	2	1-0	1	0	0	6	6.0
Adams	3-1	49	5-11	.455	0-0	---	3-6	.500	17	9	26	4	4-0	1	5	1	13	4.3
Landale	2-0	23	2-3	.667	1-1	1.000	3-4	.750	3	3	6	2	3-0	1	0	0	8	4.0
Tate	4-0	39	3-8	.375	2-3	.667	5-10	.500	5	2	7	4	6-0	3	2	0	13	3.3
Williams	1-0	2	1-1	1.000	1-1	1.000	0-0	---	0	2	2	0	0-0	0	0	0	3	3.0
Holiday	3-0	21	2-6	.333	2-5	.400	2-2	1.000	0	1	1	1	1-0	0	2	0	8	2.7
ROCKETS	4-4	960	167-372	.449	59-140	.421	93-136	.684	73	120	193	91	91-1	42	67	20	486	121.5

2024-25 Grizzlies vs. Rockets

PLAYER	G-GS	MIN	FIELD GOALS		3-POINT FG		FT-FTA	PCT	REBOUNDS			AST	PF	STL	TO	BLK	PTS	AVG
			FG-FGA	PCT	FG-FGA	PCT			OFF	DEF	TOT							
Morant	3-3	90	28-63	.444	7-20	.350	17-26	.654	1	5	6	9	5-0	5	17	0	80	26.7
Bane	4-4	130	34-63	.540	6-16	.375	8-11	.727	4	18	22	16	10-0	6	11	2	82	20.5
Jackson Jr.	3-3	95	22-41	.537	3-11	.273	12-16	.750	2	12	14	11	12-0	6	6	7	59	19.7
Kenard	3-1	68	15-26	.577	6-12	.500	1-2	.500	1	1	2	6	1-0	2	4	0	37	12.3
Wells	4-3	104	14-34	.412	5-15	.333	4-6	.667	3	7	10	4	5-0	3	2	1	37	9.3
Aldama	4-1	90	12-32	.375	5-17	.294	5-9	.556	4	17	21	7	7-0	3	4	4	34	8.5
Huff	2-0	26	5-10	.500	2-5	.400	4-4	1.000	1	4	5	2	5-0	2	2	2	16	8.0
Clarke	4-0	84	13-22	.591	0-1	.000	4-6	.667	7	9	16	1	15-1	6	2	2	30	7.5
Konchar	1-0	22	2-3	.667	2-3	.667	1-2	.500	2	4	6	2	2-0	2	1	1	7	7.0
Smart	1-1	20	1-4	.250	1-1	1.000	4-5	.800	0	1	1	2	3-0	1	2	0	7	7.0
LaRavia	4-0	75	10-16	.625	3-8	.375	4-7	.571	8	12	20	6	7-0	2	4	1	27	6.8
Edey	4-4	81	10-19	.526	1-4	.250	3-7	.429	6	15	21	3	19-1	2	4	3	24	6.0
Pippen Jr.	4-0	61	7-14	.500	2-4	.500	5-6	.833	2	8	10	12	11-0	1	4	0	21	5.3
Jackson II	1-0	9	0-5	.000	0-3	.000	0-0	---	0	0	0	0	1-0	0	1	0	0	0.0
Kawamura	1-0	4	0-0	---	0-0	---	0-0	---	0	0	0	1	0-0	0	0	0	0	0.0
GRIZZLIES	4-4	960	173-352	.491	43-120	.358	72-107	.673	41	113	154	82	103-2	41	68	24	461	115.3

Miami Heat



SEASON SERIES

	2024-25	All-Time	Playoffs
Overall	1-1	34-42	0-0
Home	0-1	20-17	0-0
Away	1-0	14-25	0-0
Neutral	0-0	0-0	0-0

Series Information

Current Streak: Won 1
Current Home Streak: Lost 5
Current Road Streak: Won 1
Longest Winning Streak: 11 (Nov. 19, 1989-Jan. 11, 1995)
Longest Losing Streak: 9 (Feb. 11, 2021 to Dec. 29, 2024)
Biggest Winning Margin: 38 (132-94; Nov. 19, 1989)
Biggest Losing Margin: 33 (99-66; Feb. 9, 2010)
Most Points Scored: 132 (Nov. 19, 1989)
Most Points Allowed: 125 (2x: last Mar. 27, 2011)
Fewest Points Scored: 66 (2x: last Feb. 9, 2010)
Fewest Points Allowed: 70 (Nov. 11, 2004)

Season-by-Season Results

1988-89: 4-2 2004-05: 1-1 2020-21: 0-2
 1989-90: 2-0 2005-06: 0-2 2021-22: 0-2
 1990-91: 2-0 2006-07: 2-0 2022-23: 0-2
 1991-92: 2-0 2007-08: 1-1 2023-24: 0-2
 1992-93: 2-0 2008-09: 2-0 2024-25: 1-1
 1993-94: 2-0 2009-10: 0-2
 1994-95: 2-0 2010-11: 0-2
 1995-96: 0-2 2011-12: 0-1
 1996-97: 0-2 2012-13: 0-2
 1997-98: 0-2 2013-14: 1-1
 1998-99: 0-1 2014-15: 2-0
 1999-00: 1-1 2015-16: 1-1
 2000-01: 1-1 2016-17: 0-2
 2001-02: 0-2 2017-18: 2-0
 2002-03: 1-1 2018-19: 1-1
 2003-04: 1-1 2019-20: 1-1

2024-25 Rockets vs. Heat Game-by-Game Results

DATE	GAME	FG-A	PCT	3FG-A	PCT	FT-A	PCT	OR-DR-REB	AST	PF	ST	TO	BS	PTS
12/29	@ HOUSTON	38-97	.392	13-40	.325	11-13	.846	19-33-52	24	21	5	13	4	100
18,055	Miami	37-84	.440	10-33	.303	20-28	.714	15-37-52	21	14	6	15	3	104
3/21	HOUSTON	39-83	.470	14-28	.500	10-21	.476	14-31-45	14	14	17	17	4	102
19,700	@ Miami	38-73	.521	10-24	.417	12-14	.857	5-29-34	25	16	8	21	5	98

2024-25 Rockets vs. Heat

PLAYER	G-GS	MIN	FIELD GOALS		3-POINT FG		FT-FTA	PCT	REBOUNDS			AST	PF	STL	TO	BLK	PTS	AVG
			FG-FGA	PCT	FG-FGA	PCT			OFF	DEF	TOT							
VanVleet	2-2	74	19-34	.559	13-21	.619	2-4	.500	2	5	7	9	7-0	6	4	2	53	26.5
Brooks	2-2	74	12-31	.387	6-19	.316	3-3	1.000	1	4	5	0	6-0	3	4	1	33	16.5
Sengun	2-2	68	12-29	.414	0-1	.000	2-6	.333	10	18	28	8	5-0	3	7	3	26	13.0
Ja. Green	2-2	67	9-33	.273	1-12	.083	6-7	.857	2	5	7	3	3-0	1	1	1	25	12.5
Thompson	2-1	66	10-18	.556	0-1	.000	3-5	.600	6	8	14	10	4-0	8	2	1	23	11.5
Smith Jr.	2-1	48	5-14	.357	5-9	.556	3-5	.600	1	8	9	0	3-0	0	4	0	18	9.0
Eason	1-0	27	2-6	.333	1-2	.500	2-2	1.000	3	5	8	2	1-0	0	4	0	7	7.0
Whitmore	1-0	12	3-7	.429	1-2	.500	0-0	---	0	3	3	0	0-0	0	0	0	7	7.0
Adams	2-0	33	4-5	.800	0-0	---	0-2	.000	9	8	17	4	3-0	1	1	0	8	4.0
Holiday	1-0	11	1-4	.250	0-1	.000	0-0	---	0	0	0	2	3-0	0	0	0	2	2.0
ROCKETS	2	480	77-181	.425	27-68	.397	21-34	.618	34	64	98	38	35-0	22	30	8	202	101.0

2024-25 Heat vs. Rockets

PLAYER	G-GS	MIN	FIELD GOALS		3-POINT FG		FT-FTA	PCT	REBOUNDS			AST	PF	STL	TO	BLK	PTS	AVG
			FG-FGA	PCT	FG-FGA	PCT			OFF	DEF	TOT							
Wiggins	1-1	30	10-13	.769	2-4	.500	8-9	.889	0	2	2	3	3-0	1	4	1	30	30.0
Jovic	1-0	31	5-9	.556	3-5	.600	5-5	1.000	2	5	7	6	1-0	0	0	0	18	18.0
Herrero	2-2	76	13-28	.464	3-8	.375	6-9	.667	0	9	9	13	2-0	0	9	0	35	17.5
Adebayo	2-2	72	10-25	.400	2-5	.400	6-9	.667	3	13	16	7	7-0	3	4	0	28	14.0
Rozier	1-1	38	6-19	.316	0-8	.000	2-2	1.000	1	4	5	0	1-0	1	2	1	14	14.0
Mitchell	1-0	34	5-10	.500	2-4	.500	0-0	---	0	3	3	4	3-0	0	3	1	12	12.0
Highsmith	2-1	61	9-14	.643	5-10	.500	0-0	---	5	7	12	5	2-0	6	4	1	23	11.5
Ware	2-1	49	10-13	.769	2-2	1.000	1-3	.333	3	18	21	3	5-0	2	2	3	23	11.5
Robinson	1-0	18	2-5	.400	0-3	.000	0-0	---	0	0	0	2	3-0	1	1	0	4	4.0
Jaquez Jr.	2-1	31	3-8	.375	0-1	.000	0-0	---	3	2	5	2	0-0	0	2	1	6	3.0
Love	2-1	20	1-7	.143	0-1	.000	3-4	.750	3	3	6	1	2-0	0	1	0	5	2.5
Burks	2-0	22	1-6	.167	1-6	.167	1-1	1.000	0	0	0	0	1-0	0	2	0	4	2.0
HEAT	2	480	75-157	.478	20-57	.351	32-42	.762	20	66	86	46	30-0	14	36	8	202	101.0

Milwaukee Bucks



SEASON SERIES

	2024-25	All-Time	Playoffs
Overall	1-1	63-76	0-0
Home	1-0	44-26	0-0
Away	0-1	18-47	0-0
Neutral	0-0	1-3	0-0

Series Information

Current Streak: Won 1
Current Home Streak: Won 3
Current Road Streak: Lost 6
Longest Winning Streak: 8 (Dec. 31, 2004-Dec. 31, 2008)
Longest Losing Streak: 11 (Mar. 22, 1969-Feb. 24, 1971)
Biggest Winning Margin: 28 (2x: last 127-99; Feb. 17, 2010)
Biggest Losing Margin: 39 (115-76; Feb. 20, 2002)
Most Points Scored: 143 (April 29, 2021)
Most Points Allowed: 143 (Dec. 31, 1969)
Fewest Points Scored: 76 (2x: last Feb. 20, 2002)
Fewest Points Allowed: 80 (2x: last Jan. 23, 2006)

Season-by-Season Results

1968-69: 2-4 1984-85: 0-2 2001-02: 1-1 2017-18: 2-0
 1969-70: 0-6 1985-86: 0-2 2002-03: 1-1 2018-19: 0-2
 1970-71: 1-4 1986-87: 0-2 2003-04: 2-0 2019-20: 1-1
 1971-72: 0-5 1987-88: 2-0 2004-05: 1-1 2020-21: 1-1
 1972-73: 1-3 1988-89: 1-1 2005-06: 2-0 2021-22: 0-2
 1973-74: 0-4 1989-90: 1-1 2006-07: 2-0 2022-23: 1-1
 1974-75: 3-1 1990-91: 2-0 2007-08: 2-0 2023-24: 1-1
 1975-76: 2-2 1991-92: 1-1 2008-09: 1-1 2024-25: 1-1
 1976-77: 3-1 1992-93: 1-1 2009-10: 2-0
 1977-78: 1-3 1993-94: 1-1 2010-11: 1-1
 1978-79: 2-2 1994-95: 1-1 2011-12: 0-1
 1979-80: 1-1 1995-96: 2-0 2012-13: 1-1
 1980-81: 0-2 1996-97: 1-1 2013-14: 2-0
 1981-82: 1-1 1997-98: 1-1 2014-15: 2-0
 1982-83: 0-2 1999-00: 0-2 2015-16: 1-1
 1983-84: 1-1 2000-01: 2-0 2016-17: 1-1

2024-25 Rockets vs. Bucks Game-by-Game Results

DATE	GAME	FG-A	PCT	3FG-A	PCT	FT-A	PCT	OR-DR-REB	AST	PF	ST	TO	BS	PTS
11/18	HOUSTON	40-100	.400	9-32	.281	11-13	.846	16-37-53	19	15	9	13	6	100
17.341	@ Milwaukee	38-83	.458	13-33	.394	12-19	.632	4-39-43	21	18	8	16	1	101
2/25	@ HOUSTON	37-91	.407	12-35	.343	14-18	.778	16-37-53	18	17	6	17	9	100
18.055	Milwaukee	34-85	.400	12-37	.324	17-23	.739	4-33-37	19	13	11	15	5	97

2024-25 Rockets vs. Bucks

PLAYER	G-GS	MIN	FIELD GOALS		3-POINT FG		FT-FTA	PCT	REBOUNDS			AST	PF	STL	TO	BLK	PTS	AVG
			FG-FGA	PCT	FG-FGA	PCT			OFF	DEF	TOT							
VanVleet	1-1	35	9-23	.391	3-11	.273	5-5	1.000	0	6	6	5	1-0	1	0	1	26	26.0
Ja. Green	2-2	76	18-44	.409	8-19	.421	2-2	1.000	2	15	17	5	4-0	0	7	0	46	23.0
Sengun	2-2	74	16-37	.432	0-2	.000	9-12	.750	7	11	18	8	6-0	2	5	3	41	20.5
Brooks	2-2	55	8-21	.381	5-11	.455	0-0	---	2	10	12	5	8-0	2	2	1	21	10.5
Eason	2-1	63	9-19	.474	3-9	.333	0-0	---	5	15	20	2	5-0	6	4	4	21	10.5
Thompson	2-1	64	8-13	.615	0-0	---	3-5	.600	6	10	16	8	3-0	2	3	3	19	9.5
Smith Jr.	2-1	58	5-14	.357	1-7	.143	6-6	1.000	6	4	10	1	2-0	0	3	1	17	8.5
Holiday	2-0	20	2-5	.400	1-3	.333	0-1	.000	2	1	3	2	0-0	1	0	1	5	2.5
Adams	2-0	5	1-2	.500	0-0	---	0-0	---	1	1	2	0	0-0	0	1	0	2	1.0
Je. Green	2-0	14	1-4	.250	0-2	.000	0-0	---	0	0	0	1	1-0	1	0	1	2	1.0
Landale	1-0	9	0-4	.000	0-1	.000	0-0	---	0	1	1	0	1-0	0	0	0	0	0.0
Sheppard	1-0	5	0-3	.000	0-1	.000	0-0	---	1	0	1	0	0-0	0	1	0	0	0.0
Tate	1-0	2	0-2	.000	0-1	.000	0-0	---	0	0	0	0	1-0	0	1	0	0	0.0
ROCKETS	2-2	480	77-191	.403	21-67	.313	25-31	.806	32	74	106	37	32-0	15	30	15	200	100.0

2024-25 Bucks vs. Rockets

PLAYER	G-GS	MIN	FIELD GOALS		3-POINT FG		FT-FTA	PCT	REBOUNDS			AST	PF	STL	TO	BLK	PTS	AVG
			FG-FGA	PCT	FG-FGA	PCT			OFF	DEF	TOT							
Anetokounmpo	2-2	67	18-34	.529	0-1	.000	11-19	.579	3	20	23	10	5-0	1	9	4	47	23.5
Lillard	2-2	73	13-40	.325	4-17	.235	10-12	.833	0	5	5	13	1-0	1	5	0	40	20.0
Lopez	2-2	75	15-25	.600	6-14	.429	3-4	.750	2	16	18	4	4-0	4	0	7	39	19.5
Portis Jr.	1-0	21	4-9	.444	1-1	1.000	0-0	---	1	0	4	1	1-0	0	1	1	11	11.0
Kuzma	1-1	34	4-10	.400	1-4	.250	0-1	.000	1	5	6	1	1-0	1	3	0	9	9.0
Green	2-0	62	6-14	.429	5-13	.385	0-0	---	1	9	10	3	6-0	1	0	0	17	8.5
Trent Jr.	2-0	44	6-14	.429	4-7	.571	1-2	.500	0	3	3	0	6-0	1	1	0	17	8.5
Wright	1-0	23	2-4	.500	2-4	.500	0-0	---	1	3	4	2	1-0	1	1	0	6	6.0
Porter Jr.	1-0	11	2-7	.286	0-1	.000	0-0	---	0	0	0	0	0-0	3	4	0	4	4.0
Prince	2-2	52	2-10	.200	2-8	.250	2-2	1.000	0	3	3	6	2-0	6	4	0	8	4.0
Jackson Jr.	2-1	5	0-1	.000	0-0	---	0-0	---	0	1	1	0	1-0	0	0	0	0	0.0
Sims	1-0	13	0-0	---	0-0	---	0-0	---	0	3	3	0	3-0	0	1	0	0	0.0
BUCKS	2-2	480	72-168	.429	25-70	.357	29-42	.690	8	72	80	40	31-0	19	31	13	198	99.0

Minnesota Timberwolves



SEASON SERIES

	2024-25	All-Time	Playoffs
Overall	2-2	85-55	7-1
Home	1-1	47-21	5-0
Away	1-1	38-34	2-1
Neutral	0-0	0-0	0-0

Series Information

Current Streak: Won 1
Current Home Streak: Won 1
Current Road Streak: Lost 1
Longest Winning Streak: 14 (Feb. 5, 2007-Jan. 24, 2011)
Longest Losing Streak: 7 (Apr. 27, 2021-Jan. 21, 2023)
Biggest Winning Margin: 31 (113-82; Jan. 11, 2008)
Biggest Losing Margin: 32 (122-90; Mar. 30, 2000)
Most Points Scored: 142 (Feb. 25, 2017)
Most Points Allowed: 141 (Jan. 9, 2022)
Fewest Points Scored: 75 (2x: last Dec. 16, 2003)

Season-by-Season Results

1989-90: 2-2 2005-06: 2-2 2021-22: 0-3
 1990-91: 5-0 2006-07: 2-2 2022-23: 1-3
 1991-92: 3-2 2007-08: 3-0 2023-24: 0-3
 1992-93: 4-2 2008-09: 4-0 2024-25: 2-2
 1993-94: 4-1 2009-10: 3-0
 1994-95: 3-2 2010-11: 3-1
 1995-96: 2-2 2011-12: 1-3
 1996-97: 4-0 2012-13: 2-1
 1997-98: 1-3 2013-14: 3-1
 1998-99: 2-1 2014-15: 4-0
 1999-00: 0-4 2015-16: 3-0
 2000-01: 2-2 2016-17: 3-1
 2001-02: 2-2 2017-18: 4-0
 2002-03: 2-2 2018-19: 1-2
 2003-04: 2-2 2019-20: 4-0
 2004-05: 1-2 2020-21: 1-2

2024-25 Rockets vs. Timberwolves Game-by-Game Results

DATE	GAME	FG-A	PCT	3FG-A	PCT	FT-A	PCT	OR-DR-REB	AST	PF	ST	TO	BS	PTS
11/26	HOUSTON	45-99	.455	15-37	.405	12-13	.923	7-37-44	31	20	12	12	9	117
18/978	@ Minnesota	42-98	.429	9-38	.237	18-20	.900	14-38-52	21	18	6	17	4	111
12/27	@ HOUSTON	45-92	.489	10-30	.333	12-19	.632	16-31-47	19	16	7	14	3	112
18/055	Minnesota	42-83	.506	21-43	.486	8-16	.500	10-30-40	25	22	8	16	6	113
2/6	HOUSTON	41-84	.488	12-31	.387	20-28	.714	12-27-39	26	18	10	12	7	114
18/978	@ Minnesota	45-94	.479	16-39	.410	21-24	.875	18-29-47	23	21	5	13	6	127
2/21	@ HOUSTON	42-84	.500	13-26	.500	24-32	.750	9-39-48	18	25	5	20	6	121
18/055	Minnesota	41-92	.446	11-38	.289	22-26	.846	7-28-35	22	22	10	9	6	115

2024-25 Rockets vs. Timberwolves

PLAYER	G-GS	MIN	FIELD GOALS			3-POINT FG			REBOUNDS			AST	PF	STL	TO	BLK	PTS	AVG
			FG-FGA	PCT	FG-FGA	PCT	FT-FTA	PCT	OFF	DEF	TOT							
Sengun	4-4	151	39-80	.488	1-8	.125	21-28	.750	19	26	45	21	15-0	6	14	3	100	25.0
VanVleet	2-2	83	16-41	.390	11-22	.500	2-4	.500	1	13	14	18	5-0	0	4	1	45	22.5
Ja. Green	4-4	139	29-70	.414	12-30	.400	16-23	.696	1	15	16	17	1-0	5	8	0	86	21.5
Thompson	4-3	154	28-40	.700	1-3	.333	11-13	.846	8	24	32	12	10-0	7	4	9	68	17.0
Smith Jr.	3-2	119	18-30	.600	9-18	.500	1-2	.500	2	20	22	6	8-1	0	6	4	46	15.3
Brooks	3-3	105	17-32	.531	9-17	.529	2-3	.667	2	10	12	5	11-0	1	2	1	45	15.0
Whitmore	2-0	40	6-18	.333	3-10	.300	5-7	.714	1	5	6	1	2-0	0	0	0	20	10.0
Eason	3-2	73	9-20	.450	0-4	.000	4-4	1.000	3	7	10	3	11-0	8	5	6	22	7.3
Landale	2-0	25	5-7	.714	1-1	1.000	2-3	.667	2	4	6	2	3-0	1	3	0	13	6.5
Holiday	2-0	24	2-6	.333	2-3	.667	4-5	.800	0	1	1	2	1-0	2	0	0	10	5.0
Tate	3-0	34	3-7	.429	0-2	.000	0-0	---	3	7	10	3	7-0	3	2	0	6	2.0
Sheppard	3-0	30	1-7	.143	1-6	.167	0-0	---	1	2	3	3	4-0	2	5	1	3	1.0
Adams	2-0	7	0-1	.000	0-0	---	0-0	---	1	0	1	1	1-0	1	0	0	0	0.0
ROCKETS	4-4	985	173-359	.482	50-124	.403	68-92	.739	44	134	178	94	79-1	36	58	25	464	116.0

2024-25 Timberwolves vs. Rockets

PLAYER	G-GS	MIN	FIELD GOALS			3-POINT FG			REBOUNDS			AST	PF	STL	TO	BLK	PTS	AVG
			FG-FGA	PCT	FG-FGA	PCT	FT-FTA	PCT	OFF	DEF	TOT							
A. Edwards	4-4	156	41-96	.427	16-46	.348	33-38	.868	5	21	26	13	9-0	1	13	6	131	32.8
Randle	2-2	71	19-34	.559	5-7	.714	5-5	1.000	3	11	14	11	8-0	1	8	1	48	24.0
Reid	4-2	121	28-58	.483	8-26	.308	6-8	.750	8	21	29	8	13-1	5	6	6	70	17.5
DiVincenzo	2-1	58	8-17	.471	6-14	.429	3-4	.750	0	5	5	7	5-0	3	5	1	25	12.5
McDaniels	4-4	133	18-52	.346	2-21	.095	6-7	.857	9	15	24	10	13-0	6	7	2	44	11.0
Alexander-Walker	4-1	134	17-31	.548	7-14	.500	1-1	1.000	3	11	14	13	7-0	1	4	1	42	10.5
Clark	2-0	39	5-9	.556	4-6	.667	3-4	.750	3	1	4	3	2-0	3	0	0	17	8.5
Gobert	3-3	107	10-16	.625	0-0	---	5-12	.417	11	24	35	2	11-0	0	3	4	25	8.3
Conley	3-3	76	7-15	.467	5-10	.500	5-5	1.000	1	6	7	12	5-0	4	2	1	24	8.0
Dillingham	3-0	46	9-22	.409	2-9	.222	0-0	---	1	6	7	7	3-0	3	4	0	20	6.7
Shannon Jr.	2-0	26	5-11	.455	1-3	.333	0-0	---	1	2	3	3	1-0	1	1	0	11	5.5
Garza	2-0	13	2-5	.400	0-1	.000	2-2	1.000	4	2	6	1	5-0	0	0	0	6	3.0
Minott	1-0	6	1-1	1.000	1-1	1.000	0-0	---	0	0	0	1	1-0	1	0	0	3	3.0
TIMBERWOLVES	4-4	985	170-367	.463	57-158	.361	69-86	.802	49	125	174	91	83-1	29	55	22	466	116.5

New Orleans Pelicans



SEASON SERIES

	2024-25	All-Time	Playoffs
Overall	4-0	48-38	0-0
Home	2-0	28-15	0-0
Away	2-0	20-23	0-0
Neutral	0-0	0-0	0-0

Series Information

Current Streak: Won 4
Current Home Streak: Won 2
Current Road Streak: Won 2
Longest Winning Streak: 6 (Dec. 29, 2002-Mar. 25, 2005)
Longest Losing Streak: 5 (Jan. 2, 2010-Jan. 14, 2011)
Biggest Winning Margin: 29 (146-117; Mar. 8, 2025)
Biggest Losing Margin: 29 (101-130; Feb. 8, 2021)
Most Points Scored: 146; Mar. 8, 2025
Most Points Allowed: 130 (2x; last: Mar. 13, 2022)
Fewest Points Scored: 69 (Mar. 19, 2008)
Fewest Points Allowed: 66 (Apr. 13, 2009)

Season-by-Season Results

2002-03: 1-1 2012-13: 3-1 2022-23: 1-3
 2003-04: 2-0 2013-14: 3-1 2023-24: 2-2
 2004-05: 3-1 2014-15: 2-2 2024-25: 4-0
 2005-06: 1-3 2015-16: 3-1
 2006-07: 1-3 2016-17: 3-1
 2007-08: 2-2 2017-18: 3-1
 2008-09: 3-1 2018-19: 2-2
 2009-10: 1-3 2019-20: 3-1
 2010-11: 1-3 2020-21: 1-2
 2011-12: 2-1 2021-22: 1-3

2024-25 Rockets vs. Pelicans Game-by-Game Results

DATE	GAME	FG-A	PCT	3FG-A	PCT	FT-A	PCT	OR-DR-REB	AST	PF	ST	TO	BS	PTS
12/19	@ HOUSTON	50-87	.575	17-39	.436	16-19	.852	6-36-42	34	20	7	12	6	133
18,055	New Orleans	41-92	.446	13-28	.464	18-25	.720	11-26-37	25	22	6	12	2	113
12/26	HOUSTON	46-97	.474	18-47	.383	18-23	.783	18-36-54	19	14	7	16	9	128
16,052	@ New Orleans	43-99	.434	12-37	.324	13-18	.722	17-27-44	29	16	12	16	2	111
3/6	HOUSTON	46-81	.568	9-29	.310	8-18	.444	9-32-41	33	24	10	19	6	109
17,636	@ New Orleans	31-83	.373	9-27	.333	26-33	.788	15-26-41	17	19	9	15	7	97
3/8	@ HOUSTON	55-99	.556	17-40	.425	19-21	.905	15-33-48	32	13	9	11	7	146
18,055	New Orleans	48-99	.485	12-33	.364	9-16	.562	18-26-44	29	17	7	14	4	117

2024-25 Rockets vs. Pelicans

PLAYER	G-GS	FIELD GOALS			3-POINT FG			REBOUNDS			AST	PF	STL	TO	BLK	PTS	AVG	
		MIN	FG-FGA	PCT	FG-FGA	PCT	FT-FTA	PCT	OFF	DEF								TOT
Brooks	3-3	95	25-39	.641	14-25	.560	3-4	.750	3	12	15	6	10-0	2	2	0	67	22.3
Ja. Green	4-4	124	33-68	.485	14-35	.400	7-8	.875	1	16	17	16	5-0	3	5	1	87	21.8
VanVleet	2-2	61	11-23	.478	9-19	.474	7-8	.875	5	3	8	13	2-0	3	4	2	38	19.0
Sengun	4-4	127	33-50	.660	0-0	.000	9-14	.643	8	25	33	27	13-0	5	9	4	75	18.8
Eason	2-2	55	13-25	.520	4-11	.364	2-2	1.000	2	2	4	5	4-0	5	6	1	32	16.0
Whitmore	3-0	38	13-21	.619	4-9	.444	9-10	.900	1	4	5	3	0-0	1	0	0	39	13.0
Smith Jr.	4-2	113	19-40	.475	7-21	.333	6-8	.750	4	14	18	7	7-0	3	2	5	41	12.8
Thompson	4-3	126	22-35	.629	0-0	.000	5-10	.500	13	21	34	21	7-0	1	11	9	49	12.3
Holiday	3-0	49	10-19	.526	6-12	.500	6-6	1.000	0	7	7	4	3-0	1	2	1	32	10.7
Tate	3-0	25	5-8	.625	0-0	.000	4-4	1.000	1	2	3	1	2-0	1	1	0	14	4.7
Je. Green	3-0	20	4-5	.800	2-3	.667	1-2	.500	1	3	4	1	1-0	1	2	1	11	3.7
Adams	4-0	58	6-9	.667	0-0	.000	1-3	.333	7	18	25	9	6-0	4	6	3	13	3.3
Williams	1-0	6	1-4	.250	1-3	.333	0-0	.000	0	0	0	0	1-0	1	0	1	3	3.0
Sheppard	3-0	45	2-17	.118	0-6	.000	1-2	.500	2	8	10	5	4-0	2	2	1	5	1.7
Landale	3-0	17	0-1	.000	0-1	.000	0-0	.000	0	2	2	0	2-0	0	3	1	0	0.0
ROCKETS	4-4	960	197-364	.541	61-155	.394	61-81	.753	48	137	185	118	71-0	33	58	28	516	129.0

2024-25 Pelicans vs. Rockets

PLAYER	G-GS	FIELD GOALS			3-POINT FG			REBOUNDS			AST	PF	STL	TO	BLK	PTS	AVG	
		MIN	FG-FGA	PCT	FG-FGA	PCT	FT-FTA	PCT	OFF	DEF								TOT
Murphy II	4-4	136	32-60	.533	11-27	.407	13-15	.867	4	10	14	7	8-0	2	7	3	88	22.0
Williamson	2-2	60	15-34	.441	0-0	.000	10-14	.714	6	6	12	6	5-0	3	8	2	40	20.0
Murray	2-2	58	12-27	.444	3-7	.429	4-5	.800	1	8	9	12	3-0	4	7	0	31	15.5
McCollum	4-4	122	22-57	.386	10-23	.435	7-10	.700	3	11	14	13	5-0	2	8	0	61	15.3
Jones	2-2	62	11-27	.407	4-10	.400	4-4	1.000	5	3	8	9	5-0	0	3	0	30	15.0
Alvarado	2-0	46	10-25	.400	3-11	.273	1-1	1.000	1	5	6	11	2-0	5	0	0	24	12.0
Boston Jr.	2-0	41	10-23	.435	2-5	.400	2-3	.667	1	8	9	4	3-0	7	3	0	24	12.0
Missi	4-4	117	15-23	.652	0-0	.000	7-10	.700	13	17	30	10	10-0	1	2	2	37	9.3
Matkovic	2-0	45	7-14	.500	0-3	.000	3-5	.600	6	7	13	4	8-0	2	1	2	17	8.5
Green	2-0	36	7-9	.778	1-1	1.000	0-1	.000	3	5	8	0	3-0	1	1	1	15	7.5
Hawkins	4-0	83	9-35	.257	6-23	.261	6-9	.667	4	4	8	2	5-0	3	3	1	30	7.5
Olynyk	2-2	45	2-10	.200	1-2	.500	3-4	.750	2	9	11	8	5-0	0	4	3	8	4.0
Robinson-Earl	3-0	36	6-11	.545	3-7	.429	1-1	1.000	3	4	7	3	2-0	0	1	0	16	5.3
Cain	1-0	8	1-4	.250	1-2	.500	2-4	.500	1	2	3	2	2-0	1	2	0	5	5.0
Reeves	2-0	11	3-7	.429	1-3	.333	0-0	.000	1	0	1	3	0-0	0	1	0	7	3.5
Jemison	1-0	15	1-3	.333	0-0	.000	1-4	.250	5	1	6	2	3-0	0	0	0	3	3.0
Thisis	1-0	19	0-2	.000	0-1	.000	2-2	1.000	1	4	5	2	4-0	1	1	0	2	2.0
Brown	1-0	19	0-2	.000	0-1	.000	0-0	.000	1	1	2	2	1-0	2	1	0	0	0.0
PELICANS	4-4	960	163-373	.437	46-126	.365	66-92	.717	61	105	166	100	74-0	34	57	14	438	109.5

New York Knicks



SEASON SERIES			
	2024-25	All-Time	Playoffs
Overall	1-1	76-79	6-4
Home	1-0	46-31	5-1
Away	0-1	29-47	1-3
Neutral	0-0	1-1	0-0

Series Information

Current Streak: Lost 1
Current Home Streak: Won 2
Current Road Streak: Lost 6
Longest Winning Streak: 11 (Jan. 9, 2009-Jan. 8, 2015)
Longest Losing Streak: 10 (Oct. 28, 1971-Jan. 12, 1973)
Biggest Winning Margin: 31 (111-79; Jan. 8, 2004)
Biggest Losing Margin: 30 (125-95; Feb. 11, 1993)
Most Points Scored: 139 (Mar. 19, 1980)
Most Points Allowed: 137 (Mar. 27, 2023)
Fewest Points Scored: 74 (2x: last Feb. 22, 1998)
Fewest Points Allowed: 71 (Jan. 21, 2004)

Season-by-Season Results

1967-68: 1-6 1983-84: 0-2 2000-01: 2-0 2016-17: 2-0
 1968-69: 3-3 1984-85: 2-0 2001-02: 1-1 2017-18: 2-0
 1969-70: 1-5 1985-86: 2-0 2002-03: 0-2 2018-19: 2-0
 1970-71: 1-4 1986-87: 1-1 2003-04: 2-0 2019-20: 1-1
 1971-72: 0-5 1987-88: 1-1 2004-05: 1-1 2020-21: 0-2
 1972-73: 1-5 1988-89: 0-2 2005-06: 2-0 2021-22: 0-2
 1973-74: 4-2 1989-90: 1-1 2006-07: 2-0 2022-23: 0-2
 1974-75: 1-3 1990-91: 2-0 2007-08: 2-0 2023-24: 1-1
 1975-76: 3-2 1991-92: 1-1 2008-09: 1-1 2024-25: 1-1
 1976-77: 2-2 1992-93: 1-1 2009-10: 2-0
 1977-78: 2-2 1993-94: 2-0 2010-11: 2-0
 1978-79: 4-0 1994-95: 0-2 2011-12: 1-0
 1979-80: 3-3 1995-96: 0-2 2012-13: 2-0
 1980-81: 0-2 1996-97: 1-1 2013-14: 2-0
 1981-82: 1-1 1997-98: 1-1 2014-15: 2-0
 1982-83: 0-2 1999-00: 0-2 2015-16: 1-1

2024-25 Rockets vs. Knicks Game-by-Game Results

DATE	GAME	FG-A	PCT	3FG-A	PCT	FT-A	PCT	OR-DR-REB	AST	PF	ST	TO	BS	PTS
11/4	@ HOUSTON	43-88	.489	8-33	.242	15-18	.833	11-39-50	21	20	4	11	6	109
16.417	New York	34-88	.386	11-28	.393	18-21	.857	13-26-39	20	18	6	10	4	97
2/3	HOUSTON	48-104	.462	8-28	.286	14-15	.933	20-30-50	27	26	8	17	6	118
19.812	@ New York	47-93	.505	6-26	.231	24-30	.800	12-38-40	24	15	9	14	5	124

2024-25 Rockets vs. Knicks

PLAYER	G-GS	MIN	FIELD GOALS		3-POINT FG		FT-FTA	PCT	REBOUNDS			AST	PF	STL	TO	BLK	PTS	AVG
			FG-FGA	PCT	FG-FGA	PCT			OFF	DEF	TOT							
Sengun	1-1	33	11-15	.733	0-3	.000	3-3	1.000	2	12	14	5	2-0	0	4	4	25	25.0
VanVleet	1-1	36	8-14	.571	1-5	.200	2-2	1.000	1	1	2	5	3-0	2	1	1	19	19.0
Thompson	2-1	70	14-25	.560	0-3	.000	9-9	1.000	5	15	20	14	8-0	3	3	1	37	18.5
Ja. Green	2-2	68	14-37	.378	3-16	.188	5-5	1.000	1	8	9	8	2-0	1	9	0	36	18.0
Whitmore	1-0	23	7-14	.500	2-4	.500	2-3	.667	0	5	5	1	0-0	2	1	1	18	18.0
Holiday	1-0	17	6-10	.600	3-7	.429	0-0	---	0	2	2	0	5-0	0	1	0	15	15.0
Brooks	2-2	71	8-21	.381	4-8	.500	4-4	1.000	5	4	9	1	10-0	2	1	0	24	12.0
Eason	2-1	58	8-18	.444	1-4	.250	2-3	.667	5	6	11	2	6-0	1	4	19	9.5	
Tate	1-1	22	4-7	.571	0-1	.000	0-0	---	1	0	1	6	4-0	1	0	0	8	8.0
Smith Jr.	1-1	22	3-8	.375	1-5	.200	0-0	---	0	6	6	1	2-0	0	1	0	7	7.0
Adams	2-0	40	5-13	.385	0-0	---	2-4	.500	10	8	18	4	4-0	0	2	1	12	6.0
Sheppard	2-0	20	3-10	.300	1-5	.200	0-0	---	1	2	3	1	0-0	0	1	0	7	3.5
ROCKETS	2-2	480	91-192	.474	16-61	.262	29-33	.879	31	69	100	48	46-0	12	28	12	227	113.5

2023-24 Knicks vs. Rockets

PLAYER	G-GS	MIN	FIELD GOALS		3-POINT FG		FT-FTA	PCT	REBOUNDS			AST	PF	STL	TO	BLK	PTS	AVG
			FG-FGA	PCT	FG-FGA	PCT			OFF	DEF	TOT							
Brunson	2-2	79	23-51	.451	3-8	.375	22-23	.957	3	6	9	18	3-0	3	5	0	71	35.5
Anunoby	1-1	40	7-14	.500	5-6	.833	2-3	.667	1	5	6	2	2-0	1	0	2	21	21.0
Towns	2-1	71	16-37	.432	1-7	.143	6-9	.667	11	17	28	2	10-1	1	4	2	39	19.5
Bridges	2-2	80	15-32	.469	5-15	.333	2-6	.400	2	4	6	4	0-0	2	5	2	37	18.5
Hart	2-2	78	12-21	.571	0-3	.000	7-7	1.000	2	10	12	12	5-0	2	5	1	31	15.5
Achiuwa	1-1	34	2-3	.667	0-0	---	3-4	.750	3	6	9	0	1-0	2	0	0	7	7.0
Payne	1-0	11	2-5	.400	1-4	.250	0-0	---	0	1	1	2	0-0	1	0	0	5	5.0
McBride	2-0	52	3-16	.188	1-9	.111	0-0	---	0	1	1	3	4-0	3	1	1	7	3.5
Kolek	1-0	6	1-1	1.000	0-0	---	0-0	---	0	0	0	0	0-0	0	0	0	3	3.0
Hukporti	1-0	8	0-0	.000	0-0	---	0-0	---	1	1	2	0	0-0	0	0	0	0	0.0
Shamet	1-0	6	0-0	.000	0-1	.000	0-0	---	1	0	1	0	0-0	0	0	0	0	0.0
Sims	2-0	16	0-0	.000	0-0	---	0-0	---	1	3	4	1	4-0	0	1	0	0	0.0
KNICKS	2-2	480	81-181	.448	17-54	.315	42-51	.824	25	54	79	44	33-1	15	24	9	221	110.5

Oklahoma City Thunder



SEASON SERIES			
	2024-25	All-Time	Playoffs
Overall	2-3	119-124	21-28
Home	2-0	75-44	12-9
Away	0-2	40-77	5-16
Neutral	0-1	4-3	4-3

Series Information

Current Streak: Won 1
Current Home Streak: Won 2
Current Road Streak: Lost 2
Longest Winning Streak: 13 (Jan. 3, 2007-Dec. 19, 2009)
Longest Losing Streak: 9 (Apr. 16, 1994-Apr. 15, 1996)
Biggest Winning Margin: 40 (113-73; Apr. 13, 1997)
Biggest Losing Margin: 56 (136-80; Dec. 6, 1986)
Most Points Scored: 148 (Nov. 14, 1969)
Most Points Allowed: 153 (Feb. 4, 2023)
Fewest Points Scored: 69 (Nov. 16, 2014)
Fewest Points Allowed: 65 (Nov. 16, 2014)

Season-by-Season Results

1967-68: 3-5 1982-83: 1-4 1997-98: 1-3 2012-13: 1-2
 1968-69: 3-3 1983-84: 3-2 1998-99: 2-1 2013-14: 1-3
 1969-70: 4-2 1984-85: 3-2 1999-00: 1-3 2014-15: 2-0
 1970-71: 5-1 1985-86: 3-2 2000-01: 2-2 2015-16: 3-2
 1971-72: 3-3 1986-87: 1-4 2001-02: 2-2 2016-17: 3-1
 1972-73: 2-2 1987-88: 3-2 2002-03: 2-2 2017-18: 1-2
 1973-74: 1-3 1988-89: 2-2 2003-04: 1-3 2018-19: 1-3
 1974-75: 1-3 1989-90: 2-2 2004-05: 3-1 2019-20: 1-2
 1975-76: 2-2 1990-91: 2-2 2005-06: 3-1 2020-21: 1-2
 1976-77: 3-1 1991-92: 1-3 2006-07: 3-0 2021-22: 3-1
 1977-78: 0-4 1992-93: 1-3 2007-08: 4-0 2022-23: 2-2
 1978-79: 2-2 1993-94: 2-2 2008-09: 3-0 2023-24: 2-2
 1979-80: 1-1 1994-95: 0-4 2009-10: 3-1 2024-25: 2-3
 1980-81: 4-1 1995-96: 0-4 2010-11: 1-3
 1981-82: 2-3 1996-97: 3-1 2011-12: 2-2

2024-25 Rockets vs. Thunder Game-by-Game Results

DATE	GAME	FG-A	PCT	3FG-A	PCT	FT-A	PCT	OR-DR	REB	AST	PF	ST	TO	BS	PTS
11/8	HOUSTON	39-90	.433	11-30	.367	18-26	.692	14-34	48	19	18	7	17	3	107
18,203	@ HOUSTON	46-90	.511	14-37	.378	20-23	.870	7-34	41	24	23	9	11	8	126
12/1	@ HOUSTON	38-82	.413	13-37	.351	30-39	.769	15-36	51	20	21	3	10	6	119
18,055	Oklahoma City	42-94	.447	13-39	.333	19-25	.760	11-35	46	30	26	5	7	4	116
12/14	HOUSTON	35-96	.365	11-46	.239	15-25	.600	19-30	49	17	25	7	16	3	96
17,937	Oklahoma City	36-80	.450	11-30	.367	28-32	.875	4-39	43	19	24	12	12	4	111
3/3	HOUSTON	49-101	.485	16-35	.457	14-17	.824	15-34	49	20	21	8	16	7	128
17,714	@ HOUSTON	48-97	.495	17-37	.459	24-27	.889	14-35	49	31	18	11	13	6	127
4/4	@ HOUSTON	45-92	.489	13-29	.448	22-26	.846	14-34	48	24	16	10	15	5	135
18,055	Oklahoma City	43-89	.483	13-35	.371	12-15	.800	7-26	33	24	20	7	15	6	111

2024-25 Rockets vs. Thunder

PLAYER	G-GS	FIELD GOALS			3-POINT FG			FT-FTA	PCT	REBOUNDS			AST	PF	STL	TO	BLK	PTS	AVG
		MIN	FG-FGA	PCT	FG-FGA	PCT	OFF			DEF	TOT								
Sengun	4-4	132	27-66	.409	1-4	.250	20-27	.741	15	21	36	21	13-0	6	10	1	75	18.8	
VanVleet	4-4	145	22-52	.423	11-31	.355	15-19	.789	3	11	14	18	9-0	3	3	0	70	17.5	
Ja. Green	5-5	158	29-72	.403	8-34	.235	21-25	.840	1	18	19	16	10-0	4	13	3	87	17.4	
Brooks	3-3	89	17-40	.425	9-21	.429	4-4	1.000	6	10	16	6	13-0	0	1	4	47	15.7	
Thompson	4-1	118	24-47	.511	2-7	.286	8-12	.667	11	17	28	9	12-0	4	9	3	58	14.5	
Whitmore	2-1	41	10-19	.526	4-6	.667	3-4	.750	4	7	11	3	2-0	2	0	3	27	13.5	
Smith Jr.	5-4	158	19-52	.365	7-19	.368	8-10	.800	12	34	46	5	9-0	2	6	6	53	10.6	
Dante	1-0	19	4-6	.667	0-0	---	2-3	.667	4	5	9	1	4-0	0	1	2	10	10.0	
Eason	4-0	85	12-37	.324	6-20	.300	5-8	.625	6	11	17	2	7-0	5	4	35	8.8		
Sheppard	4-1	60	13-24	.542	4-11	.364	4-4	1.000	0	5	5	9	3-0	3	4	1	34	8.5	
Tate	3-0	32	6-11	.545	3-6	.500	2-3	.667	4	5	9	3	5-0	2	4	0	17	5.7	
Adams	4-1	48	7-11	.636	0-0	---	4-9	.444	10	11	21	1	3-0	3	4	1	18	4.5	
McVeigh	2-0	13	3-4	.750	3-4	.750	0-0	---	0	2	2	0	0-0	0	1	0	9	4.5	
Holiday	4-0	32	6-11	.545	4-7	.571	1-1	1.000	0	2	2	4	3-0	0	5	0	17	4.3	
Je. Green	2-0	20	2-3	.667	2-3	.667	0-0	---	0	4	4	1	0-0	0	1	0	6	3.0	
Landale	2-1	27	3-7	.429	0-2	.000	0-2	.000	1	4	5	1	4-0	0	2	0	6	3.0	
Williams	2-0	24	2-9	.222	0-2	.000	2-2	1.000	0	1	1	0	4-0	1	3	0	6	3.0	
ROCKETS	5	1200	206-471	.437	64-177	.362	99-133	.744	77	168	245	100	101-0	35	74	24	575	115.0	

2024-25 Thunder vs. Rockets

PLAYER	G-GS	FIELD GOALS			3-POINT FG			FT-FTA	PCT	REBOUNDS			AST	PF	STL	TO	BLK	PTS	AVG
		MIN	FG-FGA	PCT	FG-FGA	PCT	OFF			DEF	TOT								
Gilgeous-Alexand	5-5	173	57-108	.528	12-30	.400	40-45	.889	6	24	30	30	10-0	12	11	3	166	33.2	
Jal. Williams	5-5	174	43-89	.483	10-21	.476	17-21	.810	1	21	22	22	11-0	5	10	4	113	22.6	
Holmgren	3-3	91	18-35	.514	10-17	.588	14-16	.875	4	16	20	5	9-0	2	7	8	60	20.0	
Hartenstein	4-4	117	29-37	.784	0-1	.000	6-10	.600	7	26	33	16	17-0	3	8	5	64	16.0	
Dort	5-5	132	13-38	.342	11-30	.367	4-6	.667	3	13	16	13	18-1	5	4	2	41	8.2	
Wallace	5-3	150	14-37	.378	6-19	.316	5-6	.833	10	17	27	11	10-0	6	4	2	39	7.8	
Wiggins	5-0	111	14-36	.389	7-17	.412	2-2	1.000	3	15	18	10	5-0	2	3	1	37	7.4	
Joe	3-0	55	6-14	.429	3-10	.300	4-4	1.000	0	8	8	3	7-0	1	3	1	19	6.3	
K. Williams	4-0	58	9-18	.500	4-10	.400	0-0	---	6	5	11	2	10-0	0	2	0	22	5.5	
Mitchell	3-0	36	5-10	.500	1-3	.333	3-3	1.000	1	4	5	8	4-0	3	1	0	14	4.7	
Carlson	1-0	2	1-1	1.000	0-0	---	0-0	---	0	1	1	0	0-0	0	1	0	3	3.0	
Caruso	4-0	58	3-13	.231	2-9	.222	4-4	1.000	2	11	13	5	8-0	3	1	1	12	3.0	
Jay. Williams	1-0	9	1-3	.333	0-1	.000	1-1	1.000	0	2	2	1	0-0	0	0	0	3	3.0	
Jones	3-0	25	2-9	.222	1-8	.125	2-2	1.000	0	4	4	2	1-0	1	1	1	7	2.3	
Leons	1-0	4	0-0	---	0-0	---	1-2	.500	0	0	0	0	1-0	0	0	0	1	1.0	
Dieng	1-0	6	0-2	.000	0-1	.000	0-0	---	0	2	2	0	0-0	0	1	0	0	0.0	
THUNDER	5	1200	215-450	.478	68-178	.382	103-122	.844	43	169	212	128	111-1	44	58	28	601	120.2	

Orlando Magic



SEASON SERIES

	2024-25	All-Time	Playoffs
Overall	2-0	41-32	4-0
Home	1-0	24-12	2-0
Away	1-0	17-20	2-0
Neutral	0-0	0-0	0-0

Series Information

Current Streak: Won 3
Current Home Streak: Won 2
Current Road Streak: Won 1
Longest Winning Streak: 6 (Jan. 8, 2003-Jan. 24, 2005)
Longest Losing Streak: 12 (Nov. 23, 1994-Feb. 16, 2001)
Biggest Winning Margin: 42 (132-90; Feb. 7, 2017)
Biggest Losing Margin: 32 (114-82; Mar. 30, 1991)
Most Points Scored: 146 (Apr. 8, 1990)
Most Points Allowed: 127 (Nov. 7, 2022)
Fewest Points Scored: 74 (2x: last Nov. 8, 2005)
Fewest Points Allowed: 76 (Nov. 8, 2005)

Season-by-Season Results

1989-90: 2-0 2005-06: 1-1 2021-22: 1-1
 1990-91: 3-2 2006-07: 2-0 2022-23: 1-1
 1991-92: 2-0 2007-08: 1-1 2023-24: 1-1
 1992-93: 1-1 2008-09: 2-0 2024-25: 2-0
 1993-94: 1-1 2009-10: 0-2
 1994-95: 0-2 2010-11: 0-2
 1995-96: 0-2 2011-12: 0-1
 1996-97: 0-2 2012-13: 2-0
 1997-98: 0-2 2013-14: 2-0
 1998-99: 0-1 2014-15: 1-1
 1999-00: 0-2 2015-16: 1-1
 2000-01: 1-1 2016-17: 2-0
 2001-02: 0-2 2017-18: 2-0
 2002-03: 0-2 2018-19: 1-1
 2003-04: 2-0 2019-20: 1-1
 2004-05: 2-0 2020-21: 2-0

2024-25 Rockets vs. Magic Game-by-Game Results

DATE	GAME	FG-A	PCT	3FG-A	PCT	FT-A	PCT	OR-DR-REB	AST	PF	ST	TO	BS	PTS
3/10	@ HOUSTON	35-89	.393	16-43	.372	11-18	.611	20-43-63	20	18	4	20	4	97
16,665	Orlando	28-86	.326	8-32	.250	20-24	.833	13-29-42	15	19	10	9	5	84
3/19	HOUSTON	38-81	.469	11-35	.314	29-32	.906	12-34-46	18	18	10	16	5	116
19,609	@ Orlando	41-92	.446	9-35	.257	17-20	.850	14-27-41	23	20	7	12	4	108

2024-25 Rockets vs. Magic

PLAYER	G-GS	MIN	FIELD GOALS			3-POINT FG			FT-FTA	PCT	REBOUNDS			AST	PF	STL	TO	BLK	PTS	AVG
			FG-FGA	PCT	3FG-FGA	PCT	OFF	DEF			TOT									
Ja. Green	2-2	69	14-36	.389	6-20	.300	7-10	.700	2	12	14	10	2	7	0	41	20.5			
VanVleet	1-1	36	4-15	.267	3-9	.333	8-8	1.000	0	6	6	3	3-0	1	1	0	19	19.0		
Sengun	2-2	75	14-27	.519	2-3	.667	6-7	.857	11	15	26	8	8-0	0	9	1	36	18.0		
Smith Jr.	2-1	58	9-19	.474	6-13	.462	9-11	.818	2	8	10	2	2-0	2	2	3	33	16.5		
Brooks	2-2	73	12-31	.387	6-15	.400	2-2	1.000	1	6	7	4	6-0	2	3	0	32	16.0		
Eason	2-2	65	10-22	.455	0-8	.000	2-2	1.000	4	12	16	6	4-0	6	1	2	22	11.0		
Adams	2-0	46	6-8	.750	0-0	---	2-4	.500	12	11	23	1	1-0	1	7	1	14	7.0		
Je. Green	2-0	28	3-7	.429	3-6	.500	2-2	1.000	0	4	4	0	5-0	0	0	0	11	5.5		
Holiday	2-0	20	1-5	.200	1-4	.250	2-4	.500	0	1	1	4	3-0	0	3	1	5	2.5		
Landale	1-0	2	0-0	---	0-0	---	0-0	---	0	1	1	0	1-0	0	0	0	0	0.0		
Tate	1-0	2	0-0	---	0-0	---	0-0	---	0	0	0	0	0-0	0	1	0	0	0.0		
Whitmore	1-0	2	0-0	---	0-0	---	0-0	---	0	1	1	0	0-0	0	0	0	0	0.0		
Williams	1-0	2	0-0	---	0-0	---	0-0	---	0	0	0	0	1-0	0	1	0	0	0.0		
ROCKETS	2-2	480	73-170	.429	27-78	.346	40-50	.800	32	77	109	38	36-0	14	36	9	213	106.5		

2024-25 Magic vs. Rockets

PLAYER	G-GS	MIN	FIELD GOALS			3-POINT FG			FT-FTA	PCT	REBOUNDS			AST	PF	STL	TO	BLK	PTS	AVG
			FG-FGA	PCT	3FG-FGA	PCT	OFF	DEF			TOT									
Banchero	2-2	76	20-44	.455	5-14	.357	11-12	.917	4	7	11	8	4-0	2	3	1	56	28.0		
F. Wagner	2-2	72	14-36	.389	2-7	.286	5-6	.833	1	14	15	12	5-0	2	8	0	35	17.5		
Joseph	1-1	26	5-9	.556	2-6	.333	1-1	1.000	1	0	1	2	4-0	2	1	0	13	13.0		
Bitadze	2-0	35	9-12	.750	1-1	1.000	4-8	.500	8	2	10	0	9-0	1	1	3	23	11.5		
Anthony	1-1	31	4-13	.308	1-6	.167	0-0	---	0	4	4	3	1-0	0	2	0	9	9.0		
Carter Jr.	2-2	49	3-12	.250	1-6	.167	5-5	1.000	7	11	18	1	8-0	0	0	2	12	6.0		
Black	2-0	42	3-11	.273	0-5	.000	4-5	.800	0	6	6	5	3-0	2	3	1	10	5.0		
Caldwell-Pope	2-2	53	4-12	.333	2-8	.250	0-0	---	1	2	3	4	0-0	0	1	0	10	5.0		
Isaac	2-0	23	3-10	.300	2-5	.400	2-2	1.000	3	3	6	0	1-0	5	1	2	10	5.0		
Queen	1-0	12	1-4	.250	0-1	.000	2-2	1.000	2	1	3	0	1-0	2	0	0	4	4.0		
Houston	2-0	11	1-2	.500	0-1	.000	3-3	1.000	0	0	0	0	1-0	0	0	0	5	2.5		
Harris	200	21	1-4	.250	1-4	.250	0-0	---	0	2	2	1	1-0	1	0	0	3	1.5		
da Silva	2-0	26	1-6	.167	0-1	.000	0-0	---	0	3	3	2	0-0	0	0	2	1	1.0		
Howard	1-0	3	0-3	.000	0-2	.000	0-0	---	0	1	1	0	1-0	0	0	0	0	0.0		
MAGIC	2-2	480	69-178	.388	17-67	.254	37-44	.841	27	56	83	38	39-0	17	21	9	192	96.0		

Philadelphia 76ers



SEASON SERIES

	2024-25	All-Time	Playoffs
Overall	2-0	77-78	2-4
Home	1-0	47-30	1-2
Away	1-0	27-45	1-2
Neutral	0-0	3-3	0-0

Series Information

Current Streak: Won 2
Current Home Streak: Won 1
Current Road Streak: Won 5
Longest Winning Streak: 11 (Feb. 20, 1992-Jan. 10, 1997)
Longest Losing Streak: 5 (4x last Aug. 14 2020-Jan. 10, 2022)
Biggest Winning Margin: 50 (124-74; Mar. 18, 2007)
Biggest Losing Margin: 38 (96-134; Aug. 14, 2020)
Most Points Scored: 149 (Feb. 16, 1993)
Most Points Allowed: 159 (Jan. 25, 1970)
Fewest Points Scored: 73 (Dec. 8, 1999)
Fewest Points Allowed: 66 (Nov. 17, 2003)

Season-by-Season Results

1967-68: 1-6 1983-84: 0-2 2000-01: 1-1 2016-17: 2-0
 1968-69: 2-4 1984-85: 1-1 2001-02: 1-1 2017-18: 1-1
 1969-70: 2-4 1985-86: 1-1 2002-03: 2-0 2018-19: 1-1
 1970-71: 2-3 1986-87: 0-2 2003-04: 2-0 2019-20: 1-1
 1971-72: 4-1 1987-88: 1-1 2004-05: 2-0 2020-21: 0-2
 1972-73: 5-1 1988-89: 0-2 2005-06: 1-1 2021-22: 0-2
 1973-74: 4-2 1989-90: 1-1 2006-07: 2-0 2022-23: 1-1
 1974-75: 2-2 1990-91: 2-0 2007-08: 0-2 2023-24: 0-2
 1975-76: 3-2 1991-92: 1-1 2008-09: 0-2 2024-25: 2-0
 1976-77: 1-3 1992-93: 2-0 2009-10: 1-1
 1977-78: 2-2 1993-94: 2-0 2010-11: 0-2
 1978-79: 0-4 1994-95: 2-0 2011-12: 1-0
 1979-80: 2-4 1995-96: 2-0 2012-13: 1-1
 1980-81: 0-2 1996-97: 2-0 2013-14: 1-1
 1981-82: 1-1 1997-98: 1-1 2014-15: 2-0
 1982-83: 0-2 1999-00: 1-1 2015-16: 2-0

2024-25 Rockets vs. Sixers Game-by-Game Results

DATE	GAME	FG-A	PCT	3FG-A	PCT	FT-A	PCT	OR-DR-REB	AST	PF	ST	TO	BS	PTS
11/27	HOUSTON	40-88	.455	10-31	.323	32-38	.842	14-37-51	23	19	10	21	14	122
19,765	@ Philadelphia	43-96	.446	12-33	.364	17-23	.739	10-32-42	19	26	12	16	7	115
3/17	@ HOUSTON	51-107	.477	22-53	.415	20-24	.833	23-35-58	35	27	8	15	5	144
16,648	Philadelphia	48-95	.505	24-49	.490	17-25	.680	8-27-35	21	20	8	16	4	137

2024-25 Rockets vs. Sixers

PLAYER	G-GS	FIELD GOALS			3-POINT FG		FT-FTA	PCT	REBOUNDS			AST	PF	STL	TO	BLK	PTS	AVG
		MIN	FG-FGA	PCT	FG-FGA	PCT			OFF	DEF	TOT							
Ja. Green	202	86	22-46	.478	9-23	.391	18-19	.947	1	13	14	15	2-0	4	9	2	71	35.5
Smith Jr.	2-1	64	14-21	.667	7-9	.778	3-4	.750	1	10	11	3	7-0	2	5	2	38	19.0
Thompson	1-0	40	8-10	.800	0-1	.000	3-4	.750	3	9	12	2	5-0	3	3	3	19	19.0
Eason	2-1	65	14-30	.467	2-8	.250	5-6	.833	9	6	15	3	7-1	0	1	3	35	17.5
Sengun	2-2	57	11-20	.550	0-0	---	13-17	.765	11	14	25	12	6-0	2	8	1	35	17.5
Brooks	2-2	77	8-30	.267	5-19	.263	4-4	1.000	2	5	7	9	2	2	3	25	12.5	
VanVleet	2-2	80	5-20	.250	4-14	.286	2-2	1.000	1	9	10	10	4-0	4	5	4	16	8.0
Landale	1-0	6	3-3	1.000	1-1	1.000	0-0	---	2	1	3	1	0-0	0	0	0	7	7.0
Tate	1-0	22	3-5	.600	1-2	.500	0-0	---	4	3	7	1	4-0	0	0	0	7	7.0
Holiday	2-0	20	3-5	.600	3-5	.600	2-2	1.000	1	0	1	1	0-0	0	0	0	11	5.5
Adams	2-0	7	0-2	.000	0-0	---	2-4	.500	2	2	4	0	2-0	0	1	1	2	1.0
Sheppard	1-0	6	0-3	.000	0-0	---	0-0	---	0	0	0	1	0-0	1	1	0	0	0.0
ROCKETS	2-2	530	91-195	.467	32-84	.381	52-62	.839	37	72	109	58	46-2	18	36	19	266	133.0

2024-25 Sixers vs. Rockets

PLAYER	G-GS	FIELD GOALS			3-POINT FG		FT-FTA	PCT	REBOUNDS			AST	PF	STL	TO	BLK	PTS	AVG
		MIN	FG-FGA	PCT	FG-FGA	PCT			OFF	DEF	TOT							
Grimes	1-1	43	15-27	.556	8-14	.571	8-13	.615	2	11	13	4	3-0	2	6	1	46	46.0
Maxey	1-1	45	14-34	.412	6-12	.500	5-5	1.000	0	2	2	10	4-0	5	4	0	39	39.0
Yabusele	1-1	43	7-12	.583	4-6	.667	4-8	.500	3	4	7	2	4-0	1	2	1	22	22.0
Butler	1-1	37	7-15	.467	1-5	.200	6-6	1.000	0	2	2	5	5-0	2	1	1	21	21.0
Edwards	1-1	40	7-15	.467	4-7	.571	0-0	---	1	2	3	4	1-0	1	0	0	18	18.0
McCain	1-1	41	6-19	.316	0-7	.000	3-4	.750	0	6	6	1	4-0	1	3	0	15	15.0
Hood-Schifino	1-0	31	5-9	.556	2-4	.500	0-0	---	0	4	4	1	4-0	2	0	0	12	12.0
Brissett	1-0	43	4-9	.444	1-4	.250	2-5	.400	2	3	5	2	4-0	0	4	2	11	11.0
Council IV	2-1	51	8-13	.615	5-8	.625	1-1	1.000	1	10	11	3	3-0	1	2	1	22	11.0
Dowtin Jr.	1-0	16	4-8	.500	3-5	.600	0-0	---	0	3	3	2	1-0	0	3	0	11	11.0
Oubre Jr.	1-1	45	5-12	.417	0-5	.000	1-2	.500	1	4	5	1	5-0	1	2	1	11	11.0
K. Martin	1-0	22	3-6	.500	0-0	---	2-2	1.000	1	1	2	1	6-1	1	0	2	8	8.0
Drummond	1-1	29	2-3	.667	0-0	---	2-2	1.000	3	6	9	2	3-0	2	2	0	6	6.0
Reese	1-0	13	2-4	.500	2-4	.500	0-0	---	0	1	1	0	1-0	0	0	0	6	6.0
Gordon	1-0	7	1-3	.333	0-0	---	0-0	---	1	0	1	0	1-0	0	0	0	2	2.0
Okeke	1-0	17	1-2	.500	0-1	.000	0-0	---	3	0	3	1	0-0	1	1	0	2	2.0
Jackson	1-0	5	0-0	---	0-0	---	0-0	---	0	0	0	1	1-0	0	2	0	0	0.0
76ERS	2-2	530	91-191	.476	36-82	.439	34-48	.708	18	59	77	40	46-1	20	32	11	252	126.0

Phoenix Suns



SEASON SERIES

	2024-25	All-Time	Playoffs
Overall	3-0	115-118	8-6
Home	2-0	70-47	4-3
Away	1-0	44-71	4-3
Neutral	0-0	1-0	0-0

Series Information

Current Streak: Won 4
Current Home Streak: Won 3
Current Road Streak: Won 2
Longest Winning Streak: 13 (Dec. 21, 2016-Dec. 21, 2019)
Longest Losing Streak: 9 (Feb. 2, 2020-Oct. 30, 2022)
Biggest Winning Margin: 39 (148-109; Mar. 30, 2025)
Biggest Losing Margin: 36 (91-127; Feb. 7, 2020)
Most Points Scored: 149 (Apr. 7, 2019)
Most Points Allowed: 146 (Mar. 9, 1969)
Fewest Points Scored: 71 (Apr. 25, 1999)
Fewest Points Allowed: 75 (Mar. 16, 2003)

Season-by-Season Results

1968-69: 7-1 1984-85: 4-1 2000-01: 1-3 2016-17: 4-0
 1969-70: 0-7 1985-86: 3-2 2001-02: 2-2 2017-18: 4-0
 1970-71: 4-2 1986-87: 3-2 2002-03: 3-1 2018-19: 3-0
 1971-72: 1-3 1987-88: 4-1 2003-04: 1-3 2019-20: 2-1
 1972-73: 2-2 1988-89: 1-3 2004-05: 2-2 2020-21: 0-3
 1973-74: 2-2 1989-90: 2-2 2005-06: 0-3 2021-22: 0-4
 1974-75: 2-2 1990-91: 3-1 2006-07: 1-3 2022-23: 2-1
 1975-76: 0-4 1991-92: 1-3 2007-08: 2-2 2023-24: 2-2
 1976-77: 3-1 1992-93: 2-2 2008-09: 2-1 2024-25: 3-0
 1977-78: 1-3 1993-94: 2-2 2009-10: 0-4
 1978-79: 2-2 1994-95: 3-1 2010-11: 1-2
 1979-80: 1-1 1995-96: 3-1 2011-12: 2-2
 1980-81: 1-4 1996-97: 2-2 2012-13: 2-2
 1981-82: 3-2 1997-98: 1-3 2013-14: 2-1
 1982-83: 0-5 1998-99: 2-2 2014-15: 3-1
 1983-84: 2-3 1999-00: 2-2 2015-16: 2-1

2024-25 Rockets vs. Suns Game-by-Game Results

DATE	GAME	FG-A	PCT	3FG-A	PCT	FT-A	PCT	OR-DR-REB	AST	PF	ST	TO	BS	PTS
2/12	@ HOUSTON	46-97	.474	13-42	.310	14-24	.583	17-30-47	32	15	10	11	4	119
16.227	Phoenix	46-89	.517	10-26	.385	9-11	.818	11-32-43	25	19	7	18	5	111
3/12	@ HOUSTON	40-88	.455	12-38	.316	19-25	.760	11-27-38	25	19	11	9	3	111
18.055	Phoenix	39-73	.534	10-28	.357	16-20	.800	5-32-37	22	18	7	17	8	104
3/30	HOUSTON	56-98	.571	18-31	.581	18-25	.720	13-32-45	37	15	14	10	5	148
17.071	@ Phoenix	42-88	.477	10-32	.312	15-17	.882	11-29-40	25	21	8	19	5	109

2024-25 Rockets vs. Suns

PLAYER	G-GS	MIN	FIELD GOALS			3-POINT FG			FT-FTA	PCT	REBOUNDS			AST	PF	STL	TO	BLK	PTS	AVG
			FG-FGA	PCT	3FG-FGA	PCT	OFF	DEF			TOT									
Ja. Green	3-3	100	25-54	.463	11-26	.423	23-27	.852	2	10	12	11	1-0	4	6	1	84	28.0		
Eason	2-2	60	17-29	.586	5-10	.500	1-3	.333	6	13	19	5	6-0	4	1	2	40	20.0		
Sengun	3-3	98	20-30	.667	1-3	.333	12-19	.632	5	21	26	15	10-0	4	2	5	17.7			
Brooks	3-3	78	16-34	.471	8-17	.471	5-7	.714	1	3	4	8	7-0	3	2	1	45	15.0		
Thompson	2-2	66	13-23	.565	0-2	.000	4-7	.571	8	12	20	20	2-0	3	4	2	30	15.0		
VanVleet	2-2	56	9-18	.500	5-12	.417	0-0	---	0	4	4	11	2-0	6	1	0	23	11.5		
Smith Jr.	2-0	59	9-23	.391	0-7	.000	0-0	---	5	6	11	5	4-0	2	1	0	18	9.0		
Holiday	2-0	34	6-13	.462	5-11	.455	0-0	---	0	3	3	1	1-0	0	0	2	17	8.5		
Landale	2-0	25	6-10	.600	1-2	.500	1-2	.500	1	3	4	3	6-0	2	1	0	14	7.0		
Whitmore	3-0	40	8-25	.320	1-9	.111	0-0	---	2	3	5	5	2-0	2	1	0	17	5.7		
Sheppard	2-0	23	4-5	.800	3-4	.750	0-0	---	0	3	3	4	4-0	3	1	0	11	5.5		
Adams	3-0	33	4-8	.500	0-0	---	4-7	.571	9	4	13	1	2-0	0	1	0	12	4.0		
Je. Green	2-0	16	2-4	.500	2-4	.500	0-0	---	1	2	3	0	1-0	0	0	0	6	3.0		
Tate	3-0	30	3-7	.429	1-4	.250	1-2	.500	1	2	3	5	1-0	2	2	1	8	2.7		
Williams	1-0	2	0-0	---	0-0	---	0-0	---	0	0	0	0	0-0	0	0	0	0	0.0		
ROCKETS	3	720	142-283	.502	43-111	.387	51-74	.689	41	89	130	94	49-0	35	30	11	378	126.0		

2024-25 Suns vs. Rockets

PLAYER	G-GS	MIN	FIELD GOALS			3-POINT FG			FT-FTA	PCT	REBOUNDS			AST	PF	STL	TO	BLK	PTS	AVG
			FG-FGA	PCT	3FG-FGA	PCT	OFF	DEF			TOT									
Beal	1-1	33	9-14	.643	0-4	.000	0-0	0-0	1,000	0	0	0	3	4-0	1	2	0	25	25.0	
Booker	2-2	68	19-32	.594	3-9	.333	6-9	.667	1	5	6	7	7-0	0	6	0	47	23.5		
Durant	3-3	102	28-45	.622	5-10	.500	6-7	.857	1	18	19	10	7-0	4	13	1	67	22.3		
Morris	1-0	10	4-6	.667	2-2	1.000	0-0	---	0	2	2	2	0-0	1	1	0	10	10.0		
Bol	3-1	59	12-30	.400	3-12	.250	2-2	1.000	3	4	7	2	4-0	3	5	2	29	9.7		
Jones	3-1	69	10-28	.357	5-14	.357	1-2	.500	2	8	10	13	3-0	1	7	0	26	8.7		
Richards	2-2	47	8-12	.667	0-0	---	1-2	.500	7	11	18	0	7-0	1	2	2	17	8.5		
O'Neale	3-2	79	8-20	.400	6-15	.400	0-0	---	0	11	11	11	6-0	5	2	1	22	7.3		
Allen	1-0	18	2-5	.400	1-2	.500	2-2	1.000	0	0	0	2	0-0	1	1	0	7	7.0		
Ighodaro	2-0	48	5-6	.833	0-0	---	3-4	.750	2	8	10	2	9-0	0	4	6	13	6.5		
Plumlee	3-1	43	7-8	.875	0-0	---	3-3	1.000	4	13	17	7	5-0	1	2	1	17	5.7		
Washington Jr.	2-0	28	4-11	.364	1-3	.333	2-2	1.000	1	3	4	3	0-0	1	1	0	11	5.5		
Gillespie	3-1	42	5-17	.294	2-6	.333	2-2	1.000	3	4	7	9	1-0	1	2	2	14	4.7		
Lee	2-0	10	2-4	.500	1-2	.500	4-4	1.000	0	0	0	1	0-0	1	0	0	9	4.5		
Marin	1-0	11	2-3	.667	0-1	.000	0-0	---	0	2	2	0	1-0	1	0	0	4	4.0		
Dunn	3-1	46	2-8	.250	1-6	.167	1-2	.500	2	4	6	0	4-0	0	3	3	6	2.0		
Micic	1-0	8	0-0	---	0-0	---	0-0	---	0	0	0	0	0-0	0	1	0	0	0.0		
SUNS	3	720	127-249	.510	30-86	.349	40-48	.833	26	93	119	72	58-0	22	54	18	324	108.0		

Portland Trail Blazers



SEASON SERIES			
	2023-24	All-Time	Playoffs
Overall	2-1	119-98	12-8
Home	1-1	67-40	8-2
Away	1-0	50-58	4-6
Neutral	0-0	2-0	0-0

Series Information

Current Streak: Won 1
Current Home Streak: Lost 1
Current Road Streak: Won 3
Longest Winning Streak: 9 (Dec. 9, 2003-Mar. 5, 2006)
Longest Losing Streak: 9 (Nov. 11, 1982-Mar. 31, 1984)
Biggest Winning Margin: 30 (99-69; Jan. 26, 2007)
Biggest Losing Margin: 40 (111-71; Mar. 7, 1999)
Most Points Scored: 136 (Nov. 16, 1970)
Most Points Allowed: 141 (Mar. 16, 1973)
Fewest Points Scored: 66 (Apr. 8, 2003)
Fewest Points Allowed: 69 (Jan. 26, 2007)

Season-by-Season Results

1970-71: 4-0 1984-85: 3-2 1998-99: 2-1 2012-13: 2-2
 1971-72: 4-2 1985-86: 3-2 1999-00: 2-2 2013-14: 3-1
 1972-73: 2-2 1986-87: 2-3 2000-01: 1-3 2014-15: 1-2
 1973-74: 3-1 1987-88: 4-1 2001-02: 1-3 2015-16: 2-2
 1974-75: 2-2 1988-89: 3-1 2002-03: 1-3 2016-17: 2-1
 1975-76: 3-1 1989-90: 1-3 2003-04: 3-1 2017-18: 4-0
 1976-77: 3-1 1990-91: 0-4 2004-05: 4-0 2018-19: 1-2
 1977-78: 2-2 1991-92: 3-1 2005-06: 2-1 2019-20: 1-3
 1978-79: 3-1 1992-93: 1-3 2006-07: 2-2 2020-21: 1-2
 1979-80: 1-1 1993-94: 4-0 2007-08: 4-0 2021-22: 2-2
 1980-81: 3-2 1994-95: 1-3 2008-09: 2-1 2022-23: 1-2
 1981-82: 4-1 1995-96: 2-2 2009-10: 2-2 2023-24: 3-1
 1982-83: 0-5 1996-97: 2-2 2010-11: 1-2 2024-25: 2-1
 1983-84: 1-4 1997-98: 1-3 2011-12: 3-0

2024-25 Rockets vs. Blazers Game-by-Game Results

DATE	GAME	FG-A	PCT	3FG-A	PCT	FT-A	PCT	OR-DR-REB	AST	PF	ST	TO	BS	PTS
11/22	@ HOUSTON	42-93	.452	15-39	.385	17-25	.680	13-38-51	27	20	14	17	5	116
15.546	Portland	30-91	.330	11-43	.256	17-22	.773	13-32-45	17	20	9	21	8	88
11/23	@ HOUSTON	32-90	.356	8-32	.250	26-33	.788	14-29-43	17	19	8	10	5	98
16.102	Portland	34-90	.378	18-44	.409	18-23	.783	16-37-53	16	26	5	18	12	104
1/18	HOUSTON	48-108	.444	14-31	.452	15-22	.682	23-38-61	25	18	13	14	4	125
17.077	@ Portland	39-86	.453	12-36	.333	13-18	.722	8-32-40	28	24	6	19	10	103

2024-25 Rockets vs. Blazers

PLAYER	G-GS	FIELD GOALS				3-POINT FG		FT-FTA	PCT	REBOUNDS			AST	PF	STL	TO	BLK	PTS	AVG
		MIN	FG-FGA	PCT	FG-FGA	PCT	OFF			DEF	TOT								
Brooks	3-3	93	24-44	.545	9-17	.529	6-9	.667	5	12	17	5	9-0	2	2	1	63	21.0	
Sengun	3-3	92	24-49	.490	1-2	.500	10-17	.588	10	18	28	14	7-0	5	8	1	59	19.7	
Ja. Green	3-3	88	19-48	.396	8-25	.320	7-8	.875	2	10	12	4	3-0	3	6	0	53	17.7	
Eason	3-0	65	14-31	.452	1-6	.167	15-17	.882	7	14	21	6	3-0	7	0	1	44	14.7	
Thompson	2-0	59	10-19	.526	1-1	1.000	8-11	.727	9	9	18	6	4-0	4	5	2	29	14.5	
Whitmore	1-0	27	4-14	.286	1-4	.250	3-4	.750	5	5	10	3	3-0	1	1	0	12	12.0	
Smith Jr.	2-2	57	5-17	.294	4-10	.400	5-6	.833	2	8	10	1	6-0	0	1	3	19	9.5	
Holiday	2-0	24	5-14	.357	3-10	.300	0-0	---	0	0	0	3	0-0	2	1	0	13	6.5	
VanVleet	3-3	92	7-25	.280	3-13	.231	2-2	1.000	0	11	11	16	11-0	4	6	0	19	6.3	
Je. Green	1-0	7	2-3	.667	1-1	1.000	0-0	---	0	1	1	0	0-0	0	0	0	5	5.0	
Sheppard	3-0	33	5-15	.333	4-10	.400	0-0	---	0	1	1	3	3-0	4	1	2	14	4.7	
McVeigh	1-0	4	1-2	.500	1-2	.500	0-0	---	1	1	2	1	0-0	0	0	0	3	3.0	
Adams	2-0	32	1-4	.250	0-0	---	1-2	.500	5	5	10	5	3-0	1	3	1	3	1.5	
Landale	2-0	18	1-2	.500	0-1	.000	0-2	.000	2	5	7	1	0-0	0	0	2	2	1.0	
Tate	2-1	26	0-4	.000	0-0	---	1-2	.500	2	5	7	1	5-0	2	4	1	1	0.5	
Williams	1-0	2	0-0	---	0-0	---	0-0	---	0	0	0	0	0-0	0	0	0	0	0.0	
ROCKETS	3-3	720	122-291	.419	37-102	.363	58-80	.725	50	105	155	69	57-0	35	41	14	339	113.0	

2024-25 Blazers vs. Rockets

PLAYER	G-GS	FIELD GOALS				3-POINT FG		FT-FTA	PCT	REBOUNDS			AST	PF	STL	TO	BLK	PTS	AVG
		MIN	FG-FGA	PCT	FG-FGA	PCT	OFF			DEF	TOT								
Banton	3-1	116	30-74	.405	8-29	.276	18-21	.857	2	27	29	13	4-0	3	6	5	86	28.7	
Simons	2-2	74	20-34	.588	8-16	.500	8-10	.800	2	7	9	8	5-0	3	9	0	56	28.0	
Grant	1-1	43	5-12	.417	2-5	.400	9-11	.818	0	5	5	9	0-0	0	1	2	21	21.0	
Brogdon	1-1	41	8-19	.421	3-7	.429	0-0	---	1	1	2	6	2-0	0	2	0	19	19.0	
Henderson	3-2	82	20-49	.408	8-17	.471	8-9	.889	2	7	9	14	8-0	1	8	1	56	18.7	
Ayton	2-2	63	11-23	.478	0-2	.000	2-2	1.000	6	13	19	4	4-0	2	3	2	24	12.0	
Reath	4-2	87	16-35	.457	6-13	.462	5-6	.833	6	10	16	5	11-0	0	1	4	43	10.8	
Thybulle	2-0	42	7-12	.583	4-6	.667	0-2	.000	4	3	7	1	5-0	3	2	1	18	9.0	
Murray	3-3	107	11-34	.324	2-19	.105	2-3	.667	10	14	24	10	2-0	2	2	2	26	8.7	
Camara	3-2	83	7-17	.412	2-5	.400	9-9	1.000	7	9	16	1	8-0	5	5	2	25	8.3	
Walker	3-2	64	8-14	.571	2-4	.500	7-10	.700	3	14	17	1	8-0	0	3	0	25	8.3	
Hagans	2-0	42	6-14	.429	1-5	.200	1-2	.500	3	5	8	5	4-0	0	3	1	14	7.0	
Rupert	3-2	72	5-15	.333	4-8	.500	1-2	.500	2	6	8	8	5-0	1	5	0	15	5.0	
Brown	3-0	33	5-13	.385	0-0	---	3-6	.500	8	7	15	0	3-0	0	2	0	13	4.3	
Minaya	3-0	35	1-4	.250	0-0	.000	0-0	---	2	3	5	2	4-0	0	0	0	2	0.7	
TRAIL BLAZERS	4	985	160-369	.434	50-138	.362	73-93	.785	58	131	189	87	73-0	20	53	20	443	110.8	

Sacramento Kings



SEASON SERIES

	2024-25	All-Time	Playoffs
Overall	0-3	141-101	7-1
Home	0-1	85-36	4-0
Away	0-2	55-63	3-1
Neutral	0-0	1-2	0-0

Series Information

Current Streak: Lost 3
Current Home Streak: Lost 1
Current Road Streak: Lost 2
Longest Winning Streak: 11 (Nov. 1, 1996-Mar. 28, 1999)
Longest Losing Streak: 9 (Nov. 28, 2000-Dec. 1, 2002)
Biggest Winning Margin: 40 (133-93; Dec. 12, 1995)
Biggest Losing Margin: 36 (113-77; Nov. 19, 2001)
Most Points Scored: 151 (Mar. 12, 1970)
Most Points Allowed: 165 (Mar. 12, 1970)
Fewest Points Scored: 74 (2x: last Nov. 28, 2003)
Fewest Points Allowed: 77 (Nov. 2, 1998)

Season-by-Season Results

1967-68: 0-7 1973-74: 2-2 1999-00: 1-3 2015-16: 3-1
 1968-69: 4-2 1974-75: 4-0 2000-01: 0-4 2016-17: 4-0
 1969-70: 2-4 1985-86: 4-2 2001-02: 0-4 2017-18: 2-1
 1970-71: 3-1 1986-87: 5-1 2002-03: 2-2 2018-19: 4-0
 1971-72: 4-0 1987-88: 4-2 2003-04: 0-4 2019-20: 2-1
 1975-76: 2-2 1988-89: 2-2 2004-05: 2-2 2020-21: 2-1
 1976-77: 2-2 1989-90: 4-0 2005-06: 2-2 2021-22: 1-3
 1977-78: 2-2 1990-91: 3-1 2006-07: 3-0 2022-23: 0-4
 1978-79: 3-1 1991-92: 3-1 2007-08: 2-2 2023-24: 3-0
 1979-80: 0-2 1992-93: 4-0 2008-09: 3-0 2024-25: 0-3
 1980-81: 2-4 1993-94: 4-0 2009-10: 2-2
 1981-82: 3-3 1994-95: 3-1 2010-11: 3-1
 1982-83: 1-5 1995-96: 2-2 2011-12: 3-0
 1983-84: 2-4 1996-97: 4-0 2012-13: 2-1
 1984-85: 5-1 1997-98: 4-0 2013-14: 2-2
 1972-73: 0-4 1998-99: 3-0 2014-15: 3-0

2024-25 Rockets vs. Kings Game-by-Game Results

DATE	GAME	FG-A	PCT	3FG-A	PCT	FT-A	PCT	OR-DR-REB	AST	PF	ST	TO	BS	PTS
12/3	HOUSTON	41-93	441	14-39	359	15-21	714	18-35-53	14	23	6	16	1	111
15,019	@ Sacramento	47-91	516	14-30	467	12-20	600	10-24-34	33	20	7	10	8	120
1/16	HOUSTON	49-93	527	12-33	364	17-24	708	12-34-46	24	18	10	14	6	127
18,227	@ Sacramento	49-98	500	14-33	424	20-22	909	12-32-44	32	15	5	12	3	132
3/1	@ HOUSTON	37-86	430	13-35	371	16-23	696	13-30-43	18	16	7	16	2	103
18,055	Sacramento	44-87	506	9-28	321	16-21	762	13-33-46	21	17	13	14	5	113

2024-25 Rockets vs. Kings

PLAYER	G-GS	MIN	FIELD GOALS		3-POINT FG		FT-FTA	PCT	REBOUNDS			AST	PF	STL	TO	BLK	PTS	AVG
			FG-FGA	PCT	FG-FGA	PCT			OFF	DEF	TOT							
Ja. Green	3-3	104	28-54	519	13-26	500	11-12	917	2	12	14	9	6-0	2	10	1	80	26.7
Sengun	3-3	103	28-51	549	2-4	500	17-28	607	9	19	28	14	8-0	5	8	2	75	25.0
Eason	3-0	72	16-33	485	5-14	357	9-12	750	8	12	20	3	9-0	5	3	0	46	15.3
Brooks	3-3	88	12-33	364	6-19	316	2-2	1,000	2	5	7	4	14-2	4	8	0	32	10.7
Je. Green	1-1	23	4-6	667	1-3	333	1-1	1,000	1	2	3	2	2-0	0	0	0	10	10.0
Thompson	3-2	106	12-27	444	0-0	---	5-8	625	11	16	27	9	3-0	2	8	1	29	9.7
Whitmore	1-0	23	4-9	444	1-3	333	0-0	---	0	3	3	3	1-0	0	2	1	9	9.0
VanVleet	2-2	71	7-25	280	2-17	118	0-0	---	1	6	7	6	2-0	3	2	0	16	8.0
Holiday	3-0	27	6-9	667	6-9	667	1-1	1,000	2	4	6	1	1-0	1	2	0	19	6.3
Sheppard	1-0	11	3-5	600	0-2	000	0-0	---	0	0	0	1	1-0	0	0	0	6	6.0
Smith Jr.	2-1	57	4-14	286	3-10	300	0-0	---	3	11	14	1	8-0	0	2	1	11	5.5
Adams	3-0	33	3-6	500	0-0	---	2-4	500	4	9	13	3	1-0	0	1	2	8	2.7
Tate	1-0	2	0-0	---	0-0	---	0-0	---	0	0	0	0	1-0	1	0	0	0	0.0
ROCKETS	3-3	720	127-272	467	39-107	364	48-68	706	43	99	142	56	57-2	23	46	9	341	113.7

2024-25 Kings vs. Rockets

PLAYER	G-GS	MIN	FIELD GOALS		3-POINT FG		FT-FTA	PCT	REBOUNDS			AST	PF	STL	TO	BLK	PTS	AVG
			FG-FGA	PCT	FG-FGA	PCT			OFF	DEF	TOT							
DeRozan	3-3	112	25-56	446	3-11	273	17-19	895	2	10	12	15	7-0	1	6	1	70	23.3
Fox	2-2	77	15-36	417	6-10	600	5-5	1,000	5	4	9	14	5-0	7	6	2	41	20.5
LaVine	1-1	37	8-16	500	2-5	400	2-3	667	1	5	6	4	0-0	2	4	0	20	20.0
Monk	3-3	106	22-42	524	7-18	389	8-9	889	1	9	10	25	6-0	2	7	0	59	19.7
Sabonis	3-3	71	21-32	656	1-3	333	5-10	500	7	14	21	11	10-1	0	5	1	48	16.0
Valanciunas	1-0	30	7-10	700	0-0	---	1-1	1,000	5	9	14	1	5-0	4	1	3	15	15.0
Murray	3-3	112	17-32	531	8-17	471	2-2	1,000	6	17	23	5	4-0	1	2	3	44	14.7
I. Jones	1-0	18	5-5	1,000	0-0	---	2-4	500	0	2	2	0	2-0	0	1	2	12	12.0
Ellis	2-0	39	6-8	750	3-5	600	3-3	1,000	1	5	6	0	6-0	5	1	1	18	9.0
Huertas	2-0	34	6-13	462	4-10	400	2-2	1,000	0	3	3	3	3-0	1	0	1	18	9.0
LaRavia	1-0	16	2-6	333	1-4	250	0-0	---	1	3	4	1	1-0	0	0	0	5	5.0
Fultz	1-0	4	2-2	1,000	0-0	---	0-0	---	0	0	0	1	0-0	0	0	0	5	5.0
Lyles	2-0	36	4-14	286	2-8	250	0-0	---	3	7	10	4	1-0	1	1	1	10	5.0
Carter	1-0	8	0-1	000	0-0	---	0-0	---	0	1	1	0	0-0	0	0	0	0	0.0
Crowder	1-0	12	0-0	---	0-0	---	0-0	---	1	0	1	2	2-0	0	0	0	0	0.0
C. Jones	1-0	2	0-1	000	0-0	---	0-0	---	0	0	0	0	0-0	0	0	0	0	0.0
Len	1-0	2	0-1	000	0-0	---	0-0	---	1	0	1	0	0-0	0	0	0	0	0.0
McDermott	1-0	2	0-0	---	0-0	---	0-0	---	1	0	1	0	0-0	0	0	0	0	0.0
McLaughlin	1-0	2	0-1	000	0-0	---	0-2	000	0	0	0	0	0-0	1	1	0	0	0.0
KINGS	3-3	720	140-276	507	37-91	407	48-63	762	35	89	124	86	52-1	25	36	16	365	121.7

San Antonio Spurs



SEASON SERIES

	2024-25	All-Time	Playoffs
Overall	3-1	100-119	12-10
Home	2-0	64-45	5-6
Away	1-1	36-74	7-4
Neutral	0-0	0-0	0-0

Series Information

Current Streak: Won 3
Current Home Streak: Won 4
Current Road Streak: Won 1
Longest Winning Streak: 7 (Mar. 8, 1986-Mar. 12, 1987)
Longest Losing Streak: 11 (Jan. 26, 1998-Feb. 3, 2001)
Biggest Winning Margin: 34 (138-104; Jan. 20, 1984)
Biggest Losing Margin: 38 (128-90; Jan. 15, 1982)
Most Points Scored: 143 (Dec. 26, 1979)
Most Points Allowed: 138 (Dec. 8, 1979)
Fewest Points Scored: 67 (Dec. 11, 2003)
Fewest Points Allowed: 67 (Jan. 15, 2005)

Season-by-Season Results

1976-77: 2-2 1991-92: 3-2 2006-07: 2-2 2021-22: 1-3
 1977-78: 1-3 1992-93: 4-1 2007-08: 2-2 2022-23: 2-2
 1978-79: 3-1 1993-94: 2-3 2008-09: 2-2 2023-24: 3-1
 1979-80: 3-3 1994-95: 1-5 2009-10: 2-2 2024-25: 3-1
 1980-81: 3-3 1995-96: 1-3 2010-11: 1-3
 1981-82: 3-3 1996-97: 3-1 2011-12: 2-2
 1982-83: 1-5 1997-98: 2-2 2012-13: 1-3
 1983-84: 2-4 1998-99: 0-3 2013-14: 4-0
 1984-85: 4-2 1999-00: 0-4 2014-15: 1-3
 1985-86: 5-1 2000-01: 1-3 2015-16: 1-3
 1986-87: 5-1 2001-02: 0-4 2016-17: 1-3
 1987-88: 2-4 2002-03: 1-3 2017-18: 3-1
 1988-89: 6-0 2003-04: 0-4 2018-19: 3-1
 1989-90: 2-2 2004-05: 2-2 2019-20: 1-2
 1990-91: 2-3 2005-06: 0-4 2020-21: 1-2

2024-25 Rockets vs. Spurs Game-by-Game Results

DATE	GAME	FG-A	PCT	3FG-A	PCT	FT-A	PCT	OR-DR-REB	AST	PF	ST	TO	BS	PTS
10/26	HOUSTON	38-92	.413	13-41	.317	17-21	.810	8-26-34	21	24	10	11	3	106
10/27	@ San Antonio	39-79	.494	8-20	.400	23-28	.821	10-39-49	23	18	6	17	7	109
10/28	HOUSTON	35-85	.412	15-37	.405	21-24	.875	13-30-43	20	23	6	12	2	106
11/19	@ San Antonio	37-87	.425	10-33	.303	17-21	.810	17-32-49	22	21	6	17	6	101
11/6	@ HOUSTON	54-96	.562	10-27	.370	9-15	.600	11-34-45	28	13	10	12	5	127
16/208	San Antonio	37-83	.446	14-36	.389	12-16	.750	8-33-41	20	13	6	20	6	100
2/26	@ HOUSTON	48-102	.471	11-38	.289	11-14	.786	20-40-60	22	14	4	16	5	118
18/055	San Antonio	42-100	.420	7-39	.179	15-21	.714	12-29-41	28	14	10	8	5	106

2024-25 Rockets vs. Spurs

PLAYER	G-GS	MIN	FIELD GOALS			3-POINT FG			FT-FTA	PCT	REBOUNDS			AST	PF	STL	TO	BLK	PTS	AVG
			FG-FGA	PCT	FG-FGA	PCT	FT-FTA	PCT			OFF	DEF	TOT							
Ja. Green	4-4	129	36-75	.480	17-40	.425	18-19	.947	1	18	19	15	5-0	0	12	1	107	26.8		
VanVleet	3-3	105	19-37	.514	8-20	.400	4-4	1.000	1	11	12	26	8-0	7	5	0	50	16.7		
Brooks	4-4	126	19-43	.442	11-22	.500	3-3	1.000	3	12	15	2	11-0	3	1	1	52	13.0		
Smith Jr.	4-4	117	18-41	.439	3-14	.214	6-8	.750	9	20	29	3	11-0	1	5	0	45	11.3		
Sengun	4-4	91	16-42	.381	2-4	.500	9-13	.692	11	22	33	14	12-0	5	7	4	43	10.8		
Thompson	4-1	93	18-27	.667	2-6	.333	3-6	.500	7	15	22	11	9-0	3	7	4	41	10.3		
Landale	3-0	40	12-23	.522	1-2	.500	4-6	.667	5	6	11	0	2-0	1	0	1	29	9.7		
Je. Green	2-0	26	8-14	.571	2-5	.400	0-0	---	3	1	4	0	1-0	1	0	0	18	9.0		
Eason	3-0	62	10-18	.556	1-6	.167	3-4	.750	5	6	11	5	8-0	6	1	2	24	8.0		
Adams	2-0	33	5-9	.556	0-1	.000	0-1	.000	3	5	8	5	3-0	2	2	2	10	5.0		
Tate	2-0	30	4-9	.444	1-2	.500	0-1	.000	2	5	7	3	1-0	0	0	0	9	4.5		
Whitmore	4-0	44	6-18	.333	0-9	.000	6-7	.857	1	4	5	1	1-0	1	1	1	18	4.5		
Williams	1-0	5	1-4	.250	0-3	.000	0-0	---	0	0	0	0	1-0	0	1	0	2	2.0		
Sheppard	4-0	36	2-7	.286	1-4	.250	2-2	1.000	1	3	4	6	1-0	0	0	0	7	1.8		
Holiday	2-0	23	1-5	.200	0-4	.000	0-0	---	0	2	2	0	0-0	0	0	0	2	1.0		
McVeigh	1-0	2	0-3	.000	0-1	.000	0-0	---	0	0	0	0	0-0	0	0	0	0	0.0		
ROCKETS	4-4	960	175-375	.467	49-143	.343	58-74	.784	52	130	182	91	74-0	30	51	15	457	114.3		

2024-25 Spurs vs. Rockets

PLAYER	G-GS	MIN	FIELD GOALS			3-POINT FG			FT-FTA	PCT	REBOUNDS			AST	PF	STL	TO	BLK	PTS	AVG
			FG-FGA	PCT	FG-FGA	PCT	FT-FTA	PCT			OFF	DEF	TOT							
Wembanyama	3-3	90	22-45	.489	4-16	.250	10-12	.833	7	26	33	6	6-0	1	11	10	58	19.3		
Sochan	3-2	83	20-38	.526	0-3	.000	6-9	.667	9	17	26	7	7-0	2	6	1	46	15.3		
Johnson	4-0	104	20-41	.488	1-11	.091	13-15	.867	6	16	22	3	5-0	3	1	1	54	13.5		
Mamukelashvili	2-0	36	9-17	.529	4-11	.364	0-0	---	4	7	11	1	3-0	3	2	2	22	11.0		
Champagnie	4-3	103	15-32	.469	7-21	.333	4-4	1.000	5	13	18	4	6-0	1	5	4	41	10.3		
Castle	4-1	100	15-43	.349	2-15	.133	7-10	.700	4	7	11	13	8-0	9	6	1	39	9.8		
Vassell	1-1	24	4-9	.444	1-4	.250	0-1	.000	0	5	5	3	0-0	0	2	0	9	9.0		
Paul	4-4	97	10-25	.400	7-15	.467	6-6	1.000	3	1	4	20	10-0	4	9	0	33	8.3		
Branham	4-0	56	11-20	.550	4-7	.571	6-8	.750	0	9	9	5	2-0	1	6	2	32	8.0		
Collins	3-0	46	6-13	.462	2-4	.500	7-8	.875	3	9	12	6	5-0	2	2	0	21	7.0		
Fox	1-1	28	3-12	.250	1-5	.200	0-0	---	0	3	3	3	2-0	0	2	1	7	7.0		
Bassey	1-0	8	2-2	1.000	0-0	---	2-2	1.000	0	6	6	0	0-0	0	2	0	6	6.0		
Cissoko	1-0	8	2-3	.667	1-1	1.000	0-0	---	1	1	2	2	2-0	0	1	0	5	5.0		
Barnes	4-4	93	6-17	.353	3-7	.429	3-3	1.000	1	7	8	3	2-0	0	4	1	18	4.5		
Wesley	4-0	45	7-21	.333	2-6	.333	2-6	.333	2	2	4	11	4-0	1	2	0	18	4.5		
Biyombo	1-1	14	2-5	.400	0-0	---	0-0	---	2	1	3	1	2-0	0	0	1	4	4.0		
Duke Jr.	1-0	8	1-4	.250	0-1	.000	1-2	.500	0	0	0	2	1-0	0	0	0	3	3.0		
Ingram	1-0	7	0-1	.000	0-0	---	0-0	---	0	1	1	0	1-0	0	0	0	0	0.0		
McLaughlin	1-0	5	0-0	---	0-0	---	0-0	---	0	0	0	3	0-0	1	0	0	0	0.0		
Minix	1-0	7	0-1	.000	0-0	---	0-0	---	0	2	2	0	0-0	0	0	0	0	0.0		
SPURS	4-4	960	155-349	.444	39-128	.305	67-86	.779	47	133	180	93	66-0	28	62	24	416	104.0		

Toronto Raptors



SEASON SERIES

	2024-25	All-Time	Playoffs
Overall	2-0	32-26	0-0
Home	1-0	22-7	0-0
Away	1-0	10-19	0-0
Neutral	0-0	0-0	0-0

Series Information

Current Streak: Won 2
Current Home Streak: Won 2
Current Road Streak: Won 1
Longest Winning Streak: 4 (Feb. 20, 1997-Mar. 25, 1999)
Longest Losing Streak: 4 (Feb. 10, 2022-Feb. 3, 2023)
Biggest Winning Margin: 30 (127-97; Nov. 20, 1997)
Biggest Losing Margin: 21 (94-73; Jan. 2, 2009)
Most Points Scored: 135 (135-106; Feb. 2, 2024)
Most Points Allowed: 139 (Feb. 10, 2022)
Fewest Points Scored: 73 (Jan. 2, 2009)
Fewest Points Allowed: 76 (2x; last Feb. 21, 2015)

Season-by-Season Results

1995-96: 2-0 2011-12: 1-1
 1996-97: 1-1 2012-13: 1-1
 1997-98: 2-0 2013-14: 1-1
 1998-99: 1-0 2014-15: 1-1
 1999-00: 0-2 2015-16: 2-0
 2000-01: 2-0 2016-17: 1-1
 2001-02: 1-1 2017-18: 0-2
 2002-03: 2-0 2018-19: 2-0
 2003-04: 1-1 2019-20: 1-0
 2004-05: 1-1 2020-21: 1-1
 2005-06: 0-2 2021-22: 0-2
 2006-07: 1-1 2022-23: 0-2
 2007-08: 1-1 2023-24: 1-1
 2008-09: 1-1 2024-25: 2-0
 2009-10: 1-1
 2010-11: 1-1

2024-25 Rockets vs. Raptors Game-by-Game Results

DATE	GAME	FG-A	PCT	3FG-A	PCT	FT-A	PCT	OR-DR-REB	AST	PF	ST	TO	BS	PTS
12/22	HOUSTON	40-89	.449	7-28	.250	27-33	.818	18-35-53	18	14	12	21	6	114
19,305	@ Toronto	42-92	.457	17-43	.395	9-13	.395	11-31-42	33	25	10	21	3	110
2/9	@ HOUSTON	31-86	.360	10-38	.263	22-28	.786	10-48-58	17	19	8	15	3	94
16,829	Toronto	33-90	.367	8-42	.190	13-17	.765	7-41-48	19	21	5	10	6	87

2024-25 Rockets vs. Raptors

PLAYER	G-GS	MIN	FIELD GOALS			3-POINT FG			REBOUNDS			AST	PF	STL	TO	BLK	PTS	AVG
			FG-FGA	PCT	FG-FGA	PCT	FT-FTA	PCT	OFF	DEF	TOT							
Brooks	2-2	74	11-28	.393	4-14	.286	20-23	.870	4	9	13	4	6-0	3	7	0	46	23.0
Ja. Green	2-2	68	16-39	.410	4-14	.286	4-7	.571	1	15	16	5	3-0	0	5	1	40	20.0
Smith Jr.	1-1	37	4-9	.444	1-3	.333	6-6	1.000	3	6	9	0	2-0	1	3	4	15	15.0
Je. Green	1-0	20	4-7	.571	0-3	.000	6-7	.857	2	3	5	1	2-0	0	1	0	14	14.0
Whitmore	2-0	39	9-21	.429	4-11	.364	0-0	---	2	8	10	2	2-0	4	2	0	22	11.0
Thompson	2-1	64	7-14	.500	1-2	.500	3-5	.600	5	10	15	7	5-0	3	6	1	18	9.0
Sengun	2-2	36	7-17	.412	0-2	.000	3-5	.600	4	9	13	5	2-0	3	6	2	17	8.5
Holiday	1-1	27	2-8	.250	1-6	.167	1-1	1.000	0	4	4	3	2-0	1	2	0	6	6.0
Tate	2-0	30	4-8	.500	1-1	1.000	3-4	.750	3	3	6	1	4-0	3	1	0	12	6.0
Landale	2-0	28	4-8	.500	0-1	.000	3-3	1.000	2	8	10	1	3-0	0	1	1	11	5.5
Sheppard	2-0	20	2-6	.333	1-4	.250	0-0	---	0	2	2	1	0-0	0	1	0	5	2.5
VanVleet	1-1	38	1-10	.100	0-5	.000	0-0	---	2	6	8	5	2-0	2	1	0	2	2.0
ROCKETS	2-2	480	71-175	.406	17-66	.258	49-61	.803	28	83	111	35	33-0	20	36	9	208	104.0

2024-25 Raptors vs. Rockets

PLAYER	G-GS	MIN	FIELD GOALS			3-POINT FG			REBOUNDS			AST	PF	STL	TO	BLK	PTS	AVG
			FG-FGA	PCT	FG-FGA	PCT	FT-FTA	PCT	OFF	DEF	TOT							
Quickley	1-1	30	6-15	.400	3-9	.333	5-6	.833	1	7	8	3	2-0	1	4	0	20	20.0
Walter	2-1	53	13-28	.464	8-16	.500	3-4	.750	3	2	5	3	7-1	1	2	0	37	18.5
Agbaji	2-2	64	12-22	.545	1-6	.167	1-2	.500	2	8	10	3	0-0	1	2	0	26	13.0
Shead	2-0	52	11-16	.688	3-6	.500	0-0	---	0	6	6	12	4-0	2	4	1	25	12.5
Barnes	2-2	77	8-34	.235	0-16	.000	5-8	.625	3	16	19	11	5-0	5	2	1	21	10.5
Boucher	2-0	37	8-18	.444	2-8	.250	1-1	1.000	3	5	8	6	4-0	1	4	0	19	9.5
Olynyk	1-0	25	3-8	.375	2-4	.500	0-0	---	2	7	9	4	5-0	2	5	1	8	8.0
Dick	2-2	46	5-13	.385	2-5	.400	2-3	.667	1	2	3	6	4-0	2	3	0	14	7.0
Mogbo	2-2	48	4-13	.308	0-7	.000	5-6	.833	0	9	9	4	8-0	0	2	5	13	6.5
Battle	2-0	31	4-10	.400	3-7	.429	0-0	---	1	3	4	0	3-0	0	2	0	11	5.5
Robinson	1-0	17	1-5	.200	1-1	1.000	0-0	---	2	7	9	0	4-0	0	1	1	3	3.0
RAPTORS	2-2	480	75-182	.412	25-85	.294	22-30	.733	18	72	90	52	46-1	15	31	9	197	98.5



SEASON SERIES			
	2024-25	All-Time	Playoffs
Overall	2-1	105-116	22-22
Home	1-0	64-44	14-9
Away	1-1	39-72	8-13
Neutral	0-0	0-0	0-0

Series Information

Current Streak: Won 2
Current Home Streak: Won 3
Current Road Streak: Won 1
Longest Winning Streak: 8 (Feb. 23, 1981-Apr. 16, 1982)
Longest Losing Streak: 12 (Jan. 25, 1997-Mar. 9, 2000)
Biggest Winning Margin: 45 (125-80; Jan. 28, 2013)
Biggest Losing Margin: 37 (117-80; Mar. 7, 1989)
Most Points Scored: 147 (147-119; Mar. 23, 2024)
Most Points Allowed: 138 (Dec. 15, 1983)
Fewest Points Scored: 69 (Apr. 10, 2004)
Fewest Points Allowed: 63 (Jan. 3, 2004)

Season-by-Season Results

1974-75: 5-3 1988-89: 2-4 2002-03: 1-3 2016-17: 1-2
 1975-76: 2-4 1989-90: 3-2 2003-04: 2-2 2017-18: 4-0
 1976-77: 2-2 1990-91: 2-2 2004-05: 2-2 2018-19: 2-2
 1977-78: 1-3 1991-92: 1-4 2005-06: 1-2 2019-20: 2-1
 1978-79: 4-0 1992-93: 4-1 2006-07: 1-3 2020-21: 0-3
 1979-80: 2-0 1993-94: 3-3 2007-08: 1-2 2021-22: 1-3
 1980-81: 4-2 1994-95: 2-3 2008-09: 2-2 2022-23: 1-2
 1981-82: 6-0 1995-96: 2-2 2009-10: 2-2 2023-24: 3-1
 1982-83: 0-6 1996-97: 2-2 2010-11: 2-1 2024-25: 2-1
 1983-84: 1-5 1997-98: 0-4 2011-12: 1-2
 1984-85: 3-3 1998-99: 0-3 2012-13: 3-1
 1985-86: 3-3 1999-00: 1-3 2013-14: 2-1
 1986-87: 3-3 2000-01: 1-3 2014-15: 3-1
 1987-88: 3-3 2001-02: 2-2 2015-16: 2-2

2024-25 Rockets vs. Jazz Game-by-Game Results

DATE	GAME	FG-A	PCT	3FG-A	PCT	FT-A	PCT	OR-DR-REB	AST	PF	ST	TO	BS	PTS
2/22	HOUSTON	44-100	.440	17-43	.395	10-18	.556	8-33-41	33	17	3	7	2	115
18.175	@ Utah	49-98	.500	13-40	.325	13-27	.481	16-42-58	28	18	4	8	3	124
3/27	HOUSTON	47-102	.461	12-37	.324	15-19	.789	18-33-51	26	14	7	9	5	121
18.175	@ Utah	43-79	.544	11-23	.478	13-17	.765	3-30-33	29	20	5	16	5	110
4/2	@ HOUSTON	56-104	.538	19-45	.422	12-19	.632	18-45-63	30	18	4	10	6	143
18.055	Utah	40-94	.426	10-40	.250	15-23	.652	10-29-39	25	14	7	10	6	105

2024-25 Rockets vs. Jazz

PLAYER	G-GS	MIN	FIELD GOALS			3-POINT FG			FT-FTA	PCT	REBOUNDS			AST	PF	STL	TO	BLK	PTS	AVG
			FG-FGA	PCT	3FG-FGA	PCT	OFF	DEF			TOT									
Sengun	3-3	96	28-55	.509	1-4	.250	18-25	.720	10	26	36	18	8-0	0	8	4	75	25.0		
Ja. Green	3-3	99	24-56	.429	14-29	.483	6-12	.500	5	10	15	18	7-0	1	4	0	68	22.7		
Thompson	3-3	92	20-32	.625	3-5	.600	3-5	.600	8	15	23	12	9-0	3	2	3	46	15.3		
Eason	2-1	54	13-18	.722	4-7	.571	0-2	.000	3	12	15	5	5-0	3	2	3	30	15.0		
Brooks	3-3	89	17-36	.472	6-18	.333	0-0	---	3	11	14	8	5-0	2	2	0	40	13.3		
Smith Jr.	3-1	82	11-36	.306	4-18	.222	3-3	1.000	6	20	26	4	5-0	0	0	0	29	9.7		
Je. Green	2-0	29	7-11	.636	5-8	.625	0-0	---	0	2	2	2	1-0	0	0	0	19	9.5		
Sheppard	2-0	17	6-11	.545	6-10	.600	0-0	---	0	3	3	2	1-0	0	0	0	18	9.0		
Landale	3-0	44	9-15	.600	0-3	.000	2-2	1.000	6	3	9	3	3-0	1	2	1	20	6.7		
Whitmore	2-0	22	4-7	.571	1-3	.333	3-4	.750	0	4	4	5	0-0	0	1	0	12	6.0		
Holiday	3-0	45	5-15	.333	3-12	.250	0-0	---	0	5	5	6	4-0	3	3	1	13	4.3		
VanVleet	1-1	34	1-10	.100	1-7	.143	1-1	1.000	1	0	1	6	0-0	1	2	1	4	4.0		
Williams	1-0	5	1-2	.500	0-0	---	1-2	.500	0	0	0	0	0-0	0	0	0	3	3.0		
Tate	1-0	12	1-2	.500	0-1	.000	0-0	---	2	0	2	0	1-0	0	0	0	2	2.0		
ROCKETS	3	720	147-306	.480	48-125	.384	37-56	.661	44	111	155	89	49-0	14	26	13	379	126.3		

2024-25 Jazz vs. Rockets

PLAYER	G-GS	MIN	FIELD GOALS			3-POINT FG			FT-FTA	PCT	REBOUNDS			AST	PF	STL	TO	BLK	PTS	AVG
			FG-FGA	PCT	3FG-FGA	PCT	OFF	DEF			TOT									
Markkanen	1-1	32	8-19	.421	3-10	.300	4-4	1.000	2	8	10	0	2-0	0	1	0	23	23.0		
George	3-0	86	20-39	.513	8-18	.444	13-18	.722	0	12	12	14	1-0	0	3	0	61	20.3		
Sexton	2-2	57	17-34	.500	4-6	.667	1-1	1.000	0	1	1	9	3-0	1	3	1	39	19.5		
Collier	3-3	96	18-36	.500	4-11	.364	10-17	.588	1	9	10	25	4-0	2	7	2	50	16.7		
Sensabaugh	3-2	81	13-31	.419	9-18	.500	4-6	.667	1	9	10	6	4-0	1	5	0	39	13.0		
Filipowski	3-2	80	12-30	.400	1-12	.083	5-8	.625	4	16	20	8	13-0	5	3	4	30	10.0		
K. Martin	3-1	68	14-21	.667	1-6	.167	1-3	.333	1	8	9	5	5-0	0	1	0	30	10.0		
Kessler	3-3	87	11-18	.611	0-1	.000	2-8	.250	15	23	38	6	9-0	3	5	6	24	8.0		
Juzang	3-0	61	10-25	.400	2-13	.154	0-0	---	3	4	7	4	3-0	3	1	0	22	7.3		
Williams	2-1	44	6-13	.462	1-5	.200	0-0	---	1	7	8	2	4-0	0	1	1	13	6.5		
Mykhailiuk	1-0	15	1-2	.500	1-2	.500	0-0	---	0	0	0	2	1-0	1	3	0	3	3.0		
Springer	3-0	14	2-3	.667	0-1	.000	1-2	.500	1	4	5	1	3-0	0	0	0	5	1.7		
JAZZ	3	720	132-271	.487	34-103	.330	41-67	.612	29	101	130	82	52-0	16	34	14	339	113.0		

Washington Wizards



SEASON SERIES

	2024-25	All-Time	Playoffs
Overall	2-0	80-82	4-2
Home	1-0	47-31	2-1
Away	1-0	31-47	2-1
Neutral	0-0	2-4	0-0

Series Information

Current Streak: Won 5
Current Home Streak: Won 2
Current Road Streak: Won 4
Longest Winning Streak: 7 (Jan. 3, 2006-Nov. 21, 2008)
Longest Losing Streak: 12 (Jan. 8, 1969-Jan. 23, 1971)
Biggest Winning Margin: 30 (123-93; Feb. 15, 2005)
Biggest Losing Margin: 42 (156-114; Mar. 1, 1968)
Most Points Scored: 159 (Oct. 30, 2019)
Most Points Allowed: 158 (Oct. 30, 2019)
Fewest Points Scored: 82 (Dec. 6, 2001)
Fewest Points Allowed: 69 (2x: last Feb. 26, 2008)

Season-by-Season Results

1967-68: 0-7 1983-84: 0-2 2000-01: 2-0 2016-17: 2-0
 1968-69: 1-5 1984-85: 0-2 2001-02: 1-1 2017-18: 1-1
 1969-70: 0-6 1985-86: 2-0 2002-03: 1-1 2018-19: 1-1
 1970-71: 1-4 1986-87: 1-1 2003-04: 2-0 2019-20: 1-0
 1971-72: 2-3 1987-88: 2-0 2004-05: 1-1 2020-21: 1-1
 1972-73: 2-5 1988-89: 0-2 2005-06: 2-0 2021-22: 2-0
 1973-74: 3-4 1989-90: 1-1 2006-07: 2-0 2022-23: 1-1
 1974-75: 2-5 1990-91: 1-1 2007-08: 2-0 2023-24: 2-0
 1975-76: 3-4 1991-92: 2-0 2008-09: 1-1 2024-25: 2-0
 1976-77: 3-1 1992-93: 1-1 2009-10: 2-0
 1977-78: 1-3 1993-94: 1-1 2010-11: 1-1
 1978-79: 2-2 1994-95: 2-0 2011-12: 2-0
 1979-80: 2-4 1995-96: 1-1 2012-13: 1-1
 1980-81: 0-2 1996-97: 2-0 2013-14: 2-0
 1981-82: 2-0 1997-98: 1-1 2014-15: 1-1
 1982-83: 1-1 1999-00: 1-1 2015-16: 1-1

2024-25 Rockets vs. Wizards Game-by-Game Results

DATE	GAME	FG-A	PCT	3FG-A	PCT	FT-A	PCT	OR-DR-REB	AST	PF	ST	TO	BS	PTS
11/11	@ HOUSTON	40-87	.460	5-23	.217	22-25	.880	17-41-58	13	17	12	21	10	107
15.998	Washington	36-88	.409	11-31	.355	9-13	.692	8-26-34	21	17	14	19	5	92
1/7	HOUSTON	50-97	.515	15-38	.395	20-23	.870	19-30-49	31	17	15	10	2	135
129.30	@ Washington	41-89	.461	15-40	.375	15-20	.750	16-27-43	21	19	6	18	4	112

2024-25 Rockets vs. Wizards

PLAYER	G-GS	MIN	FIELD GOALS			3-POINT FG			REBOUNDS			AST	PF	STL	TO	BLK	PTS	AVG
			FG-FGA	PCT	FG-FGA	PCT	FT-FTA	PCT	OFF	DEF	TOT							
Sengun	2-2	61	24-42	.571	1-3	.333	4-4	1.000	11	16	27	9	3-0	2	6	3	53	26.5
Ja. Green	2-2	67	16-37	.432	8-21	.381	7-7	1.000	4	8	12	4	1-0	4	7	0	47	23.5
VaniVleet	1-1	38	7-15	.467	2-9	.222	3-3	1.000	1	0	1	12	3-0	4	2	1	19	19.0
Whitmore	1-0	18	6-8	.750	3-3	1.000	2-2	1.000	1	0	1	0	0-0	1	0	0	17	17.0
Thompson	2-2	69	11-16	.688	0-1	.000	11-14	.786	5	18	23	5	6-0	7	2	4	33	16.5
Smith Jr.	1-1	32	2-10	.200	1-7	.143	6-6	1.000	2	7	9	0	1-0	0	1	11	11.0	
Eason	1-0	26	5-10	.500	0-2	.000	0-0	---	0	6	6	2	2-0	3	2	2	10	10.0
Brooks	2-2	51	8-20	.400	3-6	.500	0-0	---	3	2	5	5	5-0	2	2	0	19	9.5
Holiday	2-0	40	4-8	.500	1-4	.250	6-6	1.000	2	1	3	5	7-0	2	2	0	15	7.5
Je. Green	1-0	10	2-4	.500	0-2	.000	3-4	.750	0	1	1	0	1-0	0	0	0	7	7.0
Sheppard	1-0	17	3-5	.600	1-1	1.000	0-0	---	0	1	1	0	1-0	1	0	0	7	7.0
Adams	2-0	27	1-3	.333	0-0	---	0-2	.000	5	8	13	1	3-0	0	5	0	2	1.0
Tate	2-0	16	1-5	.200	0-1	.000	0-0	---	1	1	2	0	1-0	1	0	0	2	1.0
Landale	1-0	3	0-0	---	0-0	---	0-0	---	1	2	3	1	0-0	0	0	0	0	0.0
McVeigh	1-0	2	0-0	---	0-0	---	0-0	---	0	0	0	0	0-0	0	0	0	0	0.0
Williams	1-0	3	0-1	.000	0-1	.000	0-0	---	0	0	0	0	0-0	1	1	0	0	0.0
ROCKETS	2-2	480	90-184	.489	20-61	.328	42-48	.875	36	71	107	44	34-0	27	31	12	242	121.0

2024-25 Wizards vs. Rockets

PLAYER	G-GS	MIN	FIELD GOALS			3-POINT FG			REBOUNDS			AST	PF	STL	TO	BLK	PTS	AVG
			FG-FGA	PCT	FG-FGA	PCT	FT-FTA	PCT	OFF	DEF	TOT							
Kispert	2-0	67	12-22	.545	7-14	.500	4-5	.800	2	3	5	4	4-0	3	4	0	35	17.5
Kuzma	2-2	41	11-27	.407	4-12	.333	2-5	.400	0	10	10	2	3-0	2	5	0	28	14.0
Valanciunas	2-0	39	11-18	.611	0-0	---	6-6	1.000	4	8	12	3	3-0	1	2	0	28	14.0
Coulibaly	2-2	66	10-19	.526	0-4	.000	3-4	.750	5	4	9	1	2-0	1	6	1	23	11.5
Carrington	2-2	65	7-14	.500	6-8	.750	2-3	.667	1	5	6	11	4-0	4	1	2	22	11.0
Poole	1-1	34	5-14	.357	1-5	.200	0-0	---	0	5	5	6	3-0	4	8	0	11	11.0
Butler	2-0	26	6-14	.429	2-4	.500	4-4	1.000	0	0	0	6	2-0	1	3	1	18	9.0
George	2-1	52	7-19	.368	3-11	.273	0-0	---	3	3	6	6	5-0	2	2	1	17	8.5
Champagnie	1-0	21	2-4	.500	1-2	.500	2-2	1.000	2	3	5	0	4-0	1	0	1	7	7.0
Sarr	2-2	51	3-21	.143	0-8	.000	1-4	.250	4	11	15	2	6-0	1	3	3	7	3.5
Davis	1-0	2	1-1	1.000	1-1	1.000	0-0	---	1	0	1	0	0-0	0	0	0	3	3.0
Baldwin Jr.	2-0	6	2-2	1.000	1-1	1.000	0-0	---	1	0	1	0	0-0	0	1	0	5	2.5
Bagley	1-0	2	0-0	---	0-0	---	0-0	---	0	1	1	1	0-0	0	1	0	0	0.0
Gill	2-0	6	0-1	.000	0-1	.000	0-0	---	0	0	0	0	0-0	0	0	0	0	0.0
Holmes	1-0	3	0-1	.000	0-0	---	0-0	---	1	0	1	0	0-0	0	0	0	0	0.0
WIZARDS	2-2	480	77-177	.435	26-71	.366	24-33	.727	24	53	77	42	36-0	20	37	9	204	102.0

>>>Return to Table of Contents

Official Partner of The Houston Rockets

healthypawsSM
a Chubb Company



Dream team: Healthy Paws & The Houston Rockets.

The slam dunk for 620,000 pet parents.

No payout limits... ever.

Coverage for accidents, illnesses,
hereditary conditions and more.

Most claims are processed
within 2 days.

Backed by Chubb, a trusted
name in insurance.



Scan to get your free quote

Protected. Like Family.

Healthy Paws, a Chubb Company, is the marketing name used to refer to the pet insurance products underwritten and provided by ACE American Insurance Company, Westchester Fire Insurance Company, Indemnity Insurance Company of North America, ACE Property and Casualty Insurance Company and Atlantic Employers Insurance Company and one or more of their U.S. based Chubb underwriting company affiliates.



Opponent



CORPORATE
TRAVELER™

Powered by
melon

Business Travel that scores



[Click here for more information](#)

NBA G League

Olympic Tower, 645 5th Avenue; New York, NY 10022
Media Relations: Devon Garden (dgarden@nba.com)

Austin Spurs (San Antonio Spurs)

Arena: H-E-B Center at Cedar Park
1717 Scottsdale Drive, Suite 155, Cedar Park, TX 78641
Media Relations Contact:
Loren Leal'ie'e (llealiee@spurs.com)
Tel: (512) 236-8333

Birmingham Squadron (New Orleans Pelicans)

950 22nd Street N, Suite 925, Birmingham, AL 35203
Birmingham Squadron (New Orleans Pelicans)
Arena: Legacy Arena at the BJCC
950 22nd Street N, Suite 925, Birmingham, AL 35203
Media Relations Contact:
Trey Hines (trey.hines@pelicans.com)
Tel: (205) 719-0850

Capital City Go-Go (Washington Wizards)

Arena: CareFirst Arena
1100 Oak Drive SE, Washington, DC 20032
Media Relations Contact:
Matt Quinn (mquinn@monumentalsports.com)
Tel: (202) 318-5278

Cleveland Charge (Cleveland Cavaliers)

Arena: Cleveland Public Hall
1 Center Court, Cleveland, OH, 44115
Media Relations Contact:
Sean Wyatt (SWyatt@cavs.com)
Tel: (216) 420-2730

College Park Skyhawks (Atlanta Hawks)

Arena: Gateway Center Arena at College Park
101 Marietta Street NW, Suite 1900, Atlanta, GA 30303
Media Relations Contact:
Jay Winters (Jay.winters@hawks.com)
Tel: (404) 878-3800

Delaware Blue Coats (Philadelphia 76ers)

Arena: Chase Fieldhouse
401 Garasches Lane, Wilmington, DE 19801
Tel: (302) 504-7587
Media Relations Contact:
Alex Yoh (alexeyoh@76ers.com and
BlueCoatsPR@76ers.com)

Grand Rapids Gold (Denver Nuggets)

Arena: Van Andel Arena
130 Fulton Street W, Grand Rapids, MI 49503
Media Relations Contact:
Brittney DeLand (bdeland@nbagrandrapids.com)
Tel: (844) 947-4653

Greensboro Swarm (Charlotte Hornets)

Arena: Novant Health Fieldhouse
2411 B West Gate City Boulevard, Greensboro, NC
27403
Media Relations Contact:
Ben Creider (bcreider@hornets.com)
Tel: (918) 510-3909

Iowa Wolves (Minnesota Timberwolves)

Arena: Wells Fargo Arena
730 3rd Street, Des Moines, IA 50309
Media Relations Contact:
Emily Wade (emily.wade@iawolves.com)
Tel: (515) 564-8550

Long Island Nets (Brooklyn Nets)

Arena: Nassau Veterans Memorial Coliseum
1255 Hempstead Turnpike, Uniondale, New York 11553
Media Relations Contact:
Jake Wolf (jwolf@bseglobal.net)
Tel: (516) 654-8199

Maine Celtics (Boston Celtics)

Arena: Portland Exposition Building
239 Park Avenue, Portland, ME 04102
Media Relations Contact:
Evans Boston (EBoston@maineceltics.com)
Tel: (207) 835-6765

Memphis Hustle (Memphis Grizzlies)

Arena: Landers Center
191 Beale Street, Memphis, TN 38103
Media Relations Contact:
Brandon Abraham (BAbraham@grizzlies.com)
Tel: (901) 530-0098

Mexico City Capitanes

Arena: Arena Ciudad de México
Av. de las Granjas 800, Santa Barbara, Azcapotzalco,
02230, Mexico City, Mexico
Media Relations Contact:
Adriana Barrón (abarron@capitanes.mx);
Eduardo Chavez (eduardo@capitanes.mx)
Tel: +52 55 6414 6100

Motor City Cruise (Detroit Pistons)

Arena: Wayne State Fieldhouse
1290 West Warren Avenue, Detroit, MI 48201
Media Relations Contact:
Brody Hickie (bhickie@pistons.com)
Tel: (313) 577-4069

Noblesville Boom (Indiana Pacers)

Arena: The Arena at Innovation Mile
14157 CJ Way, Noblesville, IN 46060
Media Relations Contact:
Erin Wittern (ewittern@pacers.com)
Tel: (765) 618-5339

Oklahoma City Blue (Oklahoma City Thunder)

Arena: Paycom Center
208 Thunder Drive, Oklahoma City, OK 73102
Media Relations Contact:
Maggie Watkins (mwatkins@okcthunder.com)
Tel: (405) 208-4800

Osceola Magic (Orlando Magic)

Arena: Silver Spurs Arena
1875 Silver Spur Lane, Kissimmee, FL 34744
Media Relations Contact:
Alex Koslow (AKoslow@osceolamagic.com)
Tel: (407) 447-2140

Raptors 905 (Toronto Raptors)

Arena: Paramount Fine Foods Centre
5600 Rose Cherry Place, Mississauga, ON L4Z4B6
Media Relations Contact:
Safia Hersi (SHersi@raptors905.com)
Tel: (416) 815-5600

Rio Grande Valley Vipers (Houston Rockets)

Arena: Bert Ogdan Arena
4900 South I-69; Edinburg, TX 78539
Media Relations Contact:
Juanita Maldonado (juanita@rgvipers.com)
Tel: (956) 843-0072

Rip City Remix (Portland Trail Blazers)

Arena: Chiles Center
1 Center Court Suite 200, Portland, OR 97277
Media Relations Contact:
Kat Kay (kat.kay@ripcity.com)
Tel: (503) 235-8771

Salt Lake City Stars (Utah Jazz)

Arena: Maverik Center
3200 S Decker Lake Drive, West Valley City, UT 84119
Media Relations Contact:
Megan Zipfel (megan.zipfel@utahjazz.com)
Tel: (801) 325-7827

San Diego Clippers (LA Clippers)

Arena: Frontwave Arena
3510 Village Commercial Dr. Oceanside, CA 92056
Media Relations Contact:
Quinlan Corrigan (qcorrigan@clippers.com);
Matt Leiva (mleiva@clippers.com)
Tel: (800) 736-4500

Santa Cruz Warriors (Golden State Warriors)

Arena: Kaiser Permanente Arena
903 Pacific Avenue, Suite 101, Santa Cruz, CA 95060
Media Relations Contact:
Andrew Winfield (awinfield@warriors.com)
Tel: (831) 535-7069

Sioux Falls Skyforce (Miami Heat)

Arena: Sanford Pentagon
2131 South Minnesota Avenue, Sioux Falls, SD 57105
Media Relations Contact:
Nick Robinson (nick@skyforceonline.com)
Tel: (605) 332-0605

South Bay Lakers (Los Angeles Lakers)

Arena: UCLA Health Training Center
2275 E Mariposa Avenue, El Segundo, CA 90245
Media Relations Contact:
Julia Fung (jfung@sb-lakers.com)
Tel: (310) 426-6000

Stockton Kings (Sacramento Kings)

Arena: Adventist Health Arena
248 W Fremont St., Stockton, CA 95203
Media Relations Contact:
Paige Jefferson (pjjefferson@stocktonkings.com)
Tel: (888) 564-7209

Texas Legends (Dallas Mavericks)

Arena: Comerica Center
2601 Avenue of the Stars, Suite 300, Frisco, TX 75034
Media Relations Contact:
Mylles Royals (mroyals@texlegends.com)
Tel: (214) 469-0822

Westchester Knicks (New York Knicks)

Arena: Westchester County Center
711 Old Saw Mill River Road, Tarrytown, NY 10591
Media Relations Contact:
Joshua DeLorme (joshua.delorme@msgsports.com)
Tel: (347) 714-2403

Windy City Bulls (Chicago Bulls)

Arena: NOW Arena
5333 Prairie Stone Parkway, Hoffman Estates, IL 60192
Media Relations Contact:
Austen Thomas (Athomas@bulls.com)
Tel: (847) 396-7070

Wisconsin Herd (Milwaukee Bucks)

Arena: Oshkosh Arena
549 High Avenue, Oshkosh, WI 54901
Media Relations Contact:
Jamie Winsted (jamie.winsted@wisconsinherd.com)
Tel: (920) 233-4374

2024-25 G League in Review

2024-25 G League Standings

Eastern Conference

	Overall	Pct.	Home	Road
Osceola	22-12	.647	13-4	9-8
Westchester	22-12	.647	1-6	11-6
Maine	21-13	.618	10-7	11-6
Capital City	20-14	.588	8-9	12-5
Greensboro	20-14	.588	11-6	9-8
Indiana	20-14	.588	11-6	9-8
Motor City	19-15	.559	10-7	9-8
Wisconsin	19-15	.559	10-7	9-8
College Park	17-17	.500	8-9	9-8
Long Island	17-17	.500	8-9	9-8
Cleveland	16-18	.471	7-10	9-8
Grand Rapids	15-19	.441	7-10	8-9
Delaware	14-20	.412	9-8	5-12
Raptors 905	13-21	.382	7-10	6-11
Birmingham	12-22	.353	6-11	6-11
Windy City	11-23	.324	6-11	5-12

Western Conference

	Overall	Pct.	Home	Road
Austin	22-12	.647	12-5	10-7
Stockton	22-12	.647	14-3	8-9
Salt Lake City	21-13	.618	11-6	10-7
Rio Grande Valley	20-14	.588	12-5	8-9
Santa Cruz	20-14	.588	8-9	12-5
Valley	20-14	.588	11-6	9-8
Oklahoma City	18-16	.529	9-8	9-8
Sioux Falls	18-16	.529	11-6	7-10
Mexico City	16-18	.471	9-8	7-10
South Bay	16-18	.471	9-8	7-10
Memphis	15-19	.441	8-9	7-10
Rip City	14-20	.412	8-9	6-11
San Diego	12-22	.353	7-10	5-12
Texas	8-26	.235	4-13	4-13
Iowa	7-27	.206	6-11	1-16

2025 G League Playoffs

Conference Quarterfinals

- (4) Indiana 120, (5) Greensboro 110
- (3) Maine 115, (6) Capital City 95
- (3) Salt Lake City 129, (6) Rio Grande Valley 102
- (5) Valley 131, (4) Santa Cruz 125

Conference Semifinals

- (3) Maine 124, (2) Westchester 118
- (1) Osceola 129, (4) Indiana 114
- (2) Austin, (3) Salt Lake City 113
- (1) Stockton 122, (5) Valley 114

Conference Finals

- (1) Osceola 135, (3) Maine 122
- (1) Stockton 118, (2) Austin 112

Finals

- Game 1 - Osceola 129, Stockton 118
- Game 2 - Stockton 144, Osceola 125
- Game 3 - Stockton 118, Osceola 110

2024-25 G League Award Winners

Most Valuable Player	J.D. Davison, Maine
Coach of the Year	Scott King, Austin
Basketball Executive of the Year	Ryan Borges, Westchester
Defensive Player of the Year	Braxton Key, Santa Cruz
Rookie of the Year	Trey Alexanders, Grand Rapids
Sportsmanship Award	Galen Robinson Jr., Birmingham
Most Improved Player	E.J. Harkless, Salt Lake City

Rockets G League Affiliate



Rio Grande Valley Vipers

Bert Ogden Arena
4900 S. I-69
Edinburg, TX 78539
(956) 972-1144

Directory

Principal Owner Alonzo Cantu
CEO Rene Borrego
Head Coach Joseph Blair
Media Contact..... Juanita Maldonado (juanita@rgvipers.com)

Team History

Season	Coach	Regular Season			Playoffs		
		W	L	Pct.	W	L	Pct.
2007-08	Bob Hoffman/ Brian Walsh	21	29	.420	-	-	-
2008-09	Clay Moser	21	29	.420	-	-	-
2009-10	Chris Finch	34	16	.680	6	2	.750
2010-11	Chris Finch	33	17	.660	5	3	.625
2011-12	Nick Nurse	24	26	.480	-	-	-
2012-13	Nick Nurse	35	15	.700	6	0	1.000
2013-14	Nevada Smith	30	20	.600	3	3	.500
2014-15	Nevada Smith	27	23	.540	-	-	-
2015-16	Matt Brase	29	21	.580	1	2	.333
2016-17	Matt Brase	32	18	.640	5	4	.556
2017-18	Matt Brase	29	21	.580	1	1	.500
2018-19	Joseph Blair	34	16	.680	4	1	.800
2019-20	M. Abdelfattah	15	27	.357	-	-	-
2020-21	M. Abdelfattah	9	6	.600	0	1	.000
2021-22	M. Abdelfattah	24	10	.706	4	0	1.000
2022-23	Kevin Burluson	18	14	.563	3	2	.600
2023-24	Kevin Burluson	20	14	.588	0	1	.000
2024-25	Joseph Blair	20	14	.588	0	1	.000

Championships

2009-10 NBA D-League Western Conference Champions
2009-10 NBA D-League Champions
2010-11 NBA D-League Western Conference Champions
2012-13 NBA D-League Champions
2016-17 NBA D-League Western Conference Champions
2018-19 NBA D-League Champions
2021-22 NBA G League Western Conference Champions
2021-22 NBA G League Champions
2022-23 NBA G-League Western Conference Champions

2024-25 Regular Season Statistics

PLAYER	G-GS		FIELD GOALS				3-POINT FG		FT-FTA	PCT	REBOUNDS			AST	PF-DQ	STL	TO	BLK	PTS	AVG
	G	MIN	FG-FGA	PCT	FG-FGA	PCT	OFF	DEF			TOT									
Sheppard	3-3	106	31-68	.456	15-37	.405	9-9	1,000	1	12	13	25	7-0	8	7	3	92	30.7		
Novell	33-15	994	197-462	.426	104-277	.375	51-64	.797	14	89	103	267	68-0	58	116	16	571	17.3		
Williams	8-7	246	52-112	.464	13-40	.325	13-15	.867	8	19	27	32	22-0	11	24	5	138	17.3		
Roddy	11-5	304	66-129	.512	32-74	.432	4-10	400	11	48	59	30	22-0	9	18	3	169	15.4		
Dantle	31-31	901	228-305	.748	0-0	---	35-77	.455	126	201	327	36	93-0	31	47	65	512	16.5		
McVeigh	34-34	1044	197-448	.440	108-292	.370	28-32	.875	38	121	159	52	57-0	15	38	17	551	16.2		
Nix	24-20	774	116-291	.399	32-121	.264	60-83	.723	28	98	126	168	59-0	44	93	15	366	15.3		
Allen	28-0	525	150-317	.473	62-155	.400	27-32	.844	36	64	100	33	40-0	33	43	5	404	14.4		
Hinton	6-2	155	30-63	.476	6-19	.316	4-5	800	11	32	43	24	14-0	8	13	3	74	12.3		
Samuels Jr.	34-34	1082	156-321	.486	34-130	.262	34-55	.618	54	174	228	78	73-2	33	53	13	401	11.8		
Cross Jr.	26-2	402	90-173	.520	5-30	.167	17-21	.810	42	87	129	22	46-0	11	26	1	216	8.3		
Knight	27-17	505	60-109	.550	1-9	.111	17-22	.773	29	50	79	76	62-0	37	33	10	148	5.5		
Jones	34-0	639	63-176	.358	37-118	.314	12-18	.667	40	58	98	33	57-0	40	18	8	186	5.5		
Maker	10-0	133	17-47	.362	4-25	.160	7-12	.583	9	19	28	4	15-0	5	7	8	50	5.0		
Reaves	21-0	272	27-65	.415	9-26	.346	6-8	.750	7	26	33	23	34-0	23	18	6	74	3.5		
Ford	9-0	82	6-27	.222	2-16	.125	5-6	.833	6	6	12	17	16-0	8	10	0	21	2.3		
Bieniemy	1-0	10	1-1	1.000	0-0	---	0-0	---	1	0	1	1	1-0	0	0	0	2	2.0		
VIPERS	34	1634	1487-3114	.478	464-1369	.339	329-469	.701	461	1104	1565	921	686-2	374	584	188	3975	116.9		
OPPONENTS	34	1634	1401-2986	.472	457-1303	.351	354-475	.745	373	1060	1433	865	655-1	334	602	187	3855	113.4		



Official Credit Union of the Houston Rockets

YOUR WALLET, ROCKET FUELED

***Get the debit
card made for
Rockets fans!***



Federally Insured
by the NCUA



BRICKS FOR BURGERS

WHEN THE AWAY TEAM MISSES
2 CONSECUTIVE FREE THROWS IN THE 4TH QUARTER

ROCKETS FANS RECEIVE A
FREE WHATABURGER®

OFFER AVAILABLE IN THE WHATABURGER APP WITHIN 24 HOURS OF GAME DAY WHEN TRIGGERED | LOCATION SERVICES MUST BE ENABLED | EXCLUSIVELY FOR APP USERS WHO ATTEND THE GAME AT TOYOTA CENTER

