

Model Year 2017

Fuel Economy Guide



www.fueleconomy.gov



U.S. DEPARTMENT OF
ENERGY

DOE/EE-1477

U.S. Department of Energy
Office of Energy Efficiency and Renewable Energy
U.S. Environmental Protection Agency

UPDATED: June 11, 2026




Fuel economy information at your fingertips
Find-a-Car app



Download on the
App Store



GET IT ON
Google Play



contents

- Using the *Fuel Economy Guide* / i
- Understanding the Guide Listings / 1
- Why Some Vehicles Are Not Listed / 1
- Vehicle Classes Used in This Guide / 2
- Tax Incentives and Disincentives / 2
- Why Consider Fuel Economy? / 2
- Fueling Options / 2
- Annual Fuel Cost Ranges for Vehicle Classes / 3
- Advanced Vehicle Technologies / 4
- Improve Your Fuel Economy / 4
- Fuel Economy Leaders / 5
- 2017 Model Year Vehicles / 6
- Diesel Vehicles / 34
- All-Electric Vehicles / 35
- Fuel Cell Vehicles / 37
- Plug-in Hybrid Electric Vehicles / 38
- Hybrid Electric Vehicles / 40
- Ethanol Flexible Fuel Vehicles / 42
- Index / 45

USING THE FUEL ECONOMY GUIDE

The U.S. Environmental Protection Agency (EPA) and U.S. Department of Energy (DOE) produce the *Fuel Economy Guide* to help car buyers choose the most fuel-efficient vehicle that meets their needs. The Guide is available for free in print and on the Web at www.fueleconomy.gov. For additional print copies, mail your request to: USGPO, Receiving C/O - 2017 Fuel Economy Guide, 8660 Cherry Lane, Laurel, MD 20707, or enter your request electronically at <http://www.fueleconomy.gov/feg/contacts.shtml>.

Fuel Economy Estimates

The purpose of EPA's fuel economy estimates is to provide a reliable basis for comparing vehicles.

Most vehicles in this Guide (other than plug-in hybrids) have three fuel economy estimates:

- A "city" estimate that represents urban driving, in which a vehicle is started in the morning (after being parked all night) and driven in stop-and-go traffic
- A "highway" estimate that represents a mixture of rural and interstate highway driving in a warmed-up vehicle, typical of longer trips in free-flowing traffic
- A "combined" estimate that represents a combination of city driving (55%) and highway driving (45%)

Estimates for all vehicles are based on laboratory testing under standardized conditions to allow for fair comparisons.

Flexible fuel vehicles (FFVs), which can use gasoline and E85, have estimates for both fuels. Plug-in hybrid electric vehicles (PHEVs) have estimates for (1) electric-only or blended electric and gasoline operation and (2) gasoline-only operation. PHEVs are discussed in more detail on page 38. For answers to frequently asked questions about fuel economy estimates, visit www.fueleconomy.gov.

Annual Fuel Cost Estimates

This Guide provides annual fuel cost estimates, rounded to the nearest \$50, for each vehicle. The estimates are based on the assumptions that you travel 15,000 miles per year (55% under city driving conditions and 45% under highway conditions) and that fuel costs \$4.15/gallon for regular unleaded gasoline, \$4.76/gallon for mid-grade unleaded gasoline, and \$5.14/gallon for premium. Cost-per gallon assumptions for vehicles that use other fuel types are discussed at the beginning of those vehicle sections. The fuel costs were determined in advance to allow time for printing fuel economy labels; thus the Guide may not reflect current fuel prices.

Visit www.fueleconomy.gov to personalize fuel costs based on current fuel prices and your driving habits.

Your Fuel Economy Will Vary

EPA's fuel economy values are good estimates of the fuel economy a typical driver will achieve under average driving

conditions and provide a good basis to compare one vehicle to another. Still, your fuel economy may be slightly higher or lower than EPA's estimates. Fuel economy varies, sometimes significantly, based on driving conditions, driving style, and other factors.

To ensure that estimates are consistent across different makes and models, the EPA estimates are based on a standardized, repeatable testing procedure. These tests model an "average" driver's environment and behavior based on real world conditions, such as stop-and-go traffic.

However, it is impossible for a single test to predict fuel economy precisely for all drivers in all environments. For example, the following factors can lower your vehicle's fuel economy:

- Aggressive driving (hard acceleration and braking)
- Excessive idling, accelerating, and braking in stop-and-go traffic
- Cold weather (engines are more efficient when warmed up). This has a greater effect for short trips.
- Driving with a heavy load or with the air conditioner running
- Improperly tuned engine or under-inflated tires
- Driving on mountainous or hilly terrain
- High-performance or snow tires
- Use of remote starters

In addition, small variations in vehicle manufacturing can cause fuel economy variations in the same make and model, and some vehicles don't attain maximum fuel economy until they are "broken in" (around 3,000–5,000 miles).

With fuel-efficient driving techniques, drivers may also achieve better fuel economy than the EPA estimates. See "Improve Your Fuel Economy" on page 4 for tips on maximizing your fuel economy.

The EPA ratings are a useful tool for comparing vehicles because they are always done in precisely the same way under the same set of conditions. However, they may not accurately predict the fuel economy you will get. This is also true for annual fuel cost estimates. For more information on fuel economy ratings and factors that affect fuel economy, visit www.fueleconomy.gov.

UNDERSTANDING THE GUIDE LISTINGS

We hope you'll find the *Fuel Economy Guide* easy to use! Fuel economy and annual fuel cost data are organized by vehicle class (see page 2 for a list of classes). Within each class, vehicles are listed alphabetically by manufacturer and model.

Vehicle models with different features, such as engine size or transmission type, are listed as different vehicles. Engine and transmission attributes are shown in the first column under the model name.

Additional attributes needed to distinguish among vehicles (e.g., fuel type or suggested fuel grade) are listed in the "Notes" column. A legend for abbreviations is provided on page 6.

A "P" in the "Notes" column indicates that the manufacturer *recommends* that the vehicle be fueled with premium-grade gasoline, and a "PR" indicates that the manufacturer *requires* premium. The

higher price of premium fuel is reflected in the annual fuel cost of these vehicles.

The most fuel-efficient vehicles in each class and alternative fuel vehicles are indicated with special markings (see diagram below). Vehicles that can use more than one kind of fuel have an entry for each fuel type.

Interior passenger and cargo volumes are located in the index at the back of the Guide.

Therefore, manufacturers do not have to estimate their fuel economy, and fuel economy labels are not posted on their windows.

Also, fuel economy information on some vehicles was not available in time to be printed in the Guide. However, you can find more up-to-date information at www.fueleconomy.gov.

WHY SOME VEHICLES ARE NOT LISTED

Light-duty fuel economy regulations do not apply to

- Sport utility vehicles (SUVs) and passenger vans with a gross vehicle weight rating (GVWR) of more than 10,000 pounds—GVWR is the vehicle weight plus carrying capacity
- Other vehicles with a GVWR of 8,500 pounds or more or a curb weight over 6,000 pounds

Sample Vehicle Listing
(Not Actual Data)

Manufacturer Model Configuration (trans, eng size, cyl)	MPG		Annual Fuel Cost	GHG Rating	Notes
	Comb	City/Hwy			
CHEVROLET Bolt					
A-1	119	128/110	\$550	10	EV
FIAT 500 Abarth					
A-6, 1.4L, 4cyl	27	24/32	\$1,550	6	P T
M-5, 1.4L, 4cyl	30	28/33	\$1,400	7	P T
LARGE CARS					
CHEVROLET Impala					
A-S6, 2.5L, 4cyl	25	22/30	\$1,450	5	SS
A-S6, 3.6L, 6cyl	22	18/28	\$1,650	5	
Impala FFV					
A-S6, 3.6L, 6cyl	22	19/28	\$1,650	5	Gas
	16	14/20	\$1,900	5	E85

Manufacturer

Model

The most fuel-efficient vehicle per class is listed in blue boldface type and marked with a blue pointer (▶).

EPA city & highway MPG estimates.
EXAMPLE: 128 MPG city; 110 MPG highway

Vehicle class

Transmission information: type (A=automatic, A-S=automatic transmission-select shift, AV=continuously variable transmission, M=manual, etc.) followed by number of gears or speeds

Alternative fuel vehicles are highlighted by a blue bar, and those that can use two kinds of fuel, such as flexible fuel vehicles (FFVs), have an entry for each fuel type.

EPA combined city/highway MPG estimate based on 55% city and 45% highway driving

Compares the tailpipe greenhouse gas emissions to those of other vehicles of the same model year on a scale of 1 (worst) to 10 (best)

Additional information to help further identify the vehicle (e.g., engine and fuel system info) along with other useful information about taxes, required fuel grade, etc. EXAMPLE: P=premium gasoline recommended, T=turbocharger

Estimated annual fuel cost, assuming 15,000 miles of travel a year (55% city and 45% highway) and an average fuel price

FFVs can run on gasoline or E85 (a mixture of 85% ethanol and 15% gasoline).

Engine size (in liters) followed by number of cylinders. EXAMPLE: 3.6-liter, 6-cylinder engine

VEHICLE CLASSES USED IN THIS GUIDE

CARS		TRUCKS	
Class	Passenger and Cargo Volume (cu. ft.)	Class	Gross Vehicle Weight Rating* (pounds)
TWO-SEATER CARS		PICKUP TRUCKS	
SEDANS		Small	Under 6,000
Minicompact	Under 85	Standard	6,000 to 8,500
Subcompact	85 to 99	VANS	
Compact	100 to 109	Passenger	Under 10,000
Midsize	110 to 119	Cargo	Under 8,500
Large	120 or more	MINIVANS	
STATION WAGONS		SPORT UTILITY VEHICLES	
Small	Under 130	Small	Under 6,000
Midsize	130 to 159	Standard	6,000 to 9,999
Large	160 or more	SPECIAL PURPOSE VEHICLES	
			Under 8,500

*Gross vehicle weight rating = vehicle weight plus carrying capacity.

TAX INCENTIVES AND DISINCENTIVES

Federal Tax Credits

You may be eligible for a federal income tax credit of up to \$7,500 if you purchase a qualifying electric or plug-in hybrid vehicle in 2016-17.

Visit www.fueleconomy.gov for more information on qualifying models, credit amounts, and phase-out dates.

Gas Guzzler Tax

The Energy Tax Act of 1978 requires auto companies to pay a "gas guzzler" tax on the sale of cars with exceptionally low fuel economy. Such vehicles are identified in the Guide by the word "Tax" in the "Notes" column. In the dealer showroom, the words "Gas Guzzler" and the tax amount are listed on the vehicle's fuel economy label. The tax does not apply to light trucks.

WHY CONSIDER FUEL ECONOMY?

Save Money

You could save as much as \$1,000 (or more) in fuel costs each year by choosing the most fuel-efficient vehicle in a particular class. This can add up to thousands of dollars over a vehicle's lifetime. Fuel-efficient models come in all shapes and sizes, so you need not sacrifice utility or size.

Each vehicle listing in the *Fuel Economy Guide* provides an estimated annual fuel cost (see page i). The Find and Compare Cars tool at www.fueleconomy.gov features an annual fuel cost calculator that allows you to insert your local gasoline

prices and typical driving conditions (percentage of city and highway driving) to obtain the most accurate fuel cost information for your vehicle.

Reduce Oil Dependence Costs

Buying a more fuel-efficient vehicle can help reduce our dependence on petroleum. About a quarter of the oil used to produce the gasoline you put in your tank is imported. The United States uses about 19.4 million barrels of oil per day, of which over two-thirds is used for transportation. Oil dependence cost the U.S. economy around \$116 billion in 2014 alone.

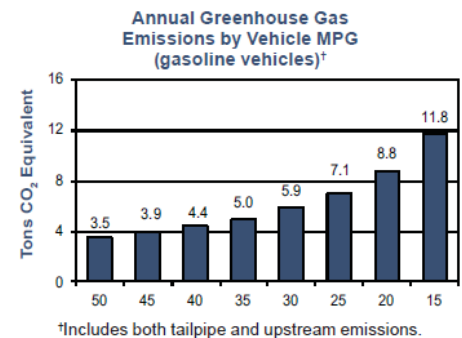
Reduce Climate Change

Climate change is widely viewed as the most significant long-term threat to the global environment as well as a substantial risk to human health. Human-made emissions of greenhouse gases (GHGs) are the major cause of most of the observed global warming over the last 50 years and into the future.

Burning fossil fuels such as gasoline and diesel releases GHGs into the atmosphere, contributing to global climate change. Highway vehicles account for about 23% (1.7 billion tons) of U.S. GHG emissions each year.

The average recent-model vehicle causes the release of 6 to 9 tons of tailpipe and upstream GHGs each year, most of which is carbon dioxide (CO₂). Unlike other forms of vehicle pollution, CO₂ emissions cannot be reduced by pollution control technologies. They can only be reduced by burning less fuel or by burning fuel that contains less carbon.

You can reduce your contribution to climate change by buying a vehicle with better fuel economy. Switching from a vehicle that gets 20 miles per gallon (MPG) to one that gets 25 MPG can reduce GHG emissions by 1.7 tons per year.



You can also reduce your contribution to climate change by

- Getting the best fuel economy out of your car (see "Improve Your Fuel Economy" on page 4)
- Using a low-carbon fuel, such as electricity, from a renewable resource such as wind or hydropower
- Walking, biking, or taking public transit more often

FUELING OPTIONS

Ethanol Blends—E85 and E10

Ethanol is a domestically produced, renewable fuel made primarily from starch-based crops such as corn. It may also be made from "cellulosic biomass," such as crop residues and wood, but this is not yet done on a large scale. The use of ethanol as a vehicle fuel can reduce greenhouse gas (GHG) emissions and U.S. dependence on petroleum.

E10 is a blend of 10% ethanol and 90% gasoline and is legal for use in any gasoline-powered vehicle. More than 95% of U.S. gasoline contains up to 10% ethanol to boost octane, meet air quality requirements, or satisfy the federal Renewable Fuel Standard. Vehicles typically go 3%–4% fewer miles on E10 than 100% gasoline because ethanol contains less energy than gasoline.

E85 is a high-level ethanol-gasoline blend containing 51%–83% ethanol, depending on the season and geographic location. Drivers can use E85 in flexible fuel vehicles (FFVs), which are specially designed to run on gasoline, E85, or any mixture of the two. FFVs are offered by several vehicle manufacturers. To determine whether your vehicle is an FFV, check the inside of your car’s fuel filler door for an identification sticker or consult your owner’s manual. About 2,800 filling stations in the United States currently sell E85. Visit afdc.energy.gov/locator/stations to find stations near you.

FFVs typically experience a 15%–30% drop in fuel economy when operating

on E85 instead of regular gasoline due to ethanol's lower energy content and other factors, assuming gasoline typically contains about 10% ethanol. However, drivers should notice no degradation in performance.

Biodiesel

Biodiesel is a domestically produced renewable fuel manufactured from vegetable oils or animal fats for use in diesel vehicles. Using biodiesel in place of petroleum diesel can reduce GHG emissions and contributes to national energy security.

Biodiesel can be blended with petroleum diesel at any percentage. The most common biodiesel blend is B20, which contains 20% biodiesel and 80% petroleum diesel. B5 (5% biodiesel and 95% petroleum diesel) is another common blend. All vehicle manufacturers have approved biodiesel blends up to and including B5 for use in all diesel engines, and some have approved the use of blends up to B20 in a few recent model year vehicles. Keep in mind that using higher-level biodiesel blends may affect

your vehicle warranty. Check your owner’s manual or with your vehicle manufacturer to determine the right blend for your vehicle.

Purchase commercial-grade biodiesel from a reputable dealer. Never refuel with recycled grease or vegetable oil that has not been converted to biodiesel. It will damage your engine.

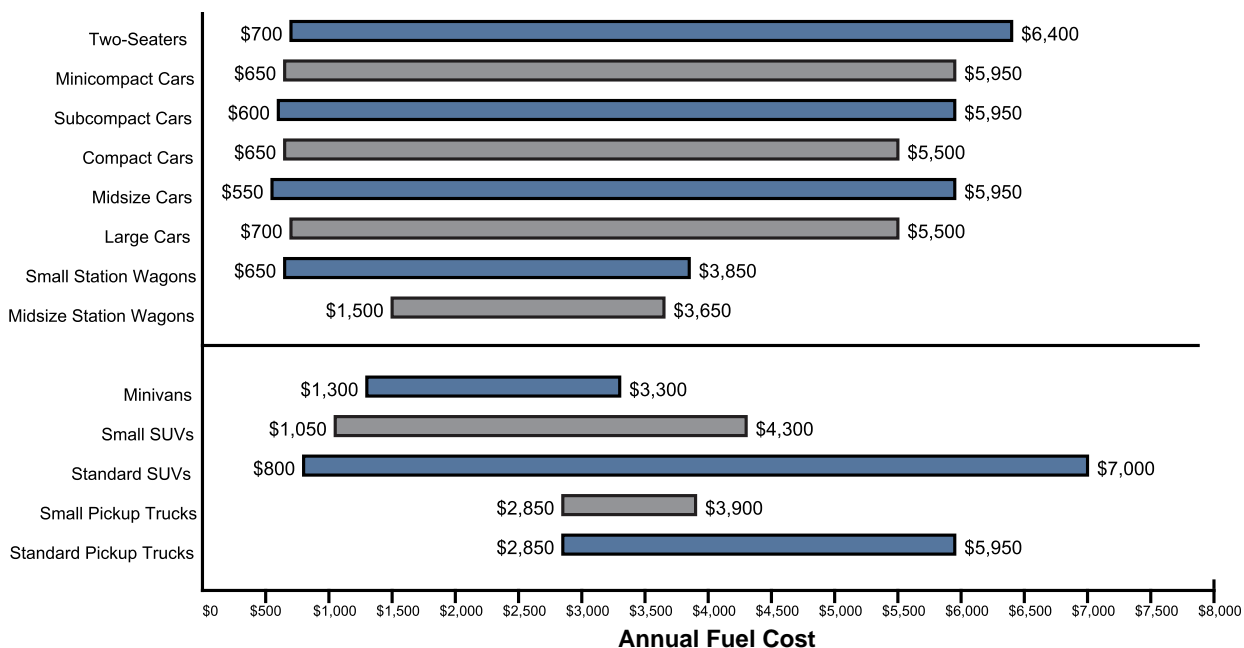
Close to 200 stations currently dispense B20. Visit afdc.energy.gov/locator/stations/ to find service stations selling biodiesel near you.

Premium- vs Regular-Grade Gasoline

Regular unleaded is the recommended gasoline for most cars. Using a higher-octane gasoline than recommended by the owner’s manual does not improve performance or fuel efficiency; it only costs more money. Check your owner’s manual for the recommended grade of fuel for your vehicle.

ANNUAL FUEL COST RANGES FOR VEHICLE CLASSES

The graph below provides the annual fuel cost ranges for the vehicles in each class so you can see where a given vehicle’s cost fall within its class. Annual fuel costs assume that you travel 15,000 miles each year, drive 55% in the city and 45% on the highway, and that fuel costs \$4.15/gallon for regular unleaded gasoline, \$5.14/gallon for premium, \$5.21/gallon for diesel, and \$.15/kWh for electricity. Visit www.fueleconomy.gov to calculate the annual fuel cost for a specific vehicle based on your own driving conditions and fuel prices.



Fuel economy estimates on this chart do not include vehicles operating on compressed natural gas (CNG) or E85.

ADVANCED VEHICLE TECHNOLOGIES

Manufacturers are using advanced technologies to improve fuel economy in many of their vehicles. Along with hybrids, plug-in hybrids, and all-electric vehicles, new technologies are also being used to make conventional vehicles more efficient. Some of these fuel-saving technologies are described below. For more information, visit www.fueleconomy.gov.

Start-Stop Systems

Start-stop systems (sometimes called "idle-stop", "smart start", or other manufacturer-specific names) save fuel by turning off the engine when the vehicle comes to a stop and automatically starting it back up when you step on the accelerator. Start-stop can improve fuel economy by 4%–5% and provides the biggest benefit in conditions where the engine would otherwise be idling, such as stop-and-go city driving. These systems are currently available on all hybrids and over 350 conventional vehicle models.

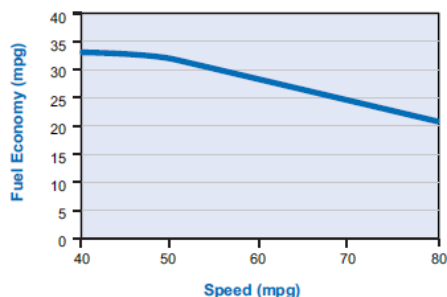
IMPROVE YOUR FUEL ECONOMY

Drive More Efficiently

- Aggressive driving (speeding and rapid acceleration/braking) can lower your gas mileage by as much as 33% at highway speeds and 5% around town.

Driver feedback devices can help you drive more efficiently, improving fuel economy by up to 10%.

- Observe the speed limit. Each 5 MPH you drive over 60 MPH can reduce your fuel economy by 7%. For a personalized estimate of the effect of speeding on your fuel economy, visit www.fueleconomy.gov.



- Avoid idling. Idling gets 0 miles per gallon and costs as much as \$0.02 per minute.

Cylinder Deactivation

Cylinder deactivation "turns off" some of the engine's cylinders when they are not needed. This temporarily and seamlessly turns an 8- or 6-cylinder engine into a more efficient 4- or 3-cylinder engine.

Turbocharging

Turbocharging increases engine power, allowing a smaller, more fuel-efficient engine to be used in place of a larger one. Replacing an 8-cylinder engine with a turbocharged 6-cylinder or a 6-cylinder engine with a turbocharged 4-cylinder can save fuel and still provide extra power when needed.

Advanced Transmissions

The advanced electronics in today's vehicles can optimize gear shifting for improved fuel efficiency. Six-, 7-, and 8-speed automatic transmissions are becoming common, and some have even more gears. Continuously variable transmissions (CVTs) can change seamlessly through an infinite number of gears. Transmissions with more

gears allow the engine to run at its most efficient speed more often, improving fuel economy.

Improved Aerodynamics

Reducing a vehicle's aerodynamic drag (wind resistance) improves fuel economy, especially at higher speeds. Many manufacturers are improving aerodynamics by refining vehicle shapes or by employing external moving parts such as "shutters" that close off the grill, allowing air to flow smoothly around the vehicle instead of into the engine compartment, where it produces more drag.

Lighter Vehicles

Reducing vehicle weight improves fuel economy, so manufacturers are beginning to redesign vehicles to weigh less while maintaining performance and safety. For example, replacing a steel body with one made from a lighter-weight material, such as aluminum, can reduce vehicle weight by hundreds of pounds.

- Using cruise control on the highway helps you maintain a constant speed and, in most cases, will save gas.

Keep Your Car in Shape

- Fixing a car that is noticeably out of tune can improve your gas mileage by about 4%.
- Keeping tires inflated to the recommended pressure can typically improve fuel economy by 0.6%.

The manufacturer's recommended tire pressure can be found on the tire information placard and/or vehicle certification label located on the vehicle door edge, doorpost, glove-box door, or inside the trunk lid.

- Using the recommended grade of motor oil can improve your fuel economy by 1%–2% if you've been using the wrong grade.
- Keep your tires aligned and balanced.
- Replacing a clogged air filter can improve gas mileage on older cars with carbureted engines.

Plan and Combine Trips

- A warmed-up engine is more fuel-efficient than a cold one. Many short

trips taken from a cold start can use twice as much fuel as one multipurpose trip covering the same distance.

Note: Letting your car idle to warm up doesn't help your fuel economy; it actually uses more fuel and creates more pollution.

Other Solutions

- Avoid carrying unneeded items. An extra 100 pounds can decrease fuel economy by about 1%.
- Avoid carrying cargo on your roof. A large, blunt rooftop cargo box, for example, can reduce fuel economy by 2%–8% in city driving, 6%–17% on the highway, and 10%–25% at Interstate speeds (65 to 75 MPH).
Rear-mount cargo boxes or trays reduce fuel economy by much less—1%–2% in city driving and 1%–5% on the highway.
- Use the "economy mode" feature if your vehicle has one.

For more tips on improving fuel economy, such as cold-weather tips; hot-weather tips; and tips for hybrids, plug-in hybrids, and all-electric vehicles, visit www.fueleconomy.gov.

FUEL ECONOMY LEADERS

Listed below are vehicles with the highest fuel economy in the most popular classes. For each vehicle class, we list the most fuel-efficient plug-in hybrid (PHEV) or all-electric vehicle (EV) and the most fuel-efficient conventional vehicle. Rankings are based on combined city and highway fuel economy estimates, which assume 55% city driving and 45% highway driving. Please note that many vehicle models come in a range of engine sizes and trim lines, resulting in different fuel economy values. If there is only one vehicle in a class, a fuel economy leader is not listed.

	Trans Type / Speeds	Eng Size / Cylinders	MPG Combined		Trans Type / Speeds	Eng Size / Cylinders	MPG Combined
TWO-SEATER CARS				MIDSIZE STATION WAGONS			
SMART				TOYOTA			
fortwo electric drive coupe (EV)	A-1		108*	Prius v	AV	1.8L/4cyl	41
fortwo cabriolet	AM-6	0.9L/3cyl	35	SMALL PICKUP TRUCKS			
fortwo coupe	AM-6	0.9L/3cyl	35	CHEVROLET			
MINICOMPACT CARS				Colorado 2WD (diesel)			
FIAT				A-6			
500e (EV)	A-1		112*	2.8L/4cyl			
500	M-5	1.4L/4cyl	34	GMC			
SUBCOMPACT CARS				Canyon 2WD (diesel)			
BMW				A-6			
i3 BEV (60 Amp-hour battery) (EV)	A-1		124*	2.8L/4cyl			
FORD				STANDARD PICKUP TRUCKS			
Fiesta SFE FWD	M-5	1.0L/3cyl	35	RAM			
TOYOTA				1500 2WD (diesel)			
Yaris iA	A-S6	1.5L/4cyl	35	A-8			
COMPACT CARS				3.0L/6cyl			
VOLKSWAGEN				VANS, PASSENGER			
e-Golf (EV)	A-1		119*	FORD			
TOYOTA				Transit T150 Wagon			
Prius c	AV	1.5L/4cyl	46	A-S6			
MIDSIZE CARS				3.5L/6cyl			
HYUNDAI				Transit T150 Wagon FFV			
Ioniq Electric (EV)	A-1		136*	A-S6			
TOYOTA				3.7L/6cyl			
Prius Eco	AV	1.8L/4cyl	56	MINIVANS			
LARGE CARS				CHRYSLER			
TESLA				Pacifica Hybrid (PHEV)			
Model S AWD - 60D (EV)	A-1		104*	AV			
Model S AWD - 90D (EV)	A-1		104*	3.6L/6cyl			
HYUNDAI				Pacifica (with Start-Stop)			
Ioniq Blue	AM-6	1.6L/4cyl	58	A-9			
SMALL STATION WAGONS				3.6L/6cyl			
CHEVROLET				Pacifica			
Bolt EV	A-1		119*	A-9			
KIA				HONDA			
Niro FE	AM-6	1.6L/4cyl	50	Odyssey			
				A-6			
				3.5L/6cyl			
				NISSAN			
				Quest			
				AV			
				3.5L/6cyl			
				TOYOTA			
				Sienna 2WD			
				A-S8			
				3.5L/6cyl			
				SMALL SPORT UTILITY VEHICLES			
				BYD			
				e6 (EV)			
				A-1			
				72*			
				NISSAN			
				Rogue Hybrid FWD			
				AV-S7			
				2.0L/4cyl			
				34			
				STANDARD SPORT UTILITY VEHICLES			
				TESLA			
				Model X AWD - 60D (EV)			
				A-1			
				93*			
				Model X AWD - 75D (EV)			
				A-1			
				93*			
				LEXUS			
				RX 450h AWD			
				AV-S6			
				3.5L/6cyl			
				30			

* This is an electric vehicle. Since electricity is not measured in gallons, a conversion factor is used to translate the fuel economy into miles per gallon of gasoline equivalent (MPGe).

† This vehicle is a plug-in hybrid, which runs on both gasoline and electricity. Since electricity is not measured in gallons, a conversion factor is used to translate the fuel economy when running on electricity into miles per gallon of gasoline equivalent (MPGe). The Combined MPGe estimate includes both city and highway driving and gasoline and electric energy use.

‡ When operated on gasoline

2017 MODEL YEAR VEHICLES

This section contains the fuel economy values for 2017 model year vehicles. Additional information for alternative fuel vehicles can be found on pages 35–39 and 42–44. Alternative fuel vehicles are highlighted with a light blue bar, and those that can use two kinds of fuel, such as flexible fuel vehicles, have an entry for each fuel type. The most fuel-efficient vehicles per class are listed in blue boldface type and marked with a blue pointer (▶).

Manufacturer Model Configuration (trans, eng size, cyl)	MPG		Annual Fuel Cost	GHG Rating	Notes
	Comb	City/Hwy			
TWO-SEATER CARS					

ACURA

NSX Hybrid

AM-S9, 3.5L, 6cyl	21	21/22	\$3,650	4	P T HEV SS
-------------------	----	-------	---------	---	------------

ALFA ROMEO

4C

AM-6, 1.8L, 4cyl	28	24/34	\$2,750	6	P T
------------------	----	-------	---------	---	-----

ASTON MARTIN

V12 Vantage S

AM-7, 6.0L, 12cyl	14	12/18	\$5,500	1	P Tax
M-7, 6.0L, 12cyl	12	10/16	\$6,400	1	P Tax

AUDI

R8

AM-S7, 5.2L, 10cyl	17	14/22	\$4,550	3	P Tax
--------------------	----	-------	---------	---	-------

R8 Spyder

AM-S7, 5.2L, 10cyl	17	14/22	\$4,550	3	P Tax
--------------------	----	-------	---------	---	-------

TT Roadster quattro

AM-S6, 2.0L, 4cyl	26	23/30	\$2,400	6	T
-------------------	----	-------	---------	---	---

CHEVROLET

Corvette

A-S8, 6.2L, 8cyl	19	15/26	\$4,050	4	P
A-S8, 6.2L, 8cyl	16	13/23	\$4,800	2	P S Tax
M-7, 6.2L, 8cyl	19	16/25	\$4,050	4	P
M-7, 6.2L, 8cyl	18	15/22	\$4,300	3	P S

DODGE

Viper

M-6, 8.4L, 10cyl	14	12/19	\$5,500	1	P Tax
------------------	----	-------	---------	---	-------

Manufacturer Model Configuration (trans, eng size, cyl)	MPG		Annual Fuel Cost	GHG Rating	Notes
	Comb	City/Hwy			

FERRARI

488 GTB

AM-7, 3.9L, 8cyl	18	16/22	\$4,300	3	P T SS
AM-7, 3.9L, 8cyl	18	15/22	\$4,300	3	P T

488 Spider

AM-7, 3.9L, 8cyl	18	16/22	\$4,300	3	P T SS
AM-7, 3.9L, 8cyl	18	15/22	\$4,300	3	P T

F12 Berlinetta

AM-7, 6.3L, 12cyl	13	12/16	\$5,950	1	P Tax
AM-7, 6.3L, 12cyl	13	12/16	\$5,950	1	P Tax SS

F12 tdf

AM-7, 6.3L, 12cyl	12	11/15	\$6,400	1	P Tax
AM-7, 6.3L, 12cyl	13	11/15	\$5,950	1	P Tax SS

LaFerrari Aperta

AM-7, 6.3L, 12cyl	13	12/15	\$5,950	1	P Tax PT4WD HEV SS
-------------------	----	-------	---------	---	--------------------

FIAT

124 Spider

A-6, 1.4L, 4cyl	29	25/36	\$2,650	7	P T
M-6, 1.4L, 4cyl	30	26/35	\$2,550	7	P T

FORD

GT

AM-7, 3.5L, 6cyl	14	11/18	\$5,500	1	P T Tax
------------------	----	-------	---------	---	---------

JAGUAR

F-Type Convertible

A-S8, 3.0L, 6cyl	23	20/28	\$3,350	5	P S SS
M-6, 3.0L, 6cyl	19	16/24	\$4,050	4	P S SS

F-Type Coupe

A-S8, 3.0L, 6cyl	23	20/28	\$3,350	5	P S SS
M-6, 3.0L, 6cyl	19	16/24	\$4,050	4	P S SS

F-Type R AWD Convertible

A-S8, 5.0L, 8cyl	18	15/23	\$4,300	3	P S SS
------------------	----	-------	---------	---	--------

ABBREVIATIONS:

▶..... Highest MPG in Class

2WD..... Two-Wheel Drive

4WD..... Four-Wheel Drive

A..... Automatic Transmission

A-S..... Automatic Transmission-Select Shift

AM..... Automated Manual

AM-S..... Automated Manual-Selectable

AV..... Continuously Variable Transmission

AV-S..... Continuously Variable Transmission with Select Shift

AWD..... All-Wheel Drive

City..... MPG on City Test Procedure

Cyl..... Cylinders

Comb..... Combined City-Highway MPG

D..... Ultra-Low Sulfur Diesel

E85..... 85% Ethanol/15% Gasoline

Eng Size..... Engine Volume in Liters

EV..... Electric Vehicle

FCV..... Fuel Cell Vehicle

FFV..... Flexible Fuel Vehicle

FWD..... Front-Wheel Drive

Gas..... Regular Gasoline

GHG..... Greenhouse Gas

H..... Hydrogen

HEV..... Hybrid Electric Vehicle

Hwy..... MPG on Highway Test Procedure

i-ELOOP..... Mazda Optional Technology Package

Li-Ion..... Lithium Ion

LWB..... Long Wheel Base

M..... Manual Transmission

Mid..... Midgrade Gasoline

Mode..... Multimode Transmission

MPG..... Miles per Gallon

NA..... Not Available at Press Time

Ni-MH..... Nickel-Metal Hydride

ORP..... Off-Road Package

P..... Premium Gasoline Recommended

PHEV..... Plug-in Hybrid Electric Vehicle

PR..... Premium Gasoline Required

PT4WD..... Part-time 4WD

PZEV..... Partial Zero-Emission Vehicles

RWD..... Rear Wheel Drive

S..... Supercharger

SIDI..... Spark Ignition Direct Injection

SS..... Stop-Start Technology

SWB..... Short Wheelbase

T..... Turbocharger

Tax..... Subject to Gas Guzzler Tax

Trans..... Transmission

Manufacturer Model Configuration (trans, eng size, cyl)	MPG		Annual Fuel Cost	GHG Rating	Notes
	Comb	City/Hwy			
F-Type R AWD Coupe					
A-S8, 5.0L, 8cyl	18	15/23	\$4,300	3	P S SS
F-Type S AWD Convertible					
A-S8, 3.0L, 6cyl	21	18/26	\$3,650	4	P S SS
F-Type S AWD Coupe					
A-S8, 3.0L, 6cyl	21	18/26	\$3,650	4	P S SS
F-Type S Convertible					
A-S8, 3.0L, 6cyl	22	19/27	\$3,500	5	P S SS
M-6, 3.0L, 6cyl	18	15/24	\$4,300	3	P S SS
F-Type S Coupe					
A-S8, 3.0L, 6cyl	22	19/27	\$3,500	5	P S SS
M-6, 3.0L, 6cyl	18	15/24	\$4,300	3	P S SS
LAMBORGHINI					
Aventador Coupe					
AM-S7, 6.5L, 12cyl	13	11/18	\$5,950	1	P Tax SS
Aventador Coupe LP740-4					
AM-S7, 6.5L, 12cyl	12	10/16	\$6,400	1	P Tax SS
Aventador Roadster					
AM-S7, 6.5L, 12cyl	13	10/18	\$5,950	1	P Tax SS
Aventador Roadster LP740-4					
AM-S7, 6.5L, 12cyl	12	10/16	\$6,400	1	P Tax SS
Huracan					
AM-S7, 5.2L, 10cyl	17	14/21	\$4,550	3	P Tax
Huracan 2WD					
AM-S7, 5.2L, 10cyl	17	14/21	\$4,550	3	P Tax
Huracan Spyder					
AM-S7, 5.2L, 10cyl	16	14/20	\$4,800	2	P Tax
Huracan Spyder 2WD					
AM-S7, 5.2L, 10cyl	16	14/20	\$4,800	2	P Tax
MAZDA					
MX-5					
A-S6, 2.0L, 4cyl	29	26/35	\$2,650	7	P
M-6, 2.0L, 4cyl	29	26/33	\$2,650	7	P
MCLAREN AUTOMOTIVE					
570GT					
A-7, 3.8L, 8cyl	19	16/23	\$4,050	4	P T
570S Coupe					
A-7, 3.8L, 8cyl	19	16/23	\$4,050	4	P T
MERCEDES-BENZ					
AMG GT					
AM-7, 4.0L, 8cyl	18	16/22	\$4,300	3	P T SS
AMG GT S					
AM-7, 4.0L, 8cyl	18	16/22	\$4,300	3	P T SS
AMG SL63					
A-7, 5.5L, 8cyl	19	16/25	\$4,050	4	P T SS
AMG SL65					
A-7, 6.0L, 12cyl	16	13/22	\$4,800	2	P T Tax SS

Manufacturer Model Configuration (trans, eng size, cyl)	MPG		Annual Fuel Cost	GHG Rating	Notes
	Comb	City/Hwy			
AMG SLC43					
A-9, 3.0L, 6cyl	23	20/29	\$3,350	5	P T SS
SL450					
A-9, 3.0L, 6cyl	23	20/28	\$3,350	5	P T SS
SL550					
A-9, 4.7L, 8cyl	20	17/25	\$3,850	4	P T SS
SLC300					
A-9, 2.0L, 4cyl	27	25/32	\$2,850	6	P T SS
NISSAN					
370Z					
A-S7, 3.7L, 6cyl	22	19/26	\$3,500	5	P
M-6, 3.7L, 6cyl	21	18/26	\$3,650	4	P
370Z Roadster					
A-S7, 3.7L, 6cyl	21	18/25	\$3,650	4	P
M-6, 3.7L, 6cyl	20	17/24	\$3,850	4	P
PORSCHE					
Boxster					
AM-S7, 2.0L, 4cyl	25	22/29	\$3,100	5	P T SS
M-6, 2.0L, 4cyl	24	21/28	\$3,200	5	P T SS
Boxster S					
AM-S7, 2.5L, 4cyl	24	21/28	\$3,200	5	P T SS
M-6, 2.5L, 4cyl	22	20/26	\$3,500	5	P T SS
Cayman					
AM-S7, 2.0L, 4cyl	25	22/29	\$3,100	5	P T SS
M-6, 2.0L, 4cyl	24	21/28	\$3,200	5	P T SS
Cayman S					
AM-S7, 2.5L, 4cyl	24	21/28	\$3,200	5	P T SS
M-6, 2.5L, 4cyl	22	20/26	\$3,500	5	P T SS
SMART					
fortwo cabriolet					
▶ AM-6, 0.9L, 3cyl	35	33/38	\$2,200	8	P T
M-5, 0.9L, 3cyl	34	31/38	\$2,250	8	P T
fortwo coupe					
▶ AM-6, 0.9L, 3cyl	35	33/39	\$2,200	8	P T
M-5, 0.9L, 3cyl	34	31/39	\$2,250	8	P T
fortwo electric drive convertible					
A-1	102	112/91	\$750	10	EV
fortwo electric drive coupe					
▶ A-1	108	124/94	\$700	10	EV
MINICOMPACT CARS					
ASTON MARTIN					
DB11 V12					
A-S8, 5.2L, 12cyl	17	15/21	\$4,550	3	P T
Vanquish S Zagato					
A-S8, 6.0L, 12cyl	16	13/21	\$4,800	2	P Tax

Manufacturer Model Configuration (trans, eng size, cyl)	MPG		Annual Fuel Cost	GHG Rating	Notes
	Comb	City/Hwy			

FERRARI

California T

AM-7, 3.9L, 8cyl	18	16/23	\$4,300	3	P T
AM-7, 3.9L, 8cyl	19	16/23	\$4,050	4	P T SS

GTC4Lusso

AM-7, 6.3L, 12cyl	13	12/17	\$5,950	1	P Tax PT4WD SS
-------------------	----	-------	---------	---	----------------

FIAT

500

A-6, 1.4L, 4cyl	29	27/33	\$2,650	7	P
A-6, 1.4L, 4cyl	27	24/32	\$2,850	6	P T
▶ M-5, 1.4L, 4cyl	34	31/38	\$2,250	8	P
M-5, 1.4L, 4cyl	30	28/33	\$2,550	7	P T

500 Abarth

A-6, 1.4L, 4cyl	27	24/32	\$2,850	6	P T
M-5, 1.4L, 4cyl	30	28/33	\$2,550	7	P T

500e

▶ A-1	112	121/103	\$650	10	EV
-------	------------	----------------	--------------	-----------	-----------

LOTUS

Evora

A-S6, 3.5L, 6cyl	20	17/24	\$3,850	4	P S
M-6, 3.5L, 6cyl	19	16/24	\$4,050	4	P S

MINI

Cooper Convertible

A-S6, 1.5L, 3cyl	30	27/36	\$2,550	7	P T
M-6, 1.5L, 3cyl	32	28/37	\$2,400	7	P T

Cooper S Convertible

A-S6, 2.0L, 4cyl	28	25/33	\$2,750	6	P T SS
M-6, 2.0L, 4cyl	26	23/32	\$2,950	6	P T

John Cooper Works Convertible

A-S6, 2.0L, 4cyl	27	24/32	\$2,850	6	P T SS
M-6, 2.0L, 4cyl	25	22/31	\$3,100	5	P T SS

PORSCHE

911 Carrera

AM-S7, 3.0L, 6cyl	25	22/30	\$3,100	5	P T SS
M-7, 3.0L, 6cyl	23	20/29	\$3,350	5	P T SS

911 Carrera 4

AM-S7, 3.0L, 6cyl	24	22/28	\$3,200	5	P T SS
M-7, 3.0L, 6cyl	23	20/28	\$3,350	5	P T SS

911 Carrera 4 Cabriolet

AM-S7, 3.0L, 6cyl	24	21/28	\$3,200	5	P T SS
M-7, 3.0L, 6cyl	22	19/28	\$3,500	5	P T SS

911 Carrera 4 GTS

AM-S7, 3.0L, 6cyl	22	20/26	\$3,500	5	P T SS
M-7, 3.0L, 6cyl	21	18/26	\$3,650	4	P T SS

911 Carrera 4 GTS Cabriolet

AM-S7, 3.0L, 6cyl	22	20/25	\$3,500	5	P T SS
M-7, 3.0L, 6cyl	21	18/26	\$3,650	4	P T SS

Manufacturer Model Configuration (trans, eng size, cyl)	MPG		Annual Fuel Cost	GHG Rating	Notes
	Comb	City/Hwy			

911 Carrera 4S

AM-S7, 3.0L, 6cyl	24	21/28	\$3,200	5	P T SS
M-7, 3.0L, 6cyl	23	20/28	\$3,350	5	P T SS

911 Carrera 4S Cabriolet

AM-S7, 3.0L, 6cyl	24	21/28	\$3,200	5	P T SS
M-7, 3.0L, 6cyl	22	19/28	\$3,500	5	P T SS

911 Carrera Cabriolet

AM-S7, 3.0L, 6cyl	24	22/28	\$3,200	5	P T SS
M-7, 3.0L, 6cyl	23	20/29	\$3,350	5	P T SS

911 Carrera GTS

AM-S7, 3.0L, 6cyl	23	20/26	\$3,350	5	P T SS
M-7, 3.0L, 6cyl	21	18/26	\$3,650	4	P T SS

911 Carrera GTS Cabriolet

AM-S7, 3.0L, 6cyl	22	20/26	\$3,500	5	P T SS
M-7, 3.0L, 6cyl	21	18/26	\$3,650	4	P T SS

911 Carrera S

AM-S7, 3.0L, 6cyl	24	22/28	\$3,200	5	P T SS
M-7, 3.0L, 6cyl	23	20/29	\$3,350	5	P T SS

911 Carrera S Cabriolet

AM-S7, 3.0L, 6cyl	24	22/28	\$3,200	5	P T SS
M-7, 3.0L, 6cyl	23	20/28	\$3,350	5	P T SS

911 Targa 4

AM-S7, 3.0L, 6cyl	24	22/28	\$3,200	5	P T SS
M-7, 3.0L, 6cyl	22	19/28	\$3,500	5	P T SS

911 Targa 4 GTS

AM-S7, 3.0L, 6cyl	22	20/26	\$3,500	5	P T SS
M-7, 3.0L, 6cyl	21	18/26	\$3,650	4	P T SS

911 Targa 4S

AM-S7, 3.0L, 6cyl	24	21/27	\$3,200	5	P T SS
M-7, 3.0L, 6cyl	22	19/28	\$3,500	5	P T SS

911 Turbo

AM-S7, 3.8L, 6cyl	21	19/24	\$3,650	4	P T SS
-------------------	----	-------	---------	---	--------

911 Turbo Cabriolet

AM-S7, 3.8L, 6cyl	21	19/24	\$3,650	4	P T SS
-------------------	----	-------	---------	---	--------

911 Turbo S

AM-S7, 3.8L, 6cyl	21	19/24	\$3,650	4	P T SS
-------------------	----	-------	---------	---	--------

911 Turbo S Cabriolet

AM-S7, 3.8L, 6cyl	21	19/24	\$3,650	4	P T SS
-------------------	----	-------	---------	---	--------

SUBARU

BRZ

A-S6, 2.0L, 4cyl	27	24/33	\$2,850	6	P
M-6, 2.0L, 4cyl	24	21/29	\$3,200	5	P

TOYOTA

86

A-S6, 2.0L, 4cyl	27	24/32	\$2,850	6	P
M-6, 2.0L, 4cyl	24	21/28	\$3,200	5	P

Manufacturer Model Configuration (trans, eng size, cyl)	MPG		Annual Fuel Cost	GHG Rating	Notes
	Comb	City/Hwy			

SUBCOMPACT CARS

ASTON MARTIN

Rapide S

A-S8, 6.0L, 12cyl	17	14/21	\$4,550	3	P Tax
-------------------	----	-------	---------	---	-------

AUDI

A3

AM-S7, 2.0L, 4cyl	29	26/35	\$2,150	7	T
-------------------	----	-------	---------	---	---

A3 Cabriolet

AM-S7, 2.0L, 4cyl	28	25/34	\$2,200	6	T
-------------------	----	-------	---------	---	---

A3 Cabriolet quattro

AM-S6, 2.0L, 4cyl	25	22/30	\$2,500	5	T
-------------------	----	-------	---------	---	---

A3 quattro

AM-S6, 2.0L, 4cyl	27	24/31	\$2,300	6	T
-------------------	----	-------	---------	---	---

A5 Cabriolet quattro

A-S8, 2.0L, 4cyl	24	21/29	\$3,200	5	Gas
	17	15/21	\$2,300	5	E85

A5 quattro

A-S8, 2.0L, 4cyl	24	21/30	\$3,200	5	Gas
	18	15/22	\$2,200	6	E85
M-6, 2.0L, 4cyl	26	23/32	\$2,950	6	P T

RS 3

AM-S7, 2.5L, 5cyl	22	19/28	\$3,500	5	P T
-------------------	----	-------	---------	---	-----

S3

AM-S6, 2.0L, 4cyl	24	21/28	\$3,200	5	P T
-------------------	----	-------	---------	---	-----

S5

AM-S7, 3.0L, 6cyl	21	18/28	\$3,650	4	P S
M-6, 3.0L, 6cyl	20	17/26	\$3,850	4	P S

S5 Cabriolet

AM-S7, 3.0L, 6cyl	21	18/26	\$3,650	4	P S
-------------------	----	-------	---------	---	-----

TT Coupe quattro

AM-S6, 2.0L, 4cyl	26	23/30	\$2,400	6	T
-------------------	----	-------	---------	---	---

TTS Coupe

AM-S6, 2.0L, 4cyl	25	23/27	\$3,100	5	P T
-------------------	----	-------	---------	---	-----

BENTLEY

Continental GT Convertible

A-S8, 4.0L, 8cyl	16	13/23	\$4,800	2	P T Tax
A-S8, 6.0L, 12cyl	15	12/20	\$5,150	2	P T Tax

Continental Supersports Convertible

A-S8, 6.0L, 12cyl	13	11/19	\$5,950	1	P T Tax
-------------------	----	-------	---------	---	---------

BMW

230i Convertible

A-S8, 2.0L, 4cyl	27	23/34	\$2,850	6	P T SS
------------------	----	-------	---------	---	--------

230i Coupe

A-S8, 2.0L, 4cyl	28	24/35	\$2,750	6	P T SS
M-6, 2.0L, 4cyl	25	21/32	\$3,100	5	P T SS

230i xDrive Convertible

A-S8, 2.0L, 4cyl	26	23/33	\$2,950	6	P T SS
------------------	----	-------	---------	---	--------

Manufacturer Model Configuration (trans, eng size, cyl)	MPG		Annual Fuel Cost	GHG Rating	Notes
	Comb	City/Hwy			

230i xDrive Coupe

A-S8, 2.0L, 4cyl	27	24/33	\$2,850	6	P T SS
------------------	----	-------	---------	---	--------

430i Convertible

A-S8, 2.0L, 4cyl	27	23/34	\$2,850	6	P T SS
------------------	----	-------	---------	---	--------

430i xDrive Convertible

A-S8, 2.0L, 4cyl	26	22/32	\$2,950	6	P T SS
------------------	----	-------	---------	---	--------

440i Convertible

A-S8, 3.0L, 6cyl	24	21/29	\$3,200	5	P T SS
------------------	----	-------	---------	---	--------

440i xDrive Convertible

A-S8, 3.0L, 6cyl	24	20/30	\$3,200	5	P T SS
------------------	----	-------	---------	---	--------

640i Convertible

A-S8, 3.0L, 6cyl	23	20/29	\$3,350	5	P T SS
------------------	----	-------	---------	---	--------

640i Coupe

A-S8, 3.0L, 6cyl	24	21/30	\$3,200	5	P T SS
------------------	----	-------	---------	---	--------

640i xDrive Convertible

A-S8, 3.0L, 6cyl	22	19/28	\$3,500	5	P T SS
------------------	----	-------	---------	---	--------

640i xDrive Coupe

A-S8, 3.0L, 6cyl	22	19/28	\$3,500	5	P T SS
------------------	----	-------	---------	---	--------

650i Convertible

A-S8, 4.4L, 8cyl	19	17/24	\$4,050	4	P T SS
------------------	----	-------	---------	---	--------

650i Coupe

A-S8, 4.4L, 8cyl	19	17/24	\$4,050	4	P T SS
------------------	----	-------	---------	---	--------

650i xDrive Convertible

A-S8, 4.4L, 8cyl	18	15/24	\$4,300	3	P T SS
------------------	----	-------	---------	---	--------

650i xDrive Coupe

A-S8, 4.4L, 8cyl	19	16/24	\$4,050	4	P T
------------------	----	-------	---------	---	-----

i3 BEV (60 Amp-hour battery)

A-1	124	137/111	\$600	10	EV
-----	-----	---------	-------	----	----

i3 BEV (94 Amp-hour battery)

A-1	118	129/106	\$650	10	EV
-----	-----	---------	-------	----	----

i3 REX (94 Amp-hour battery)

A-1, 0.6L, 2cyl		See page 38			PHEV SS
-----------------	--	-------------	--	--	---------

i8

A-6, 1.5L, 3cyl		See page 38			T PHEV SS
-----------------	--	-------------	--	--	-----------

M2

AM-S7, 3.0L, 6cyl	22	20/26	\$3,500	5	P T SS
M-6, 3.0L, 6cyl	21	18/26	\$3,650	4	P T SS

M240i Convertible

A-S8, 3.0L, 6cyl	25	21/32	\$3,100	5	P T SS
M-6, 3.0L, 6cyl	23	19/29	\$3,350	5	P T SS

M240i Coupe

A-S8, 3.0L, 6cyl	25	21/32	\$3,100	5	P T SS
M-6, 3.0L, 6cyl	22	19/28	\$3,500	5	P T SS

M240i xDrive Convertible

A-S8, 3.0L, 6cyl	25	21/31	\$3,100	5	P T SS
------------------	----	-------	---------	---	--------

M240i xDrive Coupe

A-S8, 3.0L, 6cyl	25	21/31	\$3,100	5	P T SS
------------------	----	-------	---------	---	--------

M4 Convertible

AM-S7, 3.0L, 6cyl	19	17/24	\$4,050	4	P T SS
M-6, 3.0L, 6cyl	20	17/26	\$3,850	4	P T SS

Manufacturer Model Configuration (trans, eng size, cyl)	MPG		Annual Fuel Cost	GHG Rating	Notes
	Comb	City/Hwy			
M6 Convertible					
AM-S7, 4.4L, 8cyl	16	14/20	\$4,800	2	P T Tax SS
M-6, 4.4L, 8cyl	17	15/22	\$4,550	3	P T Tax SS
M6 Coupe					
AM-S7, 4.4L, 8cyl	16	14/20	\$4,800	2	P T Tax SS
M-6, 4.4L, 8cyl	17	15/22	\$4,550	3	P T Tax SS
BUICK					
Cascade					
A-S6, 1.6L, 4cyl	23	20/27	\$3,350	5	P T
CHEVROLET					
Camaro					
A-S8, 2.0L, 4cyl	25	22/31	\$3,100	5	P T
M-6, 2.0L, 4cyl	23	20/30	\$3,350	5	P T
A-S8, 3.6L, 6cyl	22	19/28	\$2,850	5	SS
M-6, 3.6L, 6cyl	20	16/28	\$3,100	4	
A-S10, 6.2L, 8cyl	15	12/20	\$5,150	2	P S Tax
A-S8, 6.2L, 8cyl	20	17/27	\$3,850	4	P
M-6, 6.2L, 8cyl	19	16/25	\$4,050	4	P
M-6, 6.2L, 8cyl	16	14/20	\$4,800	2	P S Tax
Spark					
AV, 1.4L, 4cyl	33	30/38	\$1,900	8	
M-5, 1.4L, 4cyl	33	29/38	\$1,900	8	
Spark ACTIV					
AV, 1.4L, 4cyl	33	30/37	\$1,900	8	
M-5, 1.4L, 4cyl	32	29/37	\$1,950	7	
FORD					
Fiesta FWD					
AM-S6, 1.6L, 4cyl	31	27/37	\$2,000	7	
M-5, 1.6L, 4cyl	30	27/35	\$2,100	7	
Fiesta SFE FWD					
► M-5, 1.0L, 3cyl	35	31/41	\$1,800	8	T
Mustang					
A-S6, 2.3L, 4cyl	24	21/30	\$2,600	5	T
M-6, 2.3L, 4cyl	24	21/30	\$2,600	5	T
A-S6, 3.7L, 6cyl	21	18/27	\$2,950	4	
M-6, 3.7L, 6cyl	21	18/27	\$2,950	4	
A-S6, 5.0L, 8cyl	18	15/24	\$3,450	3	
M-6, 5.0L, 8cyl	18	15/25	\$3,450	3	
Mustang Convertible					
A-S6, 2.3L, 4cyl	23	20/28	\$2,700	5	T
M-6, 2.3L, 4cyl	23	21/27	\$2,700	5	T
A-S6, 5.0L, 8cyl	18	15/23	\$3,450	3	
M-6, 5.0L, 8cyl	17	14/23	\$3,650	3	
Mustang Performance Package					
A-S6, 2.3L, 4cyl	23	20/28	\$2,700	5	T
M-6, 2.3L, 4cyl	24	21/28	\$2,600	5	T
M-6, 5.0L, 8cyl	17	14/23	\$3,650	3	
Shelby GT350 Mustang					
M-6, 5.2L, 8cyl	16	14/21	\$4,800	2	P Tax

Manufacturer Model Configuration (trans, eng size, cyl)	MPG		Annual Fuel Cost	GHG Rating	Notes
	Comb	City/Hwy			
INFINITI					
Q60					
A-S7, 2.0L, 4cyl	25	22/30	\$3,100	5	P T SS
A-S7, 3.0L, 6cyl	22	19/28	\$3,500	5	P T
Q60 AWD					
A-S7, 2.0L, 4cyl	24	21/28	\$3,200	5	P T SS
A-S7, 3.0L, 6cyl	22	19/27	\$3,500	5	P T
Q60S Red Sport					
A-S7, 3.0L, 6cyl	22	20/27	\$3,500	5	P T
Q60S Red Sport AWD					
A-S7, 3.0L, 6cyl	21	19/26	\$3,650	4	P T
LEXUS					
RC 200t					
A-S8, 2.0L, 4cyl	26	22/32	\$2,950	6	P T
RC 300 AWD					
A-S6, 3.5L, 6cyl	21	19/26	\$3,650	4	P
RC 350					
A-S8, 3.5L, 6cyl	22	19/28	\$3,500	5	P
RC 350 AWD					
A-S6, 3.5L, 6cyl	21	19/26	\$3,650	4	P
RC F					
A-S8, 5.0L, 8cyl	19	16/25	\$4,050	4	P
MASERATI					
GranTurismo					
A-6, 4.7L, 8cyl	16	13/21	\$4,800	2	P Tax
GranTurismo Convertible					
A-6, 4.7L, 8cyl	15	13/20	\$5,150	2	P Tax
MERCEDES-BENZ					
AMG C43 4matic Convertible					
A-9, 3.0L, 6cyl	22	19/26	\$3,500	5	P T SS
AMG C43 4matic Coupe					
A-9, 3.0L, 6cyl	23	20/28	\$3,350	5	P T SS
AMG C63 Convertible					
A-7, 4.0L, 8cyl	19	17/22	\$4,050	4	P T SS
AMG C63 Coupe					
A-7, 4.0L, 8cyl	19	17/23	\$4,050	4	P T SS
AMG C63 S Convertible					
A-7, 4.0L, 8cyl	19	17/22	\$4,050	4	P T SS
AMG C63 S Coupe					
A-7, 4.0L, 8cyl	19	17/23	\$4,050	4	P T SS
AMG S63 4matic Convertible					
A-7, 5.5L, 8cyl	17	14/22	\$4,550	3	P T Tax SS
C300 4matic Convertible					
A-9, 2.0L, 4cyl	25	22/29	\$3,100	5	P T SS
C300 4matic Coupe					
A-7, 2.0L, 4cyl	25	23/29	\$3,100	5	P T SS

Manufacturer Model Configuration (trans, eng size, cyl)	MPG		Annual Fuel Cost	GHG Rating	Notes
	Comb	City/Hwy			
C300 Convertible					
A-9, 2.0L, 4cyl	26	23/31	\$2,950	6	P T SS
C300 Coupe					
A-7, 2.0L, 4cyl	26	23/30	\$2,950	6	P T SS
E400 4matic Coupe					
A-7, 3.0L, 6cyl	23	20/28	\$3,350	5	P T SS
E400 Convertible					
A-7, 3.0L, 6cyl	23	20/29	\$3,350	5	P T SS
E400 Coupe					
A-7, 3.0L, 6cyl	23	20/29	\$3,350	5	P T SS
E550 Convertible					
A-7, 4.7L, 8cyl	20	17/25	\$3,850	4	P T SS
E550 Coupe					
A-7, 4.7L, 8cyl	21	18/26	\$3,650	4	P T SS
Maybach S650 Convertible					
A-7, 6.0L, 12cyl	16	13/21	\$4,800	2	P T Tax SS
S550 Convertible					
A-9, 4.7L, 8cyl	20	17/25	\$3,850	4	P T SS
S65 AMG Convertible					
A-7, 6.0L, 12cyl	16	14/21	\$4,800	2	P T Tax SS

MINI

Cooper Hardtop 2 door

A-S6, 1.5L, 3cyl	30	27/36	\$2,550	7	P T
M-6, 1.5L, 3cyl	32	28/38	\$2,400	7	P T

Cooper Hardtop 4 door

A-S6, 1.5L, 3cyl	30	27/36	\$2,550	7	P T
M-6, 1.5L, 3cyl	32	28/37	\$2,400	7	P T

Cooper S Hardtop 2 door

A-S6, 2.0L, 4cyl	28	25/32	\$2,750	6	P T
M-6, 2.0L, 4cyl	26	23/32	\$2,950	6	P T

Cooper S Hardtop 4 door

A-S6, 2.0L, 4cyl	28	25/32	\$2,750	6	P T
M-6, 2.0L, 4cyl	26	23/32	\$2,950	6	P T

John Cooper Works Hardtop

A-S6, 2.0L, 4cyl	28	25/32	\$2,750	6	P T
M-6, 2.0L, 4cyl	26	23/32	\$2,950	6	P T

MITSUBISHI

i-MiEV

A-1	112	121/102	\$700	10	EV
-----	-----	---------	-------	----	----

NISSAN

GT-R

AM-6, 3.8L, 6cyl	18	16/22	\$4,300	3	P T
------------------	----	-------	---------	---	-----

ROUSH PERFORMANCE

Stage 3 Mustang

A-S6, 5.0L, 8cyl	17	14/22	\$4,550	3	P S Tax
M-6, 5.0L, 8cyl	16	13/23	\$4,800	2	P S Tax

Manufacturer Model Configuration (trans, eng size, cyl)	MPG		Annual Fuel Cost	GHG Rating	Notes
	Comb	City/Hwy			

TOYOTA

Mirai

AV	67	67/67	NA	10	H FCV
----	----	-------	----	----	-------

Yaris iA

▶ A-S6, 1.5L, 4cyl	35	32/40	\$1,800	8	
M-6, 1.5L, 4cyl	34	30/39	\$1,850	8	

VOLKSWAGEN

Beetle Convertible

A-S6, 1.8L, 4cyl	28	24/33	\$2,200	6	T
------------------	----	-------	---------	---	---

Beetle Dune Convertible

A-S6, 1.8L, 4cyl	27	24/31	\$2,300	6	T
------------------	----	-------	---------	---	---

COMPACT CARS

ACURA

ILX

AM-S8, 2.4L, 4cyl	29	25/35	\$2,650	7	P
-------------------	----	-------	---------	---	---

TLX AWD

A-S9, 3.5L, 6cyl	25	21/31	\$3,100	5	P SS
------------------	----	-------	---------	---	------

TLX FWD

AM-S8, 2.4L, 4cyl	28	24/35	\$2,750	6	P
A-S9, 3.5L, 6cyl	25	21/34	\$3,100	5	P

AUDI

A3 e-tron

AM-S6, 1.4L, 4cyl	See page 38				T PHEV SS
-------------------	-------------	--	--	--	-----------

A4

AM-S7, 2.0L, 4cyl	28	25/33	\$2,750	6	P T
-------------------	----	-------	---------	---	-----

A4 quattro

AM-S7, 2.0L, 4cyl	27	24/31	\$2,850	6	P T
M-6, 2.0L, 4cyl	27	24/33	\$2,850	6	P T

A4 Ultra

AM-S7, 2.0L, 4cyl	31	27/37	\$2,500	7	P T
-------------------	----	-------	---------	---	-----

Q3

A-S6, 2.0L, 4cyl	23	20/28	\$3,350	5	P T
------------------	----	-------	---------	---	-----

Q3 quattro

A-S6, 2.0L, 4cyl	23	20/28	\$3,350	5	P T
------------------	----	-------	---------	---	-----

BENTLEY

Continental GT

A-S8, 4.0L, 8cyl	18	15/25	\$4,300	3	P T
A-S8, 6.0L, 12cyl	15	12/21	\$5,150	2	P T Tax

Continental Supersports

A-S8, 6.0L, 12cyl	14	11/20	\$5,500	1	P T Tax
-------------------	----	-------	---------	---	---------

BMW

320i

A-S8, 2.0L, 4cyl	28	23/35	\$2,750	6	P T SS
M-6, 2.0L, 4cyl	27	23/35	\$2,850	6	P T SS

320i xDrive

A-S8, 2.0L, 4cyl	27	23/34	\$2,850	6	P T SS
------------------	----	-------	---------	---	--------

Manufacturer Model Configuration (trans, eng size, cyl)	MPG		Annual Fuel Cost	GHG Rating	Notes
	Comb	City/Hwy			
328d					
A-S8, 2.0L, 4cyl	36	31/43	\$2,150	7	D T
328d xDrive					
A-S8, 2.0L, 4cyl	34	30/40	\$2,300	7	D T
330e					
A-S8, 2.0L, 4cyl	See page 38				T PHEV SS
330i					
A-S8, 2.0L, 4cyl	27	23/34	\$2,850	6	P T SS
M-6, 2.0L, 4cyl	25	21/32	\$3,100	5	P T SS
330i xDrive					
A-S8, 2.0L, 4cyl	26	23/33	\$2,950	6	P T SS
340i					
A-S8, 3.0L, 6cyl	25	21/32	\$3,100	5	P T SS
M-6, 3.0L, 6cyl	23	19/29	\$3,350	5	P T SS
340i xDrive					
A-S8, 3.0L, 6cyl	25	21/31	\$3,100	5	P T SS
M-6, 3.0L, 6cyl	23	19/29	\$3,350	5	P T SS
430i Coupe					
A-S8, 2.0L, 4cyl	27	23/34	\$2,850	6	P T SS
M-6, 2.0L, 4cyl	25	21/33	\$3,100	5	P T SS
430i Gran Coupe					
A-S8, 2.0L, 4cyl	27	23/34	\$2,850	6	P T SS
430i xDrive Coupe					
A-S8, 2.0L, 4cyl	26	23/33	\$2,950	6	P T SS
430i xDrive Gran Coupe					
A-S8, 2.0L, 4cyl	26	23/33	\$2,950	6	P T SS
440i Coupe					
A-S8, 3.0L, 6cyl	25	21/32	\$3,100	5	P T SS
M-6, 3.0L, 6cyl	23	19/29	\$3,350	5	P T SS
440i Gran Coupe					
A-S8, 3.0L, 6cyl	25	21/32	\$3,100	5	P T SS
440i xDrive Coupe					
A-S8, 3.0L, 6cyl	25	21/31	\$3,100	5	P T SS
M-6, 3.0L, 6cyl	23	19/29	\$3,350	5	P T SS
440i xDrive Gran Coupe					
A-S8, 3.0L, 6cyl	25	21/31	\$3,100	5	P T SS
640i Gran Coupe					
A-S8, 3.0L, 6cyl	23	20/29	\$3,350	5	P T SS
640i xDrive Gran Coupe					
A-S8, 3.0L, 6cyl	22	19/28	\$3,500	5	P T SS
650i Gran Coupe					
A-S8, 4.4L, 8cyl	19	17/24	\$4,050	4	P T SS
650i xDrive Gran Coupe					
A-S8, 4.4L, 8cyl	18	15/24	\$4,300	3	P T SS
Alpina B6 xDrive Gran Coupe					
A-S8, 4.4L, 8cyl	18	15/24	\$4,300	3	P T SS
M3					
AM-S7, 3.0L, 6cyl	19	17/24	\$4,050	4	P T SS
M-6, 3.0L, 6cyl	20	17/26	\$3,850	4	P T SS

Manufacturer Model Configuration (trans, eng size, cyl)	MPG		Annual Fuel Cost	GHG Rating	Notes
	Comb	City/Hwy			
M4 Coupe					
AM-S7, 3.0L, 6cyl	19	17/24	\$4,050	4	P T SS
M-6, 3.0L, 6cyl	20	17/26	\$3,850	4	P T SS
M6 Gran Coupe					
AM-S7, 4.4L, 8cyl	16	14/20	\$4,800	2	P T Tax SS
M-6, 4.4L, 8cyl	17	15/22	\$4,550	3	P T Tax SS

BUICK

Verano

A-S6, 2.4L, 4cyl	24	21/31	\$2,600	5	
------------------	----	-------	---------	---	--

CADILLAC

ATS

A-S8, 2.0L, 4cyl	25	22/31	\$3,100	5	P T
M-6, 2.0L, 4cyl	23	20/29	\$3,350	5	P T
A-S8, 2.5L, 4cyl	26	22/32	\$2,400	6	SS
A-S8, 3.6L, 6cyl	24	20/30	\$2,600	5	SS

ATS AWD

A-S8, 2.0L, 4cyl	25	22/30	\$3,100	5	P T
A-S8, 3.6L, 6cyl	22	19/27	\$2,850	5	SS

ATS-V

A-S8, 3.6L, 6cyl	20	17/25	\$3,850	4	P T
M-6, 3.6L, 6cyl	19	16/23	\$4,050	4	P T

CHEVROLET

Cruze

A-S6, 1.4L, 4cyl	34	30/40	\$1,850	8	T SS
M-6, 1.4L, 4cyl	32	28/39	\$1,950	7	T
A-9, 1.6L, 4cyl	37	31/47	\$2,100	7	D T
M-6, 1.6L, 4cyl	37	30/52	\$2,100	8	D T

Cruze Premier

A-S6, 1.4L, 4cyl	33	29/39	\$1,900	8	T SS
------------------	----	-------	---------	---	------

Sonic

A-S6, 1.4L, 4cyl	30	27/36	\$2,100	7	T
M-6, 1.4L, 4cyl	32	28/38	\$1,950	7	T
A-S6, 1.8L, 4cyl	28	24/34	\$2,200	6	
M-5, 1.8L, 4cyl	28	25/33	\$2,200	6	

Volt

AV, 1.5L, 4cyl	See page 38				PHEV SS
----------------	-------------	--	--	--	---------

FORD

Fiesta ST FWD

M-6, 1.6L, 4cyl	29	26/33	\$2,150	7	T
-----------------	----	-------	---------	---	---

Focus Electric

A-1	107	118/96	\$700	10	EV
-----	-----	--------	-------	----	----

Focus FWD

A-S6, 1.0L, 3cyl	31	27/38	\$2,000	7	T SS
M-6, 1.0L, 3cyl	34	30/40	\$1,850	8	T
AM-6, 2.0L, 4cyl	31	26/38	\$2,000	7	
AM-S6, 2.0L, 4cyl	29	26/36	\$2,150	7	
M-5, 2.0L, 4cyl	28	25/34	\$2,200	6	

Manufacturer Model Configuration (trans, eng size, cyl)	MPG		Annual Fuel Cost	GHG Rating	Notes
	Comb	City/Hwy			
Focus FWD FFV					
AM-6, 2.0L, 4cyl	31	26/38	\$2,000	7	Gas
	23	20/28	\$1,700	7	E85
AM-S6, 2.0L, 4cyl	29	26/36	\$2,150	7	Gas
	22	19/26	\$1,800	7	E85
M-5, 2.0L, 4cyl	28	25/34	\$2,200	6	Gas
	21	18/25	\$1,900	7	E85

HONDA

Civic 2Dr

AV, 1.5L, 4cyl	35	31/40	\$1,800	8	T
M-6, 1.5L, 4cyl	35	30/41	\$1,800	8	T
AV, 2.0L, 4cyl	34	30/39	\$1,850	8	
M-6, 2.0L, 4cyl	32	28/39	\$1,950	7	

Civic Si 2Dr

M-6, 1.5L, 4cyl	32	28/38	\$2,400	7	P T
-----------------	----	-------	---------	---	-----

HYUNDAI

Accent

A-S6, 1.6L, 4cyl	30	26/36	\$2,100	7	
M-6, 1.6L, 4cyl	31	27/37	\$2,000	7	

Veloster

AM-6, 1.6L, 4cyl	31	28/35	\$2,000	7	
AM-7, 1.6L, 4cyl	29	26/32	\$2,150	7	T
M-6, 1.6L, 4cyl	30	27/34	\$2,100	7	
M-6, 1.6L, 4cyl	28	25/33	\$2,200	6	T

INFINITI

Q50 Hybrid

A-S7, 3.5L, 6cyl	29	27/32	\$2,650	7	P HEV SS
------------------	----	-------	---------	---	----------

Q50 Hybrid AWD

A-S7, 3.5L, 6cyl	28	26/30	\$2,750	6	P HEV SS
------------------	----	-------	---------	---	----------

QX30

AM-7, 2.0L, 4cyl	27	24/33	\$2,850	6	P T SS
------------------	----	-------	---------	---	--------

QX30 AWD

AM-7, 2.0L, 4cyl	25	21/30	\$3,100	5	P T SS
------------------	----	-------	---------	---	--------

JAGUAR

XE

A-S8, 2.0L, 4cyl	36	32/42	\$2,150	7	D T SS
A-S8, 2.0L, 4cyl	24	21/30	\$3,200	5	P T SS
A-S8, 3.0L, 6cyl	24	21/30	\$3,200	5	P S SS

XE AWD

A-S8, 2.0L, 4cyl	34	30/40	\$2,300	7	D T SS
A-S8, 3.0L, 6cyl	23	20/29	\$3,350	5	P S SS

KIA

Forte Koup

AM-7, 1.6L, 4cyl	27	25/32	\$2,300	6	T
M-6, 1.6L, 4cyl	26	23/30	\$2,400	6	T
A-S6, 2.0L, 4cyl	28	25/33	\$2,200	6	

Manufacturer Model Configuration (trans, eng size, cyl)	MPG		Annual Fuel Cost	GHG Rating	Notes
	Comb	City/Hwy			
Rio					
A-S6, 1.6L, 4cyl	30	27/36	\$2,100	7	
M-6, 1.6L, 4cyl	31	27/36	\$2,000	7	

Rio Eco

A-S6, 1.6L, 4cyl	31	27/36	\$2,000	7	SS
------------------	----	-------	---------	---	----

LEXUS

CT 200h

AV, 1.8L, 4cyl	42	43/40	\$1,500	9	HEV SS
----------------	----	-------	---------	---	--------

GS F

A-S8, 5.0L, 8cyl	19	16/24	\$4,050	4	P
------------------	----	-------	---------	---	---

IS 200t

A-S8, 2.0L, 4cyl	26	22/32	\$2,950	6	P T
------------------	----	-------	---------	---	-----

IS 300 AWD

A-S6, 3.5L, 6cyl	21	19/26	\$3,650	4	P
------------------	----	-------	---------	---	---

IS 350

A-S8, 3.5L, 6cyl	22	19/28	\$3,500	5	P
------------------	----	-------	---------	---	---

IS 350 AWD

A-S6, 3.5L, 6cyl	21	19/26	\$3,650	4	P
------------------	----	-------	---------	---	---

MAZDA

2

A-S6, 1.5L, 4cyl	35	32/40	\$1,800	8	
M-6, 1.5L, 4cyl	34	30/39	\$1,850	8	

3 4-Door

A-S6, 2.0L, 4cyl	32	28/37	\$1,950	7	
M-6, 2.0L, 4cyl	31	27/37	\$2,000	7	
A-S6, 2.5L, 4cyl	31	28/37	\$2,000	7	i-ELOOP
A-S6, 2.5L, 4cyl	30	27/36	\$2,100	7	
M-6, 2.5L, 4cyl	29	25/34	\$2,150	7	

CX-3 2WD

A-S6, 2.0L, 4cyl	31	29/34	\$2,000	7	
------------------	----	-------	---------	---	--

CX-3 4WD

A-S6, 2.0L, 4cyl	29	27/32	\$2,150	7	
------------------	----	-------	---------	---	--

MERCEDES-BENZ

AMG C43 4matic

A-9, 3.0L, 6cyl	23	20/28	\$3,350	5	P T SS
-----------------	----	-------	---------	---	--------

AMG C63

A-7, 4.0L, 8cyl	21	18/25	\$3,650	4	P T SS
-----------------	----	-------	---------	---	--------

AMG C63 S

A-7, 4.0L, 8cyl	20	18/24	\$3,850	4	P T SS
-----------------	----	-------	---------	---	--------

AMG CLA45 4matic

AM-7, 2.0L, 4cyl	26	23/30	\$2,950	6	P T SS
------------------	----	-------	---------	---	--------

AMG CLS63 S 4matic

A-7, 5.5L, 8cyl	18	16/22	\$4,300	3	P T SS
-----------------	----	-------	---------	---	--------

AMG S63 4matic Coupe

A-7, 5.5L, 8cyl	18	15/23	\$4,300	3	P T SS
-----------------	----	-------	---------	---	--------

C300

A-7, 2.0L, 4cyl	28	24/34	\$2,750	6	P T SS
-----------------	----	-------	---------	---	--------

C300 4matic

A-7, 2.0L, 4cyl	27	24/31	\$2,850	6	P T SS
-----------------	----	-------	---------	---	--------

Manufacturer Model Configuration (trans, eng size, cyl)	MPG		Annual Fuel Cost	GHG Rating	Notes
	Comb	City/Hwy			
C350e					
A-7, 2.0L, 4cyl	See page 38				T PHEV SS
CLA250					
AM-7, 2.0L, 4cyl	29	24/36	\$2,650	7	P T SS
CLA250 4matic					
AM-7, 2.0L, 4cyl	27	23/32	\$2,850	6	P T SS
AM-7, 2.0L, 4cyl	27	23/32	\$2,850	6	Gas
	19	17/23	\$2,100	6	E85

CLS550					
A-9, 4.7L, 8cyl	21	18/26	\$3,650	4	P T SS
CLS550 4matic					
A-9, 4.7L, 8cyl	20	17/25	\$3,850	4	P T SS
S550 4matic Coupe					
A-9, 4.7L, 8cyl	20	17/25	\$3,850	4	P T SS
S65 AMG Coupe					
A-7, 6.0L, 12cyl	16	13/21	\$4,800	2	P T Tax SS

MITSUBISHI

Lancer					
AV-S6, 2.0L, 4cyl	30	27/34	\$2,100	7	
M-5, 2.0L, 4cyl	28	24/33	\$2,200	6	
Lancer 4WD					
AV-S6, 2.4L, 4cyl	26	23/30	\$2,400	6	
Mirage					
AV, 1.2L, 3cyl	39	37/43	\$1,600	9	
M-5, 1.2L, 3cyl	36	33/41	\$1,750	8	
Mirage G4					
AV, 1.2L, 3cyl	37	35/42	\$1,700	8	
M-5, 1.2L, 3cyl	35	33/40	\$1,800	8	

NISSAN

Versa					
A-4, 1.6L, 4cyl	29	26/35	\$2,150	7	
AV, 1.6L, 4cyl	34	31/39	\$1,850	8	
M-5, 1.6L, 4cyl	30	27/36	\$2,100	7	

ROLLS-ROYCE

Dawn					
A-S8, 6.6L, 12cyl	14	12/19	\$5,500	1	P T Tax
Phantom Coupe					
A-S8, 6.7L, 12cyl	14	11/19	\$5,500	1	P Tax
Phantom Drophead Coupe					
A-S8, 6.7L, 12cyl	14	11/19	\$5,500	1	P Tax

SUBARU

WRX					
AV-S8, 2.0L, 4cyl	21	18/24	\$3,650	4	P T
M-6, 2.0L, 4cyl	23	20/27	\$3,350	5	P T
M-6, 2.5L, 4cyl	19	17/23	\$4,050	4	P T

Manufacturer Model Configuration (trans, eng size, cyl)	MPG		Annual Fuel Cost	GHG Rating	Notes
	Comb	City/Hwy			
TOYOTA					
Prius c					
▶ AV, 1.5L, 4cyl	46	48/43	\$1,350	10	HEV SS
Yaris					
A-4, 1.5L, 4cyl	32	30/35	\$1,950	7	
M-5, 1.5L, 4cyl	33	30/36	\$1,900	8	

VOLKSWAGEN

Beetle					
A-S6, 1.8L, 4cyl	28	24/33	\$2,200	6	T
AM-S6, 2.0L, 4cyl	26	23/29	\$2,400	6	T
Beetle Dune					
A-S6, 1.8L, 4cyl	27	24/31	\$2,300	6	T

CC					
AM-S6, 2.0L, 4cyl	25	22/31	\$3,100	5	P T

CC 4motion					
A-S6, 3.6L, 6cyl	20	17/25	\$3,100	4	

e-Golf					
▶ A-1	119	126/111	\$650	10	EV

Golf					
A-S6, 1.8L, 4cyl	29	25/35	\$2,150	7	T
M-5, 1.8L, 4cyl	29	25/36	\$2,150	7	T

Golf R					
AM-S6, 2.0L, 4cyl	25	23/30	\$3,100	5	P T
M-6, 2.0L, 4cyl	25	22/31	\$3,100	5	P T

GTI					
AM-S6, 2.0L, 4cyl	27	24/32	\$2,300	6	T
M-6, 2.0L, 4cyl	28	24/34	\$2,200	6	T

Jetta					
A-S6, 1.4L, 4cyl	32	28/38	\$1,950	7	T
M-5, 1.4L, 4cyl	33	28/40	\$1,900	8	T
A-S6, 1.8L, 4cyl	29	25/35	\$2,150	7	T
AM-S6, 2.0L, 4cyl	27	24/33	\$2,300	6	T
M-6, 2.0L, 4cyl	27	23/33	\$2,300	6	T

VOLVO

S60 AWD					
A-S8, 2.0L, 4cyl	26	22/32	\$2,950	6	P T S SS
A-S8, 2.0L, 4cyl	26	23/31	\$2,400	6	T SS

S60 CC AWD					
A-S8, 2.0L, 4cyl	25	22/30	\$2,500	5	T SS

S60 FWD					
A-S8, 2.0L, 4cyl	29	25/36	\$2,150	7	T SS

S60 Inscription AWD					
A-S8, 2.0L, 4cyl	26	23/31	\$2,400	6	T SS

S60 Inscription FWD					
A-S8, 2.0L, 4cyl	29	25/36	\$2,150	7	T SS

S60 Polestar AWD					
A-S8, 2.0L, 4cyl	23	20/27	\$3,350	5	P T S SS

Manufacturer Model Configuration (trans, eng size, cyl)	MPG		Annual Fuel Cost	GHG Rating	Notes
	Comb	City/Hwy			
MIDSIZE CARS					

ACURA

RLX

A-S6, 3.5L, 6cyl	23	20/30	\$3,350	5	P
------------------	----	-------	---------	---	---

RLX Hybrid

AM-S7, 3.5L, 6cyl	29	29/30	\$2,650	7	P HEV SS
-------------------	----	-------	---------	---	----------

ALFA ROMEO

Giulia

A-8, 2.0L, 4cyl	27	24/33	\$2,850	6	P T SS
-----------------	----	-------	---------	---	--------

A-8, 2.9L, 6cyl	20	17/24	\$3,850	4	P T SS
-----------------	----	-------	---------	---	--------

Giulia AWD

A-8, 2.0L, 4cyl	26	23/31	\$2,950	6	P T SS
-----------------	----	-------	---------	---	--------

AUDI

A6

AM-S7, 2.0L, 4cyl	28	24/34	\$2,750	6	P T SS
-------------------	----	-------	---------	---	--------

A6 quattro

A-S8, 2.0L, 4cyl	25	22/31	\$3,100	5	P T SS
------------------	----	-------	---------	---	--------

A-S8, 3.0L, 6cyl	24	21/29	\$3,200	5	P S SS
------------------	----	-------	---------	---	--------

A7 quattro

A-S8, 3.0L, 6cyl	24	21/29	\$3,200	5	P S SS
------------------	----	-------	---------	---	--------

RS 7

A-S8, 4.0L, 8cyl	18	15/25	\$4,300	3	P T
------------------	----	-------	---------	---	-----

S6

AM-S7, 4.0L, 8cyl	21	18/27	\$3,650	4	P T
-------------------	----	-------	---------	---	-----

S7

AM-S7, 4.0L, 8cyl	21	17/27	\$3,650	4	P T
-------------------	----	-------	---------	---	-----

S8

A-S8, 4.0L, 8cyl	18	15/24	\$4,300	3	P T
------------------	----	-------	---------	---	-----

BENTLEY

Flying Spur

A-S8, 4.0L, 8cyl	17	14/24	\$4,550	3	P T Tax
------------------	----	-------	---------	---	---------

A-S8, 6.0L, 12cyl	15	12/20	\$5,150	2	P T Tax
-------------------	----	-------	---------	---	---------

Mulsanne

A-S8, 6.8L, 8cyl	14	11/18	\$5,500	1	P T Tax
------------------	----	-------	---------	---	---------

Mulsanne EWB

A-S8, 6.8L, 8cyl	13	11/17	\$5,950	1	P T Tax
------------------	----	-------	---------	---	---------

BMW

530i

A-S8, 2.0L, 4cyl	27	24/34	\$2,850	6	P T SS
------------------	----	-------	---------	---	--------

530i xDrive

A-S8, 2.0L, 4cyl	27	23/33	\$2,850	6	P T SS
------------------	----	-------	---------	---	--------

540i

A-S8, 3.0L, 6cyl	24	20/30	\$3,200	5	P T SS
------------------	----	-------	---------	---	--------

540i xDrive

A-S8, 3.0L, 6cyl	23	20/29	\$3,350	5	P T SS
------------------	----	-------	---------	---	--------

Manufacturer Model Configuration (trans, eng size, cyl)	MPG		Annual Fuel Cost	GHG Rating	Notes
	Comb	City/Hwy			

BUICK

LaCrosse

A-S8, 3.6L, 6cyl	25	21/31	\$2,500	5	SS
------------------	----	-------	---------	---	----

LaCrosse AWD

A-S8, 3.6L, 6cyl	23	20/29	\$2,700	5	SS
------------------	----	-------	---------	---	----

Regal

A-S6, 2.0L, 4cyl	24	21/29	\$3,200	5	P T
------------------	----	-------	---------	---	-----

A-S6, 2.4L, 4cyl	23	19/30	\$2,700	5	
------------------	----	-------	---------	---	--

Regal AWD

A-S6, 2.0L, 4cyl	22	19/27	\$3,500	5	P T
------------------	----	-------	---------	---	-----

CADILLAC

CT6 Plug-In

AV, 2.0L, 4cyl		See page 38			T PHEV SS
----------------	--	-------------	--	--	-----------

CTS

A-S8, 2.0L, 4cyl	25	22/30	\$3,100	5	P T
------------------	----	-------	---------	---	-----

A-S8, 3.6L, 6cyl	24	20/30	\$2,600	5	SS
------------------	----	-------	---------	---	----

A-S8, 3.6L, 6cyl	18	16/24	\$4,300	3	P T
------------------	----	-------	---------	---	-----

CTS AWD

A-S8, 2.0L, 4cyl	24	21/29	\$3,200	5	P T
------------------	----	-------	---------	---	-----

A-S8, 3.6L, 6cyl	22	19/27	\$2,850	5	SS
------------------	----	-------	---------	---	----

CTS-V

A-S8, 6.2L, 8cyl	17	14/21	\$4,550	3	P S Tax
------------------	----	-------	---------	---	---------

CHEVROLET

Cruze Hatchback

A-S6, 1.4L, 4cyl	32	29/38	\$1,950	7	T SS
------------------	----	-------	---------	---	------

M-6, 1.4L, 4cyl	31	28/37	\$2,000	7	T
-----------------	----	-------	---------	---	---

Cruze Premier Hatchback

A-S6, 1.4L, 4cyl	31	28/37	\$2,000	7	T SS
------------------	----	-------	---------	---	------

Malibu

A-6, 1.5L, 4cyl	30	27/36	\$2,100	7	T SS
-----------------	----	-------	---------	---	------

A-9, 2.0L, 4cyl	26	22/33	\$2,950	6	P T
-----------------	----	-------	---------	---	-----

Malibu Hybrid

AV, 1.8L, 4cyl	46	49/43	\$1,350	10	HEV SS
----------------	----	-------	---------	----	--------

CHRYSLER

200

A-9, 2.4L, 4cyl	27	23/36	\$2,300	6	
-----------------	----	-------	---------	---	--

A-9, 2.4L, 4cyl	27	23/36	\$2,300	6	Gas
-----------------	----	-------	---------	---	-----

	20	17/26	\$1,950	7	E85
--	----	-------	---------	---	-----

A-9, 3.6L, 6cyl	23	19/31	\$2,700	5	Gas
-----------------	----	-------	---------	---	-----

	17	14/23	\$2,300	5	E85
--	----	-------	---------	---	-----

200 AWD

A-9, 3.6L, 6cyl	22	18/28	\$2,850	5	Gas
-----------------	----	-------	---------	---	-----

	16	14/21	\$2,450	5	E85
--	----	-------	---------	---	-----

Manufacturer Model Configuration (trans, eng size, cyl)	MPG		Annual Fuel Cost	GHG Rating	Notes
	Comb	City/Hwy			
DODGE					
Challenger					
A-8, 3.6L, 6cyl	23	19/30	\$2,700	5	
A-8, 5.7L, 8cyl	19	16/25	\$3,750	4	Mid
M-6, 5.7L, 8cyl	18	15/23	\$4,300	3	P
A-8, 6.4L, 8cyl	18	15/25	\$4,300	3	P
M-6, 6.4L, 8cyl	17	14/23	\$4,550	3	P Tax
Challenger GT					
A-8, 3.6L, 6cyl	21	18/27	\$2,950	4	
Challenger SRT					
A-8, 6.2L, 8cyl	16	13/22	\$4,800	2	P S Tax
M-6, 6.2L, 8cyl	16	13/21	\$4,800	2	P S Tax
A-8, 6.4L, 8cyl	18	15/25	\$4,300	3	P
M-6, 6.4L, 8cyl	17	14/23	\$4,550	3	P Tax
FORD					
C-MAX Energi Plug-In Hybrid					
AV, 2.0L, 4cyl	See page 38			PHEV SS	
Focus RS AWD					
M-6, 2.3L, 4cyl	22	19/25	\$3,500	5	P T SS
Focus ST FWD					
M-6, 2.0L, 4cyl	25	22/30	\$2,500	5	T
Fusion AWD					
A-S6, 2.0L, 4cyl	23	20/29	\$2,700	5	T
A-S6, 2.7L, 6cyl	20	17/26	\$3,100	4	T
Fusion Energi Plug-in Hybrid					
AV, 2.0L, 4cyl	See page 38			PHEV SS	
Fusion FWD					
A-S6, 1.5L, 4cyl	27	23/34	\$2,300	6	T SS
A-S6, 2.0L, 4cyl	25	21/31	\$2,500	5	T
A-6, 2.5L, 4cyl	25	21/32	\$2,500	5	
Fusion Hybrid FWD					
AV, 2.0L, 4cyl	42	43/41	\$1,500	9	HEV SS
HONDA					
Accord					
AV, 2.4L, 4cyl	30	27/36	\$2,100	7	
AV-S7, 2.4L, 4cyl	29	26/34	\$2,150	7	
M-6, 2.4L, 4cyl	26	23/32	\$2,400	6	
A-6, 3.5L, 6cyl	25	21/33	\$2,500	5	
A-S6, 3.5L, 6cyl	24	21/32	\$2,600	5	
M-6, 3.5L, 6cyl	21	18/28	\$2,950	4	
Accord Hybrid					
AV, 2.0L, 4cyl	48	49/47	\$1,300	10	HEV SS
Civic 4Dr					
AV, 1.5L, 4cyl	36	32/42	\$1,750	8	T
M-6, 1.5L, 4cyl	35	31/42	\$1,800	8	T
AV, 2.0L, 4cyl	34	31/40	\$1,850	8	
M-6, 2.0L, 4cyl	32	28/40	\$1,950	7	
Civic Si 4Dr					
M-6, 1.5L, 4cyl	32	28/38	\$2,400	7	P T

Manufacturer Model Configuration (trans, eng size, cyl)	MPG		Annual Fuel Cost	GHG Rating	Notes
	Comb	City/Hwy			
Clarity EV					
A-1	114	126/103	\$700	10	EV
Clarity FCV					
A-1	68	69/67	NA	10	H FCV SS
HYUNDAI					
Elantra					
AM-7, 1.4L, 4cyl	35	32/40	\$1,800	8	T
AM-7, 1.6L, 4cyl	29	26/33	\$2,150	7	T
M-6, 1.6L, 4cyl	25	22/30	\$2,500	5	T
A-S6, 2.0L, 4cyl	32	28/37	\$1,950	7	
M-6, 2.0L, 4cyl	29	26/36	\$2,150	7	
Elantra GT					
A-S6, 2.0L, 4cyl	27	24/32	\$2,300	6	
M-6, 2.0L, 4cyl	27	24/32	\$2,300	6	
Elantra SE					
A-S6, 2.0L, 4cyl	33	29/38	\$1,900	8	
Ioniq Electric					
▶ A-1	136	150/122	\$550	10	EV
Sonata Hybrid					
AM-6, 2.0L, 4cyl	40	38/43	\$1,550	9	HEV SS
Sonata Hybrid SE					
AM-6, 2.0L, 4cyl	42	39/45	\$1,500	9	HEV SS
Sonata Plug-in Hybrid					
AM-6, 2.0L, 4cyl	See page 38			PHEV SS	
INFINITI					
Q50					
A-S7, 2.0L, 4cyl	26	23/31	\$2,950	6	P T SS
A-S7, 3.0L, 6cyl	23	20/29	\$3,350	5	P T
Q50 AWD					
A-S7, 2.0L, 4cyl	24	22/28	\$3,200	5	P T SS
A-S7, 3.0L, 6cyl	22	19/27	\$3,500	5	P T
Q50S Red Sport					
A-S7, 3.0L, 6cyl	22	20/26	\$3,500	5	P T
Q50S Red Sport AWD					
A-S7, 3.0L, 6cyl	22	19/26	\$3,500	5	P T
Q70					
A-S7, 3.7L, 6cyl	21	18/25	\$3,650	4	P
A-S7, 5.6L, 8cyl	19	16/24	\$4,050	4	P
Q70 AWD					
A-S7, 3.7L, 6cyl	20	18/24	\$3,850	4	P
A-S7, 5.6L, 8cyl	18	16/23	\$4,300	3	P
Q70 Hybrid					
A-S7, 3.5L, 6cyl	30	28/33	\$2,550	7	P HEV SS
JAGUAR					
XF					
A-S8, 2.0L, 4cyl	35	31/42	\$2,250	7	D T SS
A-S8, 3.0L, 6cyl	23	20/29	\$3,350	5	P S SS

Manufacturer Model Configuration (trans, eng size, cyl)	MPG		Annual Fuel Cost	GHG Rating	Notes
	Comb	City/Hwy			
XF AWD					
A-S8, 2.0L, 4cyl	34	30/40	\$2,300	7	D T SS
A-S8, 3.0L, 6cyl	23	20/28	\$3,350	5	P S SS
KIA					
Forte					
A-S6, 2.0L, 4cyl	32	29/38	\$1,950	7	
A-S6, 2.0L, 4cyl	28	25/33	\$2,200	6	
M-6, 2.0L, 4cyl	28	25/34	\$2,200	6	
Optima Hybrid					
AM-6, 2.0L, 4cyl	42	39/46	\$1,500	9	HEV SS
Optima Plug-in Hybrid					
AM-6, 2.0L, 4cyl		See page 38			PHEV SS
LEXUS					
ES 300h					
AV-S6, 2.5L, 4cyl	40	40/39	\$1,550	9	HEV SS
ES 350					
A-S6, 3.5L, 6cyl	24	21/30	\$2,600	5	
GS 200t					
A-S8, 2.0L, 4cyl	26	22/32	\$2,950	6	P T
GS 200t F Sport					
A-S8, 2.0L, 4cyl	24	21/30	\$3,200	5	P T
GS 350					
A-S8, 3.5L, 6cyl	23	20/28	\$3,350	5	P
GS 350 AWD					
A-S6, 3.5L, 6cyl	22	19/26	\$3,500	5	P
GS 350 F Sport					
A-S8, 3.5L, 6cyl	22	19/27	\$3,500	5	P
GS 450h					
AV-S8, 3.5L, 6cyl	31	29/34	\$2,500	7	P HEV SS
LS 460					
A-S8, 4.6L, 8cyl	19	16/24	\$4,050	4	P
LS 460 AWD					
A-S8, 4.6L, 8cyl	18	16/23	\$4,300	3	P
LS 460 L					
A-S8, 4.6L, 8cyl	19	16/24	\$4,050	4	P
LS 460 L AWD					
A-S8, 4.6L, 8cyl	18	16/23	\$4,300	3	P
LINCOLN					
MKZ AWD					
A-S6, 2.0L, 4cyl	23	20/28	\$2,700	5	T
A-S6, 3.0L, 6cyl	20	17/26	\$3,100	4	T
MKZ FWD					
A-S6, 2.0L, 4cyl	24	21/31	\$2,600	5	T
A-S6, 3.0L, 6cyl	21	18/27	\$2,950	4	T
MKZ Hybrid FWD					
AV, 2.0L, 4cyl	40	41/38	\$1,550	9	HEV SS

Manufacturer Model Configuration (trans, eng size, cyl)	MPG		Annual Fuel Cost	GHG Rating	Notes
	Comb	City/Hwy			
MASERATI					
Ghibli S RWD					
A-8, 3.0L, 6cyl	19	16/24	\$4,050	4	P T
Ghibli V6					
A-8, 3.0L, 6cyl	19	17/24	\$4,050	4	P T
Ghibli V6 SQ4 AWD					
A-8, 3.0L, 6cyl	19	16/24	\$4,050	4	P T
MAZDA					
3 5-Door					
A-S6, 2.0L, 4cyl	31	28/37	\$2,000	7	
M-6, 2.0L, 4cyl	31	27/37	\$2,000	7	
A-S6, 2.5L, 4cyl	30	27/36	\$2,100	7	i-ELOOP
A-S6, 2.5L, 4cyl	30	26/35	\$2,100	7	
M-6, 2.5L, 4cyl	28	25/33	\$2,200	6	
6					
A-S6, 2.5L, 4cyl	30	27/35	\$2,100	7	i-ELOOP
A-S6, 2.5L, 4cyl	29	26/35	\$2,150	7	
M-6, 2.5L, 4cyl	28	24/34	\$2,200	6	
MERCEDES-BENZ					
AMG E43 4matic					
A-9, 3.0L, 6cyl	21	18/25	\$3,650	4	P T SS
B250e					
A-1	84	85/82	\$900	10	EV
E300					
A-9, 2.0L, 4cyl	25	22/30	\$3,100	5	P T SS
E300 4matic					
A-9, 2.0L, 4cyl	24	22/29	\$3,200	5	P T SS
MINI					
Cooper Clubman					
A-S6, 1.5L, 3cyl	28	25/33	\$2,750	6	P T
M-6, 1.5L, 3cyl	28	25/34	\$2,750	6	P T SS
Cooper Clubman All4					
A-S8, 1.5L, 3cyl	25	22/29	\$3,100	5	P T
M-6, 1.5L, 3cyl	26	22/32	\$2,950	6	P T
Cooper Countryman					
A-S6, 1.5L, 3cyl	28	25/33	\$2,750	6	P T
M-6, 1.5L, 3cyl	28	24/33	\$2,750	6	P T SS
Cooper Countryman All4					
A-S8, 1.5L, 3cyl	25	23/30	\$3,100	5	P T
M-6, 1.5L, 3cyl	26	22/32	\$2,950	6	P T
Cooper S Clubman					
A-S8, 2.0L, 4cyl	27	23/33	\$2,850	6	P T SS
M-6, 2.0L, 4cyl	25	22/31	\$3,100	5	P T SS
Cooper S Clubman All4					
A-S8, 2.0L, 4cyl	26	22/31	\$2,950	6	P T SS
M-6, 2.0L, 4cyl	24	21/30	\$3,200	5	P T SS
Cooper S Countryman					
A-S8, 2.0L, 4cyl	27	23/32	\$2,850	6	P T SS

Manufacturer Model Configuration (trans, eng size, cyl)	MPG		Annual Fuel Cost	GHG Rating	Notes
	Comb	City/Hwy			
Cooper S Countryman All4					
A-S8, 2.0L, 4cyl	26	22/31	\$2,950	6	P T SS
M-6, 2.0L, 4cyl	24	21/31	\$3,200	5	P T SS
John Cooper Works Clubman All4					
A-S8, 2.0L, 4cyl	26	23/31	\$2,950	6	P T
M-6, 2.0L, 4cyl	24	21/31	\$3,200	5	P T
NISSAN					
Altima					
AV, 2.5L, 4cyl	31	27/39	\$2,000	7	
AV-S7, 3.5L, 6cyl	26	22/32	\$2,400	6	
Altima SR					
AV-S7, 2.5L, 4cyl	30	26/37	\$2,100	7	
Leaf					
A-1	112	124/101	\$650	10	EV
Maxima					
AV-S7, 3.5L, 6cyl	25	21/30	\$3,100	5	P
Sentra					
AV-S7, 1.6L, 4cyl	29	27/33	\$2,650	7	P T
M-6, 1.6L, 4cyl	28	26/32	\$2,750	6	P T
AV, 1.8L, 4cyl	32	29/37	\$1,950	7	
M-6, 1.8L, 4cyl	30	27/35	\$2,100	7	
Sentra Nismo					
AV-S7, 1.6L, 4cyl	27	25/30	\$2,850	6	P T
M-6, 1.6L, 4cyl	27	25/31	\$2,850	6	P T
ROLLS-ROYCE					
Wraith					
A-S8, 6.6L, 12cyl	15	12/19	\$5,150	2	P T Tax
SUBARU					
Impreza 4-Door					
AV-S7, 2.0L, 4cyl	32	28/38	\$1,950	7	
M-5, 2.0L, 4cyl	27	24/32	\$2,300	6	
Impreza Sport 4-Door					
AV-S7, 2.0L, 4cyl	30	27/36	\$2,100	7	
M-5, 2.0L, 4cyl	26	23/31	\$2,400	6	
Legacy AWD					
AV-S6, 2.5L, 4cyl	29	25/34	\$2,150	7	
AV-S6, 3.6L, 6cyl	23	20/28	\$2,700	5	
TESLA					
Model 3 Long Range					
A-1	126	131/120	\$600	10	EV
TOYOTA					
Avalon					
A-S6, 3.5L, 6cyl	24	21/30	\$2,600	5	
Avalon Hybrid					
AV-S6, 2.5L, 4cyl	40	40/39	\$1,550	9	HEV SS
Camry					
A-S6, 2.5L, 4cyl	27	24/33	\$2,300	6	
A-S6, 3.5L, 6cyl	24	21/30	\$2,600	5	

Manufacturer Model Configuration (trans, eng size, cyl)	MPG		Annual Fuel Cost	GHG Rating	Notes
	Comb	City/Hwy			
Camry Hybrid LE					
AV, 2.5L, 4cyl	40	42/38	\$1,550	9	HEV SS
Camry Hybrid XLE/SE					
AV, 2.5L, 4cyl	38	40/37	\$1,650	9	HEV SS
Corolla					
AV, 1.8L, 4cyl	32	28/36	\$1,950	7	
AV-S7, 1.8L, 4cyl	31	28/35	\$2,000	7	
M-6, 1.8L, 4cyl	30	27/35	\$2,100	7	
Corolla iM					
AV-S7, 1.8L, 4cyl	31	28/36	\$2,000	7	
M-6, 1.8L, 4cyl	30	27/35	\$2,100	7	
Corolla LE Eco					
AV, 1.8L, 4cyl	34	30/40	\$1,850	8	
AV, 1.8L, 4cyl	33	29/38	\$1,900	8	2 mode
Prius					
AV, 1.8L, 4cyl	52	54/50	\$1,200	10	HEV SS
Prius Eco					
▶ AV, 1.8L, 4cyl	56	58/53	\$1,100	10	HEV SS
Prius Prime					
AV, 1.8L, 4cyl		See page 38			PHEV SS
VOLKSWAGEN					
Passat					
A-S6, 1.8L, 4cyl	27	23/34	\$2,300	6	T
AM-S6, 3.6L, 6cyl	23	20/28	\$2,700	5	
VOLVO					
S90 AWD					
A-S8, 2.0L, 4cyl	25	22/31	\$3,100	5	P T S SS
S90 FWD					
A-S8, 2.0L, 4cyl	27	23/34	\$2,850	6	P T SS
LARGE CARS					
AUDI					
A8 L					
A-S8, 3.0L, 6cyl	22	19/29	\$3,500	5	P S SS
A-S8, 4.0L, 8cyl	22	18/29	\$3,500	5	P T SS
BMW					
330i xDrive Gran Turismo					
A-S8, 2.0L, 4cyl	26	23/33	\$2,950	6	P T SS
340i xDrive Gran Turismo					
A-S8, 3.0L, 6cyl	24	20/30	\$3,200	5	P T SS
535i Gran Turismo					
A-S8, 3.0L, 6cyl	22	19/27	\$3,500	5	P T SS
535i xDrive Gran Turismo					
A-S8, 3.0L, 6cyl	21	18/26	\$3,650	4	P T SS
550i xDrive Gran Turismo					
A-S8, 4.4L, 8cyl	18	15/24	\$4,300	3	P T SS
740e xDrive					
A-S8, 2.0L, 4cyl		See page 38			T PHEV SS

Manufacturer Model Configuration (trans, eng size, cyl)	MPG		Annual Fuel Cost	GHG Rating	Notes
	Comb	City/Hwy			
740i					
A-S8, 3.0L, 6cyl	24	21/29	\$3,200	5	P T SS
740i xDrive					
A-S8, 3.0L, 6cyl	22	19/28	\$3,500	5	P T SS
750i					
A-S8, 4.4L, 8cyl	20	17/26	\$3,850	4	P T SS
750i xDrive					
A-S8, 4.4L, 8cyl	19	16/25	\$4,050	4	P T SS
Alpina B7 xDrive					
A-S8, 4.4L, 8cyl	18	16/24	\$4,300	3	P T SS
M760i xDrive					
A-S8, 6.6L, 12cyl	16	13/20	\$4,800	2	P T Tax SS
X1 sDrive28i					
A-S8, 2.0L, 4cyl	26	23/32	\$2,950	6	P T SS
X1 xDrive28i					
A-S8, 2.0L, 4cyl	25	22/31	\$3,100	5	P T SS
CADILLAC					
CT6					
A-S8, 2.0L, 4cyl	25	22/30	\$3,100	5	P T
CT6 AWD					
A-S8, 3.0L, 6cyl	21	18/26	\$3,650	4	P T
A-S8, 3.6L, 6cyl	21	18/27	\$2,950	4	SS
XTS					
A-S6, 3.6L, 6cyl	22	18/28	\$2,850	5	
XTS AWD					
A-S6, 3.6L, 6cyl	20	17/26	\$3,100	4	
A-S6, 3.6L, 6cyl	18	16/23	\$3,450	3	T
CHEVROLET					
Impala					
A-S6, 2.5L, 4cyl	25	22/30	\$2,500	5	SS
A-S6, 3.6L, 6cyl	22	18/28	\$2,850	5	
A-S6, 3.6L, 6cyl	22	19/28	\$2,850	5	Gas
A-S6, 3.6L, 6cyl	16	14/20	\$2,450	5	E85
SS					
A-S6, 6.2L, 8cyl	16	14/22	\$4,800	2	P Tax
M-6, 6.2L, 8cyl	17	14/22	\$4,550	3	P Tax
CHRYSLER					
300					
A-8, 3.6L, 6cyl	23	19/30	\$2,700	5	
A-8, 3.6L, 6cyl	23	19/30	\$2,700	5	Gas
A-8, 3.6L, 6cyl	17	14/22	\$2,300	5	E85
A-8, 5.7L, 8cyl	19	16/25	\$3,750	4	Mid
300 AWD					
A-8, 3.6L, 6cyl	21	18/27	\$2,950	4	
A-8, 3.6L, 6cyl	21	18/27	\$2,950	4	Gas
A-8, 3.6L, 6cyl	16	14/20	\$2,450	5	E85

Manufacturer Model Configuration (trans, eng size, cyl)	MPG		Annual Fuel Cost	GHG Rating	Notes
	Comb	City/Hwy			
DODGE					
Charger					
A-8, 3.6L, 6cyl	23	19/30	\$2,700	5	
A-8, 3.6L, 6cyl	23	19/30	\$2,700	5	Gas
A-8, 3.6L, 6cyl	17	14/22	\$2,300	5	E85
A-8, 5.7L, 8cyl	19	16/25	\$3,750	4	Mid
A-8, 6.4L, 8cyl	18	15/25	\$4,300	3	P
Charger AWD					
A-8, 3.6L, 6cyl	21	18/27	\$2,950	4	
A-8, 3.6L, 6cyl	21	18/27	\$2,950	4	Gas
A-8, 3.6L, 6cyl	16	14/20	\$2,450	5	E85
Charger SRT					
A-8, 6.2L, 8cyl	16	13/22	\$4,800	2	P S Tax
A-8, 6.4L, 8cyl	18	15/25	\$4,300	3	P
FORD					
C-MAX Hybrid FWD					
AV, 2.0L, 4cyl	40	42/38	\$1,550	9	HEV SS
Taurus AWD					
A-S6, 3.5L, 6cyl	19	17/24	\$3,300	4	
A-S6, 3.5L, 6cyl	19	16/24	\$3,300	4	T
Taurus AWD FFV					
A-S6, 3.5L, 6cyl	19	17/24	\$3,300	4	Gas
A-S6, 3.5L, 6cyl	14	13/18	\$2,800	4	E85
Taurus FWD					
A-S6, 2.0L, 4cyl	23	20/29	\$2,700	5	T
A-S6, 3.5L, 6cyl	21	18/27	\$2,950	4	
Taurus FWD FFV					
A-S6, 3.5L, 6cyl	21	18/27	\$2,950	4	Gas
A-S6, 3.5L, 6cyl	16	13/20	\$2,450	5	E85
GENESIS					
G80 AWD					
A-S8, 3.8L, 6cyl	19	16/25	\$3,300	4	
G80 RWD					
A-S8, 3.8L, 6cyl	22	18/28	\$2,850	5	
A-S8, 5.0L, 8cyl	18	15/23	\$4,300	3	P
G90 AWD					
A-S8, 3.3L, 6cyl	20	17/24	\$3,850	4	P T
A-S8, 5.0L, 8cyl	18	15/23	\$4,300	3	P
G90 RWD					
A-S8, 3.3L, 6cyl	20	17/24	\$3,850	4	P T
A-S8, 5.0L, 8cyl	19	16/24	\$4,050	4	P
HONDA					
Civic 5Dr					
AV, 1.5L, 4cyl	34	31/40	\$1,850	8	T
M-6, 1.5L, 4cyl	33	30/39	\$1,900	8	T
Civic 5Dr - Type R					
M-6, 2.0L, 4cyl	25	22/28	\$3,100	5	P T

Manufacturer Model Configuration (trans, eng size, cyl)	MPG		Annual Fuel Cost	GHG Rating	Notes
	Comb	City/Hwy			
Civic 5Dr Sport					
AV-S7, 1.5L, 4cyl	32	30/36	\$2,400	7	P T
M-6, 1.5L, 4cyl	33	30/39	\$2,350	8	P T
HYUNDAI					
Azera					
A-S6, 3.3L, 6cyl	23	20/28	\$2,700	5	
Azera Limited					
A-S6, 3.3L, 6cyl	22	19/28	\$2,850	5	
Ioniq					
AM-6, 1.6L, 4cyl	55	55/54	\$1,150	10	HEV SS
Ioniq Blue					
▶ AM-6, 1.6L, 4cyl	58	57/59	\$1,050	10	HEV SS
Sonata					
AM-7, 1.6L, 4cyl	31	28/36	\$2,000	7	T
A-S6, 2.0L, 4cyl	26	22/31	\$2,400	6	T
A-S6, 2.4L, 4cyl	29	25/36	\$2,150	7	
Sonata Limited					
A-S6, 2.0L, 4cyl	24	21/30	\$2,600	5	T
Sonata Sport Limited					
A-S6, 2.4L, 4cyl	28	25/35	\$2,200	6	
JAGUAR					
XJ					
A-S8, 3.0L, 6cyl	21	18/27	\$3,650	4	P S SS
A-S8, 5.0L, 8cyl	18	15/23	\$4,300	3	P S SS
XJ AWD					
A-S8, 3.0L, 6cyl	20	17/26	\$3,850	4	P S SS
XJL					
A-S8, 3.0L, 6cyl	21	18/27	\$3,650	4	P S SS
A-S8, 5.0L, 8cyl	18	15/23	\$4,300	3	P S SS
XJL AWD					
A-S8, 3.0L, 6cyl	20	17/25	\$3,850	4	P S SS
KIA					
Cadenza					
A-S8, 3.3L, 6cyl	23	20/28	\$2,700	5	
Forte 5					
AM-7, 1.6L, 4cyl	27	25/30	\$2,300	6	T
M-6, 1.6L, 4cyl	25	23/29	\$2,500	5	T
A-S6, 2.0L, 4cyl	28	25/34	\$2,200	6	
K900					
A-S8, 3.8L, 6cyl	20	17/25	\$3,100	4	
A-S8, 5.0L, 8cyl	18	15/23	\$4,300	3	P
Optima					
AM-7, 1.6L, 4cyl	31	28/37	\$2,000	7	T
A-S6, 2.0L, 4cyl	25	22/31	\$2,500	5	T
A-S6, 2.4L, 4cyl	28	24/34	\$2,200	6	
Optima FE					
A-S6, 2.4L, 4cyl	29	25/36	\$2,150	7	

Manufacturer Model Configuration (trans, eng size, cyl)	MPG		Annual Fuel Cost	GHG Rating	Notes
	Comb	City/Hwy			
LINCOLN					
Continental AWD					
A-S6, 2.7L, 6cyl	20	17/25	\$3,100	4	T
A-S6, 3.0L, 6cyl	19	16/24	\$3,300	4	T
A-S6, 3.7L, 6cyl	19	16/24	\$3,300	4	
Continental FWD					
A-S6, 2.7L, 6cyl	21	18/27	\$2,950	4	T
A-S6, 3.7L, 6cyl	20	17/26	\$3,100	4	
MASERATI					
Quattroporte GTS					
A-8, 3.8L, 8cyl	17	15/22	\$4,550	3	P T Tax
Quattroporte S					
A-8, 3.0L, 6cyl	18	16/23	\$4,300	3	P T
Quattroporte SQ4 V6					
A-8, 3.0L, 6cyl	18	16/23	\$4,300	3	P T
MERCEDES-BENZ					
AMG S63 4matic					
A-7, 5.5L, 8cyl	18	15/23	\$4,300	3	P T SS
AMG S65					
A-7, 6.0L, 12cyl	16	13/22	\$4,800	2	P T Tax SS
Maybach S550 4matic					
A-9, 4.7L, 8cyl	19	16/24	\$4,050	4	P T SS
Maybach S600					
A-7, 6.0L, 12cyl	16	13/21	\$4,800	2	P T Tax SS
S550					
A-9, 4.7L, 8cyl	21	18/26	\$3,650	4	P T SS
S550 4matic					
A-9, 4.7L, 8cyl	20	16/25	\$3,850	4	P T SS
S550e					
A-7, 3.0L, 6cyl		See page 38			T PHEV SS
S600					
A-7, 6.0L, 12cyl	16	13/22	\$4,800	2	P T Tax SS
PORSCHE					
Panamera					
AM-S8, 3.0L, 6cyl	24	21/28	\$3,200	5	P T SS
Panamera 4					
AM-S8, 3.0L, 6cyl	23	21/27	\$3,350	5	P T SS
Panamera 4 Executive					
AM-S8, 3.0L, 6cyl	23	21/27	\$3,350	5	P T SS
Panamera 4S					
AM-S8, 2.9L, 6cyl	23	21/28	\$3,350	5	P T SS
Panamera 4S Executive					
AM-S8, 2.9L, 6cyl	23	21/28	\$3,350	5	P T SS
Panamera Turbo					
AM-S8, 4.0L, 8cyl	21	18/25	\$3,650	4	P T SS
Panamera Turbo Executive					
AM-S8, 4.0L, 8cyl	21	18/25	\$3,650	4	P T SS

Manufacturer Model Configuration (trans, eng size, cyl)	MPG		Annual Fuel Cost	GHG Rating	Notes
	Comb	City/Hwy			

ROLLS-ROYCE

Ghost

A-S8, 6.6L, 12cyl	14	12/19	\$5,500	1	P T Tax
-------------------	----	-------	---------	---	---------

Ghost EWB

A-S8, 6.6L, 12cyl	14	12/19	\$5,500	1	P T Tax
-------------------	----	-------	---------	---	---------

Phantom

A-S8, 6.7L, 12cyl	14	11/19	\$5,500	1	P Tax
-------------------	----	-------	---------	---	-------

Phantom EWB

A-S8, 6.7L, 12cyl	14	11/19	\$5,500	1	P Tax
-------------------	----	-------	---------	---	-------

TESLA

Model S (60 kW-hr battery pack)

A-1	99	98/101	\$750	10	EV
-----	----	--------	-------	----	----

Model S (75 kW-hr battery pack)

A-1	98	97/100	\$750	10	EV
-----	----	--------	-------	----	----

Model S AWD - 100D

A-1	102	101/102	\$750	10	EV
-----	-----	---------	-------	----	----

Model S AWD - 60D

▶ A-1	104	101/107	\$700	10	EV
-------	------------	----------------	--------------	-----------	-----------

Model S AWD - 75D

A-1	103	102/105	\$750	10	EV
-----	-----	---------	-------	----	----

Model S AWD - 90D

▶ A-1	104	102/107	\$700	10	EV
-------	------------	----------------	--------------	-----------	-----------

Model S AWD - P100D

A-1	98	92/105	\$800	10	EV
-----	----	--------	-------	----	----

Model S AWD - P90D

A-1	95	92/100	\$800	10	EV
-----	----	--------	-------	----	----

SMALL STATION WAGONS

AUDI

A4 allroad quattro

AM-S7, 2.0L, 4cyl	25	23/28	\$3,100	5	P T
-------------------	----	-------	---------	---	-----

BMW

328d xDrive Sports Wagon

A-S8, 2.0L, 4cyl	34	30/40	\$2,300	7	D T
------------------	----	-------	---------	---	-----

330i xDrive Sports Wagon

A-S8, 2.0L, 4cyl	26	23/33	\$2,950	6	P T SS
------------------	----	-------	---------	---	--------

CHEVROLET

Bolt EV

▶ A-1	119	128/110	\$650	10	EV
-------	------------	----------------	--------------	-----------	-----------

Sonic 5

A-S6, 1.4L, 4cyl	30	27/36	\$2,100	7	T
------------------	----	-------	---------	---	---

M-6, 1.4L, 4cyl	32	28/38	\$1,950	7	T
-----------------	----	-------	---------	---	---

A-S6, 1.8L, 4cyl	28	24/34	\$2,200	6	
------------------	----	-------	---------	---	--

M-5, 1.8L, 4cyl	28	25/33	\$2,200	6	
-----------------	----	-------	---------	---	--

FIAT

500 L

A-6, 1.4L, 4cyl	25	22/30	\$3,100	5	P T
-----------------	----	-------	---------	---	-----

Manufacturer Model Configuration (trans, eng size, cyl)	MPG		Annual Fuel Cost	GHG Rating	Notes
	Comb	City/Hwy			

HONDA

Fit

AV, 1.5L, 4cyl	36	33/40	\$1,750	8	
----------------	----	-------	---------	---	--

AV-S7, 1.5L, 4cyl	34	32/37	\$1,850	8	
-------------------	----	-------	---------	---	--

M-6, 1.5L, 4cyl	32	29/36	\$1,950	7	
-----------------	----	-------	---------	---	--

HR-V AWD

AV, 1.8L, 4cyl	29	27/31	\$2,150	7	
----------------	----	-------	---------	---	--

AV-S7, 1.8L, 4cyl	29	27/31	\$2,150	7	
-------------------	----	-------	---------	---	--

HR-V FWD

AV, 1.8L, 4cyl	31	28/34	\$2,000	7	
----------------	----	-------	---------	---	--

AV-S7, 1.8L, 4cyl	31	28/34	\$2,000	7	
-------------------	----	-------	---------	---	--

M-6, 1.8L, 4cyl	28	25/33	\$2,200	6	
-----------------	----	-------	---------	---	--

INFINITI

QX50

A-S7, 3.7L, 6cyl	20	17/24	\$3,850	4	P
------------------	----	-------	---------	---	---

QX50 AWD

A-S7, 3.7L, 6cyl	20	17/24	\$3,850	4	P
------------------	----	-------	---------	---	---

KIA

Niro

AM-6, 1.6L, 4cyl	49	51/46	\$1,250	10	HEV SS
------------------	----	-------	---------	----	--------

Niro FE

▶ AM-6, 1.6L, 4cyl	50	52/49	\$1,250	10	HEV SS
--------------------	-----------	--------------	----------------	-----------	---------------

Niro Touring

AM-6, 1.6L, 4cyl	43	46/40	\$1,450	9	HEV SS
------------------	----	-------	---------	---	--------

Soul

A-S6, 1.6L, 4cyl	27	25/30	\$2,300	6	
------------------	----	-------	---------	---	--

AM-7, 1.6L, 4cyl	28	26/31	\$2,200	6	T
------------------	----	-------	---------	---	---

M-6, 1.6L, 4cyl	27	24/30	\$2,300	6	
-----------------	----	-------	---------	---	--

A-S6, 2.0L, 4cyl	27	25/30	\$2,300	6	
------------------	----	-------	---------	---	--

Soul Electric

A-1	105	120/92	\$700	10	EV
-----	-----	--------	-------	----	----

NISSAN

Juke

AV-S7, 1.6L, 4cyl	29	28/32	\$2,650	7	P T
-------------------	----	-------	---------	---	-----

M-6, 1.6L, 4cyl	29	27/33	\$2,650	7	P T
-----------------	----	-------	---------	---	-----

Juke AWD

AV-S7, 1.6L, 4cyl	28	26/30	\$2,750	6	P T
-------------------	----	-------	---------	---	-----

Juke Nismo RS

M-6, 1.6L, 4cyl	28	26/31	\$2,750	6	P T
-----------------	----	-------	---------	---	-----

Juke Nismo RS AWD

AV-S8, 1.6L, 4cyl	26	25/29	\$2,950	6	P T
-------------------	----	-------	---------	---	-----

Rogue Sport AWD

AV-S7, 2.0L, 4cyl	27	26/30	\$2,300	6	
-------------------	----	-------	---------	---	--

Rogue Sport FWD

AV-S7, 2.0L, 4cyl	28	26/31	\$2,200	6	
-------------------	----	-------	---------	---	--

Manufacturer Model Configuration (trans, eng size, cyl)	MPG		Annual Fuel Cost	GHG Rating	Notes
	Comb	City/Hwy			

SUBARU

Impreza 5-Door

AV-S7, 2.0L, 4cyl	31	28/37	\$2,000	7	
M-5, 2.0L, 4cyl	26	24/31	\$2,400	6	

Impreza Sport 5-Door

AV-S7, 2.0L, 4cyl	30	27/35	\$2,100	7	
M-5, 2.0L, 4cyl	25	22/30	\$2,500	5	

VOLKSWAGEN

Golf Alltrack

AM-S6, 1.8L, 4cyl	25	22/30	\$2,500	5	T
M-6, 1.8L, 4cyl	26	22/32	\$2,400	6	T

Golf SportWagen

A-S6, 1.8L, 4cyl	29	25/34	\$2,150	7	T
M-5, 1.8L, 4cyl	28	25/35	\$2,200	6	T

Golf SportWagen 4motion

AM-S6, 1.8L, 4cyl	25	22/30	\$2,500	5	T
M-6, 1.8L, 4cyl	26	22/32	\$2,400	6	T

VOLVO

V60 AWD

A-S8, 2.0L, 4cyl	26	22/32	\$2,950	6	P T S SS
A-S8, 2.0L, 4cyl	26	23/31	\$2,400	6	T SS

V60 CC AWD

A-S8, 2.0L, 4cyl	25	22/30	\$2,500	5	T SS
------------------	----	-------	---------	---	------

V60 FWD

A-S8, 2.0L, 4cyl	29	25/36	\$2,150	7	T SS
------------------	----	-------	---------	---	------

V60 Polestar AWD

A-S8, 2.0L, 4cyl	23	20/27	\$3,350	5	P T S SS
------------------	----	-------	---------	---	----------

MIDSIZE STATION WAGONS

MERCEDES-BENZ

AMG GLA45 4matic

AM-7, 2.0L, 4cyl	25	22/28	\$3,100	5	P T SS
------------------	----	-------	---------	---	--------

E400 4matic (station wagon)

A-9, 3.0L, 6cyl	21	19/25	\$3,650	4	P T SS
-----------------	----	-------	---------	---	--------

NISSAN

Murano AWD

AV-S7, 3.5L, 6cyl	24	21/28	\$2,600	5	
-------------------	----	-------	---------	---	--

Murano FWD

AV-S7, 3.5L, 6cyl	24	21/28	\$2,600	5	
-------------------	----	-------	---------	---	--

TOYOTA

Prius v

▶ AV, 1.8L, 4cyl	41	43/39	\$1,500	9	HEV SS
------------------	----	-------	---------	---	--------

VOLVO

V90 CC AWD

A-S8, 2.0L, 4cyl	25	22/30	\$3,100	5	P SS
------------------	----	-------	---------	---	------

Manufacturer Model Configuration (trans, eng size, cyl)	MPG		Annual Fuel Cost	GHG Rating	Notes
	Comb	City/Hwy			

SMALL PICKUP TRUCKS 2WD

CHEVROLET

Colorado 2WD

A-6, 2.5L, 4cyl	22	20/26	\$2,850	5	
M-6, 2.5L, 4cyl	22	19/26	\$2,850	5	
▶ A-6, 2.8L, 4cyl	25	22/30	\$3,150	5	D T
A-8, 3.6L, 6cyl	20	18/25	\$3,100	4	

GMC

Canyon 2WD

A-6, 2.5L, 4cyl	22	20/26	\$2,850	5	
M-6, 2.5L, 4cyl	22	19/26	\$2,850	5	
▶ A-6, 2.8L, 4cyl	25	22/30	\$3,150	5	D T
A-8, 3.6L, 6cyl	20	18/25	\$3,100	4	

HONDA

Ridgeline FWD

A-6, 3.5L, 6cyl	22	19/26	\$2,850	5	
-----------------	----	-------	---------	---	--

NISSAN

Frontier 2WD

A-5, 2.5L, 4cyl	19	17/22	\$3,300	4	
M-5, 2.5L, 4cyl	21	19/23	\$2,950	4	
A-5, 4.0L, 6cyl	19	16/23	\$3,300	4	
M-6, 4.0L, 6cyl	19	16/22	\$3,300	4	

Frontier 2WD FFV

A-5, 4.0L, 6cyl	18	16/22	\$3,450	3	Gas
	13	11/16	\$3,050	4	E85

TOYOTA

Tacoma 2WD

A-S6, 2.7L, 4cyl	21	19/23	\$2,950	4	
A-S6, 3.5L, 6cyl	21	19/24	\$2,950	4	

SMALL PICKUP TRUCKS 4WD

CHEVROLET

Colorado 4WD

A-6, 2.5L, 4cyl	21	19/24	\$2,950	4	
A-6, 2.8L, 4cyl	23	20/28	\$3,400	4	D T
A-8, 3.6L, 6cyl	19	17/24	\$3,300	4	

Colorado ZR2 4WD

A-6, 2.8L, 4cyl	20	19/22	\$3,900	3	D T
A-8, 3.6L, 6cyl	17	16/18	\$3,650	3	

GMC

Canyon 4WD

A-6, 2.5L, 4cyl	21	19/24	\$2,950	4	
A-6, 2.8L, 4cyl	23	20/28	\$3,400	4	D T
A-8, 3.6L, 6cyl	19	17/24	\$3,300	4	

Manufacturer Model Configuration (trans, eng size, cyl)	MPG		Annual Fuel Cost	GHG Rating	Notes
	Comb	City/Hwy			

NISSAN

Frontier 4WD

A-5, 4.0L, 6cyl	17	15/21	\$3,650	3	PT4WD
M-6, 4.0L, 6cyl	18	16/21	\$3,450	3	PT4WD

Frontier 4WD FFV

A-5, 4.0L, 6cyl	17	15/21	\$3,650	3	Gas
	12	11/15	\$3,300	3	E85

TOYOTA

Tacoma 4WD

A-S6, 2.7L, 4cyl	20	19/22	\$3,100	4	PT4WD
M-5, 2.7L, 4cyl	20	19/21	\$3,100	4	PT4WD
A-S6, 3.5L, 6cyl	20	18/23	\$3,100	4	PT4WD
M-6, 3.5L, 6cyl	18	17/21	\$3,450	3	PT4WD

Tacoma 4WD Double Cab Off-Road

M-6, 3.5L, 6cyl	18	17/20	\$3,450	3	PT4WD
-----------------	----	-------	---------	---	-------

STANDARD PICKUP TRUCKS 2WD

CHEVROLET

Silverado 15 Hybrid 2WD

A-8, 5.3L, 8cyl	20	18/24	\$3,100	4	HEV SS
-----------------	----	-------	---------	---	--------

Silverado C15 2WD

A-6, 4.3L, 6cyl	20	18/24	\$3,100	4	Gas
	14	12/16	\$2,800	4	E85
A-6, 5.3L, 8cyl	19	16/23	\$3,300	4	
A-6, 5.3L, 8cyl	19	16/23	\$3,300	4	Gas
	14	12/17	\$2,800	4	E85
A-8, 5.3L, 8cyl	18	16/22	\$3,450	3	
A-8, 6.2L, 8cyl	17	15/21	\$3,650	3	

FORD

F150 2.7L 2WD GVWR>6649 LBS

A-S6, 2.7L, 6cyl	21	18/24	\$2,950	4	T SS
------------------	----	-------	---------	---	------

F150 2WD BASE PAYLOAD LT TIRE

A-S6, 2.7L, 6cyl	21	19/24	\$2,950	4	T SS
A-S10, 3.5L, 6cyl	20	18/23	\$3,100	4	T SS

F150 3.5L 2WD GVWR>7599 LBS

A-S10, 3.5L, 6cyl	19	17/22	\$3,300	4	T SS
-------------------	----	-------	---------	---	------

F150 5.0L 2WD FFV GVWR>7599 LBS

A-S6, 5.0L, 8cyl	16	14/20	\$3,900	2	Gas
	13	11/16	\$3,050	4	E85

F150 Pickup 2WD

A-S6, 2.7L, 6cyl	22	19/26	\$2,850	5	T SS
A-S10, 3.5L, 6cyl	21	18/25	\$2,950	4	T SS

F150 Pickup 2WD FFV

A-6, 3.5L, 6cyl	20	18/24	\$3,100	4	Gas
	15	13/18	\$2,650	4	E85
A-S6, 5.0L, 8cyl	18	15/22	\$3,450	3	Gas
	13	11/16	\$3,050	4	E85

Manufacturer Model Configuration (trans, eng size, cyl)	MPG		Annual Fuel Cost	GHG Rating	Notes
	Comb	City/Hwy			

GMC

Sierra 15 Hybrid 2WD

A-8, 5.3L, 8cyl	20	18/24	\$3,100	4	HEV SS
-----------------	----	-------	---------	---	--------

Sierra C15 2WD

A-6, 4.3L, 6cyl	20	18/24	\$3,100	4	Gas
	14	12/16	\$2,800	4	E85
A-6, 5.3L, 8cyl	19	16/23	\$3,300	4	
A-6, 5.3L, 8cyl	19	16/23	\$3,300	4	Gas
	14	12/17	\$2,800	4	E85
A-8, 5.3L, 8cyl	18	16/22	\$3,450	3	
A-8, 6.2L, 8cyl	17	15/21	\$3,650	3	

NISSAN

Titan 2WD

A-S7, 5.6L, 8cyl	18	15/21	\$3,450	3	
------------------	----	-------	---------	---	--

RAM

1500 2WD

A-8, 3.0L, 6cyl	23	20/27	\$3,400	4	D T
A-8, 3.6L, 6cyl	20	17/25	\$3,100	4	Gas
	14	12/17	\$2,800	4	E85
A-8, 5.7L, 8cyl	17	15/22	\$4,200	3	Mid

ROUSH PERFORMANCE

F150 Pickup 2WD

A-S6, 5.0L, 8cyl	13	12/14	\$5,950	1	P S
------------------	----	-------	---------	---	-----

TOYOTA

Tundra 2WD

A-S6, 4.6L, 8cyl	16	15/19	\$3,900	2	
A-S6, 5.7L, 8cyl	15	13/18	\$4,150	2	

Tundra 2WD FFV

A-S6, 5.7L, 8cyl	15	13/18	\$4,150	2	Gas
	11	9/13	\$3,600	2	E85

STANDARD PICKUP TRUCKS 4WD

CHEVROLET

Silverado 15 Hybrid 4WD

A-8, 5.3L, 8cyl	18	16/21	\$3,450	3	HEV SS
-----------------	----	-------	---------	---	--------

Silverado K15 4WD

A-6, 4.3L, 6cyl	19	17/22	\$3,300	4	Gas
	13	12/15	\$3,050	3	E85
A-6, 5.3L, 8cyl	18	16/22	\$3,450	3	
A-6, 5.3L, 8cyl	18	16/22	\$3,450	3	Gas
	13	11/16	\$3,050	3	E85
A-8, 5.3L, 8cyl	17	15/20	\$3,650	3	
A-8, 6.2L, 8cyl	17	15/20	\$3,650	3	

FORD

F150 2.7L 4WD GVWR>6799 LBS

A-S6, 2.7L, 6cyl	19	18/22	\$3,300	4	T PT4WD SS
------------------	----	-------	---------	---	------------

F150 3.5L 4WD GVWR>7599 LBS

A-S10, 3.5L, 6cyl	19	17/21	\$3,300	4	T PT4WD SS
-------------------	----	-------	---------	---	------------

Manufacturer Model Configuration (trans, eng size, cyl)	MPG		Annual Fuel Cost	GHG Rating	Notes
	Comb	City/Hwy			

F150 4WD BASE PAYLOAD LT TIRE

A-S6, 2.7L, 6cyl	19	17/21	\$3,300	4	T PT4WD SS
A-S10, 3.5L, 6cyl	19	17/22	\$3,300	4	T PT4WD SS

F150 4WD FFV BASE PAYLOAD LT TIRE

A-S6, 5.0L, 8cyl	17	15/20	\$3,650	3	Gas
	13	11/16	\$3,050	3	E85

F150 5.0L 4WD FFV GVWR>7599 LBS

A-S6, 5.0L, 8cyl	16	14/19	\$3,900	2	Gas
	13	11/16	\$3,050	3	E85

F150 Pickup 4WD

A-S6, 2.7L, 6cyl	20	18/23	\$3,100	4	T PT4WD SS
A-S10, 3.5L, 6cyl	20	17/23	\$3,100	4	T PT4WD SS

F150 Pickup 4WD FFV

A-6, 3.5L, 6cyl	19	17/23	\$3,300	4	Gas
	14	12/17	\$2,800	4	E85
A-S6, 5.0L, 8cyl	17	15/21	\$3,650	3	Gas
	13	11/16	\$3,050	3	E85

F150 RAPTOR 4WD

A-S10, 3.5L, 6cyl	16	15/18	\$3,900	2	T PT4WD SS
-------------------	----	-------	---------	---	------------

GMC

Sierra 15 Hybrid 4WD

A-8, 5.3L, 8cyl	18	16/21	\$3,450	3	HEV SS
-----------------	----	-------	---------	---	--------

Sierra K15 4WD

A-6, 4.3L, 6cyl	19	17/22	\$3,300	4	Gas
	13	12/15	\$3,050	4	E85
A-6, 5.3L, 8cyl	18	16/22	\$3,450	3	
A-6, 5.3L, 8cyl	18	16/22	\$3,450	3	Gas
	13	11/16	\$3,050	3	E85
A-8, 5.3L, 8cyl	17	15/20	\$3,650	3	
A-8, 6.2L, 8cyl	17	15/20	\$3,650	3	

HONDA

Ridgeline AWD

A-6, 3.5L, 6cyl	21	18/25	\$2,950	4	
-----------------	----	-------	---------	---	--

NISSAN

Titan 4WD

A-S7, 5.6L, 8cyl	18	15/21	\$3,450	3	PT4WD
------------------	----	-------	---------	---	-------

Titan 4WD PRO4X

A-S7, 5.6L, 8cyl	17	15/20	\$3,650	3	PT4WD
------------------	----	-------	---------	---	-------

RAM

1500 4WD

A-8, 3.0L, 6cyl	22	19/27	\$3,550	4	D T
A-8, 3.6L, 6cyl	19	16/23	\$3,300	4	Gas
	13	11/16	\$3,050	3	E85
A-6, 5.7L, 8cyl	15	13/19	\$4,750	2	Mid
A-8, 5.7L, 8cyl	17	15/21	\$4,200	3	Mid

ROUSH PERFORMANCE

F150 Pickup 4WD

A-S6, 5.0L, 8cyl	13	12/14	\$5,950	1	P S
------------------	----	-------	---------	---	-----

Manufacturer Model Configuration (trans, eng size, cyl)	MPG		Annual Fuel Cost	GHG Rating	Notes
	Comb	City/Hwy			

TOYOTA

Tundra 4WD

A-S6, 4.6L, 8cyl	16	14/18	\$3,900	2	PT4WD
A-S6, 5.7L, 8cyl	15	13/17	\$4,150	2	PT4WD

Tundra 4WD FFV

A-S6, 5.7L, 8cyl	15	13/17	\$4,150	2	Gas
	10	9/12	\$3,950	2	E85

VANS, PASSENGER TYPE

CHEVROLET

Express 2500 2WD Passenger

A-6, 6.0L, 8cyl	13	11/16	\$4,800	1	
-----------------	----	-------	---------	---	--

Express 3500 2WD Passenger

A-6, 6.0L, 8cyl	12	11/16	\$5,200	1	
-----------------	----	-------	---------	---	--

FORD

Transit T150 Wagon

▶ A-S6, 3.5L, 6cyl	16	15/19	\$3,900	2	T
--------------------	----	-------	---------	---	---

Transit T150 Wagon FFV

▶ A-S6, 3.7L, 6cyl	16	14/18	\$3,900	2	Gas
	11	10/13	\$3,600	2	E85

GMC

Savana 2500 2WD (Passenger)

A-6, 6.0L, 8cyl	13	11/16	\$4,800	1	
-----------------	----	-------	---------	---	--

Savana 3500 2WD (Passenger)

A-6, 6.0L, 8cyl	12	11/16	\$5,200	1	
-----------------	----	-------	---------	---	--

SPECIAL PURPOSE VEHICLES 2WD

CADILLAC

XTS Hearse

A-S6, 3.6L, 6cyl	17	15/21	\$3,650	3	
------------------	----	-------	---------	---	--

XTS Limo

A-S6, 3.6L, 6cyl	17	15/21	\$3,650	3	Tax
------------------	----	-------	---------	---	-----

CHEVROLET

City Express Cargo Van

AV, 2.0L, 4cyl	25	24/26	\$2,500	5	
----------------	----	-------	---------	---	--

Colorado Cab Chassis 2WD

A-8, 3.6L, 6cyl	15	15/15	\$4,150	2	
-----------------	----	-------	---------	---	--

Silverado C15 Cab Chassis 2WD

A-6, 5.3L, 8cyl	17	15/20	\$3,650	3	
-----------------	----	-------	---------	---	--

FORD

Transit Connect Van 2WD

A-S6, 2.5L, 4cyl	23	20/27	\$2,700	5	
------------------	----	-------	---------	---	--

Transit Connect Van FFV

A-S6, 2.5L, 4cyl	23	20/27	\$2,700	5	Gas
	17	15/20	\$2,300	5	E85

Manufacturer Model Configuration (trans, eng size, cyl)	MPG		Annual Fuel Cost	GHG Rating	Notes
	Comb	City/Hwy			
Transit Connect Wagon FFV					
A-S6, 2.5L, 4cyl	22	19/27	\$2,850	5	Gas
	16	14/19	\$2,450	5	E85
Transit Connect Wagon FWD					
A-S6, 2.5L, 4cyl	22	19/27	\$2,850	5	
Transit Connect Wagon LWB FFV					
A-S6, 2.5L, 4cyl	22	19/27	\$2,850	5	Gas
	16	14/20	\$2,450	5	E85
Transit Connect Wagon LWB FWD					
A-S6, 2.5L, 4cyl	22	19/27	\$2,850	5	

GMC

Canyon Cab Chassis 2WD

A-8, 3.6L, 6cyl	15	15/15	\$4,150	2	
-----------------	----	-------	---------	---	--

Sierra C15 Cab Chassis 2WD

A-6, 5.3L, 8cyl	17	15/20	\$3,650	3	
-----------------	----	-------	---------	---	--

MERCEDES-BENZ

Metris (Cargo Van)

A-7, 2.0L, 4cyl	22	21/24	\$3,500	5	P T SS
-----------------	----	-------	---------	---	--------

Metris (Passenger Van)

A-7, 2.0L, 4cyl	22	20/23	\$3,500	5	P T SS
-----------------	----	-------	---------	---	--------

NISSAN

NV200 Cargo Van

AV, 2.0L, 4cyl	25	24/26	\$2,500	5	
----------------	----	-------	---------	---	--

NV200 NYC Taxi

AV, 2.0L, 4cyl	24	23/26	\$2,600	5	
----------------	----	-------	---------	---	--

RAM

Promaster City

A-9, 2.4L, 4cyl	24	21/28	\$2,600	5	
-----------------	----	-------	---------	---	--

SPECIAL PURPOSE VEHICLES 4WD

CHEVROLET

Silverado K15 Cab Chassis 4WD

A-6, 5.3L, 8cyl	17	15/19	\$3,650	3	
-----------------	----	-------	---------	---	--

GMC

Sierra K15 Cab Chassis 4WD

A-6, 5.3L, 8cyl	17	15/19	\$3,650	3	
-----------------	----	-------	---------	---	--

LINCOLN

MKT Hearse AWD

A-6, 3.5L, 6cyl	16	14/19	\$3,900	2	T
-----------------	----	-------	---------	---	---

MKT Limo AWD

A-6, 3.5L, 6cyl	15	14/19	\$4,150	2	T
-----------------	----	-------	---------	---	---

MKT Livery AWD

A-6, 3.7L, 6cyl	18	16/23	\$3,450	3	
-----------------	----	-------	---------	---	--

Manufacturer Model Configuration (trans, eng size, cyl)	MPG		Annual Fuel Cost	GHG Rating	Notes
	Comb	City/Hwy			
MINIVANS 2WD					

CHRYSLER

Pacifica

▶ A-9, 3.6L, 6cyl	22	19/28	\$2,850	5	SS
-------------------	----	-------	---------	---	----

▶ A-9, 3.6L, 6cyl	22	18/28	\$2,850	5	
-------------------	----	-------	---------	---	--

Pacifica Hybrid

▶ AV, 3.6L, 6cyl	See page 38				PHEV SS
------------------	-------------	--	--	--	---------

DODGE

Grand Caravan

A-6, 3.6L, 6cyl	20	17/25	\$3,100	4	
-----------------	----	-------	---------	---	--

A-6, 3.6L, 6cyl	20	17/25	\$3,100	4	Gas
-----------------	----	-------	---------	---	-----

	14	12/18	\$2,800	4	E85
--	----	-------	---------	---	-----

HONDA

Odyssey

▶ A-6, 3.5L, 6cyl	22	19/27	\$2,850	5	
-------------------	----	-------	---------	---	--

KIA

Sedona

A-S6, 3.3L, 6cyl	20	18/24	\$3,100	4	
------------------	----	-------	---------	---	--

Sedona SX

A-S6, 3.3L, 6cyl	21	18/25	\$2,950	4	
------------------	----	-------	---------	---	--

Sedona SXL

A-S6, 3.3L, 6cyl	19	17/22	\$3,300	4	
------------------	----	-------	---------	---	--

NISSAN

Quest

▶ AV, 3.5L, 6cyl	22	20/27	\$2,850	5	
------------------	----	-------	---------	---	--

TOYOTA

Sienna 2WD

▶ A-S8, 3.5L, 6cyl	22	19/27	\$2,850	5	
--------------------	----	-------	---------	---	--

MINIVANS 4WD

TOYOTA

Sienna AWD

A-S8, 3.5L, 6cyl	20	18/24	\$3,100	4	
------------------	----	-------	---------	---	--

SMALL SPORT UTILITY VEHICLES 2WD

ACURA

MDX FWD

A-S9, 3.5L, 6cyl	23	20/27	\$3,350	5	P SS
------------------	----	-------	---------	---	------

A-S9, 3.5L, 6cyl	22	19/27	\$3,500	5	P
------------------	----	-------	---------	---	---

RDX FWD

A-S6, 3.5L, 6cyl	23	20/28	\$3,350	5	P
------------------	----	-------	---------	---	---

BMW

X3 sDrive28i

A-S8, 2.0L, 4cyl	24	21/28	\$3,200	5	P T SS
------------------	----	-------	---------	---	--------

Manufacturer Model Configuration (trans, eng size, cyl)	MPG		Annual Fuel Cost	GHG Rating	Notes
	Comb	City/Hwy			

BUICK

Encore

A-S6, 1.4L, 4cyl	30	27/33	\$2,100	7	T SS
A-S6, 1.4L, 4cyl	28	25/33	\$2,200	6	T

Envision FWD

A-6, 2.5L, 4cyl	25	22/29	\$2,500	5	SS
-----------------	----	-------	---------	---	----

BYD

e6

▶ A-1	72	73/71	\$1,050	10	EV
-------	----	-------	---------	----	----

CADILLAC

XT5

A-S8, 3.6L, 6cyl	22	19/27	\$2,850	5	SS
------------------	----	-------	---------	---	----

CHEVROLET

Equinox FWD

A-6, 2.4L, 4cyl	25	21/31	\$2,500	5	
A-6, 2.4L, 4cyl	25	21/31	\$2,500	5	Gas
	17	15/21	\$2,300	5	E85
A-6, 3.6L, 6cyl	20	17/24	\$3,100	4	

Trax

A-S6, 1.4L, 4cyl	28	25/33	\$2,200	6	T
------------------	----	-------	---------	---	---

DODGE

Journey

A-4, 2.4L, 4cyl	21	19/25	\$2,950	4	
A-6, 3.6L, 6cyl	19	17/25	\$3,300	4	Gas
	14	12/18	\$2,800	4	E85

FIAT

500 X

M-6, 1.4L, 4cyl	28	25/33	\$2,750	6	P T
A-9, 2.4L, 4cyl	25	22/30	\$2,500	5	

FORD

Edge FWD

A-S6, 2.0L, 4cyl	24	21/29	\$2,600	5	T SS
A-S6, 2.0L, 4cyl	24	20/29	\$2,600	5	T
A-S6, 3.5L, 6cyl	20	17/26	\$3,100	4	

Escape FWD

A-S6, 1.5L, 4cyl	26	23/30	\$2,400	6	T SS
A-S6, 2.0L, 4cyl	25	22/29	\$2,500	5	T SS
A-S6, 2.5L, 4cyl	24	21/29	\$2,600	5	

Escape FWD FFV

A-S6, 2.5L, 4cyl	24	21/29	\$2,600	5	Gas
	18	15/22	\$2,200	5	E85

Manufacturer Model Configuration (trans, eng size, cyl)	MPG		Annual Fuel Cost	GHG Rating	Notes
	Comb	City/Hwy			

GMC

Terrain FWD

A-6, 2.4L, 4cyl	25	21/31	\$2,500	5	
A-6, 2.4L, 4cyl	25	21/31	\$2,500	5	Gas
	17	15/21	\$2,300	5	E85
A-6, 3.6L, 6cyl	20	17/24	\$3,100	4	

HONDA

CR-V FWD

AV, 1.5L, 4cyl	30	28/34	\$2,100	7	T
AV, 2.4L, 4cyl	28	26/32	\$2,200	6	

Pilot FWD

A-6, 3.5L, 6cyl	22	19/27	\$2,850	5	
A-S9, 3.5L, 6cyl	23	20/27	\$2,700	5	SS

HYUNDAI

Santa Fe FWD

A-S6, 3.3L, 6cyl	21	18/25	\$2,950	4	
------------------	----	-------	---------	---	--

Santa Fe Sport FWD

A-S6, 2.0L, 4cyl	23	20/28	\$2,700	5	T
A-S6, 2.4L, 4cyl	24	21/27	\$2,600	5	

Santa Fe Sport Ultimate FWD

A-S6, 2.0L, 4cyl	23	20/27	\$2,700	5	T
------------------	----	-------	---------	---	---

Santa Fe Ultimate FWD

A-S6, 3.3L, 6cyl	20	17/23	\$3,100	4	
------------------	----	-------	---------	---	--

Tucson Eco FWD

AM-7, 1.6L, 4cyl	28	26/32	\$2,200	6	T
------------------	----	-------	---------	---	---

Tucson Fuel Cell

A-1	50	49/51	NA	10	H FCV
-----	----	-------	----	----	-------

Tucson FWD

AM-7, 1.6L, 4cyl	27	25/30	\$2,300	6	T
A-S6, 2.0L, 4cyl	26	23/30	\$2,400	6	

INFINITI

QX60 FWD

AV-S7, 3.5L, 6cyl	22	20/27	\$3,500	5	P
-------------------	----	-------	---------	---	---

QX70 RWD

A-S7, 3.7L, 6cyl	19	17/24	\$4,050	4	P
------------------	----	-------	---------	---	---

JEEP

Cherokee FWD

A-9, 2.4L, 4cyl	25	21/30	\$2,500	5	
A-9, 2.4L, 4cyl	25	21/30	\$2,500	5	Gas
	18	15/22	\$2,200	5	E85
A-9, 3.2L, 6cyl	24	21/29	\$3,000	5	Mid SS

Compass FWD

AV, 2.0L, 4cyl	24	22/26	\$2,600	5	
M-5, 2.0L, 4cyl	25	23/30	\$2,500	5	
A-6, 2.4L, 4cyl	23	21/27	\$2,700	5	
M-5, 2.4L, 4cyl	25	23/28	\$2,500	5	

Manufacturer Model Configuration (trans, eng size, cyl)	MPG		Annual Fuel Cost	GHG Rating	Notes
	Comb	City/Hwy			
New Compass 2WD					
A-6, 2.4L, 4cyl	25	22/31	\$2,500	5	SS
M-6, 2.4L, 4cyl	26	23/32	\$2,400	6	
Patriot FWD					
AV, 2.0L, 4cyl	24	22/26	\$2,600	5	
M-5, 2.0L, 4cyl	25	23/30	\$2,500	5	
A-6, 2.4L, 4cyl	23	21/27	\$2,700	5	
M-5, 2.4L, 4cyl	25	23/28	\$2,500	5	
Renegade 2WD					
M-6, 1.4L, 4cyl	26	24/31	\$2,950	6	P T
A-9, 2.4L, 4cyl	25	22/30	\$2,500	5	Gas
	19	16/23	\$2,100	6	E85

KIA

Sorento FWD

A-S6, 2.0L, 4cyl	23	20/27	\$2,700	5	T
A-S6, 2.4L, 4cyl	24	21/28	\$2,600	5	
A-S6, 3.3L, 6cyl	20	18/25	\$3,100	4	

Sportage FE FWD

A-S6, 2.4L, 4cyl	26	23/30	\$2,400	6	
------------------	----	-------	---------	---	--

Sportage FWD

A-S6, 2.0L, 4cyl	23	21/26	\$2,700	5	T
A-S6, 2.4L, 4cyl	25	22/29	\$2,500	5	

LEXUS

NX 200t

A-S6, 2.0L, 4cyl	25	22/28	\$3,100	5	P T
------------------	----	-------	---------	---	-----

RX 350

A-S8, 3.5L, 6cyl	23	20/27	\$2,700	5	
------------------	----	-------	---------	---	--

LINCOLN

MKC FWD

A-S6, 2.0L, 4cyl	23	21/28	\$2,700	5	T SS
------------------	----	-------	---------	---	------

MKX FWD

A-S6, 2.7L, 6cyl	20	18/25	\$3,100	4	T
A-S6, 3.7L, 6cyl	20	17/25	\$3,100	4	

MAZDA

CX-5 2WD

A-S6, 2.5L, 4cyl	27	24/31	\$2,300	6	
------------------	----	-------	---------	---	--

CX-9 2WD

A-S6, 2.5L, 4cyl	24	22/28	\$2,600	5	T
------------------	----	-------	---------	---	---

MERCEDES-BENZ

GLA250

AM-7, 2.0L, 4cyl	27	24/33	\$2,850	6	P T SS
------------------	----	-------	---------	---	--------

GLC300

A-9, 2.0L, 4cyl	24	22/28	\$3,200	5	P T SS
-----------------	----	-------	---------	---	--------

MITSUBISHI

Outlander 2WD

AV-S6, 2.4L, 4cyl	27	25/30	\$2,300	6	
-------------------	----	-------	---------	---	--

Manufacturer Model Configuration (trans, eng size, cyl)	MPG		Annual Fuel Cost	GHG Rating	Notes
	Comb	City/Hwy			
Outlander Sport 2WD					
AV-S6, 2.0L, 4cyl	27	24/30	\$2,300	6	
M-5, 2.0L, 4cyl	25	23/29	\$2,500	5	
AV-S6, 2.4L, 4cyl	25	23/28	\$2,500	5	

NISSAN

Pathfinder 2WD

AV, 3.5L, 6cyl	23	20/27	\$2,700	5	
----------------	----	-------	---------	---	--

Rogue FWD

AV, 2.5L, 4cyl	29	26/33	\$2,150	7	
----------------	----	-------	---------	---	--

Rogue Hybrid FWD

▶ AV-S7, 2.0L, 4cyl	34	33/35	\$1,850	8	HEV SS
---------------------	----	-------	---------	---	--------

TOYOTA

Highlander

A-S6, 2.7L, 4cyl	22	20/24	\$2,850	5	
A-S8, 3.5L, 6cyl	23	20/27	\$2,700	5	

Highlander LE/XLE/SE/LTD

A-S8, 3.5L, 6cyl	23	21/27	\$2,700	5	SS
------------------	----	-------	---------	---	----

RAV4

A-S6, 2.5L, 4cyl	25	23/29	\$2,500	5	
------------------	----	-------	---------	---	--

RAV4 LE/XLE

A-S6, 2.5L, 4cyl	26	23/30	\$2,400	6	
------------------	----	-------	---------	---	--

VOLKSWAGEN

Tiguan

A-S6, 2.0L, 4cyl	22	20/24	\$3,500	5	P T
------------------	----	-------	---------	---	-----

VOLVO

XC60 FWD

A-S8, 2.0L, 4cyl	26	23/30	\$2,400	6	T SS
------------------	----	-------	---------	---	------

SMALL SPORT UTILITY VEHICLES 4WD

ACURA

MDX AWD

A-S9, 3.5L, 6cyl	22	19/26	\$3,500	5	P SS
A-S9, 3.5L, 6cyl	21	18/26	\$3,650	4	P

MDX Hybrid AWD

AM-S7, 3.0L, 6cyl	27	26/27	\$2,850	6	P HEV SS
-------------------	----	-------	---------	---	----------

RDX AWD

A-S6, 3.5L, 6cyl	22	19/27	\$3,500	5	P
------------------	----	-------	---------	---	---

AUDI

Q5

A-S8, 2.0L, 4cyl	22	20/27	\$3,500	5	Gas
	16	14/19	\$2,450	5	E85
A-S8, 3.0L, 6cyl	21	18/26	\$3,650	4	P S

SQ5

A-S8, 3.0L, 6cyl	19	17/24	\$4,050	4	P S
------------------	----	-------	---------	---	-----

Manufacturer Model Configuration (trans, eng size, cyl)	MPG		Annual Fuel Cost	GHG Rating	Notes
	Comb	City/Hwy			

BMW

X3 xDrive28i

A-S8, 2.0L, 4cyl	24	21/28	\$3,200	5	P T SS
------------------	----	-------	---------	---	--------

X3 xDrive35i

A-S8, 3.0L, 6cyl	21	19/26	\$3,650	4	P T SS
------------------	----	-------	---------	---	--------

X4 M40i

A-S8, 3.0L, 6cyl	21	19/26	\$3,650	4	P T SS
------------------	----	-------	---------	---	--------

X4 xDrive28i

A-S8, 2.0L, 4cyl	23	20/27	\$3,350	5	P T SS
------------------	----	-------	---------	---	--------

BUICK

Encore AWD

A-S6, 1.4L, 4cyl	28	26/31	\$2,200	6	T
------------------	----	-------	---------	---	---

A-S6, 1.4L, 4cyl	27	24/30	\$2,300	6	T
------------------	----	-------	---------	---	---

Envision AWD

A-6, 2.0L, 4cyl	22	20/26	\$3,500	5	P T SS
-----------------	----	-------	---------	---	--------

A-6, 2.5L, 4cyl	24	21/28	\$2,600	5	SS
-----------------	----	-------	---------	---	----

CADILLAC

XT5 AWD

A-S8, 3.6L, 6cyl	21	18/26	\$2,950	4	SS
------------------	----	-------	---------	---	----

CHEVROLET

Equinox AWD

A-6, 2.4L, 4cyl	23	20/28	\$2,700	5	
-----------------	----	-------	---------	---	--

A-6, 2.4L, 4cyl	23	20/28	\$2,700	5	Gas
-----------------	----	-------	---------	---	-----

	17	14/20	\$2,300	5	E85
--	----	-------	---------	---	-----

A-6, 3.6L, 6cyl	18	16/23	\$3,450	3	
-----------------	----	-------	---------	---	--

Trax AWD

A-S6, 1.4L, 4cyl	27	24/30	\$2,300	6	T
------------------	----	-------	---------	---	---

DODGE

Journey AWD

A-6, 3.6L, 6cyl	19	16/24	\$3,300	4	
-----------------	----	-------	---------	---	--

FIAT

500 X AWD

A-9, 2.4L, 4cyl	24	21/29	\$2,600	5	
-----------------	----	-------	---------	---	--

FORD

Edge AWD

A-S6, 2.0L, 4cyl	23	20/27	\$2,700	5	T
------------------	----	-------	---------	---	---

A-S6, 2.7L, 6cyl	20	17/24	\$3,100	4	T
------------------	----	-------	---------	---	---

A-S6, 3.5L, 6cyl	19	17/24	\$3,300	4	
------------------	----	-------	---------	---	--

Escape AWD

A-S6, 1.5L, 4cyl	24	22/28	\$2,600	5	T SS
------------------	----	-------	---------	---	------

A-S6, 2.0L, 4cyl	23	20/27	\$2,700	5	T SS
------------------	----	-------	---------	---	------

GMC

Terrain AWD

A-6, 2.4L, 4cyl	23	20/28	\$2,700	5	
-----------------	----	-------	---------	---	--

A-6, 3.6L, 6cyl	18	16/23	\$3,450	3	
-----------------	----	-------	---------	---	--

Manufacturer Model Configuration (trans, eng size, cyl)	MPG		Annual Fuel Cost	GHG Rating	Notes
	Comb	City/Hwy			

HONDA

CR-V AWD

AV, 1.5L, 4cyl	29	27/33	\$2,150	7	T
----------------	----	-------	---------	---	---

AV, 2.4L, 4cyl	27	25/31	\$2,300	6	
----------------	----	-------	---------	---	--

Pilot AWD

A-6, 3.5L, 6cyl	21	18/26	\$2,950	4	
-----------------	----	-------	---------	---	--

A-S9, 3.5L, 6cyl	22	19/26	\$2,850	5	SS
------------------	----	-------	---------	---	----

HYUNDAI

Santa Fe AWD

A-S6, 3.3L, 6cyl	20	18/24	\$3,100	4	
------------------	----	-------	---------	---	--

Santa Fe Sport AWD

A-S6, 2.0L, 4cyl	22	19/26	\$2,850	5	T
------------------	----	-------	---------	---	---

A-S6, 2.4L, 4cyl	22	20/26	\$2,850	5	
------------------	----	-------	---------	---	--

Santa Fe Sport Ultimate AWD

A-S6, 2.0L, 4cyl	21	19/24	\$2,950	4	T
------------------	----	-------	---------	---	---

Santa Fe Ultimate AWD

A-S6, 3.3L, 6cyl	19	17/22	\$3,300	4	
------------------	----	-------	---------	---	--

Tucson AWD

AM-7, 1.6L, 4cyl	25	24/28	\$2,500	5	T
------------------	----	-------	---------	---	---

A-S6, 2.0L, 4cyl	23	21/26	\$2,700	5	
------------------	----	-------	---------	---	--

Tucson Eco AWD

AM-7, 1.6L, 4cyl	27	25/30	\$2,300	6	T
------------------	----	-------	---------	---	---

INFINITI

QX60 AWD

AV-S7, 3.5L, 6cyl	22	19/26	\$3,500	5	P
-------------------	----	-------	---------	---	---

QX70 AWD

A-S7, 3.7L, 6cyl	18	16/22	\$4,300	3	P
------------------	----	-------	---------	---	---

JAGUAR

F-Pace

A-S8, 2.0L, 4cyl	29	26/33	\$2,700	5	D T SS
------------------	----	-------	---------	---	--------

A-S8, 3.0L, 6cyl	20	18/23	\$3,850	4	P S SS
------------------	----	-------	---------	---	--------

JEEP

Cherokee 4WD

A-9, 2.4L, 4cyl	23	21/28	\$2,700	5	
-----------------	----	-------	---------	---	--

A-9, 2.4L, 4cyl	23	21/28	\$2,700	5	Gas
-----------------	----	-------	---------	---	-----

	17	14/21	\$2,300	5	E85
--	----	-------	---------	---	-----

A-9, 3.2L, 6cyl	23	20/27	\$3,100	5	Mid SS
-----------------	----	-------	---------	---	--------

Cherokee 4WD Active Drive II

A-9, 2.4L, 4cyl	23	21/27	\$2,700	5	
-----------------	----	-------	---------	---	--

A-9, 3.2L, 6cyl	21	18/26	\$3,400	4	Mid SS
-----------------	----	-------	---------	---	--------

Cherokee Trailhawk 4WD

A-9, 2.4L, 4cyl	22	19/25	\$2,850	5	
-----------------	----	-------	---------	---	--

A-9, 3.2L, 6cyl	21	18/24	\$3,400	4	Mid SS
-----------------	----	-------	---------	---	--------

Compass 4WD

A-6, 2.4L, 4cyl	22	20/25	\$2,850	5	
-----------------	----	-------	---------	---	--

AV, 2.4L, 4cyl	21	20/23	\$2,950	4	
----------------	----	-------	---------	---	--

M-5, 2.4L, 4cyl	24	22/27	\$2,600	5	
-----------------	----	-------	---------	---	--

Manufacturer Model Configuration (trans, eng size, cyl)	MPG		Annual Fuel Cost	GHG Rating	Notes
	Comb	City/Hwy			
New Compass 4WD					
A-9, 2.4L, 4cyl	25	22/30	\$2,500	5	SS
M-6, 2.4L, 4cyl	25	22/31	\$2,500	5	
Patriot 4WD					
A-6, 2.4L, 4cyl	22	20/25	\$2,850	5	
AV, 2.4L, 4cyl	21	20/23	\$2,950	4	
M-5, 2.4L, 4cyl	24	22/27	\$2,600	5	
Renegade 4WD					
M-6, 1.4L, 4cyl	26	24/31	\$2,950	6	P T
A-9, 2.4L, 4cyl	24	21/29	\$2,600	5	
Wrangler 4WD					
A-5, 3.6L, 6cyl	18	17/21	\$3,450	3	
M-6, 3.6L, 6cyl	18	17/21	\$3,450	3	
Wrangler Unlimited 4WD					
A-5, 3.6L, 6cyl	18	16/20	\$3,450	3	
M-6, 3.6L, 6cyl	18	16/21	\$3,450	3	
KIA					
Sorento AWD					
A-S6, 2.0L, 4cyl	22	19/25	\$2,850	5	T
A-S6, 2.4L, 4cyl	22	21/25	\$2,850	5	
A-S6, 3.3L, 6cyl	19	17/23	\$3,300	4	
Sorento FE AWD					
A-S6, 3.3L, 6cyl	21	18/25	\$2,950	4	
Sportage AWD					
A-S6, 2.0L, 4cyl	21	20/23	\$2,950	4	T
A-S6, 2.4L, 4cyl	23	21/25	\$2,700	5	
Sportage FE AWD					
A-S6, 2.4L, 4cyl	22	21/25	\$2,850	5	
LAND ROVER					
Discovery Sport					
A-S9, 2.0L, 4cyl	22	20/25	\$3,500	5	P T SS
Range Rover Evoque					
A-S9, 2.0L, 4cyl	24	21/29	\$3,200	5	P T
Range Rover Evoque Convertible					
A-S9, 2.0L, 4cyl	23	20/28	\$3,350	5	P T
LEXUS					
NX 200t AWD					
A-S6, 2.0L, 4cyl	24	22/28	\$3,200	5	P T
NX 200t AWD F Sport					
A-S6, 2.0L, 4cyl	24	22/27	\$3,200	5	P T
NX 300h AWD					
AV-S6, 2.5L, 4cyl	31	33/30	\$2,000	7	HEV SS
RX 350 AWD					
A-S8, 3.5L, 6cyl	22	19/26	\$2,850	5	

Manufacturer Model Configuration (trans, eng size, cyl)	MPG		Annual Fuel Cost	GHG Rating	Notes
	Comb	City/Hwy			
LINCOLN					
MKC AWD					
A-S6, 2.0L, 4cyl	21	19/25	\$2,950	4	T
A-S6, 2.0L, 4cyl	22	19/25	\$2,850	5	T SS
A-S6, 2.3L, 4cyl	21	18/25	\$2,950	4	T
MKX AWD					
A-S6, 2.7L, 6cyl	19	17/24	\$3,300	4	T
A-S6, 3.7L, 6cyl	19	16/23	\$3,300	4	
MAZDA					
CX-5 4WD					
A-S6, 2.5L, 4cyl	26	23/29	\$2,400	6	
CX-9 4WD					
A-S6, 2.5L, 4cyl	23	20/26	\$2,700	5	T
MERCEDES-BENZ					
AMG GLC43 4matic					
A-9, 3.0L, 6cyl	20	18/24	\$3,850	4	P T SS
AMG GLC43 4matic Coupe					
A-9, 3.0L, 6cyl	20	18/24	\$3,850	4	P T SS
GLA250 4matic					
AM-7, 2.0L, 4cyl	26	23/31	\$2,950	6	P T SS
AM-7, 2.0L, 4cyl	26	23/31	\$2,950	6	Gas
	19	17/23	\$2,100	6	E85
GLC300 4matic					
A-9, 2.0L, 4cyl	24	21/28	\$3,200	5	P T SS
GLC300 4matic Coupe					
A-S9, 2.0L, 4cyl	24	22/27	\$3,200	5	P T SS
MITSUBISHI					
Outlander 4WD					
AV-S6, 2.4L, 4cyl	26	24/29	\$2,400	6	
A-S6, 3.0L, 6cyl	23	20/27	\$3,350	5	P
Outlander Sport 4WD					
AV-S6, 2.0L, 4cyl	26	23/29	\$2,400	6	
AV-S6, 2.4L, 4cyl	24	22/27	\$2,600	5	
NISSAN					
Pathfinder 4WD					
AV, 3.5L, 6cyl	22	19/26	\$2,850	5	
Pathfinder 4WD Platinum					
AV, 3.5L, 6cyl	21	19/26	\$2,950	4	
Rogue AWD					
AV, 2.5L, 4cyl	27	25/32	\$2,300	6	
Rogue Hybrid AWD					
AV-S7, 2.0L, 4cyl	33	31/34	\$1,900	8	HEV SS
PORSCHE					
Macan					
AM-S7, 2.0L, 4cyl	22	20/25	\$3,500	5	P T SS
Macan GTS					
AM-S7, 3.0L, 6cyl	19	17/23	\$4,050	4	P T SS

Manufacturer Model Configuration (trans, eng size, cyl)	MPG		Annual Fuel Cost	GHG Rating	Notes
	Comb	City/Hwy			

MAZDA

AM-S7, 3.0L, 6cyl	19	17/23	\$4,050	4	P T SS
-------------------	----	-------	---------	---	--------

MAZDA Turbo

AM-S7, 3.6L, 6cyl	19	17/23	\$4,050	4	P T SS
-------------------	----	-------	---------	---	--------

MAZDA Turbo Kit

AM-S7, 3.6L, 6cyl	19	17/23	\$4,050	4	P T SS
-------------------	----	-------	---------	---	--------

SUBARU

Crosstrek AWD

AV-S6, 2.0L, 4cyl	29	26/33	\$2,150	7	
M-5, 2.0L, 4cyl	26	23/30	\$2,400	6	

Forester AWD

AV-S8, 2.0L, 4cyl	25	23/27	\$3,100	5	P T
AV, 2.5L, 4cyl	28	26/32	\$2,200	6	
M-6, 2.5L, 4cyl	24	22/28	\$2,600	5	

Outback AWD

AV-S6, 2.5L, 4cyl	28	25/32	\$2,200	6	
AV-S6, 3.6L, 6cyl	22	20/27	\$2,850	5	

TOYOTA

RAV4 AWD

A-S6, 2.5L, 4cyl	25	22/28	\$2,500	5	
------------------	----	-------	---------	---	--

RAV4 Hybrid AWD

AV-S6, 2.5L, 4cyl	32	34/30	\$1,950	7	HEV SS
-------------------	----	-------	---------	---	--------

RAV4 Limited AWD/SE AWD

A-S6, 2.5L, 4cyl	24	22/28	\$2,600	5	
------------------	----	-------	---------	---	--

VOLKSWAGEN

Tiguan 4motion

A-S6, 2.0L, 4cyl	21	20/23	\$3,650	4	P T
------------------	----	-------	---------	---	-----

VOLVO

XC60 AWD

A-S8, 2.0L, 4cyl	23	20/29	\$2,700	5	T SS
A-S8, 2.0L, 4cyl	22	20/27	\$3,500	5	P T S SS

STANDARD SPORT UTILITY VEHICLES 2WD

BMW

X5 sDrive35i

A-S8, 3.0L, 6cyl	21	18/25	\$3,650	4	P T SS
------------------	----	-------	---------	---	--------

X6 sDrive35i

A-S8, 3.0L, 6cyl	21	18/25	\$3,650	4	P T SS
------------------	----	-------	---------	---	--------

BUICK

Enclave FWD

A-6, 3.6L, 6cyl	18	15/22	\$3,450	3	
-----------------	----	-------	---------	---	--

CADILLAC

Escalade 2WD

A-8, 6.2L, 8cyl	17	15/22	\$3,650	3	
-----------------	----	-------	---------	---	--

Manufacturer Model Configuration (trans, eng size, cyl)	MPG		Annual Fuel Cost	GHG Rating	Notes
	Comb	City/Hwy			

CHEVROLET

Suburban C1500 2WD

A-6, 5.3L, 8cyl	19	16/23	\$3,300	4	
A-6, 5.3L, 8cyl	19	16/23	\$3,300	4	Gas
	14	12/17	\$2,800	4	E85

Tahoe C1500 2WD

A-6, 5.3L, 8cyl	19	16/23	\$3,300	4	
A-6, 5.3L, 8cyl	19	16/23	\$3,300	4	Gas
	14	12/17	\$2,800	4	E85

Traverse FWD

A-6, 3.6L, 6cyl	18	15/22	\$3,450	3	
-----------------	----	-------	---------	---	--

DODGE

Durango RWD

A-8, 3.6L, 6cyl	21	19/26	\$2,950	4	SS
A-8, 5.7L, 8cyl	17	14/22	\$4,200	3	Mid

FORD

Expedition 2WD

A-S6, 3.5L, 6cyl	18	15/21	\$3,450	3	T
------------------	----	-------	---------	---	---

Expedition EL 2WD

A-S6, 3.5L, 6cyl	17	15/20	\$3,650	3	T
------------------	----	-------	---------	---	---

Explorer 2WD FFV

A-S6, 3.5L, 6cyl	20	17/24	\$3,100	4	Gas
	15	13/18	\$2,650	4	E85

Explorer FWD

A-S6, 2.3L, 4cyl	22	19/27	\$2,850	5	T
A-S6, 3.5L, 6cyl	20	17/24	\$3,100	4	

Flex FWD

A-S6, 3.5L, 6cyl	19	16/23	\$3,300	4	
------------------	----	-------	---------	---	--

GMC

Acadia FWD

A-6, 2.5L, 4cyl	23	21/26	\$2,700	5	
A-6, 3.6L, 6cyl	21	18/25	\$2,950	4	

Acadia Limited FWD

A-6, 3.6L, 6cyl	18	15/22	\$3,450	3	
-----------------	----	-------	---------	---	--

Yukon C1500 2WD

A-6, 5.3L, 8cyl	19	16/23	\$3,300	4	
A-6, 5.3L, 8cyl	19	16/23	\$3,300	4	Gas
	14	12/17	\$2,800	4	E85
A-8, 6.2L, 8cyl	17	15/22	\$3,650	3	

Yukon C1500 XL 2WD

A-6, 5.3L, 8cyl	19	16/23	\$3,300	4	
A-6, 5.3L, 8cyl	19	16/23	\$3,300	4	Gas
	14	12/17	\$2,800	4	E85
A-8, 6.2L, 8cyl	17	15/22	\$3,650	3	

INFINITI

QX60 Hybrid FWD

AV-S7, 2.5L, 4cyl	26	25/27	\$2,400	6	S HEV SS
-------------------	----	-------	---------	---	----------

Manufacturer Model Configuration (trans, eng size, cyl)	MPG		Annual Fuel Cost	GHG Rating	Notes
	Comb	City/Hwy			
QX80 2WD					
A-S7, 5.6L, 8cyl	16	14/20	\$4,800	2	P
JEEP					
Grand Cherokee 2WD					
A-8, 3.6L, 6cyl	21	19/26	\$2,950	4	SS
LINCOLN					
MKT FWD					
A-S6, 3.7L, 6cyl	19	16/24	\$3,300	4	
Navigator 2WD					
A-S6, 3.5L, 6cyl	17	15/21	\$3,650	3	T
Navigator L 2WD					
A-S6, 3.5L, 6cyl	17	15/20	\$3,650	3	T
MERCEDES-BENZ					
GLE350					
A-7, 3.5L, 6cyl	20	18/23	\$3,850	4	P
NISSAN					
Armada 2WD					
A-S7, 5.6L, 8cyl	16	14/19	\$3,900	2	
TOYOTA					
4Runner 2WD					
A-S5, 4.0L, 6cyl	18	17/21	\$3,450	3	
Sequoia 2WD					
A-S6, 5.7L, 8cyl	15	13/17	\$4,150	2	
VOLVO					
XC90 FWD					
A-S8, 2.0L, 4cyl	24	22/26	\$3,200	5	P T SS
STANDARD SPORT UTILITY VEHICLES 4WD					
AUDI					
Q7					
A-S8, 2.0L, 4cyl	22	20/25	\$3,500	5	P T
A-S8, 3.0L, 6cyl	21	19/25	\$3,650	4	P S
BENTLEY					
Bentayga					
A-S8, 6.0L, 12cyl	15	12/19	\$5,150	2	P T
BMW					
X5 M					
A-S8, 4.4L, 8cyl	16	14/19	\$4,800	2	P T SS
X5 xDrive 35d					
A-S8, 3.0L, 6cyl	25	23/29	\$3,150	5	D T SS
X5 xDrive35i					
A-S8, 3.0L, 6cyl	20	18/24	\$3,850	4	P T SS
X5 xDrive40e					
A-S8, 2.0L, 4cyl	See page 38				T PHEV SS

Manufacturer Model Configuration (trans, eng size, cyl)	MPG		Annual Fuel Cost	GHG Rating	Notes
	Comb	City/Hwy			
X5 xDrive50i					
A-S8, 4.4L, 8cyl	17	15/21	\$4,550	3	P T SS
X6 M					
A-S8, 4.4L, 8cyl	16	14/19	\$4,800	2	P T SS
X6 xDrive35i					
A-S8, 3.0L, 6cyl	20	18/24	\$3,850	4	P T SS
X6 xDrive50i					
A-S8, 4.4L, 8cyl	17	15/21	\$4,550	3	P T SS
BUICK					
Enclave AWD					
A-6, 3.6L, 6cyl	17	15/22	\$3,650	3	
CADILLAC					
Escalade 4WD					
A-8, 6.2L, 8cyl	17	15/20	\$3,650	3	
CHEVROLET					
Suburban K1500 4WD					
A-6, 5.3L, 8cyl	18	15/22	\$3,450	3	
A-6, 5.3L, 8cyl	18	15/22	\$3,450	3	Gas
	12	11/15	\$3,300	3	E85
Tahoe K1500 4WD					
A-6, 5.3L, 8cyl	18	16/22	\$3,450	3	
A-6, 5.3L, 8cyl	18	16/22	\$3,450	3	Gas
	13	11/16	\$3,050	3	E85
Traverse AWD					
A-6, 3.6L, 6cyl	17	15/22	\$3,650	3	
DODGE					
Durango AWD					
A-8, 3.6L, 6cyl	21	18/25	\$2,950	4	SS
A-8, 5.7L, 8cyl	17	14/22	\$4,200	3	Mid
FORD					
Expedition 4WD					
A-S6, 3.5L, 6cyl	17	15/20	\$3,650	3	T PT4WD
Expedition EL 4WD					
A-S6, 3.5L, 6cyl	16	15/19	\$3,900	2	T PT4WD
Explorer AWD					
A-S6, 2.3L, 4cyl	21	18/25	\$2,950	4	T
A-S6, 3.5L, 6cyl	19	16/23	\$3,300	4	
A-S6, 3.5L, 6cyl	18	16/22	\$3,450	3	T
Explorer AWD FFV					
A-S6, 3.5L, 6cyl	19	16/23	\$3,300	4	Gas
	14	12/17	\$2,800	4	E85
Flex AWD					
A-S6, 3.5L, 6cyl	18	16/22	\$3,450	3	
A-S6, 3.5L, 6cyl	17	15/21	\$3,650	3	T

Manufacturer Model Configuration (trans, eng size, cyl)	MPG		Annual Fuel Cost	GHG Rating	Notes
	Comb	City/Hwy			

GMC

Acadia AWD

A-6, 2.5L, 4cyl	23	21/25	\$2,700	5	
A-6, 3.6L, 6cyl	20	18/25	\$3,100	4	

Acadia Limited AWD

A-6, 3.6L, 6cyl	17	15/22	\$3,650	3	
-----------------	----	-------	---------	---	--

Yukon K1500 4WD

A-6, 5.3L, 8cyl	18	16/22	\$3,450	3	
A-6, 5.3L, 8cyl	18	16/22	\$3,450	3	Gas
	13	11/16	\$3,050	3	E85
A-8, 6.2L, 8cyl	17	15/20	\$3,650	3	

Yukon K1500 XL 4WD

A-6, 5.3L, 8cyl	18	15/22	\$3,450	3	
A-6, 5.3L, 8cyl	18	15/22	\$3,450	3	Gas
	12	11/15	\$3,300	3	E85
A-8, 6.2L, 8cyl	16	14/20	\$3,900	2	

INFINITI

QX60 Hybrid AWD

AV-S7, 2.5L, 4cyl	26	25/27	\$2,400	6	S HEV SS
-------------------	----	-------	---------	---	----------

QX80 4WD

A-S7, 5.6L, 8cyl	15	13/19	\$5,150	2	P
------------------	----	-------	---------	---	---

JEEP

Grand Cherokee 4WD

A-8, 3.6L, 6cyl	21	18/25	\$2,950	4	SS
A-8, 5.7L, 8cyl	17	14/22	\$4,200	3	Mid

Grand Cherokee SRT 4WD

A-8, 6.4L, 8cyl	15	13/19	\$5,150	2	P
-----------------	----	-------	---------	---	---

LAND ROVER

Discovery

A-S8, 3.0L, 6cyl	23	21/26	\$3,400	4	D T SS
A-S8, 3.0L, 6cyl	18	16/21	\$4,300	3	P S SS

Range Rover

A-S8, 3.0L, 6cyl	24	22/28	\$3,250	5	D T SS
A-S8, 3.0L, 6cyl	19	17/23	\$4,050	4	P S SS
A-S8, 5.0L, 8cyl	16	14/19	\$4,800	2	P S SS

Range Rover LWB

A-S8, 5.0L, 8cyl	16	14/19	\$4,800	2	P S SS
------------------	----	-------	---------	---	--------

Range Rover Sport

A-S8, 3.0L, 6cyl	24	22/28	\$3,250	5	D T SS
A-S8, 3.0L, 6cyl	19	17/23	\$4,050	4	P S SS
A-S8, 5.0L, 8cyl	16	14/19	\$4,800	2	P S SS

LEXUS

GX 460

A-S6, 4.6L, 8cyl	16	15/18	\$4,800	2	P
------------------	----	-------	---------	---	---

LX 570

A-S8, 5.7L, 8cyl	15	13/18	\$5,150	2	P
------------------	----	-------	---------	---	---

RX 450h AWD

▶ AV-S6, 3.5L, 6cyl	30	31/28	\$2,550	7	P HEV SS
---------------------	----	-------	---------	---	----------

Manufacturer Model Configuration (trans, eng size, cyl)	MPG		Annual Fuel Cost	GHG Rating	Notes
	Comb	City/Hwy			

LINCOLN

MKT AWD

A-S6, 3.5L, 6cyl	17	15/21	\$3,650	3	T
------------------	----	-------	---------	---	---

Navigator 4WD

A-S6, 3.5L, 6cyl	17	15/20	\$3,650	3	T PT4WD
------------------	----	-------	---------	---	---------

Navigator L 4WD

A-S6, 3.5L, 6cyl	16	15/19	\$3,900	2	T PT4WD
------------------	----	-------	---------	---	---------

MASERATI

Levante

A-8, 3.0L, 6cyl	16	14/20	\$4,800	2	P T
-----------------	----	-------	---------	---	-----

Levante S

A-8, 3.0L, 6cyl	16	14/19	\$4,800	2	P T
-----------------	----	-------	---------	---	-----

MERCEDES-BENZ

AMG G63

A-7, 5.5L, 8cyl	13	12/14	\$5,950	1	P T SS
-----------------	----	-------	---------	---	--------

AMG G65

A-7, 6.0L, 12cyl	12	11/13	\$6,400	1	P T
------------------	----	-------	---------	---	-----

AMG GLE43 4matic

A-9, 3.0L, 6cyl	20	17/23	\$3,850	4	P T
-----------------	----	-------	---------	---	-----

AMG GLE43 4matic Coupe

A-9, 3.0L, 6cyl	20	17/23	\$3,850	4	P T
-----------------	----	-------	---------	---	-----

AMG GLE63

A-7, 5.5L, 8cyl	15	13/17	\$5,150	2	P T SS
-----------------	----	-------	---------	---	--------

AMG GLE63 S

A-7, 5.5L, 8cyl	15	13/17	\$5,150	2	P T SS
-----------------	----	-------	---------	---	--------

AMG GLE63 S Coupe

A-7, 5.5L, 8cyl	15	14/18	\$5,150	2	P T SS
-----------------	----	-------	---------	---	--------

AMG GLS63

A-7, 5.5L, 8cyl	14	13/17	\$5,500	1	P T SS
-----------------	----	-------	---------	---	--------

G550

A-7, 4.0L, 8cyl	13	13/14	\$5,950	1	P T
-----------------	----	-------	---------	---	-----

G550 4x4 (Special Off-Road Model)

A-7, 4.0L, 8cyl	11	11/11	\$7,000	1	P T
-----------------	----	-------	---------	---	-----

GLE350 4matic

A-7, 3.5L, 6cyl	19	18/22	\$4,050	4	P
A-7, 3.5L, 6cyl	19	18/22	\$4,050	4	Gas
	14	13/17	\$2,800	4	E85

GLE400 4matic

A-9, 3.0L, 6cyl	20	18/23	\$3,850	4	P T SS
-----------------	----	-------	---------	---	--------

GLE550e 4matic

A-7, 3.0L, 6cyl		See page 38			T PHEV SS
-----------------	--	-------------	--	--	-----------

GLS450 4matic

A-9, 3.0L, 6cyl	19	17/22	\$4,050	4	P T SS
-----------------	----	-------	---------	---	--------

GLS550 4matic

A-9, 4.7L, 8cyl	16	14/18	\$4,800	2	P T SS
-----------------	----	-------	---------	---	--------

Manufacturer Model Configuration (trans, eng size, cyl)	MPG		Annual Fuel Cost	GHG Rating	Notes
	Comb	City/Hwy			

NISSAN

Armada 4WD

A-S7, 5.6L, 8cyl	15	13/18	\$4,150	2	
------------------	----	-------	---------	---	--

PORSCHE

Cayenne

A-S8, 3.6L, 6cyl	20	18/24	\$3,850	4	P SS
------------------	----	-------	---------	---	------

Cayenne GTS

A-S8, 3.6L, 6cyl	19	16/23	\$4,050	4	P T SS
------------------	----	-------	---------	---	--------

Cayenne Platinum

A-S8, 3.6L, 6cyl	19	17/23	\$4,050	4	P SS
------------------	----	-------	---------	---	------

Cayenne S

A-S8, 3.6L, 6cyl	20	17/24	\$3,850	4	P T SS
------------------	----	-------	---------	---	--------

Cayenne S e-Hybrid

AM-8, 3.0L, 6cyl	See page 38				S PHEV SS
------------------	-------------	--	--	--	-----------

Cayenne Turbo

A-S8, 4.8L, 8cyl	17	14/21	\$4,550	3	P T SS
------------------	----	-------	---------	---	--------

Cayenne Turbo S

A-S8, 4.8L, 8cyl	17	14/21	\$4,550	3	P T SS
------------------	----	-------	---------	---	--------

TESLA

Model X AWD - 100D

A-1	87	86/89	\$850	10	EV
-----	----	-------	-------	----	----

Model X AWD - 60D

▶ A-1	93	91/94	\$800	10	EV
-------	----	-------	-------	----	----

Model X AWD - 75D

▶ A-1	93	91/95	\$800	10	EV
-------	----	-------	-------	----	----

Model X AWD - 90D

A-1	92	90/94	\$850	10	EV
-----	----	-------	-------	----	----

Model X AWD - P100D

A-1	86	81/92	\$900	10	EV
-----	----	-------	-------	----	----

Manufacturer Model Configuration (trans, eng size, cyl)	MPG		Annual Fuel Cost	GHG Rating	Notes
	Comb	City/Hwy			

Model X AWD - P90D

A-1	89	89/90	\$850	10	EV
-----	----	-------	-------	----	----

TOYOTA

4Runner 4WD

A-S5, 4.0L, 6cyl	18	17/20	\$3,450	3	PT4WD
------------------	----	-------	---------	---	-------

A-S5, 4.0L, 6cyl	18	17/20	\$3,450	3	
------------------	----	-------	---------	---	--

Highlander AWD

A-S8, 3.5L, 6cyl	22	20/26	\$2,850	5	SS
------------------	----	-------	---------	---	----

A-S8, 3.5L, 6cyl	22	19/26	\$2,850	5	
------------------	----	-------	---------	---	--

Highlander AWD LE

A-S8, 3.5L, 6cyl	23	20/27	\$2,700	5	SS
------------------	----	-------	---------	---	----

Highlander Hybrid AWD

AV-S6, 3.5L, 6cyl	28	29/27	\$2,200	6	HEV SS
-------------------	----	-------	---------	---	--------

Highlander Hybrid AWD LE Plus

AV-S6, 3.5L, 6cyl	29	30/28	\$2,150	7	HEV SS
-------------------	----	-------	---------	---	--------

Land Cruiser Wagon 4WD

A-S8, 5.7L, 8cyl	15	13/18	\$4,150	2	
------------------	----	-------	---------	---	--

Sequoia 4WD

A-S6, 5.7L, 8cyl	14	13/17	\$4,450	1	PT4WD
------------------	----	-------	---------	---	-------

Sequoia 4WD FFV

A-S6, 5.7L, 8cyl	14	13/17	\$4,450	1	Gas
------------------	----	-------	---------	---	-----

	10	9/13	\$3,950	2	E85
--	----	------	---------	---	-----

VOLKSWAGEN

Touareg

A-S8, 3.6L, 6cyl	19	17/23	\$3,300	4	
------------------	----	-------	---------	---	--

VOLVO

XC90 AWD

A-S8, 2.0L, 4cyl	23	22/25	\$3,350	5	P T SS
------------------	----	-------	---------	---	--------

A-S8, 2.0L, 4cyl	22	20/25	\$3,500	5	P T S SS
------------------	----	-------	---------	---	----------

XC90 AWD PHEV

A-S8, 2.0L, 4cyl	See page 38				T S PHEV SS
------------------	-------------	--	--	--	-------------

DIESEL VEHICLES

Diesel-powered vehicles are typically more fuel-efficient than comparable vehicles powered by gasoline. Diesel engines are inherently more energy-efficient, and diesel fuel contains roughly 10%–15% more energy per gallon than gasoline. In addition, new advances in diesel engine technology have improved performance, reduced engine noise and fuel odor, and decreased emissions of harmful air pollutants. Ultra-low sulfur diesel fuels also help reduce emissions from these vehicles.

Annual fuel costs below are estimated assuming 15,000 miles of travel each year (55% city and 45% highway) and a diesel fuel cost of \$5.21 per gallon.

Manufacturer Model Configuration (trans, eng size, cyl)	MPG		Annual Fuel Cost	GHG Rating	Notes
	Comb	City/Hwy			

COMPACT CARS

BMW

328d

A-S8, 2.0L, 4cyl	36	31/43	\$2,150	7	D T
------------------	----	-------	---------	---	-----

328d xDrive

A-S8, 2.0L, 4cyl	34	30/40	\$2,300	7	D T
------------------	----	-------	---------	---	-----

CHEVROLET

Cruze

A-9, 1.6L, 4cyl	37	31/47	\$2,100	7	D T
-----------------	----	-------	---------	---	-----

M-6, 1.6L, 4cyl	37	30/52	\$2,100	8	D T
-----------------	----	-------	---------	---	-----

JAGUAR

XE

A-S8, 2.0L, 4cyl	36	32/42	\$2,150	7	D T SS
------------------	----	-------	---------	---	--------

XE AWD

A-S8, 2.0L, 4cyl	34	30/40	\$2,300	7	D T SS
------------------	----	-------	---------	---	--------

MIDSIZE CARS

JAGUAR

XF

A-S8, 2.0L, 4cyl	35	31/42	\$2,250	7	D T SS
------------------	----	-------	---------	---	--------

XF AWD

A-S8, 2.0L, 4cyl	34	30/40	\$2,300	7	D T SS
------------------	----	-------	---------	---	--------

SMALL STATION WAGONS

BMW

328d xDrive Sports Wagon

A-S8, 2.0L, 4cyl	34	30/40	\$2,300	7	D T
------------------	----	-------	---------	---	-----

SMALL PICKUP TRUCKS 2WD

CHEVROLET

Colorado 2WD

A-6, 2.8L, 4cyl	25	22/30	\$3,150	5	D T
-----------------	----	-------	---------	---	-----

GMC

Canyon 2WD

A-6, 2.8L, 4cyl	25	22/30	\$3,150	5	D T
-----------------	----	-------	---------	---	-----

SMALL PICKUP TRUCKS 4WD

CHEVROLET

Colorado 4WD

A-6, 2.8L, 4cyl	23	20/28	\$3,400	4	D T
-----------------	----	-------	---------	---	-----

Colorado ZR2 4WD

A-6, 2.8L, 4cyl	20	19/22	\$3,900	3	D T
-----------------	----	-------	---------	---	-----

Manufacturer Model Configuration (trans, eng size, cyl)	MPG		Annual Fuel Cost	GHG Rating	Notes
	Comb	City/Hwy			

GMC

Canyon 4WD

A-6, 2.8L, 4cyl	23	20/28	\$3,400	4	D T
-----------------	----	-------	---------	---	-----

STANDARD PICKUP TRUCKS 2WD

RAM

1500 2WD

A-8, 3.0L, 6cyl	23	20/27	\$3,400	4	D T
-----------------	----	-------	---------	---	-----

STANDARD PICKUP TRUCKS 4WD

RAM

1500 4WD

A-8, 3.0L, 6cyl	22	19/27	\$3,550	4	D T
-----------------	----	-------	---------	---	-----

SMALL SPORT UTILITY VEHICLES 4WD

JAGUAR

F-Pace

A-S8, 2.0L, 4cyl	29	26/33	\$2,700	5	D T SS
------------------	----	-------	---------	---	--------

STANDARD SPORT UTILITY VEHICLES 2WD

JEEP

Grand Cherokee 4X2

A-8, 3.0L, 6cyl	NA	NA	NA	NA	
-----------------	----	----	----	----	--

STANDARD SPORT UTILITY VEHICLES 4WD

BMW

X5 xDrive 35d

A-S8, 3.0L, 6cyl	25	23/29	\$3,150	5	D T SS
------------------	----	-------	---------	---	--------

JEEP

Grand Cherokee 4X4

A-8, 3.0L, 6cyl	NA	NA	NA	NA	
-----------------	----	----	----	----	--

LAND ROVER

Discovery

A-S8, 3.0L, 6cyl	23	21/26	\$3,400	4	D T SS
------------------	----	-------	---------	---	--------

Discovery TDV6

A-S8, 3.0L, 6cyl	NA	NA	NA	NA	
------------------	----	----	----	----	--

Range Rover

A-S8, 3.0L, 6cyl	24	22/28	\$3,250	5	D T SS
------------------	----	-------	---------	---	--------

Range Rover Sport

A-S8, 3.0L, 6cyl	24	22/28	\$3,250	5	D T SS
------------------	----	-------	---------	---	--------

MERCEDES-BENZ

GLE350d 4MATIC

AM-9, 3.0L, 6cyl	NA	NA	NA	NA	
------------------	----	----	----	----	--

GLS350d 4MATIC

AM-9, 3.0L, 6cyl	NA	NA	NA	NA	
------------------	----	----	----	----	--

ALL-ELECTRIC VEHICLES

All-electric vehicles (EVs) are propelled by one or more electric motors powered by a rechargeable battery. EVs are energy-efficient and reduce our dependence on petroleum since electricity is produced from domestic resources. They emit no tailpipe pollutants, although the power plant producing the electricity may emit pollution.

Electric motors have several performance benefits. They are quiet, have instant torque for quick acceleration, and require less maintenance than internal combustion engines.

Current EVs have a shorter driving range than gasoline or hybrid vehicles, and their range is more sensitive to driving style, driving conditions, and accessory use. Fully recharging the battery pack can take several hours—though a "fast charge" to 80%

capacity may take as little as 30 minutes. Charging options outside the home are expanding. More than 350 employers offer charging at work, and about 14,000 public charging stations are available. EVs are also more expensive than comparable conventional vehicles and hybrids due to the cost of the large battery. However, as manufacturers continue to improve the driving range and reduce the cost of these vehicles, they are becoming more practical and affordable for a wider range of consumers.

A federal income tax credit of up to \$7,500 is currently available to consumers purchasing a qualifying EV. State and/or local incentives may also apply. For additional information on EVs, including tax incentives, visit www.fueleconomy.gov.

Model	Motor	Battery Type	Fuel Economy (comb/city/hwy)		Driving Range* (miles)	Charge Time (hrs @ 240)	GHG Rating	Annual Fuel Cost
			MPGe	kWh/100 mi				
TWO-SEATER CARS								
SMART								
fortwo electric drive convertible	60 kW AC Synchronous	Li-Ion	102/112/91	33/30/37	57	3	10	\$750
fortwo electric drive coupe	60 kW AC Synchronous	Li-Ion	108/124/94	31/27/36	58	3	10	\$700
MINICOMPACT CARS								
FIAT								
500e	82 kW AC Induction	Li-Ion	112/121/103	30/28/33	84	4	10	\$650
SUBCOMPACT CARS								
BMW								
i3 BEV (60 Amp-hour battery)	125 kW AC Induction	Li-Ion	124/137/111	27/25/30	81	4	10	\$600
i3 BEV (94 Amp-hour battery)	125 kW AC Induction	Li-Ion	118/129/106	29/26/32	114	5	10	\$650
MITSUBISHI								
i-MiEV	49 kW DCPM	Li-Ion	112/121/102	30/28/33	59	7	10	\$700
COMPACT CARS								
FORD								
Focus Electric	107 kW AC PMSM	Li-Ion	107/118/96	31/28/35	115	5.5	10	\$700
VOLKSWAGEN								
e-Golf	100 kW AC PMSM	Li-Ion	119/126/111	28/27/30	125	5.3	10	\$650
MIDSIZE CARS								
HONDA								
Clarity EV	120 kW AC PMSM	Li-Ion	114/126/103	30/27/33	89	4	10	\$700
HYUNDAI								
Ioniq Electric	88 kW AC PMSM	Li-Ion	136/150/122	25/22/28	124	4	10	\$550
MERCEDES-BENZ								
B250e	132 kW AC Induction	Li-Ion	84/85/82	40/39/41	87	3.5	10	\$900
NISSAN								
Leaf	80 kW DCPM	Li-Ion	112/124/101	30/27/33	107	6	10	\$650
TESLA								
Model 3 AWD	NA	Li-Ion	NA	NA	NA	NA	NA	NA
Model 3 Long Range	192 kW AC 3-Phase	Li-Ion	126/131/120	27/26/28	310	8.5/12	10	\$600
Model 3 RWD	NA	Li-Ion	NA	NA	NA	NA	NA	NA

Model	Motor	Battery Type	Fuel Economy (comb/city/hwy)		Driving Range* (miles)	Charge Time (hrs @ 240)	GHG Rating	Annual Fuel Cost
			MPGe	kWh/100 mi				
LARGE CARS								
TESLA								
Model S (60 kW-hr battery pack)	285 kW AC Induction (60 kW-hr battery pack)	Li-Ion	99/98/101	34/35/33	210	3.8/10	10	\$750
Model S (75 kW-hr battery pack)	285 kW AC Induction (75 kW-hr battery pack)	Li-Ion	98/97/100	34/35/34	249	4.8/12	10	\$750
Model S AWD - 100D	193 (front) 193 (rear) (100 kW-hr battery pack)	Li-Ion	102/101/102	33/33/33	335	4.8/12	10	\$750
Model S AWD - 60D	193 (front) 193 (rear) (60 kW-hr battery pack)	Li-Ion	104/101/107	32/33/32	218	3.8/12	10	\$700
Model S AWD - 75D	193/193 kW AC Induction	Li-Ion	NA	NA	NA	NA	NA	NA
Model S AWD - 90D	193 (front) 193 (rear) (90 kW-hr battery pack)	Li-Ion	104/102/107	32/33/32	294	4.8/12	10	\$700
Model S AWD - P100D	193/375 kW AC Induction	Li-Ion	NA	NA	NA	NA	NA	NA
Model S AWD - P90D	193 (front) 375 (rear) (90 kW-hr battery pack)	Li-Ion	95/92/100	35/37/34	270	4.8/12	10	\$800
Model S RWD (90 kWh battery)	193/285 kW AC Induction	Li-Ion	NA	NA	NA	NA	NA	NA

SMALL STATION WAGONS

CHEVROLET								
Bolt EV	150 kW ACPM	Li-Ion	119/128/110	28/26/31	238	9.3	10	\$650

KIA								
Soul Electric	81 kW AC PMSM	Li-Ion	105/120/92	32/28/37	93	4	10	\$700

SMALL SPORT UTILITY VEHICLES 2WD

BYD								
e6	75 kW DCPM	Li-Ion	72/73/71	47/46/47	187	5	10	\$1,050

STANDARD SPORT UTILITY VEHICLES 4WD

TESLA								
Model X AWD - 100D	193 (front) 193 (rear) (100 kW-hr battery pack)	Li-Ion	87/86/89	39/39/38	295	4.8/12	10	\$850
Model X AWD - 60D	193 (front) 193 (rear) (60 kW-hr battery pack)	Li-Ion	93/91/94	36/37/36	200	4.8/12	10	\$800
Model X AWD - 75D	193 (front) 193 (rear) (75 kW-hr battery pack)	Li-Ion	93/91/95	36/37/35	238	4.8/12	10	\$800
Model X AWD - 90D	193 (front) 193 (rear) (90 kW-hr battery pack)	Li-Ion	92/90/94	37/37/36	257	4.8/12	10	\$850
Model X AWD - P100D	193 (front) 375 (rear) (100 kW-hr battery pack)	Li-Ion	86/81/92	39/41/37	289	4.8/12	10	\$900
Model X AWD - P90D	193 (front) 375 (rear) (90 kW-hr battery pack)	Li-Ion	89/89/90	38/38/37	250	4.8/12	10	\$850

NOTES AND ABBREVIATIONS:	
*.....Range for combined city/highway driving (55% city and 45% highway)	DCPM...Direct current permanent magnet brushless motor
AC..... Alternating current induction motor	Li-Ion.... Lithium Ion
ACPM...Alternating current permanent magnet	NA..... Not available
	PMSM...Permanent magnet synchronous motor

FUEL CELL VEHICLES

Though not yet available for the mass market, a limited number fuel cell vehicles (FCVs) will be available for lease and sale in select regions of the country, mostly in California, in 2016–17. FCVs are propelled by electric motors powered by fuel cells, which produce electricity from the chemical energy of hydrogen. Fuel cell technology is more efficient than internal combustion engines and environmentally cleaner—the only by-product of a hydrogen fuel cell vehicle is water. However, several challenges must be overcome before FCVs are mass-marketed and sold across the country. For more information about FCVs, visit www.fueleconomy.gov and the Fuel Cell Technologies Program website at www.energy.gov/eere/fuelcells/fuel-cell-technologies-office/.

Model	Fuel Cell Type	Motor	Battery Type & Rating	Fuel Type	Fuel Economy Comb/City/Hwy	Driving Range (miles)
SUBCOMPACT CARS						
TOYOTA						
Mirai*	PEFC	113 kW AC Induction	245 V Ni-MH	Hydrogen	MPGe 67 / 67 / 67 MPK 66 / 66 / 66	
MIDSIZE CARS						
HONDA						
Clarity FCV*	PEM	130 kW AC PMSM	346 V Li-Ion	Hydrogen	MPGe 68 / 69 / 67 MPK 67 / 68 / 66	
SMALL SPORT UTILITY VEHICLES 2WD						
HYUNDAI						
Tucson Fuel Cell#	PEM	100 kW AC Induction	180 V Li-Ion	Hydrogen	MPGe 50 / 49 / 51 MPK 49 / 48 / 50	

* Available for sale at select dealers in California or Hawaii

† Available for lease only at select dealers in California

ABBREVIATIONS:

AC..... Alternating current induction motor
Li-Ion.... Lithium Ion
MPGe... Miles per gallon equivalent

MPK.....Miles per kilogram
Ni-MH... Nickel-Metal Hydride
PEM.....Polymer electrolyte membrane
PMSM...Permanent magnet synchronous motor

PLUG-IN HYBRID ELECTRIC VEHICLES

Plug-in hybrid electric vehicles (PHEVs) are hybrids that can be charged by plugging them into an electrical outlet or charging station. Plug-in hybrids can store enough electricity from the power grid to significantly reduce their petroleum consumption under typical driving conditions.

There are two basic plug-in hybrid configurations:

- **Series PHEVs, also called Extended Range Electric Vehicles (EREVs).** The electric motor on these vehicles is the only power source that turns the wheels; the gasoline engine only generates electricity. Series PHEVs can run solely on electricity until the battery needs to be recharged. The gasoline engine will then generate the electricity needed to power the electric motor. For short trips, these vehicles may not use any gasoline.
- **Parallel or Blended PHEVs.** Both the engine and electric motor are mechanically connected to the wheels, and both may propel the vehicle. The vehicle may operate using both electricity and gasoline at the same time, using electricity only, or using gasoline only.

Plug-in hybrids also have different battery capacities, allowing some to travel farther on electricity than others. PHEV fuel economy, like that of EVs and regular hybrids, can be sensitive to driving style, driving conditions, and accessory use. When operating in pure electric mode, PHEVs emit no tailpipe pollutants, although the power plant producing the electricity may emit pollution.

Charging a PHEV's battery typically takes several hours. They can be charge at home or at an increasing number of workplaces or public locations. However, PHEVs don't have to be plugged in to be driven. They can be fueled solely with gasoline, like a conventional hybrid, but they will not achieve maximum range or fuel economy without charging.

Plug-in hybrids use less petroleum and cost less to fuel than conventional hybrids, but they are more expensive to purchase.

A federal income tax credit of up to \$7,500 is currently available to consumers purchasing a qualifying plug-in hybrid. State and/or local incentives may also apply. For additional information on PHEVs, including tax incentives, visit www.fueleconomy.gov.

Manufacturer Model Trans, Eng Size, Cyl Elec. Motor	Fuel	Fuel Economy Combined MPGe	Range (miles)	Total Range* (miles)	Charge Time (hrs @ 240 V)	GHG Rating	Annual Fuel Cost
		Comb / City / Hwy MPG					
SUBCOMPACT CARS							
BMW							
i3 REX (94 Amp-hour battery)							
A-1, 0.6L, 2cyl, 125kW AC Induction [#]	Electricity	111 MPGe (30kWh/100 mi)	97	180	5	10	\$850
	Premium Gasoline	35 / 36 / 33	80				
i8							
A-6, 1.5L, 3cyl, 96kW AC Induction [#]	Electricity + Gasoline	76 MPGe ([43kWh +0.1 gal]/100 mi)	15	330	2	10	\$2,100
	Premium Gasoline	28 / 28 / 29	316				
COMPACT CARS							
AUDI							
A3 e-tron							
AM-S6, 1.4L, 4cyl, 80 kW DCPM [#]	Electricity + Gasoline	83 MPGe ([41kWh +0 gal]/100 mi) $\bar{1} \frac{1}{2}$	16	380	2.5	10	\$1,700
	Premium Gasoline	34 / 33 / 36	360				
BMW							
330e							
A-S8, 2.0L, 4cyl, 83kW DCPM [#]	Electricity + Gasoline	71 MPGe ([47kWh +0 gal]/100 mi) $\bar{1} \frac{1}{2}$	14	350	2	10	\$2,000
	Premium Gasoline	30 / 28 / 34	332				
CHEVROLET							
Volt							
AV, 1.5L, 4cyl, 48 and 87 kW 3-Phase AC	Electricity	106 MPGe ([31kWh +0 gal]/100 mi)	53	420	4.5	10	\$900
	Gasoline	42 / 43 / 42	367				
MERCEDES-BENZ							
C350e							
A-7, 2.0L, 4cyl, 60 kW DCPM [#]	Electricity + Gasoline	51 MPGe ([56kWh +0.2 gal]/100 mi)	9	410	1.5	9	\$2,250
	Premium Gasoline	30 / 28 / 32	397				
MIDSIZE CARS							
CADILLAC							
CT6 Plug-In							
AV, 2.0L, 4cyl, 59 and 61kW 3-Phase AC	Electricity + Gasoline	62 MPGe ([54kWh +0 gal]/100 mi)	31	440	4.5	10	\$1,950
	Premium Gasoline	26 / 23 / 29	406				
FORD							
C-MAX Energi Plug-In Hybrid							
AV, 2.0L, 4cyl, 68 kW DCPM [#]	Electricity + Gasoline	95 MPGe ([35kWh +0 gal]/100 mi)	20	570	2.5	10	\$1,200
	Gasoline	39 / 41 / 38	546				

Manufacturer Model Trans, Eng Size, Cyl Elec. Motor	Fuel	Fuel Economy Combined MPGe	Range (miles)	Total Range* (miles)	Charge Time (hrs @ 240 V)	GHG Rating	Annual Fuel Cost
		Comb / City / Hwy MPG					
Fusion Energi Plug-in Hybrid							
AV, 2.0L, 4cyl, 68 kW DCPM [#]	Electricity + Gasoline	97 MPGe ([35kWh +0 gal]/100 mi) †‡½	22	610	2.5	10	\$1,150
	Gasoline	42 / 43 / 41	588				
HYUNDAI Sonata Plug-in Hybrid							
AM-6, 2.0L, 4cyl, 50 kW IPMSM ^{##}	Electricity + Gasoline	99 MPGe ([34kWh +0 gal]/100 mi) †‡½	27	590	2.7	10	\$1,150
	Gasoline	39 / 38 / 40	560				
KIA Optima Plug-in Hybrid							
AM-6, 2.0L, 4cyl, 50kW IPMSM ^{##}	Electricity + Gasoline	103 MPGe ([33kWh +0 gal]/100 mi)	29	610	2.7	10	\$1,100
	Gasoline	40 / 38 / 43	581				
TOYOTA Prius Prime							
AV, 1.8L, 4cyl, 16 and 37 kW AC Induction [#]	Electricity + Gasoline	133 MPGe ([25kWh +0 gal]/100 mi)	25	640	2	10	\$850
	Gasoline	54 / 55 / 53	618				
LARGE CARS							
BMW 740e xDrive							
A-S8, 2.0L, 4cyl, 83kW DCPM [#]	Electricity + Gasoline	64 MPGe ([52kWh +0 gal]/100 mi) †‡½	14	340	3	9	\$2,250
	Premium Gasoline	27 / 25 / 29	326				
MERCEDES-BENZ S550e							
A-7, 3.0L, 6cyl, 85 kW DCPM [#]	Electricity + Gasoline	58 MPGe ([59kWh +0 gal]/100 mi)	14	450	1.9	9	\$2,350
	Premium Gasoline	26 / 24 / 30	436				
MINIVANS 2WD							
CHRYSLER Pacifica Hybrid							
AV, 3.6L, 6cyl, 89 kW AC Induction [#]	Electricity + Gasoline	84 MPGe ([40kWh +0 gal]/100 mi)	33	570	2	10	\$1,300
	Gasoline	32 / 32 / 33	533				
STANDARD SPORT UTILITY VEHICLES 4WD							
BMW X5 xDrive40e							
A-S8, 2.0L, 4cyl, 83 kW AC Induction [#]	Electricity + Gasoline	56 MPGe ([59kWh +0 gal]/100 mi)	14	540	3	8	\$2,600
	Premium Gasoline	24 / 23 / 25	521				
MERCEDES-BENZ GLE550e 4matic							
A-7, 3.0L, 6cyl, 85 kW DCPM [#]	Electricity + Gasoline	43 MPGe ([69kWh +0.3 gal]/100 mi)	12	460	1.9	7	\$3,050
	Premium Gasoline	21 / 20 / 23	445				
PORSCHE Cayenne S e-Hybrid							
AM-8, 3.0L, 6cyl, 70 kW DC Brushless ^{##}	Electricity	46 MPGe (71kWh/100 mi)	14	480	3	8	\$2,800
	Premium Gasoline	22 / 21 / 24	470				
VOLVO XC90 AWD PHEV							
A-S8, 2.0L, 4cyl, 34 and 65 kW DCPM [#]	Electricity + Gasoline	54 MPGe ([60kWh +0.1 gal]/100 mi)	14	350	3	8	\$2,500
	Premium Gasoline	25 / 24 / 27	332				

* Total range includes operation on both electricity and gasoline and is rounded to the nearest 10 miles.

† Alternating current induction motor

‡ Direct current permanent magnet brushless motor

§ This vehicle did not use any gasoline for charge-depleting (electric) operation during EPA city and highway tests. However, depending on how you drive the vehicle, you may use both gasoline and electricity during charge-depleting operation following a full charge.

** Three-phase alternating current motor

†† Interior permanent magnet synchronous motor

†† Interior permanent magnet alternating current motor

§§ Direct current brushless motor

HYBRID ELECTRIC VEHICLES

Hybrids combine the best features of the internal combustion engine with an electric motor and can significantly improve fuel economy. They are primarily propelled by an internal combustion engine, just like conventional vehicles. However, they also use regenerative braking to convert energy normally wasted during coasting and braking into electricity. The recovered electricity is stored in a battery until needed by the electric motor. The electric motor assists the engine when accelerating or hill climbing and at low speeds, where internal combustion engines are least efficient.

Note: Unlike plug-in hybrids, conventional hybrids cannot be plugged into an external source of electricity to be recharged or run on electricity for any substantial distance. Instead, gasoline and regenerative braking provide all of the vehicle's energy.

Annual fuel cost is estimated assuming 15,000 miles of travel each year (55% city and 45% highway) and a fuel cost of \$4.15 per gallon for regular unleaded gasoline or \$5.14 per gallon for premium gasoline.

Manufacturer Model Configuration (trans, eng size, cyl)	MPG		Annual Fuel Cost	GHG Rating	Battery Type
	Comb	City/Hwy			

TWO-SEATER CARS

ACURA

NSX Hybrid

AM-S9, 3.5L, 6cyl	21	21/22	\$3,650	4	260V Li-Ion
-------------------	----	-------	---------	---	-------------

FERRARI

LaFerrari Aperta

AM-7, 6.3L, 12cyl	13	12/15	\$5,950	1	Two 444V Li-Ion
-------------------	----	-------	---------	---	-----------------

COMPACT CARS

INFINITI

Q50 Hybrid

A-S7, 3.5L, 6cyl	29	27/32	\$2,650	7	346V Li-Ion
------------------	----	-------	---------	---	-------------

Q50 Hybrid AWD

A-S7, 3.5L, 6cyl	28	26/30	\$2,750	6	346V Li-Ion
------------------	----	-------	---------	---	-------------

LEXUS

CT 200h

AV, 1.8L, 4cyl	42	43/40	\$1,500	9	202V Ni-MH
----------------	----	-------	---------	---	------------

TOYOTA

Prius c

AV, 1.5L, 4cyl	46	48/43	\$1,350	10	144V Ni-MH
----------------	----	-------	---------	----	------------

MIDSIZE CARS

ACURA

RLX Hybrid

AM-S7, 3.5L, 6cyl	29	29/30	\$2,650	7	260V Li-Ion
-------------------	----	-------	---------	---	-------------

CHEVROLET

Malibu Hybrid

AV, 1.8L, 4cyl	46	49/43	\$1,350	10	300V Li-Ion
----------------	----	-------	---------	----	-------------

FORD

Fusion Hybrid FWD

AV, 2.0L, 4cyl	42	43/41	\$1,500	9	280V Li-Ion
----------------	----	-------	---------	---	-------------

HONDA

Accord Hybrid

AV, 2.0L, 4cyl	48	49/47	\$1,300	10	259V Li-Ion
----------------	----	-------	---------	----	-------------

HYUNDAI

Sonata Hybrid

AM-6, 2.0L, 4cyl	40	38/43	\$1,550	9	270V Li-Ion
------------------	----	-------	---------	---	-------------

Sonata Hybrid SE

AM-6, 2.0L, 4cyl	42	39/45	\$1,500	9	270V Li-Ion
------------------	----	-------	---------	---	-------------

INFINITI

Q70 Hybrid

A-S7, 3.5L, 6cyl	30	28/33	\$2,550	7	346V Li-Ion
------------------	----	-------	---------	---	-------------

Manufacturer Model Configuration (trans, eng size, cyl)	MPG		Annual Fuel Cost	GHG Rating	Battery Type
	Comb	City/Hwy			

KIA

Optima Hybrid

AM-6, 2.0L, 4cyl	42	39/46	\$1,500	9	270V Li-Ion
------------------	----	-------	---------	---	-------------

LEXUS

ES 300h

AV-S6, 2.5L, 4cyl	40	40/39	\$1,550	9	245V Ni-MH
-------------------	----	-------	---------	---	------------

GS 450h

AV-S8, 3.5L, 6cyl	31	29/34	\$2,500	7	288V Ni-MH
-------------------	----	-------	---------	---	------------

LINCOLN

MKZ Hybrid FWD

AV, 2.0L, 4cyl	40	41/38	\$1,550	9	280V Li-Ion
----------------	----	-------	---------	---	-------------

TOYOTA

Avalon Hybrid

AV-S6, 2.5L, 4cyl	40	40/39	\$1,550	9	245V Ni-MH
-------------------	----	-------	---------	---	------------

Camry Hybrid LE

AV, 2.5L, 4cyl	40	42/38	\$1,550	9	245V Ni-MH
----------------	----	-------	---------	---	------------

Camry Hybrid XLE/SE

AV, 2.5L, 4cyl	38	40/37	\$1,650	9	245V Ni-MH
----------------	----	-------	---------	---	------------

Prius

AV, 1.8L, 4cyl	52	54/50	\$1,200	10	207V Li-Ion
----------------	----	-------	---------	----	-------------

Prius Eco

AV, 1.8L, 4cyl	56	58/53	\$1,100	10	207V Li-Ion
----------------	----	-------	---------	----	-------------

LARGE CARS

FORD

C-MAX Hybrid FWD

AV, 2.0L, 4cyl	40	42/38	\$1,550	9	280V Li-Ion
----------------	----	-------	---------	---	-------------

HYUNDAI

Ioniq

AM-6, 1.6L, 4cyl	55	55/54	\$1,150	10	240V Li-Ion
------------------	----	-------	---------	----	-------------

Ioniq Blue

AM-6, 1.6L, 4cyl	58	57/59	\$1,050	10	240V Li-Ion
------------------	----	-------	---------	----	-------------

SMALL STATION WAGONS

KIA

Niro

AM-6, 1.6L, 4cyl	49	51/46	\$1,250	10	240V Li-Ion
------------------	----	-------	---------	----	-------------

Niro FE

AM-6, 1.6L, 4cyl	50	52/49	\$1,250	10	240V Li-Ion
------------------	----	-------	---------	----	-------------

Niro Touring

AM-6, 1.6L, 4cyl	43	46/40	\$1,450	9	240V Li-Ion
------------------	----	-------	---------	---	-------------

Manufacturer Model Configuration (trans, eng size, cyl)	MPG		Annual Fuel Cost	GHG Rating	Battery Type
	Comb	City/Hwy			

MIDSIZE STATION WAGONS

TOYOTA

Prius v

AV, 1.8L, 4cyl	41	43/39	\$1,500	9	202V Ni-MH
----------------	----	-------	---------	---	------------

STANDARD PICKUP TRUCKS 2WD

CHEVROLET

Silverado 15 Hybrid 2WD

A-8, 5.3L, 8cyl	20	18/24	\$3,100	4	86V Li-Ion
-----------------	----	-------	---------	---	------------

GMC

Sierra 15 Hybrid 2WD

A-8, 5.3L, 8cyl	20	18/24	\$3,100	4	86V Li-Ion
-----------------	----	-------	---------	---	------------

STANDARD PICKUP TRUCKS 4WD

CHEVROLET

Silverado 15 Hybrid 4WD

A-8, 5.3L, 8cyl	18	16/21	\$3,450	3	86V Li-Ion
-----------------	----	-------	---------	---	------------

GMC

Sierra 15 Hybrid 4WD

A-8, 5.3L, 8cyl	18	16/21	\$3,450	3	86V Li-Ion
-----------------	----	-------	---------	---	------------

SMALL SPORT UTILITY VEHICLES 2WD

NISSAN

Rogue Hybrid FWD

AV-S7, 2.0L, 4cyl	34	33/35	\$1,850	8	202V Li-Ion
-------------------	----	-------	---------	---	-------------

Rogue SV FWD Hybrid

CVT, 2.5L, 4cyl	NA	NA	NA	NA	202V Li-Ion
-----------------	----	----	----	----	-------------

SMALL SPORT UTILITY VEHICLES 4WD

ACURA

MDX Hybrid AWD

AM-S7, 3.0L, 6cyl	27	26/27	\$2,850	6	259V Li-Ion
-------------------	----	-------	---------	---	-------------

Manufacturer Model Configuration (trans, eng size, cyl)	MPG		Annual Fuel Cost	GHG Rating	Battery Type
	Comb	City/Hwy			

LEXUS

NX 300h AWD

AV-S6, 2.5L, 4cyl	31	33/30	\$2,000	7	245V Ni-MH
-------------------	----	-------	---------	---	------------

NISSAN

Rogue Hybrid AWD

AV-S7, 2.0L, 4cyl	33	31/34	\$1,900	8	202V Li-Ion
-------------------	----	-------	---------	---	-------------

TOYOTA

RAV4 Hybrid AWD

AV-S6, 2.5L, 4cyl	32	34/30	\$1,950	7	245V Ni-MH
-------------------	----	-------	---------	---	------------

STANDARD SPORT UTILITY VEHICLES 2WD

INFINITI

QX60 Hybrid FWD

AV-S7, 2.5L, 4cyl	26	25/27	\$2,400	6	144V Li-Ion
-------------------	----	-------	---------	---	-------------

STANDARD SPORT UTILITY VEHICLES 4WD

INFINITI

QX60 Hybrid AWD

AV-S7, 2.5L, 4cyl	26	25/27	\$2,400	6	144V Li-Ion
-------------------	----	-------	---------	---	-------------

LEXUS

RX 450h AWD

AV-S6, 3.5L, 6cyl	30	31/28	\$2,550	7	288V Ni-MH
-------------------	----	-------	---------	---	------------

TOYOTA

Highlander Hybrid AWD

AV-S6, 3.5L, 6cyl	28	29/27	\$2,200	6	288V Ni-MH
-------------------	----	-------	---------	---	------------

Highlander Hybrid AWD LE Plus

AV-S6, 3.5L, 6cyl	29	30/28	\$2,150	7	288V Ni-MH
-------------------	----	-------	---------	---	------------

ETHANOL FLEXIBLE FUEL VEHICLES

Ethanol flexible fuel vehicles (FFVs) are designed by the original manufacturer to operate on gasoline, E85, or any mixture of the two fuels. Annual fuel cost is estimated assuming 15,000 miles of travel each year (55% city and 45% highway) and an average fuel cost of \$2.63 per gallon for E85, \$4.15 per gallon for regular unleaded gasoline, and \$5.14 per gallon for premium unleaded gasoline. The price of ethanol is highly variable from region to region; it is typically lower in the Midwestern United States and higher in other areas. Therefore, actual consumer experience may differ significantly from the annual fuel cost estimates presented here.

Fuel economy and driving range values are shown for both gasoline and E85. When operating your FFV on mixtures of gasoline and E85, such as when alternating between using these fuels, your driving range and fuel economy values will be somewhere between those listed for the two fuels, depending on the actual percentage of gasoline and E85 in the tank.

Manufacturer Model Configuration (trans, eng size, cyl)	MPG		Annual Fuel Cost	GHG Rating	Fuel	Driving Range (miles)
	Comb	City/Hwy				
SUBCOMPACT CARS						

AUDI

A5 Cabriolet quattro

A-S8, 2.0L, 4cyl	24	21/29	\$3,200	5	P	408
	17	15/21	\$2,300	5	E85	287

A5 quattro

A-S8, 2.0L, 4cyl	24	21/30	\$3,200	5	P	406
	18	15/22	\$2,200	6	E85	304

COMPACT CARS						
---------------------	--	--	--	--	--	--

FORD

Focus FWD FFV

AM-6, 2.0L, 4cyl	31	26/38	\$2,000	7	Gas	384
	23	20/28	\$1,700	7	E85	285
AM-S6, 2.0L, 4cyl	29	26/36	\$2,150	7	Gas	360
	22	19/26	\$1,800	7	E85	273
M-5, 2.0L, 4cyl	28	25/34	\$2,200	6	Gas	347
	21	18/25	\$1,900	7	E85	260

MERCEDES-BENZ

CLA250 4matic

AM-7, 2.0L, 4cyl	27	23/32	\$2,850	6	P	400
	19	17/23	\$2,100	6	E85	280

MIDSIZE CARS						
---------------------	--	--	--	--	--	--

CHRYSLER

200

A-9, 2.4L, 4cyl	27	23/36	\$2,300	6	Gas	427
	20	17/26	\$1,950	7	E85	316
A-9, 3.6L, 6cyl	23	19/31	\$2,700	5	Gas	363
	17	14/23	\$2,300	5	E85	269

200 AWD

A-9, 3.6L, 6cyl	22	18/28	\$2,850	5	Gas	348
	16	14/21	\$2,450	5	E85	253

LARGE CARS						
-------------------	--	--	--	--	--	--

CHEVROLET

Impala

A-S6, 3.6L, 6cyl	22	19/28	\$2,850	5	Gas	409
	16	14/20	\$2,450	5	E85	298

CHRYSLER

300

A-8, 3.6L, 6cyl	23	19/30	\$2,700	5	Gas	426
	17	14/22	\$2,300	5	E85	314

Manufacturer Model Configuration (trans, eng size, cyl)	MPG		Annual Fuel Cost	GHG Rating	Fuel	Driving Range (miles)
	Comb	City/Hwy				
300 AWD						

A-8, 3.6L, 6cyl	21	18/27	\$2,950	4	Gas	388
	16	14/20	\$2,450	5	E85	296

DODGE

Charger

A-8, 3.6L, 6cyl	23	19/30	\$2,700	5	Gas	426
	17	14/22	\$2,300	5	E85	314

Charger AWD

A-8, 3.6L, 6cyl	21	18/27	\$2,950	4	Gas	388
	16	14/20	\$2,450	5	E85	296

FORD

Taurus AWD FFV

A-S6, 3.5L, 6cyl	19	17/24	\$3,300	4	Gas	361
	14	13/18	\$2,800	4	E85	266

Taurus FWD FFV

A-S6, 3.5L, 6cyl	21	18/27	\$2,950	4	Gas	399
	16	13/20	\$2,450	5	E85	304

SMALL PICKUP TRUCKS 2WD						
--------------------------------	--	--	--	--	--	--

NISSAN

Frontier 2WD FFV

A-5, 4.0L, 6cyl	18	16/22	\$3,450	3	Gas	380
	13	11/16	\$3,050	4	E85	270

SMALL PICKUP TRUCKS 4WD						
--------------------------------	--	--	--	--	--	--

NISSAN

Frontier 4WD FFV

A-5, 4.0L, 6cyl	17	15/21	\$3,650	3	Gas	360
	12	11/15	\$3,300	3	E85	250

STANDARD PICKUP TRUCKS 2WD						
-----------------------------------	--	--	--	--	--	--

CHEVROLET

Silverado C15 2WD

A-6, 4.3L, 6cyl	20	18/24	\$3,100	4	Gas	520/680
	14	12/16	\$2,800	4	E85	364/476
A-6, 5.3L, 8cyl	19	16/23	\$3,300	4	Gas	494/646
	14	12/17	\$2,800	4	E85	364/476

FORD

F150 5.0L 2WD FFV GVWR>7599 LBS

A-S6, 5.0L, 8cyl	16	14/20	\$3,900	2	Gas	386/573
	13	11/16	\$3,050	4	E85	313/465

Manufacturer Model Configuration (trans, eng size, cyl)	MPG		Annual Fuel Cost	GHG Rating	Fuel	Driving Range (miles)
	Comb	City/Hwy				
F150 Pickup 2WD FFV						
A-6, 3.5L, 6cyl	20	18/24	\$3,100	4	Gas	482/716
	15	13/18	\$2,650	4	E85	362/537
A-S6, 5.0L, 8cyl	18	15/22	\$3,450	3	Gas	434/644
	13	11/16	\$3,050	4	E85	313/465

GMC
Sierra C15 2WD

A-6, 4.3L, 6cyl	20	18/24	\$3,100	4	Gas	520/680
	14	12/16	\$2,800	4	E85	364/476
A-6, 5.3L, 8cyl	19	16/23	\$3,300	4	Gas	494/646
	14	12/17	\$2,800	4	E85	364/476

RAM
1500 2WD

A-8, 3.6L, 6cyl	20	17/25	\$3,100	4	Gas	520/640
	14	12/17	\$2,800	4	E85	364/448

TOYOTA
Tundra 2WD FFV

A-S6, 5.7L, 8cyl	15	13/18	\$4,150	2	Gas	396/570
	11	9/13	\$3,600	2	E85	290/418

STANDARD PICKUP TRUCKS 4WD

CHEVROLET
Silverado K15 4WD

A-6, 4.3L, 6cyl	19	17/22	\$3,300	4	Gas	494/646
	13	12/15	\$3,050	3	E85	338/442
A-6, 5.3L, 8cyl	18	16/22	\$3,450	3	Gas	468/612
	13	11/16	\$3,050	3	E85	338/442

FORD
F150 4WD FFV BASE PAYLOAD LT TIRE

A-S6, 5.0L, 8cyl	17	15/20	\$3,650	3	Gas	410/609
	13	11/16	\$3,050	3	E85	313/465

F150 5.0L 4WD FFV GVWR>7599 LBS

A-S6, 5.0L, 8cyl	16	14/19	\$3,900	2	Gas	386/573
	13	11/16	\$3,050	3	E85	313/465

F150 Pickup 4WD FFV

A-6, 3.5L, 6cyl	19	17/23	\$3,300	4	Gas	458/680
	14	12/17	\$2,800	4	E85	337/501
A-S6, 5.0L, 8cyl	17	15/21	\$3,650	3	Gas	410/609
	13	11/16	\$3,050	3	E85	313/465

GMC
Sierra K15 4WD

A-6, 4.3L, 6cyl	19	17/22	\$3,300	4	Gas	494/646
	13	12/15	\$3,050	4	E85	338/442
A-6, 5.3L, 8cyl	18	16/22	\$3,450	3	Gas	468/612
	13	11/16	\$3,050	3	E85	338/442

RAM
1500 4WD

A-8, 3.6L, 6cyl	19	16/23	\$3,300	4	Gas	494/608
	13	11/16	\$3,050	3	E85	338/416

TOYOTA
Tundra 4WD FFV

A-S6, 5.7L, 8cyl	15	13/17	\$4,150	2	Gas	396/570
	10	9/12	\$3,950	2	E85	264/380

Manufacturer Model Configuration (trans, eng size, cyl)	MPG		Annual Fuel Cost	GHG Rating	Fuel	Driving Range (miles)
	Comb	City/Hwy				
VANS, PASSENGER TYPE						

FORD
Transit T150 Wagon FFV

A-S6, 3.7L, 6cyl	16	14/18	\$3,900	2	Gas	402
	11	10/13	\$3,600	2	E85	276

SPECIAL PURPOSE VEHICLES 2WD

FORD
Transit Connect Van FFV

A-S6, 2.5L, 4cyl	23	20/27	\$2,700	5	Gas	363
	17	15/20	\$2,300	5	E85	269

Transit Connect Wagon FFV

A-S6, 2.5L, 4cyl	22	19/27	\$2,850	5	Gas	348
	16	14/19	\$2,450	5	E85	253

Transit Connect Wagon LWB FFV

A-S6, 2.5L, 4cyl	22	19/27	\$2,850	5	Gas	348
	16	14/20	\$2,450	5	E85	253

MINIVANS 2WD

DODGE
Grand Caravan

A-6, 3.6L, 6cyl	20	17/25	\$3,100	4	Gas	400
	14	12/18	\$2,800	4	E85	280

SMALL SPORT UTILITY VEHICLES 2WD

CHEVROLET
Equinox FWD

A-6, 2.4L, 4cyl	25	21/31	\$2,500	5	Gas	470
	17	15/21	\$2,300	5	E85	320

DODGE
Journey

A-6, 3.6L, 6cyl	19	17/25	\$3,300	4	Gas	390
	14	12/18	\$2,800	4	E85	287

FORD
Escape FWD FFV

A-S6, 2.5L, 4cyl	24	21/29	\$2,600	5	Gas	389
	18	15/22	\$2,200	5	E85	292

GMC
Terrain FWD

A-6, 2.4L, 4cyl	25	21/31	\$2,500	5	Gas	470
	17	15/21	\$2,300	5	E85	320

JEEP
Cherokee FWD

A-9, 2.4L, 4cyl	25	21/30	\$2,500	5	Gas	395
	18	15/22	\$2,200	5	E85	284

Renegade 2WD

A-9, 2.4L, 4cyl	25	22/30	\$2,500	5	Gas	318
	19	16/23	\$2,100	6	E85	241

SMALL SPORT UTILITY VEHICLES 4WD

AUDI
Q5

A-S8, 2.0L, 4cyl	22	20/27	\$3,500	5	P	436
	16	14/19	\$2,450	5	E85	317

Manufacturer Model Configuration (trans, eng size, cyl)	MPG		Annual Fuel Cost	GHG Rating	Fuel	Driving Range (miles)
	Comb	City/Hwy				

CHEVROLET Equinox AWD

A-6, 2.4L, 4cyl	23	20/28	\$2,700	5	Gas	432
	17	14/20	\$2,300	5	E85	320

JEEP Cherokee 4WD

A-9, 2.4L, 4cyl	23	21/28	\$2,700	5	Gas	363
	17	14/21	\$2,300	5	E85	269

MERCEDES-BENZ GLA250 4matic

AM-7, 2.0L, 4cyl	26	23/31	\$2,950	6	P	380
	19	17/23	\$2,100	6	E85	280

STANDARD SPORT UTILITY VEHICLES 2WD

CHEVROLET Suburban C1500 2WD

A-6, 5.3L, 8cyl	19	16/23	\$3,300	4	Gas	604
	14	12/17	\$2,800	4	E85	445

Tahoe C1500 2WD

A-6, 5.3L, 8cyl	19	16/23	\$3,300	4	Gas	484
	14	12/17	\$2,800	4	E85	357

FORD Explorer 2WD FFV

A-S6, 3.5L, 6cyl	20	17/24	\$3,100	4	Gas	372
	15	13/18	\$2,650	4	E85	279

GMC Yukon C1500 2WD

A-6, 5.3L, 8cyl	19	16/23	\$3,300	4	Gas	484
	14	12/17	\$2,800	4	E85	357

Manufacturer Model Configuration (trans, eng size, cyl)	MPG		Annual Fuel Cost	GHG Rating	Fuel	Driving Range (miles)
	Comb	City/Hwy				

Yukon C1500 XL 2WD

A-6, 5.3L, 8cyl	19	16/23	\$3,300	4	Gas	604
	14	12/17	\$2,800	4	E85	445

STANDARD SPORT UTILITY VEHICLES 4WD

CHEVROLET Suburban K1500 4WD

A-6, 5.3L, 8cyl	18	15/22	\$3,450	3	Gas	572
	12	11/15	\$3,300	3	E85	382

Tahoe K1500 4WD

A-6, 5.3L, 8cyl	18	16/22	\$3,450	3	Gas	459
	13	11/16	\$3,050	3	E85	332

FORD Explorer AWD FFV

A-S6, 3.5L, 6cyl	19	16/23	\$3,300	4	Gas	353
	14	12/17	\$2,800	4	E85	260

GMC Yukon K1500 4WD

A-6, 5.3L, 8cyl	18	16/22	\$3,450	3	Gas	459
	13	11/16	\$3,050	3	E85	332

Yukon K1500 XL 4WD

A-6, 5.3L, 8cyl	18	15/22	\$3,450	3	Gas	572
	12	11/15	\$3,300	3	E85	382

MERCEDES-BENZ GLE350 4matic

A-7, 3.5L, 6cyl	19	18/22	\$4,050	4	P	470
	14	13/17	\$2,800	4	E85	340

TOYOTA Sequoia 4WD FFV

A-S6, 5.7L, 8cyl	14	13/17	\$4,450	1	Gas	370
	10	9/13	\$3,950	2	E85	264

INDEX

	Interior Volume (cu.ft.) Passenger / Cargo					Interior Volume (cu.ft.) Passenger / Cargo					Interior Volume (cu.ft.) Passenger / Cargo			
	2dr	4dr	Hatch	Pg		2dr	4dr	Hatch	Pg		2dr	4dr	Hatch	Pg
ACURA														
ILX		89/12		11										
MDX AWD				27										
MDX FWD				25										
MDX Hybrid AWD				27,41										
NSX Hybrid				6,40										
RDX AWD				27										
RDX FWD				25										
RLX		102/15		15										
RLX Hybrid		102/15		15,40										
TLX AWD		93/14		11										
TLX FWD		93/14		11										
ALFA ROMEO														
4C				6										
Giulia		100/12		15										
Giulia AWD		100/12		15										
ASTON MARTIN														
DB11 V12	72/9			7										
Rapide S		83/14		9										
V12 Vantage S				6										
Vanquish S Zagato	78/5			7										
AUDI														
A3		86/12		9										
A3 Cabriolet	79/10			9										
A3 Cabriolet quattro	79/10			9										
A3 e-tron			89/14	11,38										
A3 quattro		86/10		9										
A4		92/13		11										
A4 allroad quattro		92/24		21										
A4 quattro		92/13		11										
A4 Ultra		92/13		11										
A5 Cabriolet quattro	81/10			9,42										
A5 quattro	84/12			9,42										
A6		98/16		15										
A6 quattro		98/16		15										
A7 quattro			94/25	15										
A8 L		107/15		18										
Q3			84/17	11										
Q3 quattro			84/17	11										
Q5				27,43										
Q7				31										
R8				6										
R8 Spyder				6										
RS 3		86/10		9										
RS 7			94/25	15										
S3		86/10		9										
S5	84/13			9										
S5 Cabriolet	81/10			9										
S6		98/16		15										
S7			94/25	15										
S8		100/15		15										
SQ5				27										
TT Coupe quattro	74/13			9										
TT Roadster quattro				6										
TTS Coupe	74/13			9										
BENTLEY														
Bentayga				31										
Continental GT	89/11			11										
BMW														
Continental GT Convertible	86/7			9										
Continental Supersports	89/11			11										
Continental Supersports Convertible	86/7			9										
Flying Spur	102/13			15										
Mulsanne		101/11		15										
Mulsanne EWB		105/11		15										
BUICK														
740e xDrive		114/10		18,39										
740i		114/14		19										
740i xDrive		114/14		19										
750i		114/14		19										
750i xDrive		114/14		19										
Alpina B6 xDrive Gran Coupe		97/12		12										
Alpina B7 xDrive		114/14		19										
i3 BEV (60 Amp-hour battery)		84/15		5,9,35										
i3 BEV (94 Amp-hour battery)		84/15		9,35										
i3 REX (94 Amp-hour battery)		84/15		9,38										
i8	81/5			9,38										
M2	89/10			9										
M240i Convertible	82/10			9										
M240i Coupe	89/10			9										
M240i xDrive Convertible	82/10			9										
M240i xDrive Coupe	89/10			9										
M3		96/12		12										
M4 Convertible	91/9			9										
M4 Coupe	90/11			12										
M6 Convertible	88/11			10										
M6 Coupe	87/13			10										
M6 Gran Coupe		97/12		12										
M760i xDrive		114/14		19										
X1 sDrive28i			101/27	19										
X1 xDrive28i			101/27	19										
X3 sDrive28i				25										
X3 xDrive28i				28										
X3 xDrive35i				28										
X4 M40i				28										
X4 xDrive28i				28										
X5 M				31										
X5 sDrive35i				30										
X5 xDrive 35d				31,34										
X5 xDrive35i				31										
X5 xDrive40e				31,39										
X5 xDrive50i				31										
X6 M				31										
X6 sDrive35i				30										
X6 xDrive35i				31										
X6 xDrive50i				31										
BUICK														
Cascada	82/9			10										
Enclave AWD				31										
Enclave FWD				30										
Encore				26										
Encore AWD				28										
Envision AWD				28										
Envision FWD		75/26		26										
LaCrosse		102/16		15										
LaCrosse AWD		102/16		15										
Regal		98/13		15										
Regal AWD		98/13		15										
Verano		91/14		12										
BYD														
e6			88/16	5,26,36										

INDEX

Interior Volume (cu.ft.) Passenger / Cargo				Interior Volume (cu.ft.) Passenger / Cargo				Interior Volume (cu.ft.) Passenger / Cargo			
2dr	4dr	Hatch	Pg	2dr	4dr	Hatch	Pg	2dr	4dr	Hatch	Pg
LINCOLN				MERCEDES-BENZ				MINI			
Continental AWD	106/16		20	AMG C43 4matic	90/13		13	GLA250	91/42		27
Continental FWD	106/16		20	AMG C43 4matic Convertible	81/9		10	GLA250 4matic			29,44
MKC AWD			29	AMG C43 4matic Coupe	79/10		10	GLC300			27
MKC FWD			27	AMG C63		92/13	13	GLC300 4matic			29
MKT AWD			32	AMG C63 Convertible	81/9		10	GLC300 4matic Coupe			29
MKT FWD			31	AMG C63 Coupe	79/11		10	GLE350			31
MKT Hearse AWD			25	AMG C63 S		92/13	13	GLE350 4matic			32,44
MKT Limo AWD			25	AMG C63 S Convertible	81/9		10	GLE350d 4MATIC			34
MKT Livery AWD			25	AMG C63 S Coupe	79/11		10	GLE400 4matic			32
MKX AWD			29	AMG CLA45 4matic	88/13		13	GLE550e 4matic			32,39
MKX FWD			27	AMG CLS63 S 4matic	92/11		13	GLS350d 4MATIC			34
MKZ AWD	99/16		17	AMG E43 4matic	98/13		17	GLS450 4matic			32
MKZ FWD	99/16		17	AMG G63			32	GLS550 4matic			32
MKZ Hybrid FWD	99/12		17,40	AMG G65			32	Maybach S550 4matic	120/12		20
Navigator 2WD			31	AMG GLA45 4matic	91/42		22	Maybach S600	120/12		20
Navigator 4WD			32	AMG GLC43 4matic			29	Maybach S650 Convertible	88/7		11
Navigator L 2WD			31	AMG GLC43 4matic Coupe			29	Metris (Cargo Van)			25
Navigator L 4WD			32	AMG GLE43 4matic			32	Metris (Passenger Van)			25
LOTUS				AMG GLE43 4matic Coupe			32	S550	112/12		20
Evora	48/2	48/2	8	AMG GLE63			32	S550 4matic	112/12		20
MASERATI				AMG GLE63 S			32	S550 4matic Coupe	90/10		14
Ghibli S RWD	108/10		17	AMG GLE63 S Coupe			32	S550 Convertible	88/7		11
Ghibli V6	108/10		17	AMG GLS63			32	S550e	112/9		20,39
Ghibli V6 SQ4 AWD	108/10		17	AMG GT			7	S600	112/12		20
GranTurismo	86/6		10	AMG GT S			7	S65 AMG Convertible	88/7		11
GranTurismo Convertible	85/5		10	AMG S63 4matic	112/12		20	S65 AMG Coupe	91/10		14
Levante	88/20		32	AMG S63 4matic Convertible	88/7		10	SL450			7
Levante S	88/20		32	AMG S63 4matic Coupe	90/10		13	SL550			7
Quattroporte GTS	114/19		20	AMG S65	112/12		20	SLC300			7
Quattroporte S	114/19		20	AMG SL63			7	MITSUBISHI			
Quattroporte SQ4 V6	114/19		20	AMG SL65			7	i-MiEV	85/13	11,35	
MAZDA				AMG SLC43			7	Lancer	93/12		14
2		87/16	13	B250e	90/22		17,35	Lancer 4WD	93/12		14
3 4-Door	96/12		13	C300	90/13		13	Mirage	86/17	86/17	14
3 5-Door		96/22	17	C300 4matic	90/13		13	Mirage G4	90/13		14
6	100/15		17	C300 4matic Convertible	81/9		10	Outlander 2WD			27
CX-3 2WD		88/16	13	C300 4matic Coupe	79/10		10	Outlander 4WD			29
CX-3 4WD		88/16	13	C300 Convertible	81/9		11	Outlander Sport 2WD			27
CX-5 2WD			27	C300 Coupe	79/10		11	Outlander Sport 4WD			29
CX-5 4WD			29	C350e	91/10		14,38				
CX-9 2WD			27	CLA250	88/13		14				
CX-9 4WD			29	CLA250 4matic	88/13		14,42				
MX-5			7	CLS550	92/11		14				
MCLAREN AUTOMOTIVE				CLS550 4matic	92/11		14				
570GT			7	E300	98/13		17				
570S Coupe			7	E300 4matic	98/13		17				
				E400 4matic (station wagon)	98/35		22				
				E400 4matic Coupe	81/11		11				
				E400 Convertible	80/6		11				
				E400 Coupe	81/11		11				
				E550 Convertible	80/6		11				
				E550 Coupe	81/11		11				
				G550			32				
				G550 4x4 (Special Off-Road Model)			32				

INDEX

	Interior Volume (cu.ft.) Passenger / Cargo			
	2dr	4dr	Hatch	Pg
Tundra 4WD				24
Tundra 4WD FFV				24,43
Yaris	86/13		85/15	14
Yaris iA	86/13			5,11

VOLKSWAGEN

Beetle			85/15	14
Beetle Convertible	81/7			11
Beetle Dune			85/15	14
Beetle Dune Convertible	81/7			11
CC	94/13			14
CC 4motion	94/13			14
e-Golf		91/17	5,14,35	
Golf		93/16		14

	Interior Volume (cu.ft.) Passenger / Cargo			
	2dr	4dr	Hatch	Pg
Golf Alltrack		94/30		22
Golf R			93/16	14
Golf SportWagen		94/30		22
Golf SportWagen 4motion		94/30		22
GTI			93/16	14
Jetta		94/16		14
Passat		102/16		18
Tiguan				27
Tiguan 4motion				30
Touareg				33

VOLVO

S60 AWD		93/12		14
S60 CC AWD		93/12		14
S60 FWD		93/12		14

	Interior Volume (cu.ft.) Passenger / Cargo			
	2dr	4dr	Hatch	Pg
S60 Inscription AWD		96/12		14
S60 Inscription FWD		96/12		14
S60 Polestar AWD		93/12		14
S90 AWD		98/14		18
S90 FWD		98/14		18
V60 AWD		92/28		22
V60 CC AWD		92/28		22
V60 FWD		92/28		22
V60 Polestar AWD		92/28		22
V90 CC AWD		98/34		22
XC60 AWD				30
XC60 FWD		99/34		27
XC90 AWD				33
XC90 AWD PHEV				33,39
XC90 FWD				31

GETTING TO KNOW THE NEW FUEL ECONOMY AND ENVIRONMENT LABEL

The diagram below shows a sample label for a gasoline vehicle. Slightly different designs are used for flexible-fuel vehicles, electric vehicles, and plug-in hybrids. For more in-depth descriptions of label information for all vehicle types, visit www.fueleconomy.gov.

